



 Cite this: *RSC Adv.*, 2020, 10, 32740

A decennary update on applications of metal nanoparticles (MNPs) in the synthesis of nitrogen- and oxygen-containing heterocyclic scaffolds

 Tejas M. Dhameliya, * Hiren A. Donga, Punit V. Vaghela, Bhoomi G. Panchal, Dipen K. Sureja, Kunjan B. Bodiwala and Mahesh T. Chhabria

Heterocycles have been found to be of much importance as several nitrogen- and oxygen-containing heterocycle compounds exist amongst the various USFDA-approved drugs. Because of the advancement of nanotechnology, nanocatalysis has found abundant applications in the synthesis of heterocyclic compounds. Numerous nanoparticles (NPs) have been utilized for several organic transformations, which led us to make dedicated efforts for the complete coverage of applications of metal nanoparticles (MNPs) in the synthesis of heterocyclic scaffolds reported from 2010 to 2019. Our emphasize during the coverage of catalyzed reactions of the various MNPs such as Ag, Au, Co, Cu, Fe, Ni, Pd, Pt, Rh, Ru, Si, Ti, and Zn has not only been on nanoparticles catalyzed synthetic transformations for the synthesis of heterocyclic scaffolds, but also provide an inherent framework for the reader to select a suitable catalytic system of interest for the synthesis of desired heterocyclic scaffold.

 Received 11th March 2020
 Accepted 12th August 2020

DOI: 10.1039/d0ra02272a

rsc.li/rsc-advances

L. M. College of Pharmacy, Navrangpura, Ahmedabad 380 009, Gujarat, India. E-mail: tejas.dhameliya@lmcp.ac.in; tmdhameliya@gmail.com; Fax: +91 79 2630 4865; Tel: +91 79 2630 2746



Dr Tejas M. Dhameliya was born in Samdhiyala in the Bhavnagar District of Gujarat, India. He completed his B. Pharm. (Bachelor of Pharmacy) from L. M. College of Pharmacy, Ahmedabad, Gujarat Technological University in May 2012 and pursued Post-Graduate studies in M.S. (Pharm.) from the National Institute of Pharmaceutical Education and Research (NIPER), S.A.S. Nagar in June

2014. He completed his PhD under the supervision of Prof. Asit K. Chakraborti from NIPER, S.A.S. Nagar. He was awarded the National Level Rajnibhai V. Patel PharmInnova Award for the most "Innovative Thesis" in the M. Pharm. (Pharmaceutical Chemistry) category in Pharmaceutical Sciences 2014–15. His area of research includes the development of anti-mycobacterial and anti-cancer agents using green synthetic methodologies employing water, nano-particles and ionic liquids; and molecular modeling including 3D-QSAR, docking and quantum chemical calculations and density functional theory. He is currently working as Asst. Prof. since August 2017 at L. M. College of Pharmacy, Ahmedabad, India.

1 Introduction

Heterocycles containing nitrogen¹ and oxygen² have been found to be of much importance among the United States Food and Drug Administration (USFDA) approved drugs. Specifically, 59% of the USFDA-approved drugs contain a nitrogen-containing heterocycle,¹ and the USFDA has approved 311 drug candidates assembled with an oxygen-containing heterocycle.² Numerous heterocyclic scaffolds have been synthesized with modern advancements with an endeavor towards drug discovery paradigm.³ A recent analysis on structures of USFDA-approved drugs administered in combination with other drugs as reported by Njardarson *et al.* revealed that the major importance of these heterocycles in combination drugs is in variety of therapeutic uses.⁴ The rich literature^{5–14} on the synthesis of these USFDA-approved drugs is also gaining momentum since for the clinical use of a drug, the drug molecule has be synthesized on a pilot scale using a suitable toolbox of organic chemistry.¹⁵ A plot of the number of publications *versus* year of publication performed using Sci-Finder¹⁶ for the search string 'synthesis of heterocyclic scaffolds' revealed the increasing popularity of heterocyclic scaffolds synthesized *via* several organic transformations (Fig. 1).

Nanomaterials are defined as materials with at least one of their dimensions in the nanometer range (1 nm to 100 nm). Recently, nanotechnology has advanced significantly, and thus has found substantial applications in therapeutics,¹⁷ food and nutraceuticals,¹⁸ wastewater management,¹⁹ biotechnology,²⁰ biology and medicine,²¹ automobiles,²² fabrics and textiles,²³ carbon nanotubes,²⁴ and environmental applications²⁵ (Fig. 2).



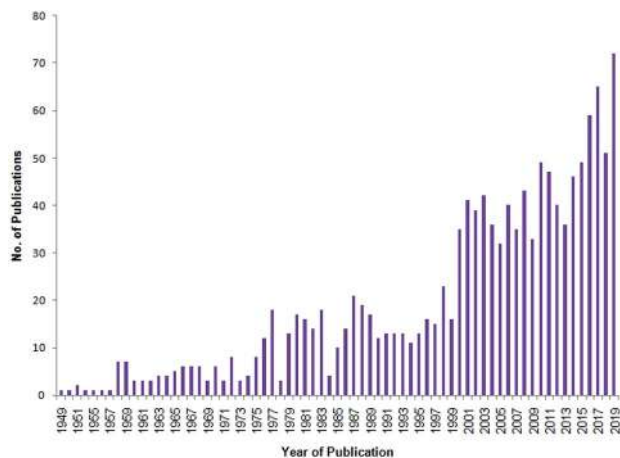


Fig. 1 Number of publications versus corresponding year of publication for the search string 'synthesis of heterocyclic scaffolds' accessed by Sci-Finder on Nov 28, 2019.

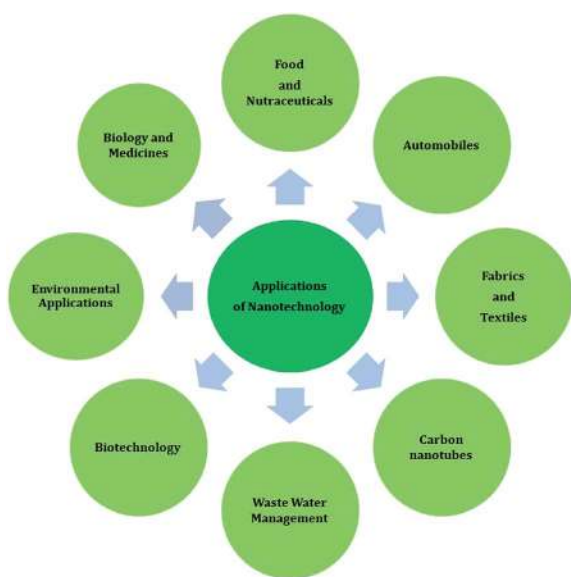


Fig. 2 Recent applications of nanotechnology.

A wide variety of techniques is available for the characterization of nanomaterials due to the advancement of sophisticated and simple spectrophotometric and robotic instrumentation. The basic techniques required for the characterization of nanomaterials, namely chemical and structural characterization, are presented in Fig. 3. The size of nanoparticles can be characterized using transmission electron microscopy (TEM), X-ray diffraction (XRD), dynamic light scattering (DLS), high-resolution transmission electron microscopy (HR-TEM), scanning electron microscopy (SEM), atomic force microscopy (AFM), inductively coupled plasma-mass spectrometry (ICP-MS), UV-visible spectroscopy (UV-Vis), matrix-associated laser desorption ionization (MALDI), and nuclear magnetic resonance (NMR). The shape of NPs can be characterized using TEM, HR-TEM, and AFM, while XRD, X-ray

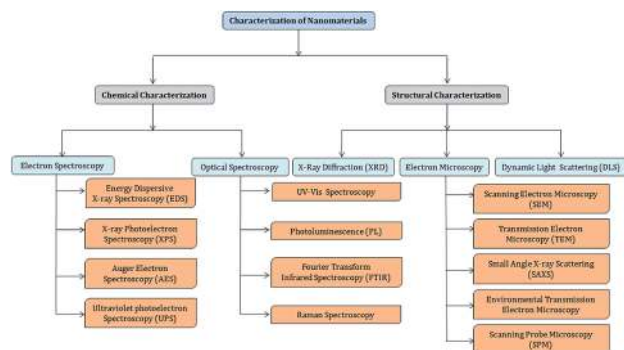


Fig. 3 Basic techniques for the characterization of nano-materials. Chemical characterization includes optical spectroscopy such as optical absorption spectroscopy, which includes UV-Vis spectroscopy, photoluminescence (PL), Fourier transform infrared spectroscopy (FTIR), and Raman spectroscopy; and electron spectroscopy including energy dispersive X-ray spectroscopy (EDS), X-ray photoelectron spectroscopy (XPS), auger electron spectroscopy (AES), and ultraviolet photoelectron spectroscopy (UPS). Structural characterization involves X-ray diffraction (XRD); electron microscopic techniques such as scanning electron microscopy (SEM), transmission electron microscopy (TEM), small angle X-ray scattering (SAXS), environmental transmission electron microscopy (ETEM), and scanning probe microscopy (SPM); and dynamic light scattering (DLS) using a particle size analyzer.

photoelectron spectroscopy (XPS), inductively coupled plasma-mass spectrometry (ICP-MS), and NMR can be used to confirm their chemical composition. The surface properties of NPs can be determined using the BET (Brunauer, Emmett and Teller) technique and liquid NMR, and their magnetic behavior can be tested using vibrating sample magnetometry (VSM) and Mössbauer spectroscopy.²⁶

2 Nanocatalysis

Catalysis (Greek: to dissolve) is the terminology coined by Swedish chemist Jöns Jacob Berzelius in 1836, which means a substance awakens dormant affinities by its mere presence.²⁷ Catalysis can be categorised into homogenous catalysis and heterogeneous catalysis. Heterogeneous catalysis is more favoured over homogenous catalysis since the former is beneficial for the easier isolation, purification and recycling of costly catalysts for subsequent transformations. Most nanoparticles (NPs) are heterogeneous catalysts, boosting the goals of synthetic chemist to co-align green chemistry approaches.²⁸

Nanocatalysts have a particle size in the nm scale, and thus have a large surface area, which enables the interaction of chemical reactants *via* cooperative activation to bring them in closer proximity with each other. Nanocatalysis has been recently employed for wide applications in nanotechnology, productions of fuels from biomass, wastewater treatment, bio-electrocatalysis, environmental applications,²⁹ sustainable applications in green synthesis,³⁰ and organic transformations.³¹ Grönbeck *et al.* recently summarized the mechanistic insight of nanocatalysis *via* computational methods, including density functional theory (DFT) and other computation tools.³²



The synthesis of nanocatalysts (NCs) is generally achieved using metals and transition metals from their congener inorganic salts, which are treated with solid supports or linkers to generate reactive functional groups on their extreme periphery. The catalytic activity of NPs is generally achieved using doping agents *via* their incorporation into metals and metallic oxides, Lewis acids and bases³³ and ionic liquids.³⁴

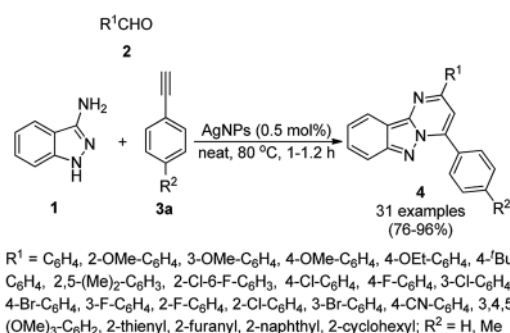
3 Scope and applications of NPs in the synthesis of heterocycles

According to green chemistry, MNP-catalyzed organic transformations are the safest reactions, which do not affect the environment. Some of the important applications of MNPs and metal oxide NPs have been also demonstrated for different types of C–H activation, such as C(sp³)–H and C(sp²)–H functionalization,^{35,36} asymmetric C–C bond formation,³⁷ biomedical applications,³⁸ and various organic transformations.³⁹ Shaaban *et al.* reviewed the applications of NPs with respect to heterocycles and fused heterocycles.⁴⁰ Recently, Gómez *et al.* summarized the use of PdNPs for the synthesis of polyols *via* catalytic coupling and hydrogenation.⁴¹ Dandia *et al.* recently reported the synthesis of three-, five-, six- and seven-membered ring systems using nanocatalysts.⁴² Chaudret *et al.* recently covered the role of several MNPs in σ -H–H, σ -C–H, and σ -Si–H bond activation.⁴³ Although there are numerous applications of NPs for a variety of organic transformations, in the present review we aimed to focus on the complete coverage of the applications of MNPs (metal nanoparticles) in the synthesis of heterocyclic scaffolds (Fig. 4) reported during the last ten years (2010 to the end of 2019). Thus, it is expected that this review article will give opportunistic insight to organic chemists to

select suitable MNPs to achieve the synthetic transformation of choice in order to generate novel molecules, consequently enriching the synthetic armory of the toolbox of medicinal chemists to construct desired scaffolds.⁴⁴

3.1 AgNP-catalyzed synthesis of heterocycles

AgNPs have been recognized to be important in the synthesis of heterocyclic scaffolds.^{45,46} Balwea *et al.* synthesized pyrimido [1,2-*b*]indazole derivatives (**4**) using silver nanoparticles (AgNPs) obtained from the plant extract of *Radix puerariae*. The extract of *Radix puerariae* powder was treated with AgNO₃ in basic medium and the synthesis of AgNPs was monitored using UV-Vis spectroscopy. The synthesized AgNPs were well characterized *via* TEM, EDX, XRD, dynamic light scattering (DLS) and zeta potential measurements. The synthesis of **4** was achieved using one pot A³ coupling involving the reaction of three components, *i.e.* 3-aminoindazoles (**1**), aryl/heteroaryl/alicyclic



Scheme 1 Synthesis of pyrimido[1,2-*b*]indazole derivatives (**4**) using AgNPs under solvent-free conditions.

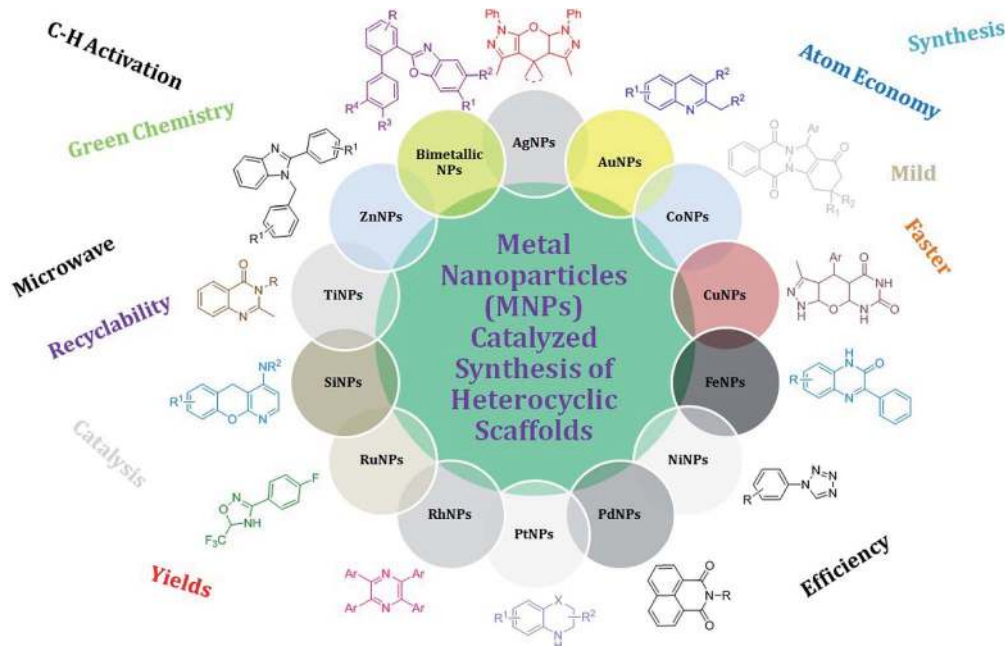
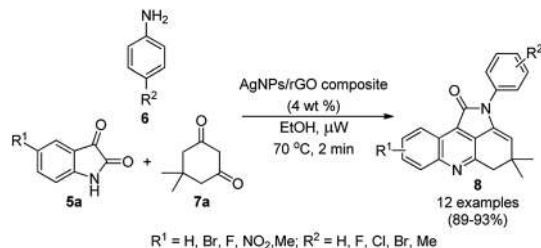


Fig. 4 Metal nanoparticle (MNP)-catalyzed synthesis of nitrogen- and oxygen-containing heterocyclic scaffolds.





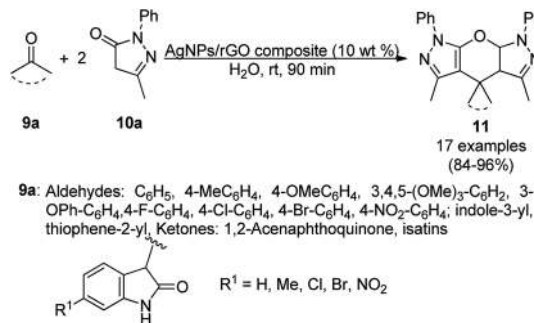
Scheme 2 AgNP-catalyzed synthesis of pyrrolo[2,3,4-*k*]acridin-1-ones (8).

aldehyde (2), and substituted phenyl acetylene (3a), using AgNPs (0.5 mol%), solvent-free conditions at 80 °C for 1 h (Scheme 1).⁴⁷ They also demonstrated the successful use of the AgNP-catalyzed A³ coupling on the gram scale in 90% yield. The catalysts were recovered after the reaction, washed with triple-distilled water, activated and used for up to three consecutive runs.

Graphene-supported MNPs have been recently gaining tremendous momentum in the development of C–C and C–X coupling reactions.⁴⁸ In this endeavour, Dandia *et al.* reported the synthesis of pyrrolo[2,3,4-*k*]acridin-1-ones (8, Scheme 2) using AgNP-decorated reduced graphene oxide (AgNPs/rGO).⁴⁹ A method free from high temperature, pressure and toxic chemicals was used for the synthesis of the nanoparticles *via* the simultaneous reduction of graphene oxide (GO) and preparation of AgNPs on GO. The structural characteristics of the nanoparticles were confirmed using TEM, XRD, SEM, XPS, EDX, UV-Vis spectroscopy, cyclic voltammetry, and Raman and FT-IR spectroscopy. The application of these AgNPs was demonstrated for the synthesis of 8 from a three-component reaction involving substituted isatins (5a), anilines (6) and dimedone (7a). The effects of various conditions such as catalyst and solvent were studied under microwave irradiation at 70 °C. Subsequently, employing the optimized conditions, the authors reported the rapid synthesis of 8 in 89–93% yield within 2 min. They reported that ethanol was the best solvent because of the relatively higher dispersion of the catalyst and reactants. Furthermore, the recovered catalyst was successfully used for seven consecutive catalytic cycles without significant loss in the yield of 8.

Further green applications of an AgNP-decorated GO (graphene oxide) composite as a catalyst “on water” were demonstrated by Dandia *et al.* for the synthesis of pyrano[2,3-*c*:6,5-*c'*]dipyrazol-2-ones (11) at rt in excellent yields (Scheme 3).⁵⁰ The catalytic potential of AgNPs was proposed by the authors due to their role as a Lewis acid catalyst, which enabled Knoevenagel condensation–Michael addition and cyclization. The SEM and TEM images of the recovered catalysts revealed the integrity of the catalyst, and thus no significant loss of catalytic activity was observed for up to seven catalytic cycles.

Porco *et al.* reported the use of AgNP-catalyzed Diels–Alder [4 + 2] cycloaddition (Scheme 4) for the successful synthesis of cycloadduct (14) from chalcone (13) and diene (12), which led to the formation of *endo* and *exo* diastereoisomers in a 2 : 1 ratio.⁵¹ Subsequently, 14 was used in the total synthesis of

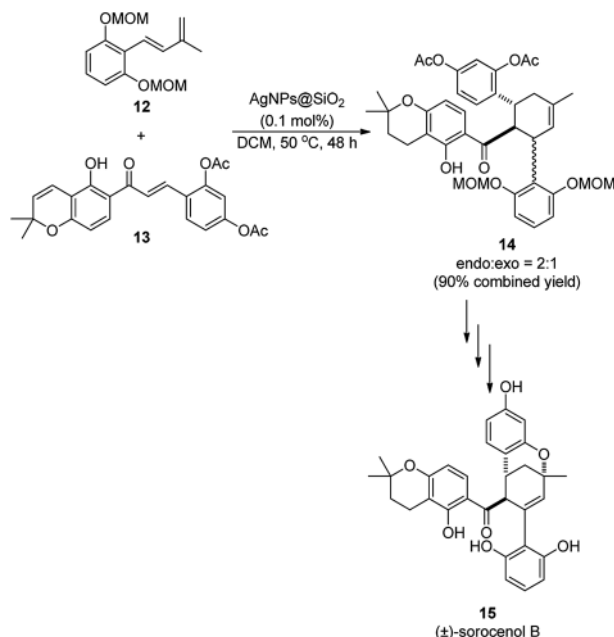


Scheme 3 Chemoselective “on-water” synthesis of pyrano[2,3-*c*:6,5-*c'*]dipyrazol-2-ones (11) catalyzed by AgNPs on GO composite.

(±)-sorocenol B (15), an anti-cancer natural product, through several synthetic steps. The required AgNPs were synthesized following their previously reported protocol⁵² *via* the reduction of silver tetrafluoroborate (AgBF₄) using tetrabutyl ammonium borohydride (Bu₄NBH₄) with silica gel in dichloromethane (DCM).

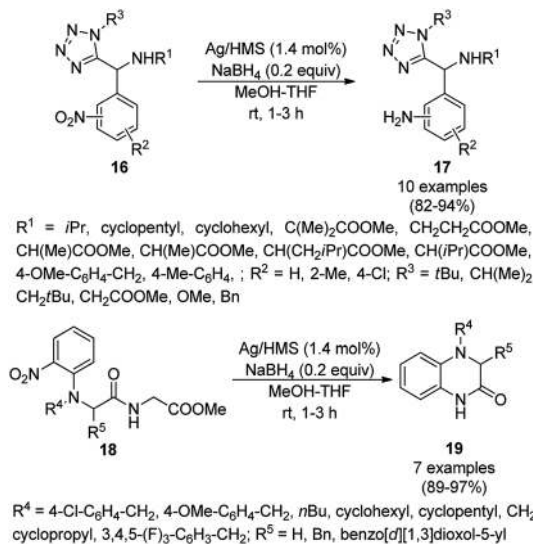
The AgNP-supported mesoporous silica (Ag/HMS)-catalyzed chemoselective reduction of tetrazoles containing nitroarenes (16) was reported by Lykakis *et al.* (Scheme 5) at a low catalytic loading with high functional group tolerance.⁵³ When the same protocol was extended to the Ugi–Smiles product (18), it resulted in cyclisation with the synthesis of 19 *via in situ* reduction–cyclization. The dihydroquinoxalones (19) were claimed to inhibit soluble epoxide hydrolase, having anti-hypertensive and anti-inflammatory activity.

Heravi *et al.* recently reported the catalytic use of bio-assisted AgNPs supported on an SBA-15/cyclodextrin nanosponge adduct (Scheme 6) for the synthesis of benzopyranopyrimidines

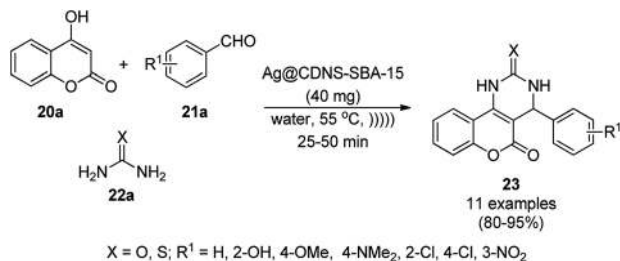


Scheme 4 AgNP-catalyzed synthesis of cycloadduct (14) for the total synthesis of natural product (15).





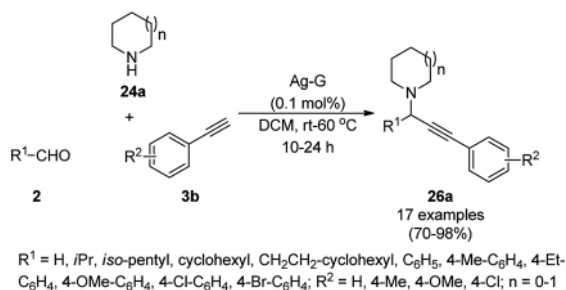
Scheme 5 AgNP-catalyzed chemoselective reduction of nitroarenes (16) and synthesis of 19.



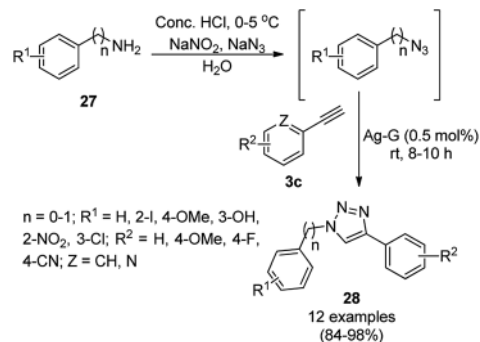
Scheme 6 Synthesis of benzopyranopyrimidines (23) reported by Heravi *et al.*

(23) from 4-hydroxycoumarins (20a), substituted benzaldehydes (21a), and urea or thiourea (22a) under ultrasonication.⁵⁴ The cyclodextrin sponge played the key role by bringing the reagents in closer proximity of the AgNPs for the catalysis. The catalyst was reused and recycled for up to four times without losing its catalytic activity.

Jana *et al.* synthesized silver-graphene nanocomposites from graphene oxide (GO), silica-coated AgNPs previously synthesized from [3-(2-aminoethylamino)propyl]trimethoxysilane (AEAPS), (3-mercaptopropyl)-trimethoxysilane (MPS) and silver acetate. The



Scheme 7 Silver-graphene nanocomposite-catalyzed synthesis of propargyl amines (26a).



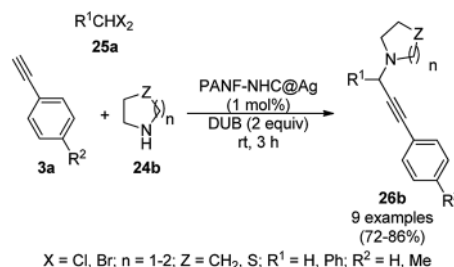
Scheme 8 Click reaction catalyzed by silver-graphene nanocomposites.

silver-graphene nanocomposite-catalyzed A³ coupling of aldehydes (2), alicyclic amines (24a) and alkynes (3b) for the synthesis of propargyl amines (26a) was achieved successfully in dichloromethane (Scheme 7).⁵⁵ A similar catalyst was also found to catalyze the synthesis of 1,2,3-triazoles *via* the click reaction of *in situ* generated azides from diazotization (Scheme 8) of anilines or arylalkyl amines (27), followed by cycloaddition with terminal alkynes (3c). The same catalyst was recycled for the synthesis of 26a and 28 for up to five consecutive runs without loss in its catalytic activity.

The N-heterocyclic carbene (NHC)-protected AgNPs supported on polyacrylonitrile fiber (PANF-NHC@Ag)-catalyzed three-component coupling of amines (24b), halomethanes (25a), and alkynes (3a) (AHA coupling, Scheme 9) was successfully carried out by Tian *et al.*⁵⁶ The catalyst was prepared *via* the amination of PANF with ethylenediamine followed by its complexation with previously prepared [N-benzyl-N'-(methoxycarbonyl methyl)imidazolin-2-ylidene]silver chloride and reduction with sodium borohydride to obtain active NPs. These AgNPs were recycled for up to ten cycles without appreciable loss in their catalytic potential. The same AgNP-catalyzed reaction was also checked for its applicability in flow chemistry. Compared to reported protocols for AHA coupling, the PANF-NHC@Ag-catalyzed protocol was claimed to be superior since it is operational at rt in shorter times with high reusability under solvent-free conditions in comparison with AuNPs,⁵⁷ CuCl,^{58,59} CuI,⁶⁰ nano In₂O₃,⁶¹ FeCl₃,⁶² CoBr₂,⁶³ AgOAc⁶⁴ and Au/CeO₂.⁶⁵

3.2 AuNP-catalyzed synthesis of heterocycles

Tetrahydro-4H-chromenes show a broad spectrum of biological activity such as K⁺ channel activator,⁶⁶ antimicrobial,⁶⁷ insulin



Scheme 9 AHA coupling catalyzed by NHC-protected AgNPs.

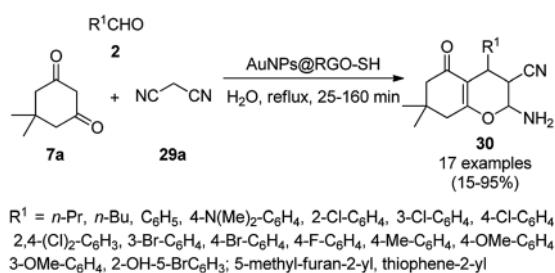


Review

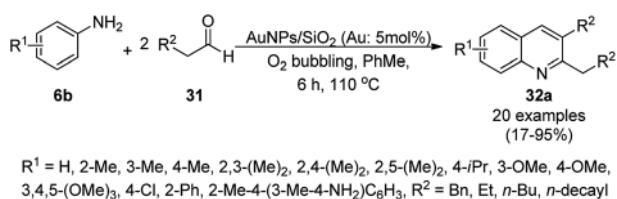
sensitizer,⁶⁸ and anticancer activities.⁶⁹ The green and effective synthesis of tetrahydro-4*H*-chromenes was reported by Naeimi *et al.* using gold NPs supported on thiol-functionalized reduced graphene oxide (AuNPs@RGO-SH) from substituted benzaldehyde (**2**), **7a** and malononitrile (**29a**) in aqueous medium under reflux (Scheme 10).⁷⁰ The self-developed catalysts were characterized using atomic force microscopy (AFM), field emission scanning electron microscopy (FE-SEM), FT-IR spectroscopy, thermal gravimetric analysis (TGA), and XRD. The catalytic potential of the catalysts was retained even after the sixth catalytic run, and it was found to yield 90% of 2-amino-4-(4-chlorophenyl)-7,7-dimethyl-5-oxo-3,4,5,6,7,8-hexahydro-2*H*-chromene-3-carbonitrile from the model substrates such as 4-chlorobenzaldehyde **7a** and **29a** after five catalytic reuses.

The synthesis of polysubstituted quinolines (**32a**) was reported by Che *et al.* via the cyclisation of substituted anilines (**6b**) with arylalkyl/alkyl aldehydes (**31**) using SiO₂-supported AuNPs under an oxygenated environment (Scheme 11).⁷¹ The synthesized AuNPs/SiO₂ were characterized via XRD, XPS, TEM, selected area electron diffraction (SAED) analysis, EDX, and ICP-MS. The same protocol using AuNPs/SiO₂ (5 mol%) as the catalyst and toluene as the solvent at 110 °C for 6 h under bubbling O₂ was further extrapolated for the synthesis of nitrogen-containing polyheterocyclic compounds from aryl or heteroaryl amine and 3-phenyl propanal, resulting in 17–95% yield. In the mechanistic pathway, the AuNPs/SiO₂ played the key role as Lewis acid catalysts and the AuNPs together with O₂ enabled the oxidative conversion of 1,2-dihydroquinoline to quinolines.

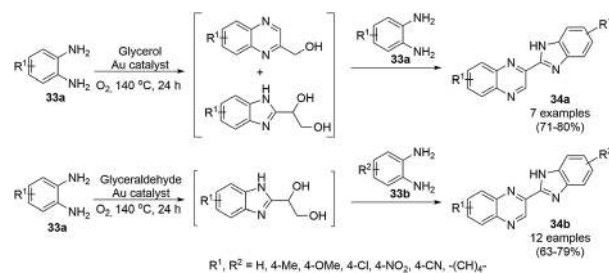
Climent *et al.* reported the one-pot synthesis of benzimidazolquinoxalines (**34a/b**) from *o*-phenylene diamine (**33a/b**) and glycerol/glyceraldehyde using gold NPs immobilized on nanoparticulate CeO₂ (Au/CeO₂) in a catalytic amount in the presence of air (Scheme 12).⁷² AuCl₄·3H₂O was treated with NaOH,



Scheme 10 Synthesis of tetrahydro-4*H*-chromenes (**30**) catalyzed by AuNPs@RGO-SH.⁷⁰



Scheme 11 Aerobic oxidative cyclocondensation of arylamines (**6b**) with arylalkyl aldehydes (**31**) in the presence of silica-supported AuNPs.

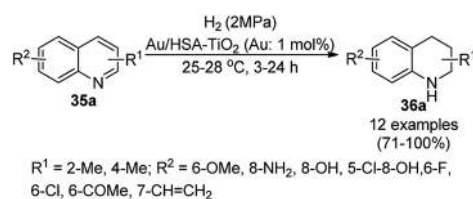


Scheme 12 AuNP-catalyzed one-pot synthesis of benzimidazolquinoxalines (**34a/b**) from *o*-phenylene diamine (**33**) and glycerol/glyceraldehyde.

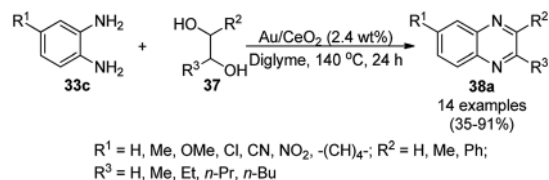
a colloidal solution of CeO₂ and water until the complete removal of chloride, which was confirmed by the AgNO₃ test. Further, it has been reduced by 1-phenylethanol at 160 °C for 2 h. Finally, the nanoparticulate size of the synthesized NPs was confirmed by high-angle annular dark-field scanning transmission electron microscopy (HAADF-STEM). These NPs were successfully recycled for the synthesis of **34a/b** via the oxidative coupling of glycerol with *o*-diaminobenzene with a slight loss in catalytic potential; however, the gold content in the recycled catalyst remained the same, which was confirmed by X-ray fluorescence.

The chemoselective and regiospecific reduction of substituted quinolines (**35a**) was reported by Ren *et al.* using AuNPs supported on high surface area TiO₂ (Au/HSA-TiO₂) at 25–28 °C (Scheme 13).⁷³ The prepared NPs were characterized via X-ray photoelectron spectroscopy (XPS), diffuse reflectance infrared Fourier transform spectroscopy (DRIFTS) and X-ray absorption near-edge structure (XANES). The same protocol was also found to be successful for the hydrogenation of nitrogen-containing heterocycles such as substituted quinolines, isoquinolines and other biologically significant heterocyclic compounds in excellent yields, as determined by GC. These self-developed reaction conditions were claimed by the authors to selectively reduce halogens, ketones, and olefins. The optimized protocol was reported to give a yield of 100% for the hydrogenation of 100 mmol of quinoline on a large scale.

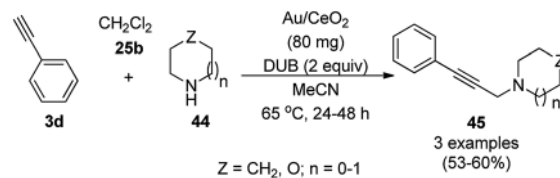
Iborra *et al.* reported the synthesis of quinoxalines (**38a**) from *o*-phenylene diamine (**33c**) and biomass-derived substituted glycols or vicinal diols (**37**) using AuNPs supported on CeO₂ as the catalyst and diglyme as the solvent at 140 °C under base-free conditions (Scheme 14).⁷⁴ The particle size of the synthesized NPs (3.5 nm) was revealed using high-angle annular dark-field scanning transmission electron microscopy (HAADF-STEM).



Scheme 13 Chemoselective hydrogenation of quinolines (**35a**) catalyzed by Au NPs.



Scheme 14 AuNP-catalyzed synthesis of quinoxalines (38a) from substituted *o*-phenylene diamine (33c) and glycols (37).



Scheme 16 AHA coupling catalyzed by AuNPs for the synthesis of propargylamines (45).

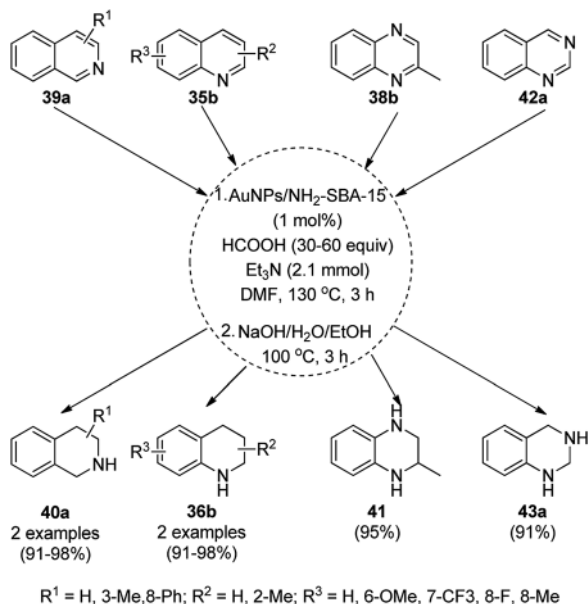
The reusability of the catalyst was studied for up to four catalytic cycles; however, the catalytic activity was found to be reduced after the fourth cycle, as confirmed using % conversion to final compound.

The hydrogenation of *N*-heterocyclic compounds such as isoquinolines (39a), quinolines (35b), quinoxalines (38b), and quinazoline (42a) was proven to be successful using AuNPs supported on 3-aminopropyl-functionalized silica (AuNPs/NH₂-SBA-15) as the catalyst in anhydrous DMF in formic acid (Scheme 15).⁷⁵ The scope of the reaction was also extended for the reduction of acridine, 1,10-phenanthroline, phenanthridine and benzo[*h*]quinoline. The authors also extended it for the reductive formylation of the above heterocycles using an excess amount of formic acid and deuteration of 2-methyl quinolines using deuterated formic acid and DMF-*d*₇. The authors speculated and proved that the reaction proceeded *via* protonation using formic acid, which underwent 1,2-addition followed by disproportionation to yield the hydrogenated product.

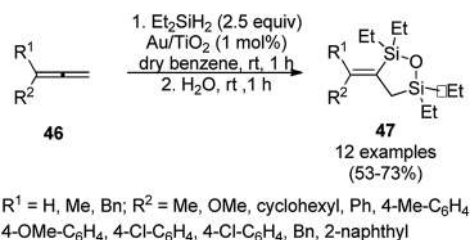
AuNP-supported ceria-catalyzed AHA coupling was reported for the synthesis of propargylamines (45) *via* the three-component coupling reaction of phenyl acetylene (3d), dichloromethane (25b), and alicyclic amines (44, Scheme 16).⁶⁵ However, a limited number of examples was screened for AHA

coupling, where the catalyst was recycled only three times with a poor-moderate yield of 30–53%. Herein, from a mechanistic point of view, DCM reacts with amine to form a Mannich base, which *via* the elimination of HCl, forms chloromethanamine. The latter reacts with phenylacetylene adsorbed on the surface of the catalyst to give propargylamines. As evident from the literature reports, the mechanism for AuNP-catalyzed AHA coupling is completely different from that of AgNPs (Scheme 9),⁵⁶ where DCM first reacts with amine to form an iminium ion, which then interacts with the metal-phenyl acetylide complex to form propargylamines.

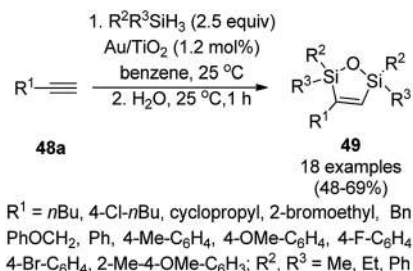
The AuNP-supported TiO₂ (Au/TiO₂)-catalyzed regioselective dehydrogenative 1,2-desilylation through the one-pot synthesis of novel 3-alkylidene 1,2,5-oxadisilolanes (47) from allenes (46) and diethyl dihydrosilane was reported (Scheme 17).⁷⁶ Further, Stratakis *et al.* reported its use in C–C bond forming Hiyama-type reactions for the synthesis of aryl olefins. Further, they also reported the catalytic assistance of Au/TiO₂ for the *cis*-1,2-dehydrogenative silylation of alkynes for the synthesis of 2,5-dihydro-1,2,5-oxadisiloles (49) (Scheme 18)⁷⁷ from alkynes (48a) and dihydrosilanes in benzene at 25 °C followed by hydrolysis using water in a one-pot synthesis.



Scheme 15 Hydrogenation of *N*-heterocyclic compounds (39a/35b/38b/42a) catalyzed by AuNPs supported on amino-functionalized silica.

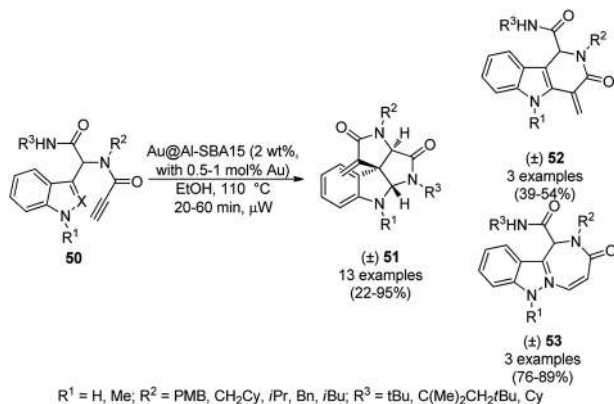


Scheme 17 Synthesis of 3-alkylidene-1,2,5-oxadisilolanes (47) reported by Stratakis *et al.*



Scheme 18 Au/TiO₂-catalyzed synthesis of 2,5-dihydro-1,2,5-oxadisiloles (49) from alkynes (48a) and dihydrosilanes.

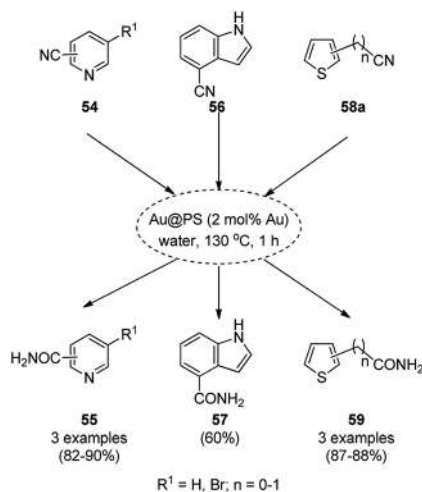




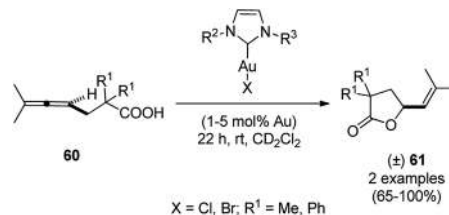
Scheme 19 AuNP-catalyzed post-Ugi cycloisomerization of terminal alkynes (50).

Heterogeneous AuNP-immobilized Al-SBA15-catalyzed post-Ugi cycloisomerization for the synthesis of spiroindolines (50) and six and seven membered heterocycles (51 and 52) was achieved successfully by Eycken *et al.* from Ugi products having external alkynes without using ligands (Scheme 19).⁷⁸ The NPs were obtained by ball milling Al-SBA15, which was previously synthesized from aluminium isopropoxide and tetraethyl orthosilicate, with AuNPs, and finally characterized *via* XRD, XPS, TEM, BET and ICP-AES. The same protocol for cycloisomerization was also investigated for internal alkynes. The catalyst was recycled for up to twelve times without loss of their catalytic potential and leaching of Au into the reaction mixture.

AuNPs supported on polystyrene (Au@PS) were reported for the catalysis of base- and ligand-free hydration of heterocyclic cyanides (54/56/58a) to amides (55/57/59) in moderate to good yields at 130 °C (Scheme 20).⁷⁹ The AuNPs were synthesized *via* a reduction-deposition approach from HAuCl₄·3H₂O and polystyrene resin followed by ion exchange with borohydride (BH₄⁻) to obtain purple-colored Au@PS NPs. The fully characterized catalyst was reused and recycled for up to 8 times.



Scheme 20 Catalytic hydration of cyanides (55/57/59) mediated under microwaves by Au@PS NPs.



Scheme 21 AuNP-catalyzed lactonization of allene-carboxylic acids (60).

Together with heterocyclic cyanides, the hydration of cyanoarenes was also achieved successfully with the AuNPs.

For the first time, dendrimer-encapsulated NHC ligated AuNPs supported on silica were reported for the lactonization of allene-carboxylic acids (60) by Somorjai *et al.* (Scheme 21).⁸⁰ They screened the following reaction with more than ten of these catalysts to study the effect of AuNPs on the lactonization of 60. The catalyst was recycled for up to four runs without loss of its catalytic stability.

3.3 CuNP-catalyzed synthesis of heterocycles

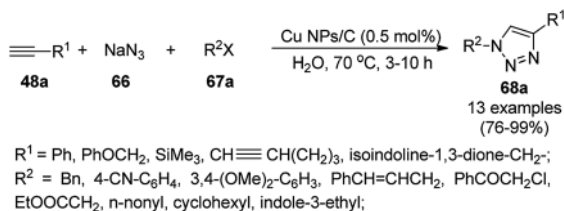
A variety of synthetic transformations for the construction of organic compounds utilizing CuNPs was reviewed and summarized by Santra *et al.*,⁸¹ Wang *et al.*⁸² and by Das.⁸³ In comparison with other transition metals, as the least toxic, CuNPs have the advantage of green nanocatalysts. The one-pot multicomponent and green synthesis of pyrazolopyranopyrimidine-5,7-diones (65) from barbituric acid (62a), substituted aromatic aldehydes (21a), ethyl acetoacetate (63a) and hydrazine hydrate (64a) was reported using Cu-immobilized mesoporous silica nanoparticles [Cu²⁺@MSNs⁻(CO₂⁻)₂] with a low catalytic loading (1.3 mol%) in aqueous conditions at rt (Scheme 22).⁸⁴ The synthesized catalyst was well characterized *via* XRD, SEM, TEM, energy dispersive X-ray (EDX), thermal analysis (TGA-DTA) and FT-IR studies. The catalyst was recycled several times without obvious loss in its catalytic activity.

Alonso *et al.* reported the synthesis of 1,2,3-triazoles (68a) from alkyl halide (66), sodium azide (67a) and substituted alkynes/acetylenes (48a) *via* multi-component Huisgen 1,3-dipolar cycloaddition (Scheme 23) at 70 °C in water using copper nanoparticles (CuNPs) on activated charcoal (0.5 mol%).⁸⁵ For this model reaction, a variety of catalysts

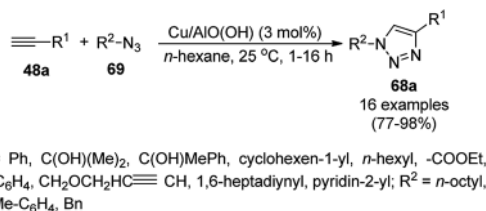


Scheme 22 Cu²⁺@MSNs⁻(CO₂)₂-catalyzed synthesis of pyrazolopyranopyrimidine-5,7-diones (65).





Scheme 23 Synthesis of substituted triazoles (68a) using CuNPs.

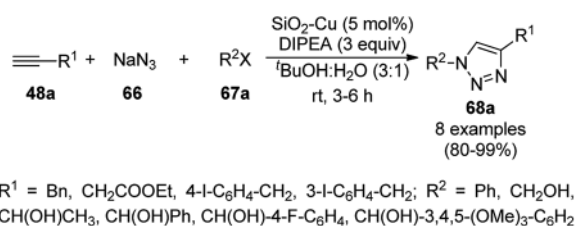


Scheme 25 Synthesis of 1,4-disubstituted triazoles (68a) from alkyne (48a) and azide (69) catalyzed by CuNPs.

supports was tested, but activated carbon was chosen as the efficient support because of the shorter reaction time to produce triazoles. The nanoparticles on activated charcoal were characterized *via* ICP-MS, TEM, EDX, XPS, and selected-area electron-diffraction pattern (SAED). The versatility of copper catalysts through click chemistry was successfully demonstrated using azide precursors such as diazonium salt, aniline and epoxide.

Following a similar approach, Coelho *et al.* reported the synthesis of **68a** *via* the Huisgen 1,3-dipolar cycloaddition of **48a**, **66**, and **67a** catalyzed by sol-gel-entrapped copper in a silica matrix using di-isopropyl ethyl amine (DIPEA) in *tert*-butanol : water (3 : 1) at rt for 3–6 h (Scheme 24).⁸⁶ These NPs were synthesized *via* a one-pot method involving a sol-gel process by immobilization of up to 9.4 wt% copper using copper iodide within a silica matrix, and they were characterized using SEM, TEM, EDS, and EPR. The hot filtration test revealed that leaching of the CuNPs occurred during the reaction, which could not proceed without the assistance of the catalyst. The insoluble heterogeneous CuNPs were involved in the catalytic cycle of Huisgen 1,3-dipolar cycloaddition, as confirmed by the three-phase test.

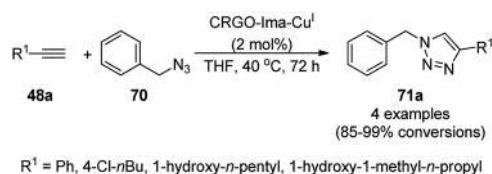
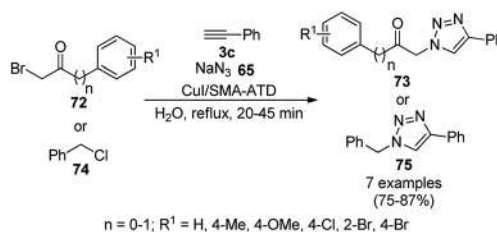
Park *et al.* reported the Huisgen [3 + 2] cycloaddition of terminal alkynes (**48a**) and substituted azides (**69**) without additives catalyzed by CuNPs in aluminum oxyhydroxide nanofibers using *n*-hexane as the solvent at rt (Scheme 25).⁸⁷ The NCs were prepared from copper chloride ($\text{CuCl}_2 \cdot 2\text{H}_2\text{O}$), Pluronic P123 as the stabilizer, and aluminum tri-*sec*-butoxide $\text{Al}(\text{sec-OBu})_3$, which were characterized *via* TEM, XPS, ICP, and nitrogen isotherms. The recycling of the nanocatalysts for the [3 + 2] cycloaddition was studied for up to five catalytic cycles with only 10% decay in catalytic potential, as studied using the model reaction of phenylacetylene and *n*-octyl azide in *n*-hexane for 12 h. ICP analysis confirmed that there was no significant

Scheme 24 Synthesis of *N*-substituted triazoles (68a) catalyzed by CuNPs entrapped in a silica matrix.

leaching of Cu from the NPs in the reaction mixture during the reaction.

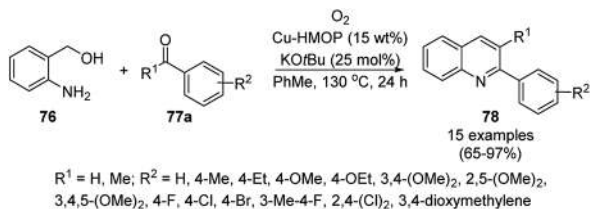
Cu(I) NPs supported on chemically reduced graphene oxide (CRGO-Ima-Cu^I) were synthesized *via* sequential chlorination, azidation, and click reaction using 1-propyl-3-methylimidazolium bromide followed by loading of copper using tetrakis(acetonitrile)copper(I) hexafluorophosphate (Scheme 26).⁸⁸ CRGO-Ima-Cu^I was further successfully employed in the Huisgen [3 + 2] cycloaddition of **48a** with benzyl azides (**70**) for the synthesis of triazoles (**71a**) in 98–99% conversion. The catalyst was recycled for up to ten reuses with a good catalytic performance.

Heravi *et al.* reported the synthesis of triazoles (**73/75**) catalyzed by copper iodide (CuI) NPs immobilized on modified polystyrene-*co*-maleic anhydride (SMA, Scheme 27).⁸⁹ SMA was modified by treatment with 4-amino-2-methyl-10*H*-thienu[2,3-][1,5]-benzodiazepine (ATD) hydrochloride, followed by the catalytic loading of copper using CuI. These CuNPs (CuI/SMI-ATD) were fully characterized *via* FT-IR, ¹H NMR, SEM, TEM, EDAX and ICP-AES analysis. In the click reaction, from a mechanistic point of view, CuNPs take part *via* the formation of copper acetylide and preventing the conversion of Cu(I) into Cu(II). The NPs were recycled for up to five times without loss in their catalytic activity. The stability of the complex formed with

Scheme 26 Synthesis of triazoles (71a) catalyzed by CRGO-Ima-Cu^I NPs.

Scheme 27 Click reaction for the synthesis of triazoles (73/75) catalyzed by CuNPs.



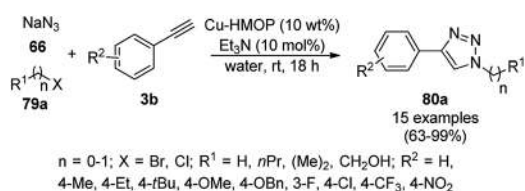


Scheme 28 Friedländer synthesis of quinolines (**78**) catalyzed by Cu-HMOP.

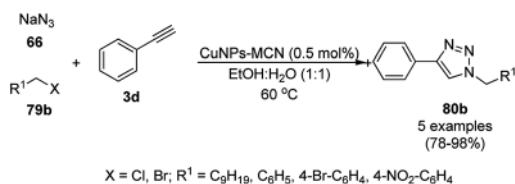
the NPs was studied at the M06/6-31G* level to reveal the immobilization of the CuNPs on the nitrogen site of the polymer-supported catalysts.

Copper-loaded hierarchical mesoporous organic polymer (HMOP) NC-catalyzed Friedländer annulation for the synthesis of quinolines (**78**) was achieved from 2-amino benzyl alcohols (**76**) and aryl ketones (**77a**) under aerobic conditions (Scheme 28).⁹⁰ Further, the same catalyst was used for the synthesis of 3-substituted 4-phenyl-1*H*-1,2,3-triazoles (**80a**) via the [3 + 2] cycloaddition of sodium azide (**66**) with substituted phenyl acetylene (**3b**), followed by nucleophilic substitution with alkyl halides (**79a**, Scheme 29). This protocol was also extended for the aerobic dehydrogenation of acyclic amines, 2,3-dihydroindoles and 1,2,3,4-tetrahydroquinolines. The catalyst was separated by centrifugation and recycled for five successive runs. The present protocol offers many advantages such as low catalytic loading, environmentally friendly nature, and use of a green solvent.

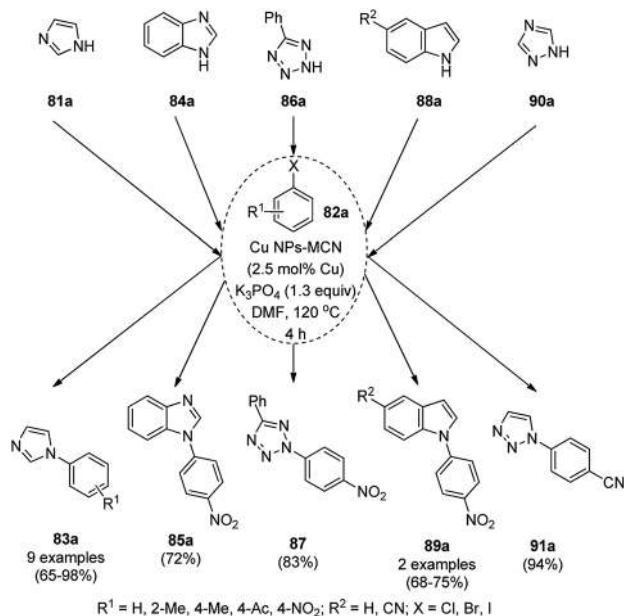
Dabiri *et al.* reported the catalytic use of CuNPs supported on mesoporous carbon nitride (CuNPs-MCN) for the synthesis of 1,2,3-triazoles (**80b**) via the Huisgen 1,3-dipolar cycloaddition of sodium azide (**66**), alkyl halide (**79b**) and alkyne (**3b**) in 78–98% yield (Scheme 30).⁹¹ They also used the same catalyst for the *N*-arylation of NH-heterocycles such as imidazole (**81a**), benzimidazole (**84a**), 3-phenyl-1,2,4,5-tetrazole (**86a**), and 5-



Scheme 29 Click reaction for the synthesis of triazoles (**80a**) catalyzed by Cu-HMOP.

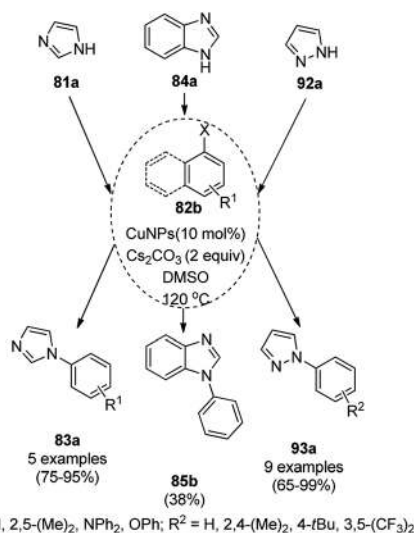


Scheme 30 CuNP-catalyzed 1,3-dipolar cycloaddition for the synthesis of triazoles (**80b**).

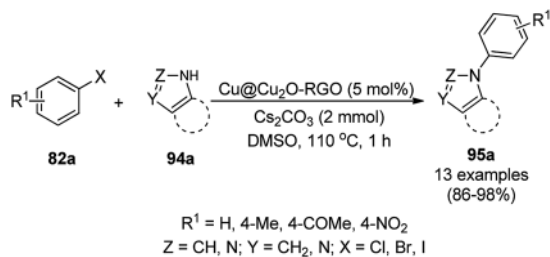


Scheme 31 *N*-Arylation of *N*-H heterocycles reported by Dabiri *et al.*

substituted indole (**88a**), and 1,2,4-triazole (**90a**, Scheme 31) via their reaction with substituted halobenzenes (**82a**) in DMF at 120 °C. The NPs were prepared via the treatment of MCN with copper(III) nitrate ($\text{Cu}(\text{NO}_3)_2 \cdot 3\text{H}_2\text{O}$) following the addition of a reducing agent such as ascorbic acid. The excellent yields (96–98%) of **80b** ($R^1 = \text{Ph}$) synthesized via the 1,3-dipolar cycloaddition of **66**, **3d** and benzyl bromide during eight reuses demonstrated the stability of the CuNPs, which was also confirmed by Dabiri *et al.* via TEM of the CuNPs obtained at the end of the eighth run. The present protocol was found to give high yields in a short time compared to other reported protocols.^{92–95}



Scheme 32 CuNP-catalyzed *N*-arylation of imidazoles (**81a**), benzimidazole (**84a**) and pyrazole (**92a**).

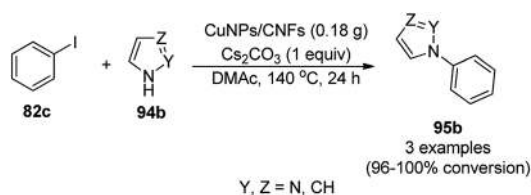


Scheme 33 *N*-Arylation of imidazoles/triazoles/benzimidazoles (**82a**) catalyzed by CuNPs.

Yuan *et al.* reported the synthesis of *N*-arylated imidazoles/pyrazoles/benzimidazole (**83a/85b/93a**) from 5 or 6-5 membered *N*-containing heterocyclic compounds (**81a/84a/92a**) and aryl halides (**82b**) using copper nanoparticles in a catalytic amount (10 mol%) in DMSO at 120 °C using cesium carbonate as the base (Scheme 32).⁹⁶ Nitrogen-rich copolymeric micro-sheets synthesized from melamine and cyanuric hydrochloride were treated with copper(II) acetate and hydrazine hydrate to prepare the CuNPs. These NPs were further characterized *via* XPS, TEM, XRD and ICP-AES. The recyclability of the NCs was studied for up to five catalytic cycles; however, the catalyst gave a reduced yield of *N*-arylated imidazole of less than 50% after the fifth catalytic run.

Similarly, Bazgir *et al.* reported the synthesis of *N*-arylated *N*-containing heterocycles (**95a**) using core-shell Cu@Cu₂O NPs on reduced graphene oxide under aerobic conditions in a catalytic amount (5 mol%) using cesium carbonate as the base and DMSO as the solvent at 110 °C in 1 h (Scheme 33).⁹⁷ The required CuNPs were synthesized *via* the reduction of reduced graphene oxide using *L*-ascorbic acid as the reducing agent followed by the catalytic loading of copper using copper sulfate (CuSO₄) to obtain an actual catalytic loading of 26.2%, as confirmed by AAS. Further, the CuNPs were characterized *via* FT-IR and Raman spectroscopy, XRD, XPS, TEM, and EDX. Aryl iodides were found to yield more final product in comparison with aryl bromides and chlorides. Bazgir *et al.* claimed the efficient recyclability of the CuNPs, as evident from the 75% yield of the final product and 1.3% leaching of Cu at the end of the fifth catalytic run. The developed protocol was claimed to be simpler, less time-consuming and high yielding compared to reported works^{92,98–100} on the *N*-arylation of *N*-H heterocycles with aryl bromides catalyzed by heterogeneous copper catalysts.

Li *et al.* reported the easier, quicker and ligand-free synthesis of *N*-arylated azoles (**95b**) such as imidazole, pyrazole and

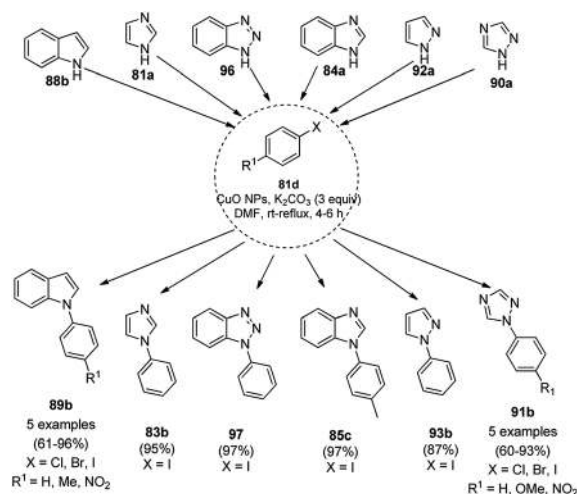


Scheme 34 *N*-Arylation of *N*-containing heterocycles (**94b**) catalyzed by CuNPs.

pyrrole (**94b**) *via* Ullmann-type coupling using CuNPs supported on carbon nanofibers (CuNPs/CNF) using Cs₂CO₃ as the base and dimethylacetamide (DMAc) as the solvent at 140 °C for 24 h (Scheme 34).¹⁰¹ A similar protocol was also explored in detail for the *O*-arylation of iodobenzene with substituted phenols in moderate to excellent conversions. CuNPs/CNF was prepared *via* the reduction of copper nitrate followed by its treatment with carbon nanofibers processed at high temperature calcination and characterized using FESEM, XPS, and XRD. The recyclability of the catalyst was studied for five cycles, yielding 64% conversion to phenoxybenzene from iodobenzene (**82c**) and phenol.

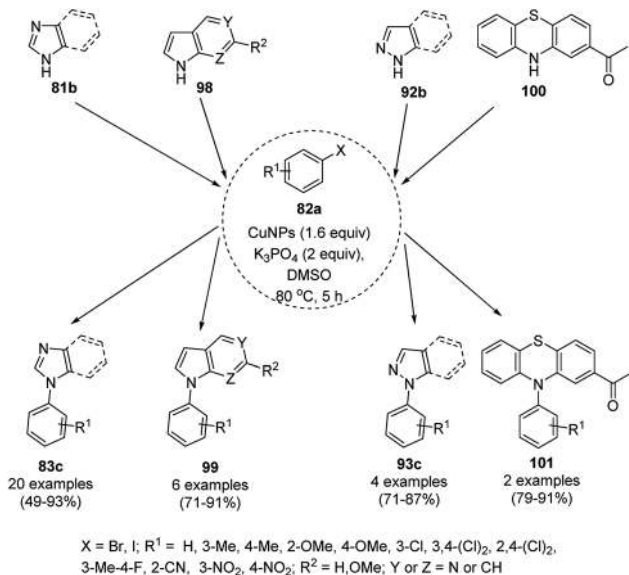
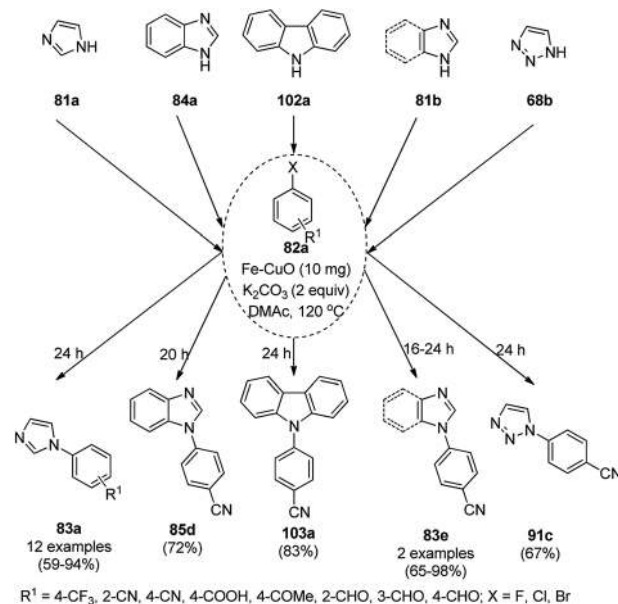
Nasrollahzadeh *et al.* reported the ligand-free *N*-arylation of azoles such as indoles (**88b**), imidazoles (**81a**), benzotriazole (**96**), benzimidazole (**84a**), pyrazole (**92a**), and 1,2,4-triazoles (**90a**) with haloarenes (**82d**) using CuO NPs as the catalyst, potassium carbonate as the base, and DMF as the solvent at rt to reflux conditions in moderate to excellent yields (Scheme 35).¹⁰² The green synthesis of CuO NPs was achieved *via* the treatment of the leaf extract of *Tamarix gallica* (family: Tamaricaceae), which contains several polyphenols as anti-oxidants, having reducing and anti-capping ability with an aqueous solution of CuCl₂ at 70 °C. The structural integrity of the synthesized CuO NPs was confirmed *via* TEM, UV-Vis, FT-IR and powder XRD. The present protocol developed by Nasrollahzadeh *et al.*¹⁰² was tested for recycling of the catalyst with the reaction of iodobenzene and **90a**, where the catalyst was recycled for up to five catalytic runs with only 4% of product loss in comparison with the first cycle.

The *N*-arylation of heterocyclic compounds such as imidazoles/benzimidazoles (**81b**), indoles/azaindoles (**98**), pyrazoles/benzopyrazoles (**92b**) and phenothiazine (**100**) catalyzed by CuNPs as NCs with aryl bromides/iodides using potassium phosphate as the base and DMSO as the solvent at 80 °C in 49–93% yield was reported by Chattopadhyay *et al.* (Scheme 36).¹⁰³ The reaction selectively proceeded with aryl iodides in a competitive manner with the chlorides/fluorides



Scheme 35 *N*-Arylation of azoles with haloarenes (**81d**) catalyzed by CuO NPs.

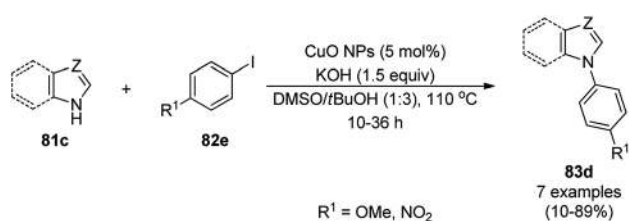
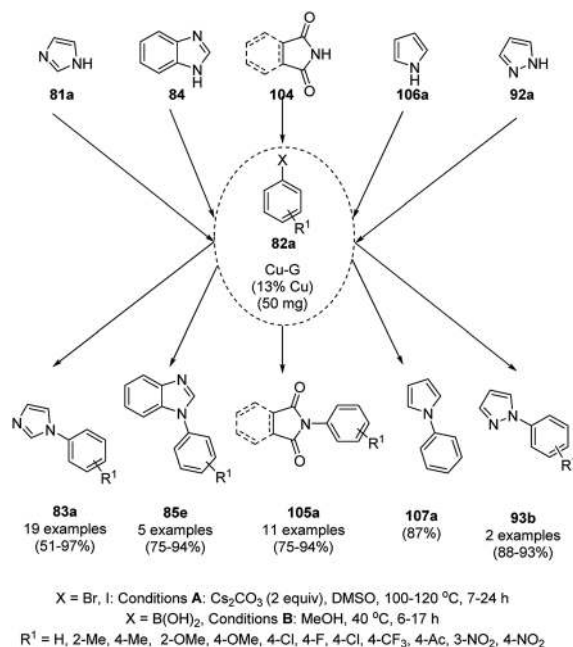


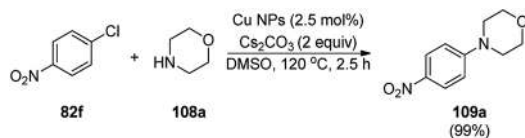
Scheme 36 *N*-Arylation of *N*-containing heterocycles reported by Chattopadhyay *et al.*Scheme 38 *N*-Arylation of heterocycles catalyzed by CuNPs.

present in the aryl halides. The optimized protocol was shown to have a wide substrate scope for azoles and azines.

CuO NPs catalyzed the ligand-free C–N cross-coupling reactions of imidazoles, benzimidazoles, indoles (**81c**) with aryl iodides (**82e**) (Scheme 37) for the synthesis of *N*-arylated azoles (**83d**).¹⁰⁴ The same protocol was also extended for the C–N, C–O and C–S cross-coupling reactions of amides, phenols and thiophenols with iodobenzenes. The reusability of the NCs was studied for the C–O cross-coupling reactions of phenol and iodobenzene for up to three cycles with yields of diphenyl ether of 95–97%.

The lepidocrocite ($\gamma\text{-FeOOH}$)-supported CuO NP (Fe–CuO)-catalyzed *N*-arylation of imidazoles (**81a**), benzimidazoles (**84a**), carbazoles (**102a**), pyrrole or indole (**81a**) and 1,2,3-triazoles (**68b**) was successfully achieved (Scheme 38) in dimethyl acetamide by Dhanuskodi *et al.*¹⁰⁵ The magnetically retrievable NPs were prepared *via* the adsorption of Cu^{2+} from $\text{CuSO}_4 \cdot 5\text{H}_2\text{O}$ on previously synthesized lepidocrocite¹⁰⁶ in alkaline solution. The catalyst was separated under an external magnetic field and recycled up to six times without loss in its catalytic activity. The higher yields observed with Fe–CuO with a particle size of 7 nm compared to that of 33 nm revealed that the larger number of active sites available with a higher surface area catalyze the *N*-arylation significantly.

Scheme 37 CuO NP-catalyzed C–N coupling of imidazoles, benzimidazoles, indoles (**81c**) with aryl iodides.Scheme 39 *N*-Arylation of heterocycles catalyzed by CuNPs.

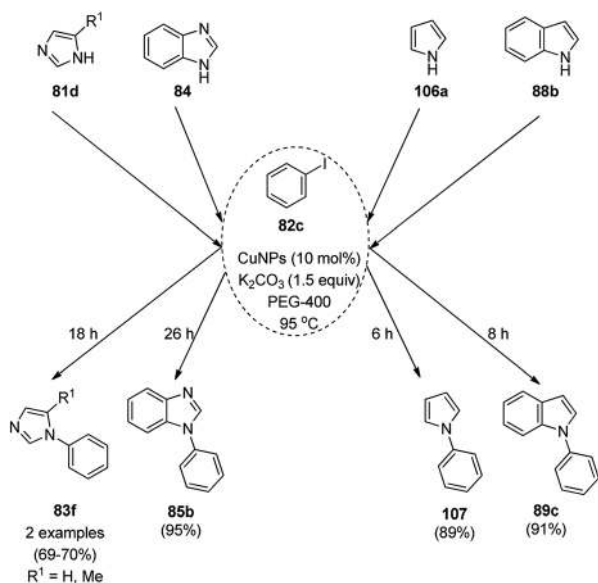


Scheme 40 CuNPs catalyzed C–N coupling of *p*-chloro nitrobenzene (**82f**) with morpholine (**108a**).

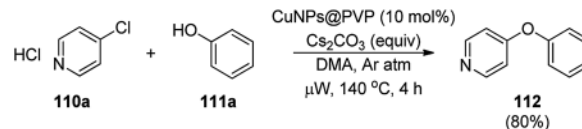
performance. The present protocol was claimed to be high yielding compared to the reported protocols for the *N*-arylation of imidazole with iodobenzene such as copper-exchanged fluorapatite (CUFAP),¹⁰⁸ Cu₂O,¹⁰⁹ and nano-CuO,¹¹⁰ and that of imidazole with phenyl boronic acids using copper-exchanged fluorapatite (Cu-FAP)¹¹¹ and poly aniline-supported CuI (PANI-Cu).¹¹²

Cuboctahedral-shaped CuNPs were prepared *via* the reduction of Cu²⁺ from copper sulphate (CuSO₄) with sodium hydroxide, hydrazine hydrate as the reducing agent (Scheme 40) and poly(acrylic acid) (PAA) as the capping agent.¹¹³ The prepared NPs were used for the C–N coupling of *p*-chloro nitrobenzene (**82f**) with morpholine (**108a**) to C–N coupled product (**109a**). The same NPs were also used to catalyze the Mannich reaction among acetophenone, benzaldehyde and aniline.

Kidwai *et al.* have reported C–N coupling of N–H heterocycles such as imidazoles (**81d**), benzimidazole (**84a**), pyrrole (**106a**) and indole (**88b**) with iodobenzene (**82c**, Scheme 41) in polyethylene glycol (PEG-400).¹¹⁴ CuNPs have been prepared by the treatment of micellar solution of CuSO₄ and N₂H₂. It has been also found successful for the *N*-arylation of substituted anilines with haloarenes in moderate to excellent yields. Size screening of CuNPs for the synthesis of *N*-aryl aniline revealed that diminishing the particle of CUNPs increased the yields of *N*-arylated anilines.



Scheme 41 CuNP-catalyzed *N*-arylation of N–H heterocycles.

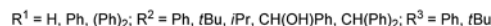
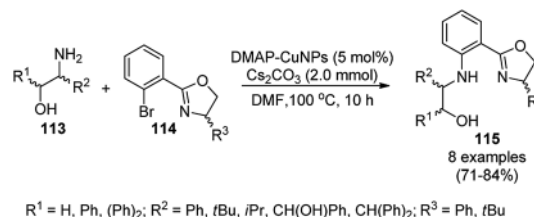


Scheme 42 CuNP-catalyzed Ullmann coupling for the synthesis 4-pyridyl phenyl ether (**112**).

CuNPs protected by polyvinyl pyrrolidone (CuNPs@PVP) catalyzed Ullmann ether synthesis of 4-phenoxy pyridine (**112**) from 4-chloropyridine hydrochloride (**110a**) and inactivated phenol (**111a**) was reported by Wheatley *et al.* (Scheme 42).¹¹⁵ The CuNPs were prepared from copper(II) acetate and poly(*N*-vinylpyrrolidone) and characterized *via* HRTEM, EDS, and PXRD. The higher yields achieved by microwave heating were attributed to the rapid energy consumption in one minute and uniform volumetric heating compared to conventional heating.

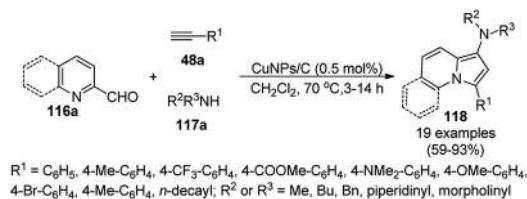
Yuan *et al.* reported the C–N bond formation using β -aminoalcohols (**113**) and aryl bromides (**114**) containing an oxazole ring catalyzed by 4-dimethylaminopyridine (DMAP)-stabilized copper nanoparticles (DMAP-CuNPs) in the presence of cesium carbonate as the base and DMF as the solvent at 100 °C for 10 h (Scheme 43).¹¹⁶ The NPs were synthesized *via* the controlled decomposition of DMAP-Cu(acac)₂-carbohydrazide complex (acac: acetylacetonate) in water-free ethanol and characterized *via* TEM and XPS. The DMAP-CuNPs catalyzed the reaction in a homogenous medium in DMF and could be recovered by making them insoluble *via* the addition of diethyl ether or toluene. The CuNP-catalyzed Ullmann coupling was found to be significant with aryl bromides and iodides rather than chlorides and fluorides. The recyclability of the DMAP-CuNPs was studied in the reaction between imidazole and phenyl bromide to form *N*-phenyl imidazole, where they maintained their catalytic activity. This protocol was also extended for the *N*-arylation of imidazoles/pyrazoles/benzimidazoles/trifluoroacetamides with aryl bromides having substituted oxazole in good to excellent yields.

Alonso *et al.* reported the multicomponent synthesis of indolizines (**118**) from pyridine-2-carbaldehyde (**116a**), acetylenes (**48a**) and amine (**117a**) catalyzed by CuNPs supported on activated charcoal (0.5 mol%) using dichloromethane as the solvent at 70 °C (Scheme 44).¹¹⁷ The developed catalyst was also found to be successful for the synthesis of heterocyclic chalcone (**119**) from pyridine-2-carbaldehyde (**116a**) and phenyl acetylene derivatives (**3e**) in the presence of piperidine under neat



Scheme 43 Ullmann coupling of β -aminoalcohols (**113**) with aryl bromides (**114**) catalyzed by DMAP-CuNPs.



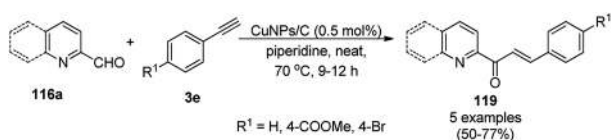


Scheme 44 CuNP-supported activated charcoal-catalyzed synthesis of indolizines (118d).

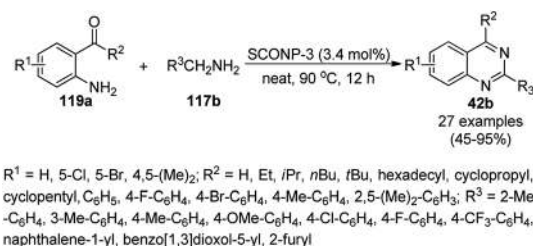
conditions (Scheme 45). The CuNPs were prepared from copper(II) chloride, lithium metal, and 4,4'-di-*tert*-butylbiphenyl in THF at rt following a reported procedure.⁸⁵

Wang *et al.* reported the synthesis of 2,4-disubstituted quinazolines (42b) from 2-aminobenzoketones (119a) and aryl or heteroaryl alkyl amine (117b) at 90 °C under solvent-free conditions using copper oxide nanoparticles supported on kaolin (SCONP-3) as a heterogeneous catalyst in moderate to excellent yields (Scheme 46).¹¹⁸ SCONP-3 was prepared from Cu(NO₃)₂·3H₂O and kaolin followed by its treatment with aqueous Na₂CO₃ and calcination at 350 °C. The recycling of the catalyst was demonstrated by Wang *et al.* for up to four catalytic cycles with 67% yield from the model reaction of 2-aminobenzophenone with benzylamine. Mechanistically, CuO NPs bring the coupling reagents close to each other and facilitate the cyclization *via* the coordination with the formed iminic bond.

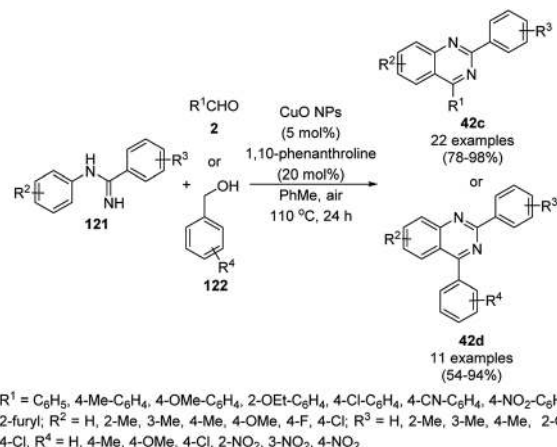
Zhang *et al.* also reported the synthesis of quinazolines (41c/d) catalyzed by CuO NPs *via* the oxidative coupling of substituted amidines (121) and substituted benzaldehydes (122) or benzyl alcohols (122) using 1,10-phenanthroline as the ligand and toluene as the solvent at 110 °C (Scheme 47).¹¹⁹ The developed protocol exhibited a wide scope with a variety of the substituents including electron-donating and withdrawing groups for the synthesis of quinazolines. The reaction with aryl aldehydes proceeded successfully for the synthesis of



Scheme 45 CuNP-supported activated charcoal-catalyzed synthesis of heterocyclic chalcones (119).



Scheme 46 Synthesis of 2,4-disubstituted quinazolines (42b) from 2-aminobenzoketones (119a) and aryl or heteroaryl alkyl amine (117b).

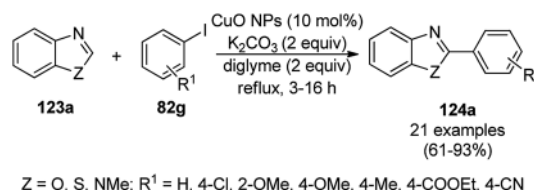


Scheme 47 CuO NP-catalyzed synthesis of quinazolines (41c/d).

quinazolines, but did not occur with aliphatic aldehydes. The slight leaching of 2.7 ppm of Cu was observed using the model reaction between benzaldehyde and *N*-(4-chlorophenyl)benzimidamide, as confirmed by AAS. The XRD and TEM images of the NPs revealed that the catalyst maintained its integrity and morphology after three consecutive reuses, which allowed it to be employed for the next catalytic run without loss in catalytic activity.

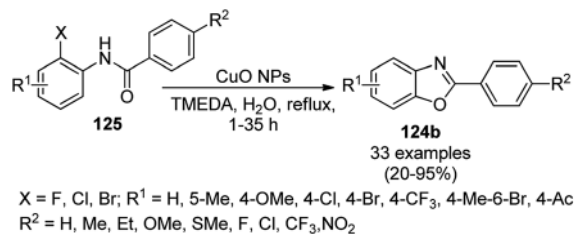
Zhang *et al.* reported the synthesis of 2-phenyl benzazoles (124a) *via* the direct arylation of N-containing heterocycles from benzazoles (123a) and aryl iodides (82g) catalyzed by ligand-free CuO nanopindles using diglyme as the solvent and K₂CO₃ as a mild inorganic base under reflux in an argon environment (Scheme 48).¹²⁰ The prepared CuO NPs were characterized *via* XRD and FE-SEM. The recyclability of the catalyst was studied using benzoxazole and iodobenzene as a model reaction for up to three catalytic runs, where the catalyst retained its morphology, as evident from the XRD and EDS spectra of the recycled NPs.

Patel *et al.* reported the green synthesis of 2-aryl benzoxazoles (124b) from *o*-halo benzanilides (125) using commercially available copper oxide (CuO) NPs in the presence of the organic base *N,N,N',N'*-tetramethylethylenediamine (TMEDA) using water as the ultimate green solvent at 100 °C in 20-95% yield (Scheme 49).¹²¹ However, when 2-haloanilides (125) were treated with CuO NPs in the presence of an inorganic base such as caesium carbonate (CS₂CO₃), *o*-hydroxy phenylbenzamides were obtained as the major product. The recyclability of the catalyst was studied for up to five catalytic cycles without



Scheme 48 Synthesis of 2-phenylbenzazoles (124a) from benzazoles (123a) and aryl iodides (82g) catalyzed by CuO NPs.



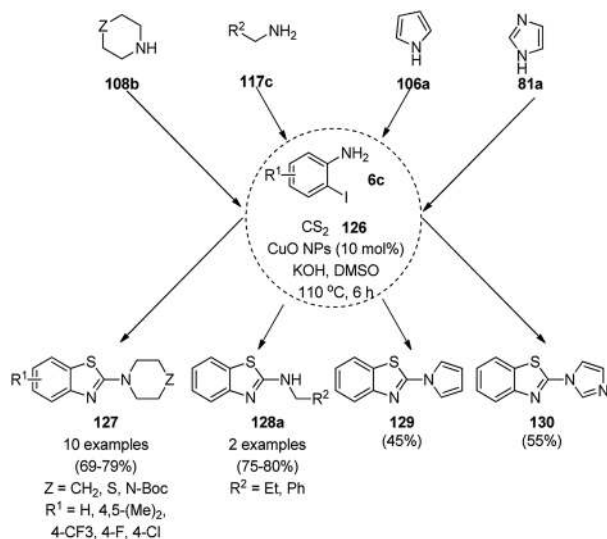


Scheme 49 Synthesis of 2-arylbenzoxazoles (**124b**) from *o*-halobenzanilides (**125**) catalyzed by CuO NPs.

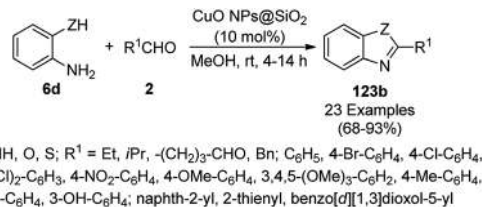
appreciable loss in its catalytic activity. However, a prolonged reaction time was required after the third and fifth catalytic cycles since agglomeration of the catalyst was observed.

Nageswar *et al.* reported the synthesis of 2-aminobenzothiazoles (**127/128a/129/130**) under ligand-free conditions from substituted *o*-iodoaniline (**6c**), carbon disulfide (**126**) and alicyclic/heteroaromatic/benzyl/aliphatic amines (**108/117c/106a/81a**) using Cu(I) NPs as the NC (10 mol%) and KOH as the alkali in DMSO at 110 °C in 55–80% yield (Scheme 50).¹²² This coupling was found to be effective to construct the C–S bond from carbon disulfide and diverse amines. The tandem process of cyclization started from *o*-iodoaniline and potassium dithiocarbamate formed from the reaction of the base, carbon disulfide and amine followed by C–S bond formation and aromatization *via* the removal of H₂S gas. The NPs at the end of three catalytic cycles were found to maintain their nanoparticulate behavior (TEM) and only 8% of product loss was observed at the end of the third catalytic run for the model three-component reaction of *o*-iodoaniline, carbon disulfide and amines.

Mandal *et al.* reported the synthesis of 2-substituted benzazoles (**123b**) such as benzimidazoles/benzoxazoles/benzothiazoles from *o*-substituted anilines (**6d**), *viz.* 2-



Scheme 50 Cyclocondensation of 2-aminobenzothiazoles catalyzed by Cu(I) NPs.

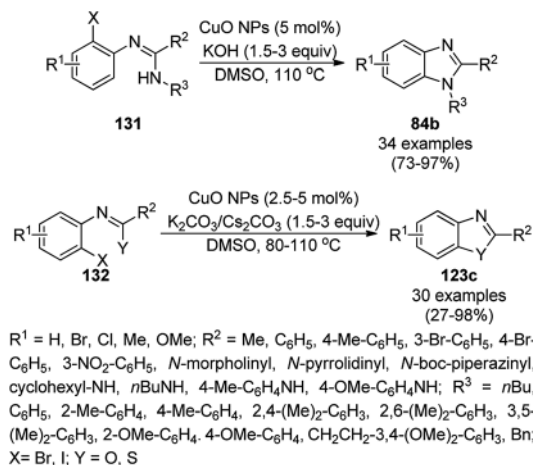


Scheme 51 Synthesis of 2-substituted benzazoles (**123b**) from *o*-substituted anilines (**6d**) and aldehydes (**2**) catalyzed by heterogeneous NCS.

aminoanilines/2-aminophenols/2-aminothiophenols, and aryl/heteroaryl/aliphatic aldehydes (**2**) catalyzed by silica-supported CuO NPs using methanol as the solvent at rt in 68–93% yield (Scheme 51).¹²³ In search of the best solid support, CuO NPs loaded on SiO₂, montmarillonite, ZSM-5 and TiO₂ were investigated, where the best results were observed with the CuO NPs loaded on silica. The recyclability of the catalyst was studied for up to five catalytic runs with significant yields of the 2-phenylbenzo[d]imidazoles between the reaction of *o*-phenylene diamine and benzaldehyde.

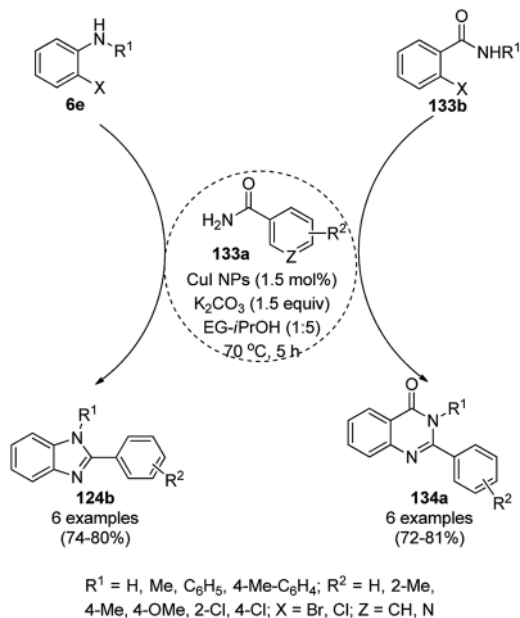
CuO NPs catalyzed the ligand-free intramolecular cyclization of *o*-haloaryl derivatives (**131**) for the synthesis of benzimidazoles (**84b**) and benzothiazoles or benzoxazoles (**123c**) with a wide functional group tolerance (Scheme 52).¹²⁴ The CuO NPs collected after centrifugation were recycled and reused for the synthesis of 2-phenyl benzoxazole for up to five runs without loss in their catalytic performance (97–100%) and texture (TEM and XRD). The supernatant collected during the cyclization of *o*-bromophenylbenzamide was subjected to AAS, which revealed zero leaching of Cu during the reaction.

The copper iodide NP-catalyzed intermolecular amidation-cyclization for the one-pot synthesis of benzimidazoles (**124b**) and quinazolinones (**134a**) was reported *via* the cyclocondensation of *o*-halo anilines (**6e**) or *o*-halo benzamides (**133b**) with substituted benzamides (**133a**, Scheme 53).¹²⁵ The



Scheme 52 Intramolecular cyclization of *o*-haloarenes (**131/132**) catalyzed by CuO NPs for the synthesis of benzimidazoles (**84b**), benzothiazoles and benzoxazoles (**123c**).

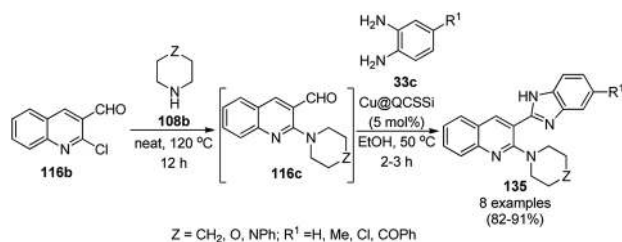




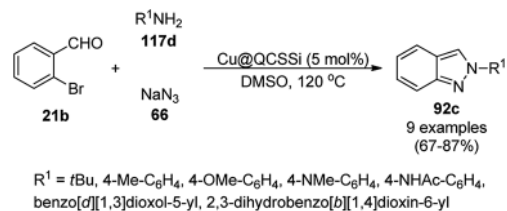
Scheme 53 CuI NP-catalyzed synthesis of benzimidazoles (**124b**) and quinazolines (**134a**).

CuI NPs were prepared using copper acetate (Cu(OAc)₂·H₂O), dimethyl glyoxime and potassium iodide. The same catalyst was also explored for the synthesis of carboxamides and cyclic amides *via* the *N*-arylation of benzamides and succinimides with haloarenes. The recyclability of the CuI NPs was demonstrated for up to five reuses with 75–85% yield of *N*-phenyl benzamides.

A copper(II) complex supported on amino-functionalized silica (Cu@QCSSI) catalyzed the cyclocondensation of *p*-substituted *o*-phenylene diamine (**33c**) with *in situ* formed 2-amino-substituted quinoline-3-carbaldehyde (**116b**) for the successful one-pot synthesis of 3-(benzimidazol-2-yl)quinolines (**135**) in good to excellent (Scheme 54).¹²⁶ The intermediate **116c** was obtained *via* the nucleophilic substitution of 2-chloroquinoline-3-carbaldehyde (**116b**) with alicyclic amines (**108b**). Further, the same catalyst was also explored for the synthesis of 2-substituted indazoles (**92c**) from 2-bromobenzaldehyde (**21b**), amines (**117d**) and sodium azide (**66**) in DMSO at 120 °C (Scheme 55). The required catalyst was synthesized by grafting 2-oxo-1,2-dihydroquinoline-3-carbaldehyde (QC) on amino-functionalized silica followed by



Scheme 54 Synthesis of 3-(benzimidazol-2-yl)quinolines (**135**) catalyzed by Cu@QCSSI.

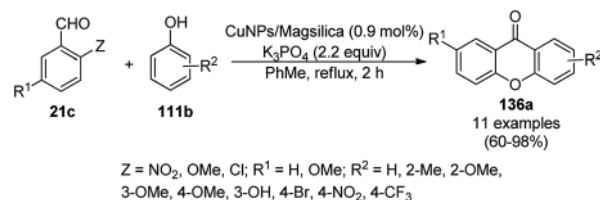


Scheme 55 Synthesis of 2-substituted indazoles (**92c**) catalyzed by Cu@QCSSI.

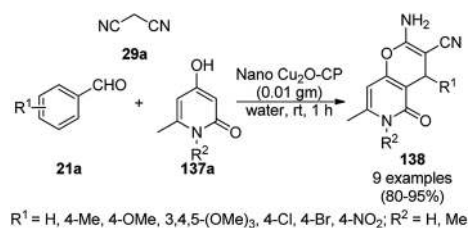
complexation using copper acetate. To assess the recyclability of the catalyst, it was recycled and reused for up to seven times, giving 84–90% yield of product for the reaction among **116b**, morpholine, and *o*-phenylene diamine.

Gerbino *et al.* reported the ligand-free synthesis of xanthenes (**136a**) from 2-substituted benzaldehydes (**21c**) and substituted phenols (**111b**) catalyzed by CuNPs supported on silica-coated maghemite (MagSilica) using potassium phosphate as the base and toluene as the solvent under reflux and argon in moderate to excellent yields (Scheme 56).¹²⁷ The NPs could be recycled using an external magnet for up to four catalytic runs as the catalyst. Gerbino *et al.* reported about <50 ppb copper leaching, as confirmed by ICP-AES, making this method very economic.

Baghbanian S. M. reported the green synthesis of pyrano[3,2-*b*]pyranones (**138**, Scheme 57) and pyrano[3,2-*c*]pyridones (**140**, Scheme 58) catalyzed by Cu₂O NPs supported on nanozeolite clintoptilolite (nano Cu₂O-CP) under mild aqueous conditions at rt in good to excellent yields.¹²⁸ Specifically, **138** and **140** were obtained from the reaction of aldehyde (**21a** or **2**) and malononitrile (**29a**) with 4-hydroxypyridine-2-ones (**137a**) and Kojic acid (**139**), respectively. The NPs were synthesized from nanozeolite, such as clintoptilolite, and copper chloride (CuCl₂), and well characterized *via* XRD, BET, SEM, TEM, TEM-EDS, and XPS.

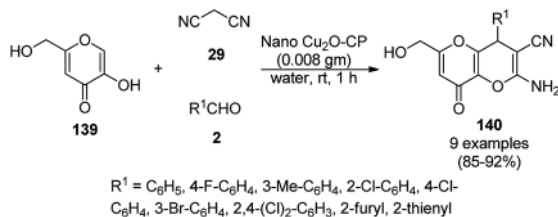


Scheme 56 Synthesis of xanthenes (**136a**) catalyzed by Cu-based magnetically recyclable NPs.



Scheme 57 Synthesis of pyrano[3,2-*c*]pyridines (**138**) catalyzed by nano Cu₂O-CP.



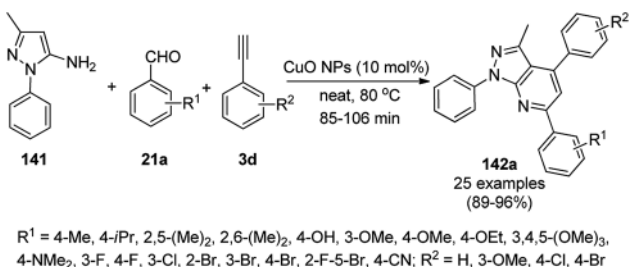


Scheme 58 Synthesis of pyrano[3,2-*b*]pyranoes (**140**) catalyzed by nano $\text{Cu}_2\text{O-CP}$.

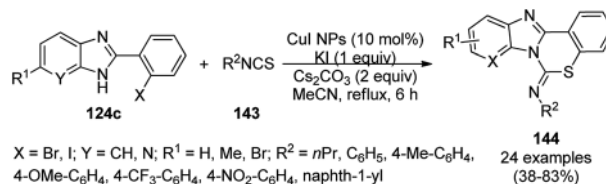
The CuNPs yielded a better synthetic yield of the final product in comparison with NiNPs in water rather than other solvents such as ethanol, DMF, toluene, and DCM. In the absence of catalyst, only a trace amount of product was observed even after a prolonged reaction time. The reaction has the advantage that it can tolerate various electron-withdrawing and donating substituents under the optimized reaction conditions. The reusability of the catalyst was studied for up to eight catalytic cycles with high efficiency, which is attributed to the strong interaction of Cu_2O NPs with the zeolite.

Jeong *et al.* reported the commercially available CuO NP-catalyzed synthesis of phenyl-1*H*-pyrazolo[3,4-*b*]pyridines (**142a**) via the three-component domino reaction of 3-methyl-1-phenyl-1*H*-pyrazol-5-amine (**141**), substituted aryl carbaldehydes (**21a**), and aryl alkynes (**3b**) under solvent-free conditions at 80 °C in 89–96% yield (Scheme 59).¹²⁹ During the course of the domino reaction, the CuO NPs act as a Lewis acid catalyst to promote the Diels–Alder reaction. The recyclability of the catalysts revealed that the catalyst could be recycled for up to four catalytic cycles without loss in its catalytic potential.

Wang *et al.* reported copper iodide nanocatalysts chelated to 1,10-phenanthroline for the synthesis of benzo[*e*]benzo[4,5]imidazo[1,2-*c*][1,3]thiazin-6-imines (**144**) from substituted 2-phenylbenzimidazoles (**124c**) and substituted isothiocyanates (**143**) using potassium iodide as the ligand, Cs_2CO_3 as the base and acetonitrile as the solvent under reflux (Scheme 60).¹³⁰ The intramolecular $\text{S}_\text{N}\text{Ar}$ reaction to form the $\text{C}(\text{sp}^2)\text{-S}$ bond proceeds on the surface of nano copper iodide catalyst chelated to 1,10-phenanthroline to promote the oxidative addition and reductive elimination. A recycling experiment was performed to assess the caliber of the catalyst for reuse, where after the second run it was observed that the catalyst gave a yield of 76% of the final product.



Scheme 59 Synthesis of phenyl-1*H*-pyrazolo[3,4-*b*]pyridines (**142a**) catalyzed by CuO NPs.

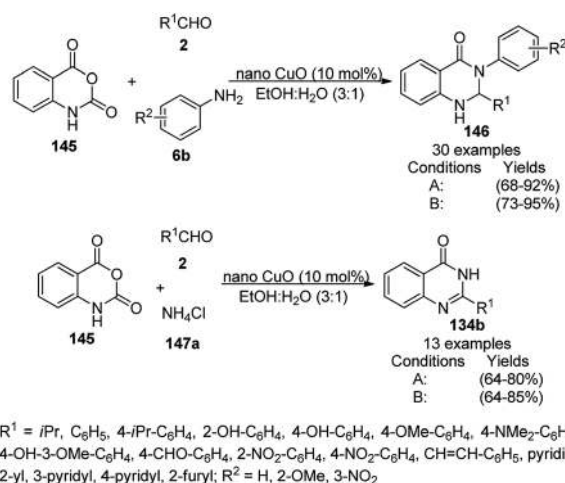


Scheme 60 Synthesis of benzo[*e*]benzo[4,5]imidazo[1,2-*c*][1,3]thiazin-6-imines (**144**) using CuI NPs as the catalyst.

Zhang *et al.* reported the synthesis of 2,3-dihydroquinazolin-4(1*H*)-ones (**146**) and quinazolin-4(3*H*)-ones (**134b**) from isatoic anhydride (**145**), amine such as anilines (**6b**)/ammonium chloride (**147a**), and alkyl/aryl/heteroaryl aldehydes (**2**) catalyzed by nano CuO as a Lewis acid catalyst in aqueous ethanol (3 : 1) under reflux conditions (Scheme 61).¹³¹ They also synthesized all the compounds under ultrasonication and compared the yields of both reaction conditions. The developed protocol shows wide tolerance range for various functional groups. The recyclability of the catalysts was checked for up to four catalytic runs and the yields of the product was reported to range from 78–80% for the one-pot synthesis using **145**, benzaldehyde and aniline.

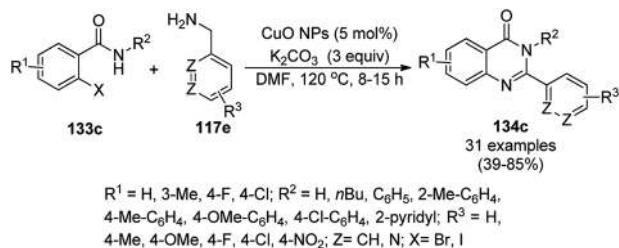
The CuO NP-catalyzed ligand-free and additive-free Ullmann coupling involving *N*-arylation followed by oxidative C–H amidation for the synthesis of 2,3-disubstituted quinazolinones was successfully achieved from 2-halobenzamides (**133c**) and arylalkyl amines (**117e**) in DMF (Scheme 62).¹³² The catalyst was separated by centrifugation and recycled successfully for up to three cycles for the synthesis of **134c** in 39–85% yield. The decreased yield in the third cycle during reuses can be attributed to the agglomeration of the NPs during the course of the reaction (TEM).

Shahrisa *et al.* reported the synthesis of *N*-sulfonylformamidines (**149**) using an *N*-heterocyclic complex-copper complex supported on magnetic cellulose (NHC–Cu@MCs) from the three-component reaction among arylsulfonyl azide (**148**),



Scheme 61 CuO NP-catalyzed synthesis of 2,3-dihydroquinazolin-4(1*H*)-ones (**146**) and quinazolin-4(3*H*)-ones (**134b**). Conditions A: reflux, 3 h; and conditions B: 60 °C, ultrasound, 10–30 min.



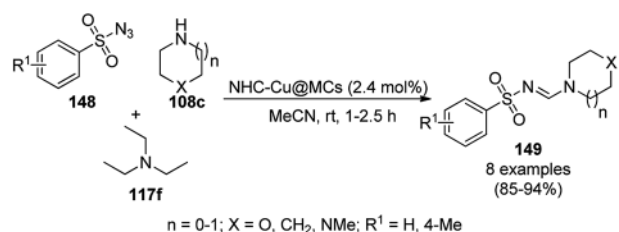


Scheme 62 Synthesis of 2,3-disubstituted quinazolinones (**134c**) from 2-halobenzamides (**133c**) and arylalkyl amines (**117e**).

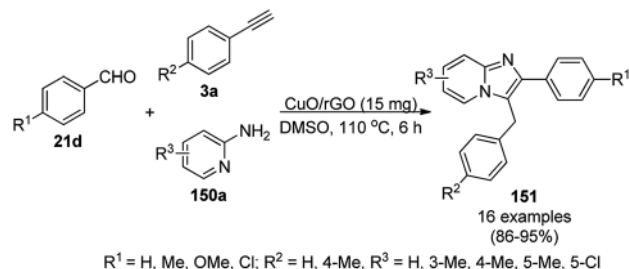
secondary alicyclic amines (**108c**) such as morpholine, *N*-methylpiperazine, piperidine and pyrrolidine, and triethylamine (**117f**) in acetonitrile at rt in 85–94% yield (Scheme 63).¹³³ The NCs were synthesized *via* the treatment of ionic liquid-grafted magnetic cellulose with copper iodide, potassium *tert*-butoxide in THF, and further well characterized *via* TGA, VSM, SEM, XRD, EDX, and FT-IR. The scope of the reaction was explored with aliphatic amines, but was found to be unsuccessful for aromatic amines. The recyclability of the catalyst recovered using an external magnet was demonstrated for up to five catalytic runs with the loss of 20% of final product at the end of the fifth catalytic run. Specifically, **149** acts as a methylene donor and oxidant for the conversion of Cu(II) into Cu(I), which co-ordinates with the nitrogen of **149** for the elimination of diethylamine and 1,3-dipolar addition to proceed.

CuO NPs immobilized on reduced graphene oxide sheets (CuO/rGO) catalyzed the cyclocondensation of 2-benzaldehydes (**21d**), phenyl acetylenes (**3a**) and aminopyridines (**150a**), providing an efficient approach for the synthesis of imidazo[1,2-*a*]pyridines (**151**, Scheme 64) without any additives.¹³⁴ The Cu(II) catalyst promoted Cu(II)-mediated aminomethylation of terminal alkynes **3a** to give the intermediate propargylamines. The present 2D-nano composites were synthesized according to previously reported protocols¹³⁵ and found to be stable, as evident from the hot filtration tests and reuse of the catalyst for up to five times.

Cu(0)NP-catalyzed ring opening followed by the domino or sequential cyclization (Scheme 65) of Δ^2 -isoxazoline-5-esters (**152**) resulted in the synthesis of novel γ -hydroxy pyrrolinone (**153**) in 80–89% yield.¹³⁶ Maiti *et al.* has achieved this transformation using *in situ*-fabricated CuNPs generated from CuSO₄·5H₂O as the metal precursor, SDS (sodium dodecyl sulfonate) as the surfactant, and ascorbic acid as the reducing



Scheme 63 Three-component reaction for the synthesis of *N*-sulfonylformamidines (**149**) catalyzed by CuNPs.

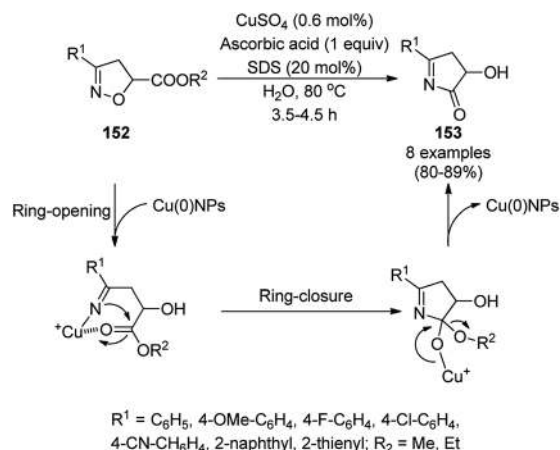


Scheme 64 Synthesis of imidazo[1,2-*a*]pyridines (**151**) catalyzed by CuNPs.

agent under aqueous conditions. The *in situ*-generated cooperative assemblies were characterized *via* SEM, UV-Vis, DLS, TEM and PXRD. However, the same Cu(0)NP-catalyzed protocol at 60 °C yielded ring-opened β -hydroxy ketones from **152** in 79–89% yield and carboxamides from carbonyl azides in 79–95% yield. A lowered efficiency was observed with the recovered Cu(0) NPs.

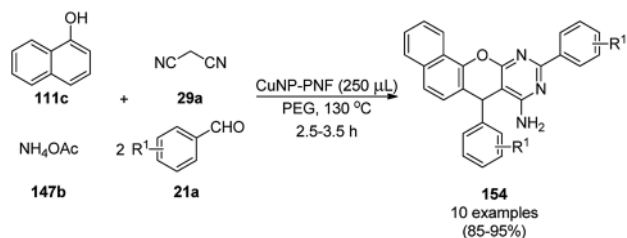
CuNPs decorated with peptide nanofibers (CuNP-PNF) catalyzed Knoevenagel condensation was reported for the synthesis of chromeno[2,3-*d*]pyrimidin-8-amines (**154**) from α -naphthol (**111c**), malononitrile (**29a**), ammonium acetate (**147b**) and benzaldehydes (**21a**) in polyethylene glycol (PEG, Scheme 66).¹³⁷ The same protocol was also explored for the synthesis of 2*H*-indazoles (**92d**) from *o*-bromo benzaldehydes (**21b**), sodium azide (**66**) and substituted anilines (**6b**) in good to excellent yields (Scheme 67). PNF was synthesized *via* the self-assembly technique using histidine as a building block and CuCl as the metal precursor. CuNP-PNF played the key role in the synthesis of both heterocycles (**154** and **92d**) *via* co-ordination with the carbonyl oxygen of aldehydes (**21a/b**). The catalyst was recycled for up to four cycles for the Knoevenagel condensation of benzaldehyde, **111c**, **29a** and **147b**.

Supported CuNPs on biodegradable starch microparticles (CuNPs@MS) catalyzed the A³ coupling of aldehydes (**2**), amines (**108c**) and alkynes (**3d**) for the synthesis of propargylic amines



Scheme 65 Cu(0)NP-catalyzed ring opening and domino cyclisation of Δ^2 -isoxazoline-5-esters (**152**).

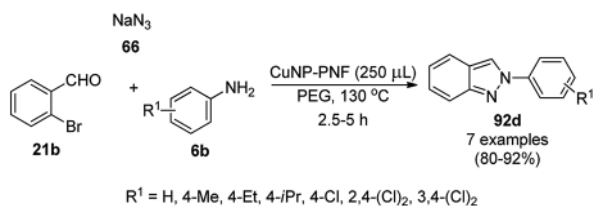




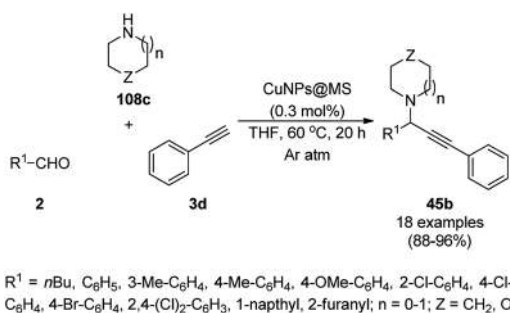
Scheme 66 Synthesis of chromeno[2,3-d]pyrimidin-8-amines (154) catalyzed by CuNP-PNF.

(45b) was reported by Gholinejad *et al.* (Scheme 68).¹³⁸ The NCs were prepared *via* the treatment of previously prepared starch microparticles¹³⁹ with Cu(OAc)₂·H₂O and sodium borohydride. The CuNPs could catalyze A³ coupling *via* the activation of 3d *via* the formation of copper acetylide. In the recycling experiment, at the end of the fifth run, a slight loss (10%) in the yield of the A³-coupled product of benzaldehyde, piperidine, and 3d was observed compared to that in the first catalytic run.

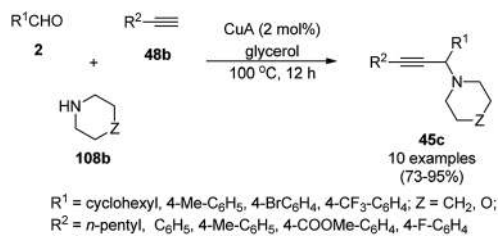
Favier *et al.* reported the catalytic use of Cu(0)NPs (CuA) in glycerol for the synthesis of propargylic heterocyclic amines (45c) *via* the A³ coupling of terminal alkynes (48b), carbaldehydes (2) and amines (108b) such as morpholines and piperidines (Scheme 69).¹⁴⁰ They synthesized the CuNPs *via* the decomposition of di- μ -hydroxobis[(*N,N,N',N'*-tetramethylethylenediamine)copper(II)]chloride [Cu(₂-*N,N,N',N'*-TMEDA)(μ -OH)]₂Cl₂ in glycerol in the presence of polyvinylpyrrolidone (PVP) as a stabilizer to get red-purple colloidal solutions. The multi-purpose use of the catalyst was proven by the formation of C–N bonds from haloarenes and amines, cross-dehydrogenative coupling of *tert*-amines with terminal alkynes, A³-cycloisomerisation-tandem reactions and ketone-aldehyde-



Scheme 67 Synthesis of 2H-indazoles (92d) catalyzed by CuNP-PNF.



Scheme 68 Synthesis of propargylamines (45b) catalyzed by CuNPs@MS.



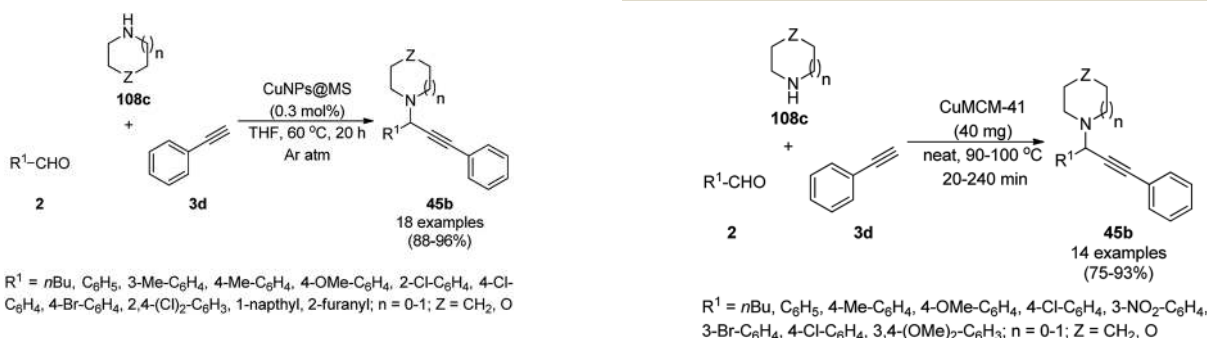
Scheme 69 A³ coupling catalyzed by zero valent CuA.

alkyne (KA²) reaction. The catalytic phase containing the zero valent CuNPs was recycled for more than five times, preserving its catalytic potential.

Copper-modified spherical MCM-41 (CuMCM-41) NP-catalyzed A³ coupling for the synthesis of propargylamines (45b) from aldehydes, amines and phenyl acetylene (3d) was achieved under solvent-free conditions (Scheme 70) in good to excellent yields.¹⁴¹ The NCs were synthesized by the treatment of an aqueous solution of cetyltrimethyl bromide (CTAB) with tetraethyl orthosilicate (TEOS), copper acetate monohydrate and ammonia. The catalyst was recycled up to three times with a slight loss in catalytic performance due to the blockage of its active sites. The present protocol exhibits some advantages such as higher yield, shorted reaction time, moderate temperature, operational without inert atmosphere and solvent compared to the literature reports.¹⁴²⁻¹⁴⁵

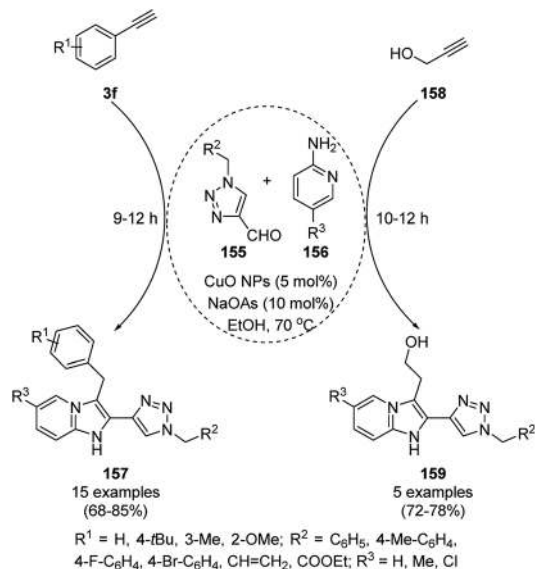
CuO NP-catalyzed A³ coupling-5-*exo*-dig cyclization for the successful synthesis of 2-triazolyl-imidazo[1,2-*a*]pyridines (157) from 1-alkyl-1,2,3-triazole-4-carbaldehyde (155), amidine (156) and phenyl acetylene (3f) was achieved by Khan *et al.* (Scheme 71) using sodium ascorbate as a reducing agent.¹⁴⁶ The same CuO NP-catalyzed protocol was also explored for the synthesis of 2-(2-(1-alkyl-1,2,3-triazol-4-yl)-imidazo[1,2-*a*]pyridin-3-yl) ethanol (159) from propargylic alcohol (158). The NPs were reused for up to five times with moderate to good yields (68–82%).

The copper complexed magnetic NP (Cu@MNP)-catalyzed synthesis of 2-amino-3-cyno-4H-pyrans (160a/b/c, Scheme 72) was reported by Jimenez *et al.* *via* the Knoevenagel–Michael-cyclization of malononitrile (29a) and substituted benzaldehydes (21a) under solvent-free conditions with 4-hydroxy coumarins (20a), dimedone (7a) and C–H-activated acids (137b), respectively.¹⁴⁷ The catalyst was recycled for up to five runs with



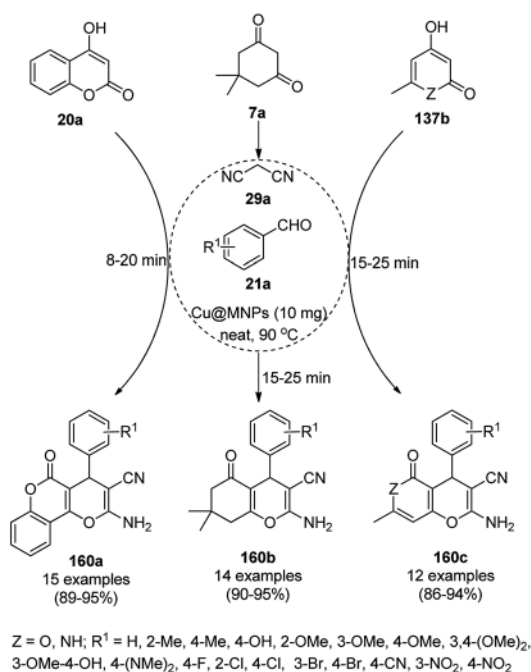
Scheme 70 A³ coupling catalyzed by CuMCM-41.



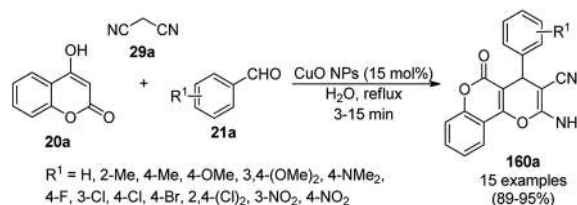


Scheme 71 CuO NP-catalyzed synthesis of 2-triazolyl-imidazo[1,2-a]pyridines (157/159).

negligible loss in its catalytic activity for the model reaction among 20a, 29a and 4-chlorobenzaldehyde. After coating of Fe₃O₄ NPs with TEOS, 3-chloropropyltriethoxysilane (CPTES), MNPs bonded with propyl chloride were obtained, which were subsequently treated with diethylenetriamine, piperidine, and [Cu(salal)₂] to obtain a salicylic-chelated ligand, and the final NPs were characterized *via* FTIR, TGA, VSM, EDX and XRD. The present protocol (Scheme 72) was claimed to be superior in terms of shorter reaction times, lower catalytic loading, and



Scheme 72 Synthesis of 2-amino-4H-chromenes (160a/b/c) catalyzed by Cu@MNPs.



Scheme 73 CuO NP-catalyzed synthesis of 3,4-dihydropyrano[c]chromenes (160a).

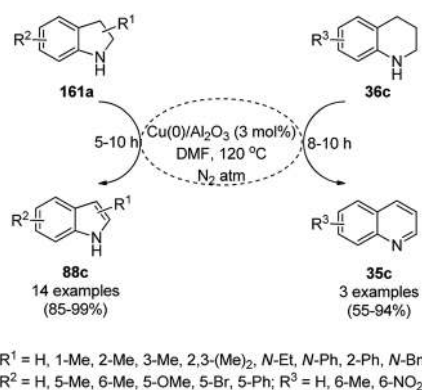
avoiding toxic organic solvents and tedious separation protocols compared with literature reports for the synthesis of 160a (R¹ = 4-Cl) catalyzed by CuO NPs,¹⁴⁸ dendrimer core of oxovanadium phthalocyanine MNPs (MNP@AVOPc),¹⁴⁹ urea,¹⁵⁰ potassium phthalimide-*N*-oxyl (POPINO),¹⁵¹ SiO₂ NPs,¹⁵² t-ZrO₂ NPs,¹⁵³ and ZnO NPs.¹⁵⁴

The CuO NP-catalyzed condensation of three components such as 4-hydroxycoumarin (20a), malononitrile (29a) and benzaldehydes (21a) was reported by Mehrabi *et al.* for the rapid synthesis of 3,4-dihydropyrano[c]chromenes (160a, Scheme 73).¹⁴⁸ The NPs were synthesized *via* the sonochemical treatment of an alkaline solution of Cu(CH₃COO)₂·2H₂O and polyvinyl alcohol (PVA). The products were purified *via* recrystallization, avoiding tedious chromatography.

CuNPs from copper aluminium hydroxalcite (Cu/Al₂O₃) catalyzed the dehydrogenation of indolines (161a) and 1,2,3,4-tetrahydroquinolines (36c) in the report by Likhar *et al.* (Scheme 74).¹⁵⁵ They have also reported the use of the same catalyst for the dehydrogenation of diverse amines and alcohols with significantly high turnover numbers (TON) and turnover frequency (TOF). The CuNPs were obtained *via* the coprecipitation of copper nitrate and aluminium nitrate followed by calcination at 473 K and chemical reduction in a Parr hydrogenator. The catalyst was reused with a regular catalytic performance during five consecutive runs.

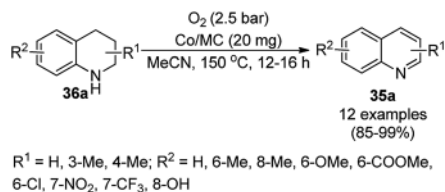
3.4 CoNP-catalyzed synthesis of heterocycles

Zhang *et al.* recently reported the oxidative dehydrogenation of tetrahydroquinolines (36a) using nitrogen-doped carbon-



Scheme 74 Dehydrogenation of indolines (161a) and 1,2,3,4-tetrahydroquinolines (36c).

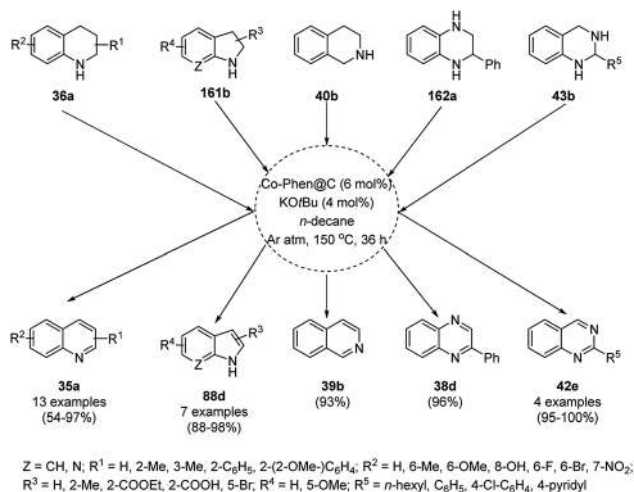




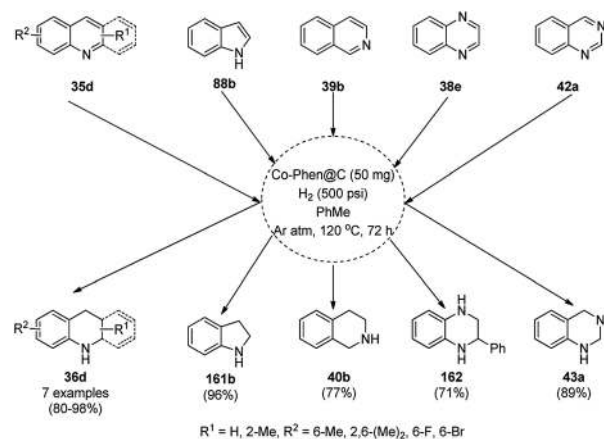
Scheme 75 Aerobic dehydrogenation of 1,2,3,4-tetrahydroquinolines (36a) catalyzed by nitrogen-doped carbon-supported CoNPs.

supported cobalt nanoparticles (Co/MC) in acetonitrile at 150 °C under 2.5 bar O₂ in 85–99% yield (Scheme 75).¹⁵⁶ The catalyst was prepared from 2,4-dihydroxybenzoic acid, hexamethylenetetramine, melamine, Pluronic P123 and 1,6-hexanediamine, which were dispersed in ammonium hydroxide solution having Co(NO₃)₂·6H₂O. The final catalyst was well characterized *via* TEM, XRD, XPS, ICP-AES, Raman spectroscopy, nitrogen physisorption measurements, and electron paramagnetic resonance (EPR). The oxidative dehydrogenation of tetrahydroquinolines with electron-donating groups was found to have higher activity than that with electron-withdrawing groups. The catalyst played a vital role *via* the formation of the radical oxanion ([•]O₂⁻), which became instrumental species for the aromatic oxidation. The present sustainable and economical approach exhibits the advantages of high catalytic potential, operational without additives, and sufficiently stability and recyclability for up to five reuses in comparison with reported protocols.^{157–159}

Balaraman *et al.* reported a Co-phenanthroline complex adsorbed on GO (Co-Phen@C) as a NC in the acceptorless dehydrogenation of saturated aza-heterocycles to N-heteroaromatics for the synthesis of quinoline (35a), indoles (88d), isoquinolines (39b), quinoxalines (38d), and quinazolines (42e) using potassium *tert*-butoxide as the base (Scheme 76).¹⁶⁰ They synthesized the required catalyst *via* the sonochemical treatment of Co(II) acetylacetonate and 1,10-phenanthroline to

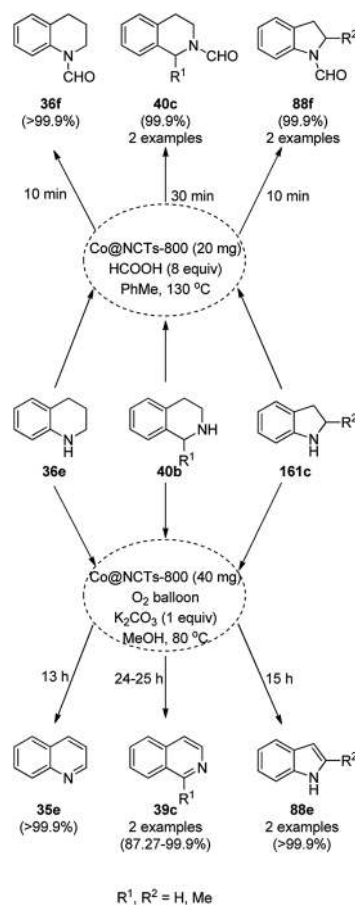


Scheme 76 Dehydrogenation of aza-heterocycles catalyzed by Co-Phen@C.



Scheme 77 Hydrogenation of aza-heteroaromatic compounds catalyzed by Co-Phen@C.

obtain a Co-phenanthroline complex followed by its adsorption on exfoliated GO. The robustness of the catalyst was studied in a recycling experiment, where it was recycled up to six cycles without any decay in the yield of N-heteroaromatics. The complete dehydrogenation of the partially dehydrogenated



Scheme 78 Oxidative dehydrogenation of heterocycles (36e/40b/161c) and their formylation catalyzed by Co@NCTs-800. % Conversion is summarized in parentheses.

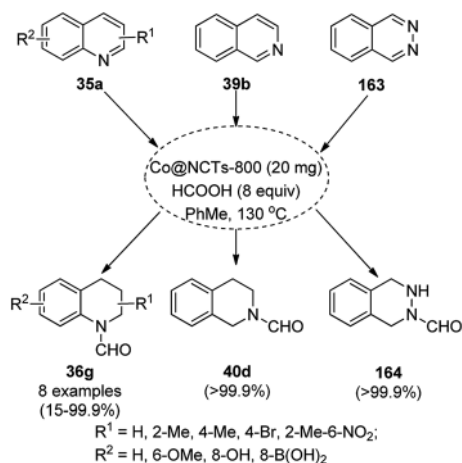


Review

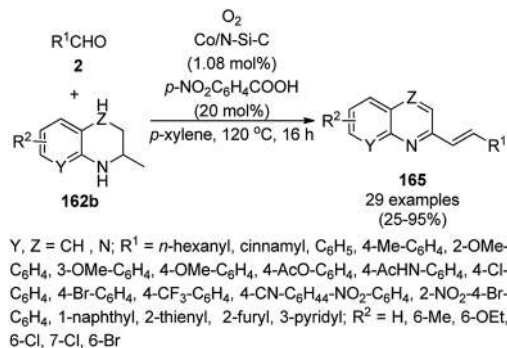
heterocycles to N-heteroaromatics revealed that the reaction proceeded through partial dehydrogenation followed by isomerization and complete dehydrogenation. Further, the use of the same catalyst was also explored for the hydrogenation of N-heteroaromatics (Scheme 77) in toluene at 120 °C.

CoNPs encapsulated in nitrogen-doped CNTs Co@NCTs-800 catalyzed the oxidative dehydrogenation of partially saturated heterocycles such as 1,2,3,4-tetrahydroquinolines (**36e**), 1,2,3,4-tetrahydroisoquinoline (**40b**), and 2,3-dihydroindole (**161c**, Scheme 78) in excellent conversions into **35e/39b/88e**, respectively, with methanol as the solvent and potassium carbonate as the base.¹⁶¹ The fine tuning of the reaction conditions in toluene using the same catalyst and higher equivalents of formic acid also enabled the formylation of **36e/40b/161c** (Scheme 78) in excellent conversions into **36f/40c/88f**, respectively. Under the latter conditions, the catalytic transfer hydrogenation of heteroaromatics such as quinolines (**35a**), isoquinoline (**39c**), and phthalazine (**163**) (Scheme 79) was achieved successfully. The required catalysts were synthesized from dicyanodiamide and cobalt(II) acetylacetonate and their treatment at various temperatures under inert atmosphere. The recyclability of the catalyst was demonstrated for up to ten cycles without loss in its catalytic activity.

Cobalt nanocatalysts (CoNCs) supported on nitrogen-silica-doped carbon (Co/N-Si-C) catalyzed the dehydrogenative coupling of carbaldehydes (**2**) with cyclic amines (**162b**) for the synthesis of quinolines/quinoxalines (**165**) in the report by Zhang *et al.* using molecular oxygen as the oxidant and *p*-nitro benzoic acid as the additive (Scheme 80).¹⁶² The CoNCs were prepared from Co(OAc)₂·4H₂O and 1,10-phenanthroline followed by their treatment with TEOS and loading on the support. The recycled catalyst was reused six times for the model reaction between benzaldehyde and 2-methyl-1,2,3,4-tetrahydroquinoline, where the fresh and reused catalysts possessed almost similar particle sizes of 0.35 nm and 0.42, respectively (TEM). The controlled experiments eliminated the probability of the dehydrogenation of **2** to 2-methylquinolines following the coupling of amines to support the actual



Scheme 79 Oxidative dehydrogenation of N-heteroaromatics. % Conversion is summarized in parentheses.

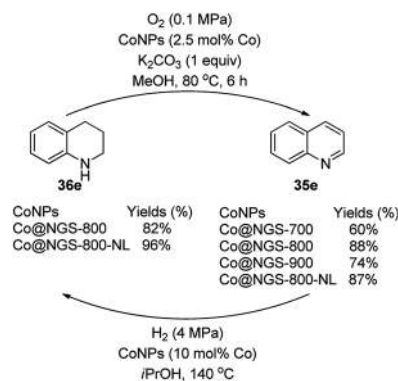


Scheme 80 Dehydrogenative coupling of amines with aldehydes catalyzed by CoNCs.

mechanism, which is partial dehydrogenation followed by coupling and complete dehydrogenation to finally give **165**.

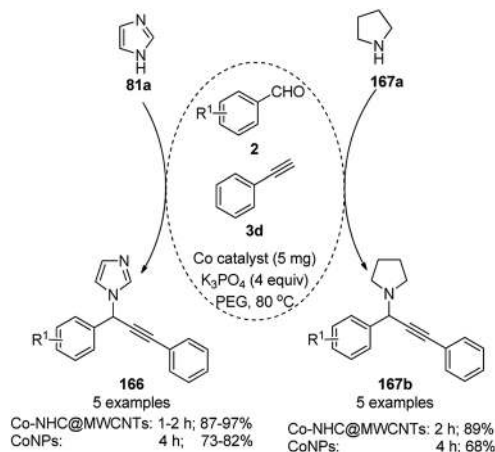
Li *et al.* reported the use of CoNPs supported on N-doped graphene cells (Co@NGS-800) as a bifunctional catalyst for the dehydrogenation of 1,2,3,4-tetrahydroquinoline (**36e**) and hydrogenation of quinoline (**35e**) in excellent conversion and high activity (Scheme 81).¹⁶³ The same organic transformations were studied using various CoNPs encapsulated in N-doped graphene cells (Co@NGS-700, Co@NGS-800, and Co@NGS-900) obtained by pyrolysis at 700 °C, 800 °C and 900 °C, respectively. The Co@NGS-800 catalyst was recycled twelve and six times for the dehydrogenation of **36e**, and hydrogenation of **35e**, respectively, without loss in selectivity.

CoNPs and cobalt N-heterocyclic carbene grafted on multi-walled CNTs (Co-NHC@MWCNTs) catalyzed the synthesis of propargylamines (**166/167b**) from benzaldehydes (**2**), alkynes (**3d**) and amines (**81a/167a**) successfully (Scheme 82).¹⁶⁴ Hajipour *et al.* synthesized the catalyst by grafting 1,4-diaminobenzene to obtain aniline@MWCNTs. Subsequently, it was treated with aniline, formaldehyde, and glyoxal to obtain an imidazolium salt followed by the loading of Co using CoCl₂ to obtain the final NPs. The CoNPs were prepared *via* the neutralization of copper sulphate in aqueous NaOH to obtain a black powder. Greater yields of **166** and **167b** were obtained in a shorter time with Co-NHC@MWCNTs than CoNPs. The



Scheme 81 Dehydrogenation and hydrogenation catalyzed by Co@NPGS.





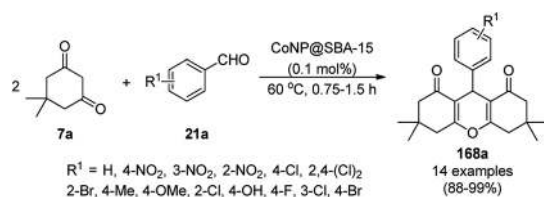
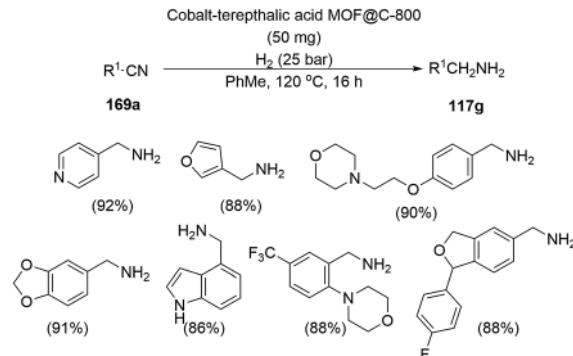
Scheme 82 Synthesis of propargylamines catalyzed by CoNPs.

present methodology was compared with other reported methods for the three-component reaction involving benzaldehyde, pyrrolidine, phenylacetylene catalyzed by nano Ag_2O ,¹⁶⁵ Fe_2O_3 ,¹⁶⁶ and CuNPs ,¹⁶⁷ and it was found that this method is the most suitable in terms of catalytic loading, reaction temperature and time and yield of **167b**.

The synthesis of 1,8-dioxo-octahydroxanthenes was achieved using CoNPs supported on silica (CoNP@SBA-15)¹⁶⁸ as a Lewis acid catalyst *via* the cyclocondensation of dimedone (**7a**) and benzaldehydes (**21a**) under aqueous conditions (Scheme 83).¹⁶⁹ The stability of the CoNPs was established by their ten consecutive reuses for the reaction between **7** and benzaldehyde to obtain **168a** in 88–99% yield. The said protocol was also compared with other reported protocols such as nano- TiO_2 ,¹⁷⁰ CuS quantum dots,¹⁷¹ and FeNPs .¹⁷²

A CoNP-based NC (cobalt-terephthalic acid MOF@C-800) were reported for the hydrogenation of cyanide (**169a**) to primary amine (**117g**) in toluene at 120 °C (Scheme 84).¹⁷³ This catalyst was synthesized *via* the treatment of cobalt(II) nitrate hexahydrate with terephthalic acid *via* a solvothermal process. It was also used for the conversion of nitro-heteroaromatics (**170**) to heteroaryl amines (**117d**, Scheme 85). The stability of the catalyst was proven by its scaling on a multigram scale and reuse for up to five runs.

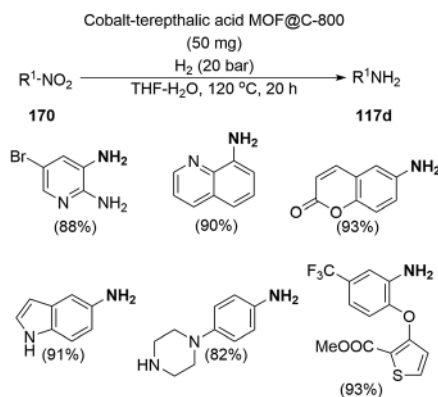
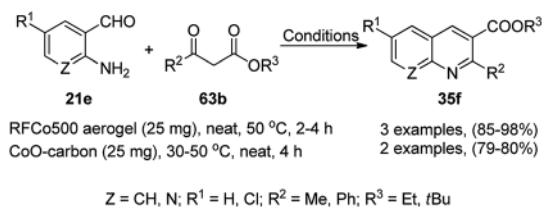
The cobalt(0)-doped carbon aerogel (RFCo500 aerogel)-catalyzed Friedländer annulation for the synthesis of quinolines (**35f**) from 2-amino-5-chlorobenzaldehyde (**21e**) and β -keto esters (**63b**) was achieved by Pérez-Mayoral (Scheme 86) under solvent-free conditions in good to excellent yields.¹⁷⁴ The RFCo500 catalyst was synthesized from resorcinol,

Scheme 83 Synthesis of 1,8-dioxo-octahydroxanthenes (**168a**).Scheme 84 Synthesis of methylamines (**117g**) from cyanides (**169a**) catalyzed by CoNPs.

formaldehyde, organic aerogels and cobalt acetate. The catalyst was recycled for up to three runs with 20% loss in its catalytic activity compared to the first run. Another application of cobalt oxide NPs supported on different carbon supports was reported by Pérez-Mayoral *et al.* (Scheme 86) for the synthesis of quinolines (**35f**) using similar starting materials.¹⁷⁵ CoO-carbon was synthesized *via* the treatment of cobalt nitrate or acetate with a carbon support.

3.5 FeNP-catalyzed synthesis of heterocycles

Magnetically retrievable FeNPs have been reported for the synthesis of various bioactive heterocycles¹⁷⁶ and several organic transformations such as hydrogenation,

Scheme 85 CoNP-catalyzed reduction of nitro-containing heterocycles (**170**) to aromatic amines (**117d**).

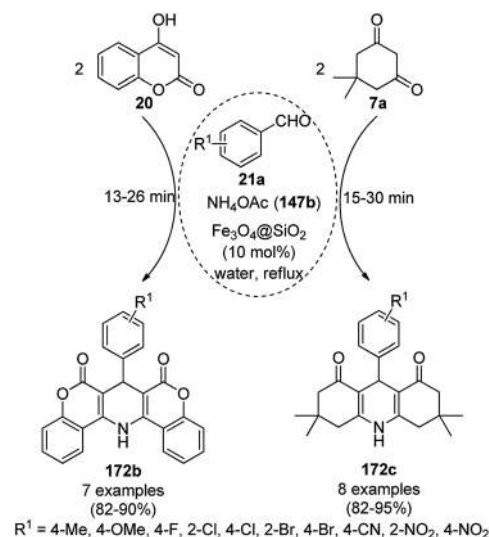
Scheme 86 Friedländer annulation catalyzed by CoNPs catalyzed by RFCo500 aerogel and CoO-carbon.



dehydrogenation, Friedel–Crafts reactions, C–C bond formation and borylation.¹⁷⁷ Fe₃O₄ MNP-catalyzed Knoevenagel–Michael-cyclization for the synthesis of polyhydroquinolines (**171a**) was successfully achieved by Nasr-Esfahani *et al.* using cyclic diones (**7b**), carbaldehydes (**2**), alkyl acetoacetate (**63c**) and ammonium acetate (**147b**, Scheme 87) under solvent-free conditions.¹⁷⁸ The same protocol was also explored for the synthesis of 1,4-dihydropyrimidines (**172a**) from **2**, **63c** and **147b**. The MNPs were prepared *via* the treatment of ferrous and ferric salts in the presence of ammonium hydroxide to obtain black-colored Fe₃O₄ MNPs. The catalyst was recycled up to five times without loss in its catalytic efficiency. Two years later, they also reported the applications of modified magnetic acidic NCs for the synthesis of bulky heterocyclic compounds.¹⁷⁹ Recently, they also reported the synthesis of 1,4-dihydropyrano[2,3-*c*]pyrazoles using Fe₃O₄@SiO₂ NPs grafted on nanobentonite and functionalized with organic and inorganic linkers and sulfonic acids in aqueous ethanol.¹⁸⁰

The Knoevenagel–Michael-cyclization *via* green “on water” chemistry for the one-pot synthesis of 1,4-dihydropyrimidines (**172b/c**) was successfully achieved using Fe₃O₄@SiO₂ MNPs, which were synthesized by loading silica on Fe₃O₄ NPs (Scheme 88).¹⁸¹ The air- and moisture-stable catalysts were separated using an external magnet and reused up to five times with 85–92% yield.

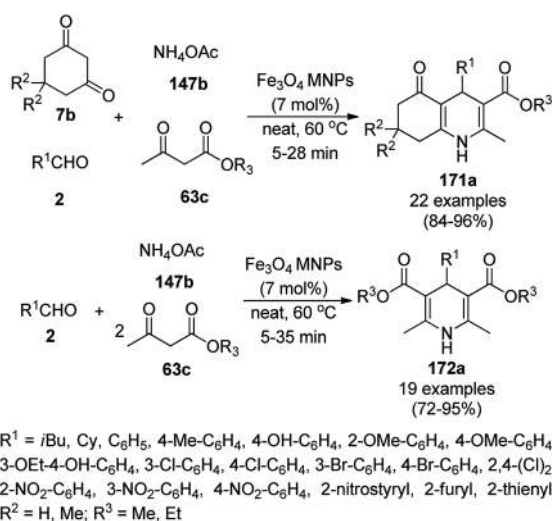
In 2015, Maleki and co-workers reported Fe₃O₄ NPs supported on chitosan (Fe₃O₄@chitosan), which were prepared *via* the sol–gel method, for the Knoevenagel–Michael-cyclization green synthesis of tetracyclic benzimidazo or benzothiazolo-pyrimidines (**173**) *via* the condensation of 2-amino-benzimidazole or 2-aminobenzothiazole (**123d**), substituted benzaldehydes (**21a**) and dimedone (**7a**).¹⁸² The next year in 2016, the same research group reported for the first time the catalytic use of Fe₃O₄@clay for the rapid synthesis of **173** in water at rt (Scheme 89) under ultrasonic conditions with high yield.¹⁸³ The ultrasonic treatment of a mixture of ferrous and



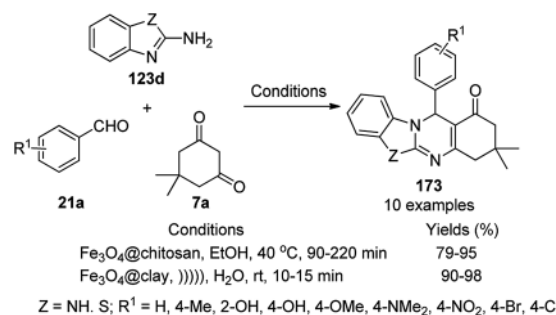
Scheme 88 “On water” chemistry for the synthesis of 1,4-dihydropyrimidines (**172b/c**).

ferric salts with a solution of clay in ammonium nanoclay yielded Fe₃O₄@clay NPs. The catalytic potential of the NPs was realized when individual clay or Fe₃O₄ or ultrasonic treatment could not yield **173** in good yield. Only 7% loss in yield was noted at the end of the sixth cycle when recycling Fe₃O₄@clay compared to the first run. In the same year, following a similar approach, the synthesis of **173** was reported by Javanshir *et al.* using Fe₃O₄ NPs as a green catalyst, which were prepared using Irish moss (red edible algae) in ethanol under reflux.¹⁸⁴

Maleki *et al.* also reported the multi-component green synthesis of tetrazolopyrimidines (**175**) from cyano-guanidine (**174a**), **66**, substituted benzaldehyde (**21a**), and methyl/ethyl acetoacetate (**63d**) catalyzed by Fe₂O₃@SiO₂-(CH₂)₃-NHC(O)(CH₂)₂PPh₂ in water under ultrasonication in good to excellent yields (Scheme 90).¹⁸⁵ The Fe₃O₄ NPs were prepared using FeCl₂ and FeCl₃ in aqueous ammonia and oleic acid, which were further reacted with ((3-aminopropyl)triethoxysilane) APTMS and 3-(diphenylphosphine)propionic acid to obtain the final NPs. The structural analysis of the NPs were performed *via* FE-SEM, EDX, TEM, TGA, DTG, and FT-IR. The NPs were recycled for six consecutive cycles with significant

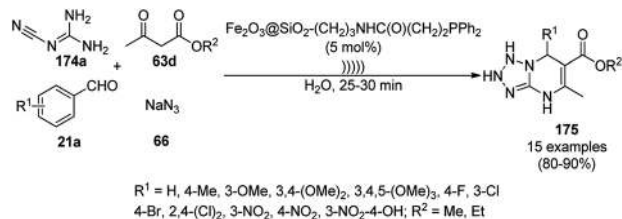


Scheme 87 Fe₃O₄ MNP-catalyzed synthesis of polyhydroquinolines (**171a**) and 1,4-dihydropyrimidines (**172**).



Scheme 89 Iron oxide NP-catalyzed synthesis of imidazo or thiazolopyrimidines (**173**).





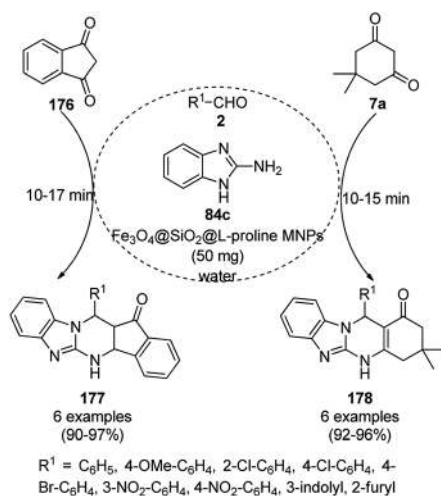
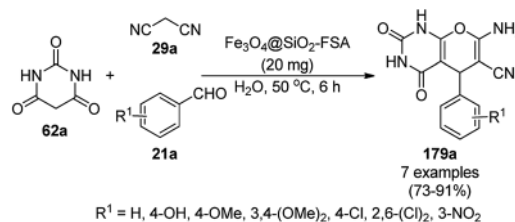
Scheme 90 Synthesis of tetrazolopyrimidines (175).

yields of the final product. The catalyst promoted Knoevenagel condensation followed by Michael addition by activating the carbonyl group of the ketone/aldehyde substrate.

$\text{Fe}_3\text{O}_4@\text{SiO}_2$ NPs functionalized with *L*-proline ($\text{Fe}_3\text{O}_4@\text{L-proline}$) catalyzed the synthesis of benzoimidazo[1,2-*a*]pyrimidines (177) and tetrahydrobenzo[4,5]imidazo[1,2-*d*]quinazolin-1(2*H*)-ones (178) (Scheme 91).¹⁸⁶ The treatment of $\text{Fe}_3\text{O}_4@\text{SiO}_2$ NPs with *L*-proline in toluene under reflux provided the final $\text{Fe}_3\text{O}_4@\text{SiO}_2@\text{L-proline}$ NPs, which were recycled up to ten times. The Gram-scale applicability of this reaction was assessed successfully with 4-nitrobenzaldehyde and 176 and 84c.

Similar to the former approach (Scheme 89), the Knoevenagel–Michael-cyclization of barbituric acid (62a), malononitrile (29a) and substituted benzaldehydes (21a) was reported by Heydari and co-workers (Scheme 92)¹⁸⁷ using silica-coated Fe_3O_4 NPs tagged with formamidinium sulfonic acid ($\text{Fe}_3\text{O}_4@\text{SiO}_2\text{-FSA}$). The catalyst was recycled up to eight times following the principles of green chemistry. The NCs were obtained *via* the successive treatment of $\text{Fe}_3\text{O}_4@\text{SiO}_2$ NPs with sulfonyl chloride and formamidinium sulfonic acid.

Thiourea dioxide-decorated hydroxyapatite-supported $\gamma\text{-Fe}_2\text{O}_3$ NP ($\gamma\text{-Fe}_2\text{O}_3@\text{HAp-TUD}$)-catalyzed Knoevenagel–Michael-cyclization for the synthesis of pyranopyrimidines (181) was achieved successfully *via* the one-pot three-component reaction of malononitrile (29a), substituted benzaldehydes (21e) and 3-

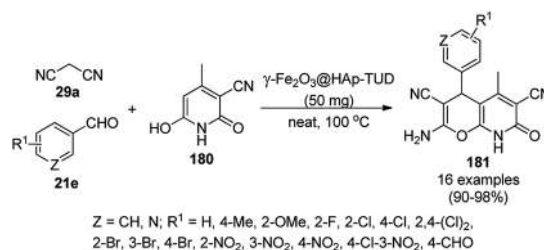
Scheme 91 Synthesis of benzoimidazo[1,2-*a*]pyrimidines (177) and tetrahydrobenzo[4,5]imidazo[1,2-*d*]quinazolin-1(2*H*)-ones (178).

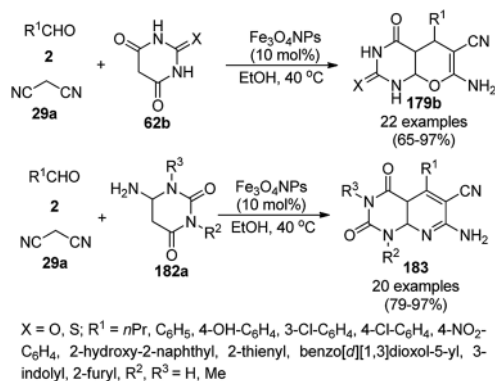
Scheme 92 Knoevenagel–Michael-cyclization of barbituric acid (62), malononitrile (29) and substituted benzaldehydes (21a).

cyano-6-hydroxy-4-methyl-pyridin-2(1*H*)-ones (180) under solvent-free conditions (Scheme 93).¹⁸⁸ The typical process for the preparation of NPs involved the coating of hydroxyapatite on Fe_2O_3 NPs followed by functionalization with hexamethylene-1,6-diisocyanate and thiourea dioxide. The present catalyst offered the advantages of high yields in shorter reaction times, avoiding the use of solvent compared other thiourea-catalyzed protocols.^{189–191}

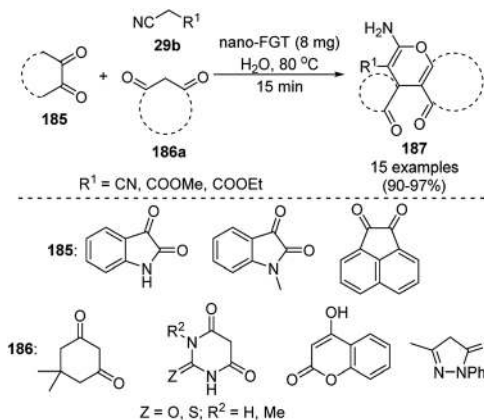
Kidwai *et al.* reported the three-component one-pot synthesis of pyrano[2,3-*d*]pyrimidines (179b)/pyridin[2,3-*d*]pyrimidines (182) from the reaction of substituted arylaldehyde (2), 29a and barbituric acid or thiobarbituric acid (62b)/uracil or *N,N'*-dimethyl uracil (182a) in ethanol at 40 °C *via* domino Knoevenagel–Michael condensation (Scheme 94).¹⁹² The nanoferrite particles were synthesized from $\text{FeSO}_4 \cdot 7\text{H}_2\text{O}$ and $\text{Fe}_2(\text{SO}_4)_3$ using ammonium hydroxide, and the nanoparticulate structure of the compound was confirmed by XRD, TEM and FTIR. Kidwai *et al.* also explored the same protocol for the synthesis of spirooxindoles using isatins, 29a and cyclic ketones. The catalyst was recycled for up to four catalytic runs with a loss of 3% of yield of the product compared to that obtained in the first catalytic run. Later, in 2016, urea (fertilizer)-based ionic liquid (IL)-stabilized Fe_3O_4 MNPs were successfully used as catalysts for the synthesis of 179b in excellent yields without the use of any solvent at 60 °C.¹⁹³ Further, in 2017, Zarei *et al.* reported the synthesis of 183 using silica-bonded *S*-sulfonic acid-supported ferromagnetic MNPs without solvent at 100 °C using 2, 29a and 2,4-diamino-6-hydroxypyrimidines.¹⁹⁴ Maleki *et al.* also reported the similar synthesis of 179b using biodegradable and eco-friendly catalysts such as cellulose-based nanocomposites anchored on Fe_3O_4 in water at rt in 76–98% yield.¹⁹⁵

Pal *et al.* reported the one-pot multicomponent synthesis of dihydropyrano[2,3-*c*]pyrazoles (184a) catalyzed by paramagnetic

Scheme 93 Synthesis of pyrano[2,3-*b*]pyridines (181) catalyzed by $\gamma\text{-Fe}_2\text{O}_3/\text{Hap}$ MNPs.



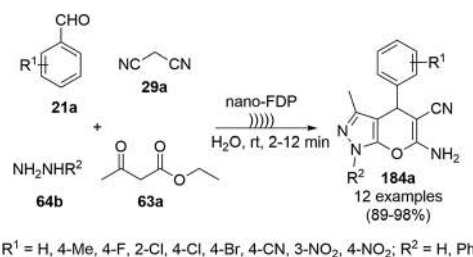
Scheme 94 Synthesis of pyrano[2,3-*d*]pyrimidines (**179b**), and pyrido[2,3-*d*]pyrimidines (**182**) catalyzed by iron nanoparticles.



Scheme 96 Nano-FGT catalyzed synthesis of spirooxindoles (**187**).

NPs such as nano-Fe₃O₄-DOPA-*L*-proline (nano-FDP) from substituted arylaldehydes (**21a**), **29a**, **63a** and hydrazine/phenyl hydrazine (**64b**) in water at rt in 89–98% yield (Scheme 95).¹⁹⁶ The NPs were prepared *via* the treatment of FeNO₂ and Fe₂SO₄ with NH₄OH followed by coating of the formed Fe₃O₄ NPs to form Fe₃O₄-DOPA nanoparticles, which were further reacted with ^tBOC-protected *L*-proline using DIPEA and HBTU to form Fe₃O₄-DOPA-BOC-*L*-proline nanoparticles. These NPs were deprotected using trifluoroacetic acid (TFA) to yield the final NPs nano-FDP. The NPs were characterized *via* FT-IR, EDX, SEM, and TEM. The *L*-proline present in nano-FDP catalyzed the formation of the cyano-imine intermediate *via* Knoevenagel condensation with aldehyde and malononitrile followed by condensation with pyrrolidinone to undergo cyclocondensation to form the target compounds. The catalyst recycling study revealed only the loss of 22% of product at the end of the fifth catalytic run. Further, Pal *et al.* also reported the catalytic use of Fe₃O₄ NPs loaded with glutathiones (nano-FGT) for the rapid synthesis of spirooxindoles (**187**) from cyclic 1,2-diones (**185**), malononitrile or cyano methyl or ethyl carboxylate (**29b**) and active methylene compounds (**186a**) using water as the solvent *via* Knoevenagel–Michael–cyclization (Scheme 96).¹⁹⁷ Previously, Varma *et al.* reported the catalytic applicability of the same nano-FGT to catalyze the Paal–Knorr reaction for the synthesis of *N*-substituted pyrroles from tetrahydro-2,5-dimethoxyfuran and amines under aqueous conditions.¹⁹⁸

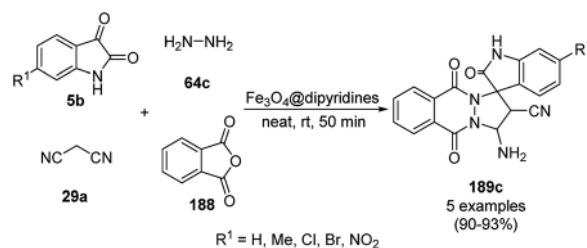
Sadeghzadeh *et al.* synthesized pyrazolophthalazinyl spirooxindoles (**189c**) using Fe₃O₄/SiO₂/propyltriethoxysilane/



Scheme 95 Nano-FDP-catalyzed synthesis of dihydropyrano[2,3-*d*]pyrazoles (**184a**).

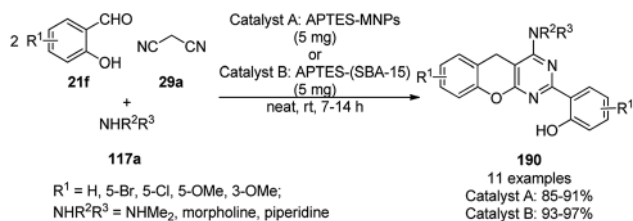
methylenedipyridine NPs from 6-substituted isatins (**5b**), **64c**, **29a** and phthalic anhydride (**188**) under solvent-free conditions in 90–93% yield (Scheme 97).¹⁹⁹ The NPs were synthesized by coating prepared Fe₃O₄ NPs on tetraethyl orthosilicate (TEOS) and their further treatment with 3-chloropropyltriethoxysilane followed by methylenedipyridine. The synthesized NPs were characterized *via* FT-IR, XRD, TGA, and TEM (30–50 nm). The catalyst was recycled several times without appreciable loss in its catalytic activity. Sadeghzadeh *et al.* also studied the amount of leached catalyst during ten consecutive reruns with the catalyst, and the present protocol exhibited the advantage of increasing the yield of the final product.

Shaterian *et al.* reported 3-aminopropyltriethoxysilane (APTES) coated on magnetic Fe₃O₄ nanoparticles [APTES-MNPs; catalyst A] or mesoporous silica SBA-15 [APTES-(SBA-15); catalyst B] as new catalysts for the synthesis of chromeno[2,3-*d*]pyrimidine derivatives (**44c**) from the reaction of substituted salicylaldehydes (**21f**), **29a** and secondary amines (**117a**) under solvent-free conditions at room temperature in 85–91% yield (Scheme 98).²⁰⁰ The role of the catalyst can be attributed to the formation of the imidine intermediate from the cyano intermediate formed by Knoevenagel condensation and Pinner reaction. The green applicability of the catalyst was proven by the recycling of the catalyst for up to five catalytic cycles without considerable decay in its activity. The reported catalysts such as lithium perchlorate (LiOCl₄),²⁰¹ and ionic liquid [bmim][BF₄],²⁰² for the synthesis of chromeno[2,3-*d*]pyrimidines [**190**; X, R¹ = H, R²-R³ = -(CH₂)₂-O-(CH₂)₂] *via* the model reaction among



Scheme 97 One-pot synthesis of pyrazolophthalazinyl spirooxindoles (**189c**) catalyzed by Fe₃O₄@dipyridines.



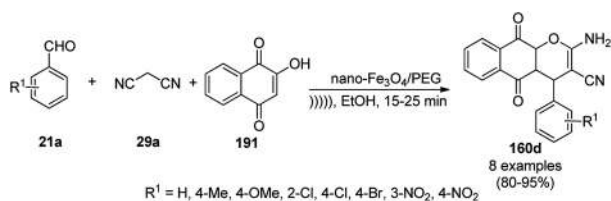


Scheme 98 Synthesis of chromeno[2,3-d]pyrimidines (190) catalyzed by Fe_3O_4 NPs.

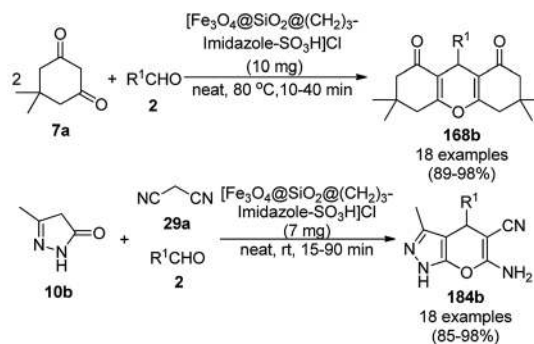
salicylaldehyde, malononitrile, and morpholine were found to be inferior in terms of yield and reaction time. Further, they have recently reported the catalytic use of (3-oxo-[1,2,4]triazolidin-1-yl)bis(butane-1-sulfonic acid) anchored on $\gamma\text{-Fe}_2\text{O}_3$ NCs for the synthesis of spiro indeno[1,2-*b*]quinoxalines using amines, isatoic anhydride, ninhydrin, and *o*-phenylene diamine.²⁰³

Safaei-Ghomi *et al.* reported the synthesis of benzo[*g*]chromenes (160d) in the presence of a catalytic amount of $\text{Fe}_3\text{O}_4/\text{PEG}$ NPs under ultrasonic conditions in ethanol at rt in 80–95% yield (Scheme 99).²⁰⁴ They synthesized Fe_3O_4 NPs from $\text{FeCl}_3 \cdot 6\text{H}_2\text{O}$ and $\text{FeCl}_2 \cdot 4\text{H}_2\text{O}$ in the presence of ammonium hydroxide at 80 °C followed by the ultrasonic-mediated treatment with sodium oleate and PEG-400 to obtain the final NPs. The structural integrity of the NPs was confirmed *via* XRD, FE-SEM, FT-IR, TGA, DLS, and VSM. The NCs were recycled five times to prove their green synthetic applications. The catalyst played a key role *via* the activation of cyanide (29a) and carbonyl of the substituted aromatic aldehyde (21a) to promote the Knoevenagel condensation.

Zolfigol *et al.* reported the synthesis of 1,8-dioxo-octahydroxanthenes (168b) from dimedone (7a) and substituted benzaldehydes (2) under solvent-free conditions at 80 °C catalyzed by an imidazole-based IL stabilized on SiO_2 -coated Fe_3O_4 MNPs as a heterogeneous acid catalyst (Scheme 100).¹⁷² The same protocol was also explored for the synthesis of dihydropyrano[2,3-*c*]pyrazoles (184b) from 29a, substituted arylaldehyde (2) and 3-methyl-1*H*-pyrazol-5(4*H*)-ones (10b) at rt in good to excellent yields. Zolfigol *et al.* synthesized Fe_3O_4 from FeCl_3 and Na_2SO_3 and further treated it with tetraethyl orthosilicate (TEOS) and (3-chloropropyl) triethoxysilane. Finally, $\text{Fe}_3\text{O}_4@(\text{SiO}_2@(\text{CH}_2)_3\text{Cl})$ was reacted with imidazole and chlorosulfonic acid to obtain the final MNPs, which were fully characterized *via* spectroscopic techniques such as FT-IR, and



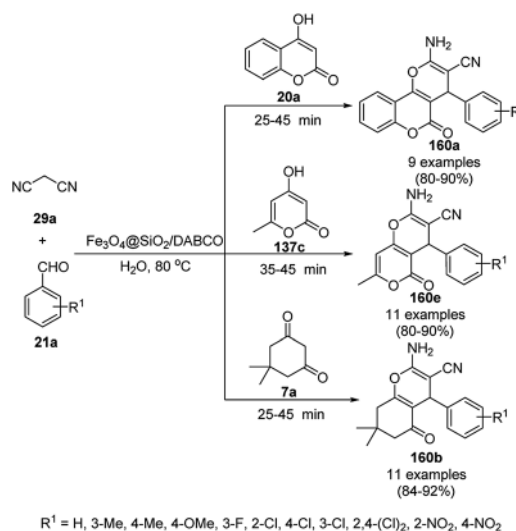
Scheme 99 Synthesis of benzo[*g*]chromenes (160d) using nano- $\text{Fe}_3\text{O}_4/\text{PEG}$.



Scheme 100 Synthesis of 1,8-dioxo-octahydroxanthene (168b) and dihydropyrano[2,3-*c*]pyrazole derivatives (184b) catalyzed by MNPs.

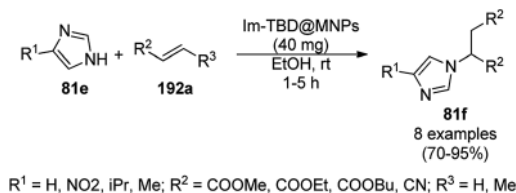
TGA, DTA, EDX, XRD, SEM, TEM and AFM analysis. The developed protocol exhibits the advantage of short reaction time, good yield and low catalytic loading.²⁰⁵ The nitrogen adsorption-desorption isotherms using Brunauer-Emmett-Teller (BET) analysis of Fe_3O_4 and the MNPs revealed that the MNPs have a higher surface area compared to Fe_3O_4 . The recyclability of the catalyst was demonstrated by the authors for up to six catalytic cycles without appreciable loss in its catalytic activity.

Kiasat *et al.* reported the one-pot synthesis of pyran annulated heterocyclic compounds (160a/e/b) under aqueous conditions catalyzed by double-charged MNPs composed of diazabicyclo[2.2.2]octane chloride silica hybrid, $\text{Fe}_3\text{O}_4@(\text{SiO}_2/\text{DABCO})$ at 80 °C (Scheme 101) *via* the three-component reaction of substituted aldehydes (21a), malononitrile (29a) and 1,3-diketone (20a/137c/7a).²⁰⁶ The MNPs were prepared following an improved chemical co-precipitation method²⁰⁷ using



Scheme 101 Synthesis of 4*H*-benzo[*b*]pyran derivatives (160a/e/b) catalyzed by $\text{Fe}_3\text{O}_4@(\text{SiO}_2/\text{DABCO})$.



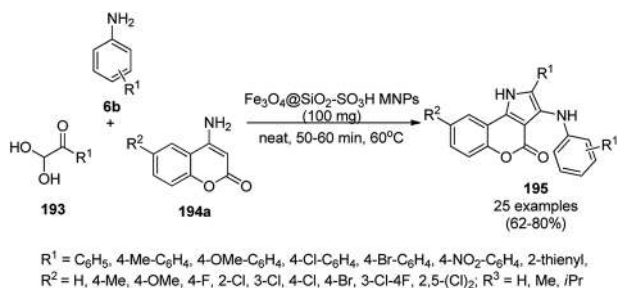


Scheme 102 Synthesis of *N*-alkylated imidazoles (**81f**) catalyzed by Im-TBD@MNPs.

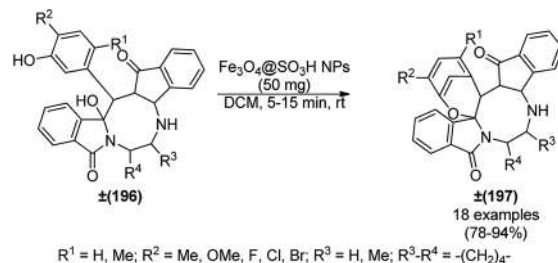
$\text{FeCl}_2 \cdot 4\text{H}_2\text{O}$ and $\text{FeCl}_3 \cdot 6\text{H}_2\text{O}$. Bis(*n*-propyltrimethoxysilane)-1,4-diazoniabicyclo [2.2.2]octane chloride (BPTDABCOCl) was synthesized by the authors using DABCO and 3-chloropropyltrimethoxysilane (CPTMS).²⁰⁸ Subsequently, the Fe_3O_4 MNPs and BPTDABCOCl were reacted at 80 °C in water-ethanol co-solvent *via* the sol-gel process to obtain the target double-charged MNPs. The synthesized MNPs were well characterized *via* FT-IR, XRD, SEM, TEM, VSM, TGA, and DTA. Since they were magnetic in nature, the MNPs were recovered using a magnet and reused.

Xu *et al.* reported the catalytic use of *N*-alkylated imidazoles (**81f**) *via* the aza-Michael addition of substituted imidazoles (**81e**) with alkenes (**192a**) using 1,5,7-triazabicyclo[4.4.0]dec-5-ene (TBD)-modified magnetite NPs (Im-TBD@MNPs) under mild conditions (Scheme 102).²⁰⁹ The same catalyst was also explored for the aza-Michael addition of amines to α,β -enones and for the synthesis of *N,N'*-substituted ureas successfully. The target NPs were prepared *via* the treatment of Fe_3O_4 @ SiO_2 NPs with CPTES, 3-(3-chloropropyl)imidazole and TBD. These reactions could be catalyzed by the ionic counterparts of Im-TBD@MNPs.

Indole- and pyrrole-fused coumarin derivatives have been reported as HIV-1 integrase inhibitors,²¹⁰ anti-cancer agents²¹¹ and immunomodulators.²¹² Pramanik *et al.* reported the synthesis of functionalized pyrrole-fused coumarins (**195**) using Fe_3O_4 @ SiO_2 - SO_3H as the catalyst from the fusion of the aryl or heteroaryl glyoxal monohydrates (**193**), arylamines (**6b**) and 4-aminocoumarins (**194a**, Scheme 103). The reusability of the Fe_3O_4 @ SiO_2 - SO_3H MNPs *via* magnetic separation was found to be altered after the seventh catalytic run.²¹³ Previously, they also reported the catalytic use of Fe_3O_4 @ SO_3H NPs for the synthesis of dihydrofuran-based cyclooctanoids (**197**) *via* the dehydration of cyclooctanoids (**196**) at rt in a shorter reaction time (Scheme



Scheme 103 Synthesis of arylamine-substituted chromeno[4,3-*b*]pyrrol-4(1*H*)-ones (**195**).²¹³

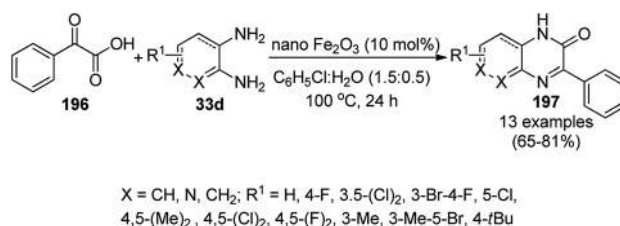


Scheme 104 Fe_3O_4 @ SO_3H NP-catalyzed synthesis of diaza-cyclooctanoids (**197**).

104).²¹⁴ Shiri *et al.* reported the use of the same catalyst for the green synthesis of pyrrolo[1,2-*a*]pyrazines *via* the three-component reaction of ethylenediamine, dimethyl acetylenedicarboxylate, and β -nitrostyrene.²¹⁵

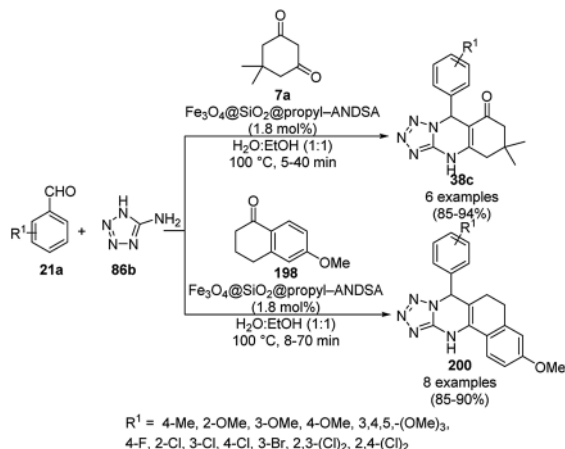
The reaction between α -keto acids such as 2-oxo-2-phenylacetic acid (**196**) and various aryl-1,2-diamines (**33d**) produced 3-phenylquinoxalin-2(1*H*)-one (**197**) and 2-phenylbenzo[*d*]imidazoles. Phan *et al.* reported the selective synthesis of **197** over 2-phenylbenzo[*d*]imidazoles employing superparamagnetic Fe_2O_3 nanoparticles (NPs) as a recyclable heterogeneous catalyst (Scheme 105).²¹⁶ Several attempts were made using a mixture or combination of solvents, and $\text{C}_6\text{H}_5\text{-Cl} : \text{H}_2\text{O}$ (1.5 : 0.5) was found to be the best condition for the selective synthesis of **197**. These catalytic nanoparticles were recovered by magnetic decantation and their activity was maintained up to the ninth catalytic cycle. The XRD studies of these nanoparticles also revealed that the structure of the catalyst was retained even after the ninth catalytic run compared to the fresh unused magnetic NPs.

Ghorbani-Vaghei *et al.* reported the one-step, green and mild synthesis of tetrahydrobenzo[*h*]tetrazolo[5,1-*b*]quinazolines (**199**) and tetrahydrotriazolo[1,5-*a*]quinazolines (**200**) from 5-aminotetrazole (**86b**), aldehydes (**21a**), and 6-methoxy-3,4-dihydronaphthalen-1(2*H*)-one (**198**) or dimedone (**7a**) in the presence of 7-aminonaphthalene-1,3-disulfonic acid-functionalized magnetic Fe_3O_4 nanoparticles, *viz.* Fe_3O_4 @ SiO_2 @propyl-ANDSA (1.8 mol%), as the catalyst in $\text{H}_2\text{O} : \text{EtOH}$ (1 : 1) at 100 °C (Scheme 106).²¹⁷ The catalyst was obtained *via* the coprecipitation of Fe_3O_4 , followed by silica coating using tetraethyl-orthosilicate (TEOS) and (3-chloropropyl)triethoxysilane to give chloro-functionalized Fe_3O_4 @ SiO_2 @Cl



Scheme 105 Reactions of 2-oxo-2-phenylacetic acid (**196**) with substituted benzene-1,2-diamines (**33d**) in the presence of superparamagnetic Fe_2O_3 NPs.²¹⁶

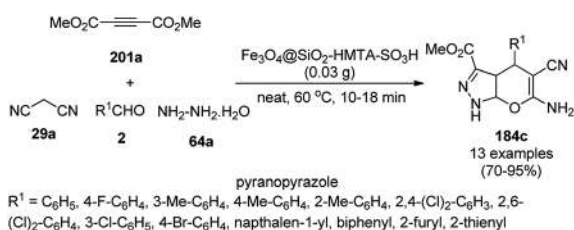




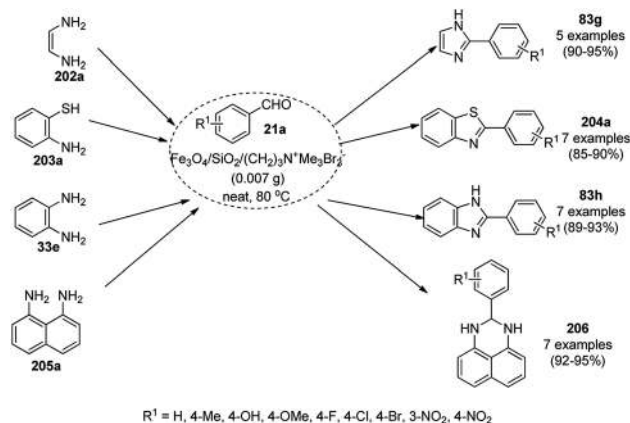
Scheme 106 $\text{Fe}_3\text{O}_4@/\text{SiO}_2@/\text{propyl-ANDSA}$ -catalyzed one-pot synthesis of tetrahydrobenzo[h]tetrazolo[5,1-b]quinazolines (199) and tetrahydrotetrazolo[1,5-a]quinazolines (200).

MNPs, which were further reacted with 7-aminonaphthalene-1,3-disulfonic acid (ANDSA) to yield the final NPs. These NPs were finally characterized *via* SEM, TEM, FTIR, EDX, TGA, and VSM.

Ghorbani-Vaghei *et al.* also reported the synthesis of new magnetic catalysts $\text{Fe}_3\text{O}_4@/\text{SiO}_2\text{-HMTA-SO}_3\text{H}$ by reacting silica-coated Fe_3O_4 magnetic nanoparticles with (3-chloropropyl)triethoxysilane, hexamethylenetetramine and chlorosulfonic acid. Using this catalyst with a low loading, pyranopyrazole derivatives were synthesized by fusing four components, acetylene dicarboxylate (201a), malononitrile (29), 2, and 64a, without the use of solvent in a shorter reaction time (10–18 min, Scheme 107).²¹⁸ The authors claimed the superiority of the $\text{Fe}_3\text{O}_4@/\text{SiO}_2\text{-HMTA-SO}_3\text{H}$ -catalyzed synthesis considering its faster and greener reaction with good yields and feasible recovery of the catalyst assisted by an external magnet compared to other reported protocols.^{219–221} However, the recyclability of the catalytic system was found to decrease significantly after the fourth catalytic cycle. Salehzadeh *et al.* reported the catalytic use of a molybdenum Schiff-base complex supported on $\text{Fe}_3\text{O}_4@/\text{SiO}_2$ NPs for the synthesis of pyranopyrazoles using different approaches mediated by benzaldehyde, malononitrile, and 3-methyl-1-phenyl-2-pyrazolin-5-one under solvent-free conditions at rt.²²² Recently, they also reported pyridinium tribromide ionic liquid-supported silica coated ferrite NPs for the efficient



Scheme 107 Synthesis of pyranopyrazole derivatives (184c) using $\text{Fe}_3\text{O}_4@/\text{SiO}_2\text{-HMTA-SO}_3\text{H}$ as the catalyst.



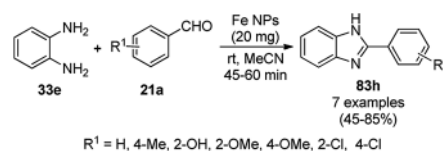
Scheme 108 $\text{Fe}_3\text{O}_4@/\text{SiO}_2/(\text{CH}_2)_3\text{N}^+\text{Me}_3\text{Br}_3$ -catalyzed synthesis of 2-aryl imidazoles (83g)/benzothiazoles (204a)/benzimidazoles (83h)/spermidine (206) derivatives.

synthesis of 4-phenyl pyrimidines from triethoxy methane, ammonium acetate and substituted acetophenones.²²³

Yavari *et al.* reported the synthesis of 2-aryl imidazoles (83g)/benzothiazoles (204a)/benzimidazoles (83h)/spermidine (206) derivatives *via* cyclocondensation with aromatic aldehydes catalyzed by functionalized magnetic core NPs ($\text{Fe}_3\text{O}_4@/\text{SiO}_2/(\text{CH}_2)_3\text{N}^+\text{Me}_3\text{Br}_3$) under solvent-free conditions at 80°C in 89–95% yield (Scheme 108).²²⁴ The NPs were prepared *via* the coprecipitation of ferrous ($\text{FeSO}_4 \cdot 7\text{H}_2\text{O}$) and ferric salts ($\text{FeCl}_3 \cdot 7\text{H}_2\text{O}$) with NH_4OH followed by coating with silica using the Stöber process, grafting with aminopropylsilanes and coupling with methyl iodide and tribromide (KBr/Br_2). The prepared NPs were characterized *via* TEM, XRD, FTIR, and VSM. The recyclability of the catalyst was studied up to seven catalytic runs without any catalytic decay.

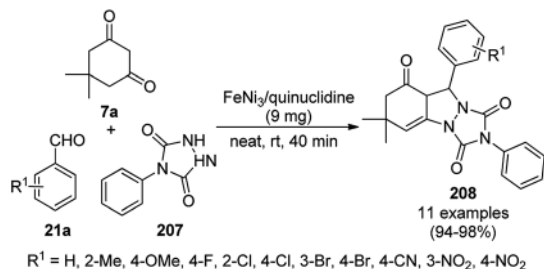
Kumar *et al.* fabricated the iron oxide NPs for the preparation of 2-arylbenzimidazoles (83h) *via* the cyclocondensation of *o*-phenylenediamine (33e) and various substituted benzaldehydes (21a) in 45–85% yield (Scheme 109).²²⁵ The iron oxide NPs were prepared from $\text{FeCl}_3 \cdot 2\text{H}_2\text{O}$ and aqueous extract of *Passiflora tripartita* var. *mollissima* fruit. The flavonoid glycosides present in the extract led to the formation of Fe_3O_4 NPs *via* the oxidation of $\text{Fe}(\text{OH})_3$, as characterized by the formation of a dark black-colored mixture. These solid NPs were further characterized *via* TEM (25 nm), DLS, FT-IR, XRD, and UV-Vis. The reusability of the catalyst was tested up to five times following the separation of the FeNPs *via* magnetic separation, and washing with ethanol followed by activation.

Sadeghzadeh *et al.* reported quinuclidin-3-thiol supported on propylsilane-functionalized silica-coated FeNi_3



Scheme 109 Synthesis of 2-aryl benzimidazoles (83h) from *o*-phenylenediamine (33e) and aryl aldehydes (21a) catalyzed by Fe NPs.

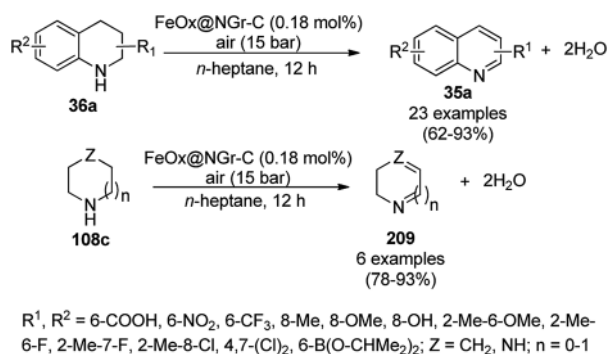




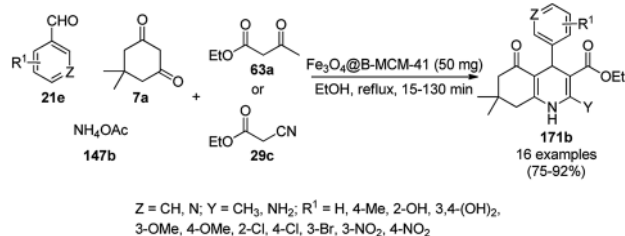
Scheme 110 Green one-pot synthesis of triazolo[1,2-*a*]indazole-triones (**208**) catalyzed by FeNi₃/quinuclidine.

nanoparticles (FeNi₃/quinuclidine) as a novel catalyst for the synthesis of triazolo[1,2-*a*]indazole-triones (**208**) from dime-done (**7a**), substituted benzaldehyde (**21a**), and 4-phenylurazole (**207**) under solvent-free conditions in 40 min in excellent yields (Scheme 110).²²⁶ The catalyst was prepared *via* the co-precipitation method using FeCl₂·4H₂O and NiCl₂·6H₂O salts in NH₄OH followed by treatment with TEOS to obtain FeNi₃/SiO₂ NPs. These NPs were then reacted with 3-chloropropyltriethoxysilane and quinuclidin-3-thiol to obtain the final NPs. The structural integrity of the final NPs was confirmed *via* powder XRD, TEM, FTIR, TGA, and VSM. The green applicability of these NCs was demonstrated by recycling them eight times in organic transformations. The role of the catalyst was proposed by Sadeghzadeh *et al.* to mediate the formation of hydrogen bonds between the nucleophilic nitrogen of quinuclidine and hydrogen of **7a** and urazole.

Beller *et al.* formulated a new type of catalyst iron oxides covered with nitrogen (1,10-phenanthroline) doped-graphene shells supported on carbon FeO_x@NGr-C for the synthesis of substituted quinolines (**36a**) *via* the aerial oxidation of 1,2,3,4-tetrahydroquinolines (**108c**) in *n*-heptane (Scheme 111).²²⁷ A similar protocol was also extended to the synthesis of pharmaceutically relevant intermediates and oxidation of secondary alkyl amines to imines. The catalyst was synthesized using iron acetate and 1,10-phenanthroline as the nitrogen doping agent and graphene precursor, followed by pyrolysis and selective leaching, and the NCs were characterized *via* HRTEM, HAADF, XPS, and XRD. The recycling of the catalyst was studied for up to five cycles with a gradual decrease in its catalytic activity.



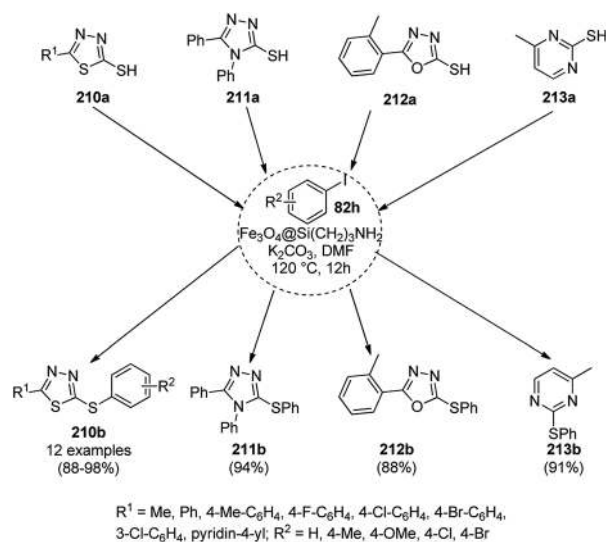
Scheme 111 Oxidation of tetrahydroquinoline, piperidine and piperazine catalyzed by FeO_x@NGr-C.



Scheme 112 Synthesis of polyhydroquinolines (**171b**) using Fe₃O₄@B-MCM-41 as a new catalyst.

Abdollahi-Alibeik *et al.* reported the use of Fe₃O₄@B-MCM-41 for the synthesis of polyhydroquinolines (**171b**) from **7a**, aromatic aldehyde (**21e**), ethyl acetoacetate (**63a**) or active methylene compounds (**29c**), and ammonium acetate (**147b**) under reflux in ethanol in 75–92% yield (Scheme 112).²²⁸ Fe₃O₄ NPs were prepared *via* co-precipitation using FeCl₂·4H₂O and FeCl₃·H₂O, which were further treated with cetyltrimethylammonium bromide (CTAB), boric acid, aqueous ammonia, and tetraethyl orthosilicate followed by calcination at high temperature to obtain the final NPs, Fe₃O₄@B-MCM-41. The NPs were further characterized *via* VSM, FT-IR, SEM, TEM, XRD and BET analysis. The recyclability of the catalyst was studied for up to three times without any decay in its activity.

Yanhong Liu *et al.* synthesized Fe₃O₄@Si(CH₂)₃NH₂ NPs from ferric aminopropyltriethoxysilane acetoacetate, oleylamine and benzyl ether to obtain Fe₃O₄ NPs, followed by coating with APTES. The nano-behavior of the synthesized NPs was confirmed *via* TEM, XRD, XPS and FT-IR. These NPs were applied for the *S*-arylation of substituted thiols containing 1,3,4-thiadiazole (**210a**), 1,3,4-triazole (**211a**), 1,3,4-oxadiazole (**212a**) and pyrimidine (**213a**) with aryl iodide (**82h**) using Fe₃O₄@Si(CH₂)₃NH₂ NPs in DMF at 120 °C in excellent yields (Scheme 113).²²⁹ The magnetic NPs were recycled for up to five catalytic



Scheme 113 *S*-Arylation of heteroaromatic thiols using aryl iodides (**82h**) catalyzed by Fe₃O₄@Si(CH₂)₃NH₂ NPs.



runs successfully, where only 5% yield of the final product was lost compared to that of the first catalytic run.

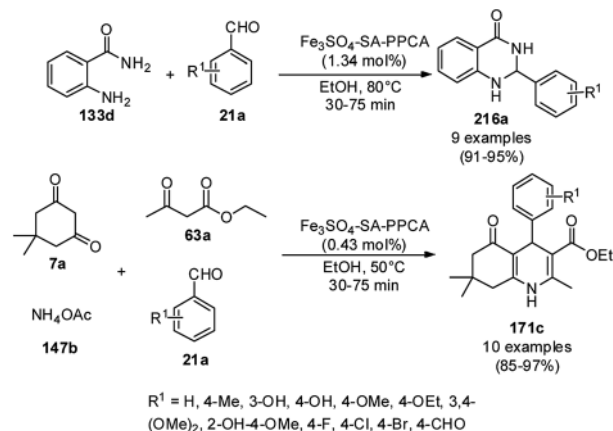
Basavegowda *et al.* synthesized ferromagnetic Fe₃O₄ NPs following a green synthetic approach involving the ultrasonication of an Fe₂O₃ solution and leaf extract of *Perilla frutescens*.²³⁰ The change in color of the reaction mixture of iron oxide and leaf extract of *P. frutescens* from light red to dark brown indicated the reduction of Fe³⁺ to Fe²⁺ by the flavanoids and phenolic compounds present in the leaf extract. These NPs were characterized *via* UV-Vis, SAM, TEM, XRD, XPS, VSM, EDRX, TGA and FT-IR. The Fe₃O₄ nanoparticle-catalyzed synthesis of various pyrrolo[3,4-*c*]quinoline-1,3-diones (**215**) with β-ketoarylamides (**214**) and substituted isatins (**5a**) under reflux in toluene is highlighted in the following scheme (Scheme 114). The reuse of the NPs was demonstrated in the recycling experiment for up to five catalytic runs with 86% yield of the synthetic target.

Ghorbani-Choghamarani *et al.* synthesized piperidine-4-carboxylic acid (PPCA)-functionalized Fe₃O₄ nanoparticles (Fe₃O₄-PPCA) *via* the co-precipitation of iron oxide in the presence of PPCA followed by the grafting of chlorosulfonic acid to obtain the final NPs (Fe₃O₄-SA-PPCA).²³¹ The NPs were employed for the synthesis of 2,3-dihydroquinazolin-4(1*H*)-ones (**216a**) from anthranilamide (**133d**), benzaldehyde (**21a**) in EtOH at 80 °C in 91–95% yield (Scheme 115) and explored for the synthesis of polyhydroquinolines (**171c**) from **7a**, **63a**, aromatic aldehydes (**21a**) and **147b** at 50 °C in 85–97% yield. The commercial applicability of the catalyst was explored with respect to recycling of the MNPs for up to six catalytic reruns. Further they also compared previously reported catalytic protocols for the synthesis of **216a**^{232–234} and **171c**^{235–238} derivatives, and claimed that the Fe₃O₄-SA-PPCA-catalyzed protocol is a transitional metal-free approach with higher yields in shorter times.

Safaei-Ghomi *et al.* reported the synthesis of FeNi₃-ILs MNPs by capping of nano FeNi₃ generated *via* the co-precipitation of FeCl₂·4H₂O and NiCl₂·6H₂O with tetraethyl orthosilicate (TEOS) followed by chlorosulfonic acid and ethanolamine.²³⁹ Further, they characterized the NPs *via* SEM, XRD, FT-IR, and VSM. The synthesis of tetrahydrodipyrazolo pyridines (**217**) was performed *via* the multicomponent reaction (MCR) among **63a**, **64a**, substituted arylaldehyde (**21a**) and **147b** under reflux in ethanol (Scheme 116). The catalyst could be recycled several times for the synthesis of tetrahydrodipyrazolo pyridines without appreciable loss in the yield of the final product. The catalyst played a vital role *via* interaction with the substrate using its free hydroxyl and ammonium ions. Further, in the



Scheme 114 Synthesis of pyrrolo[3,4-*c*]quinoline-1,3-diones (**215**) using Fe₃O₄ NPs.

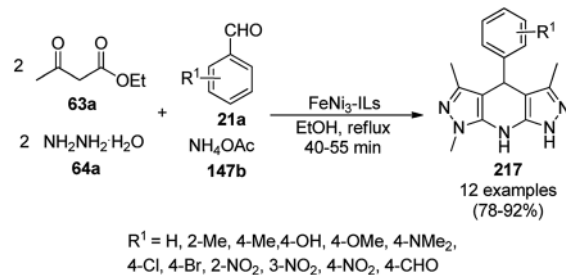


Scheme 115 Synthesis of 2,3-dihydroquinazolin-4(1*H*)-ones (**216a**) and polyhydroquinolines (**171c**).

same year, they also reported the synthesis of pyrans using Fe₃O₄ NPs supported on polyhedral oligomeric silsesquioxane NCs in ethanol.²⁴⁰

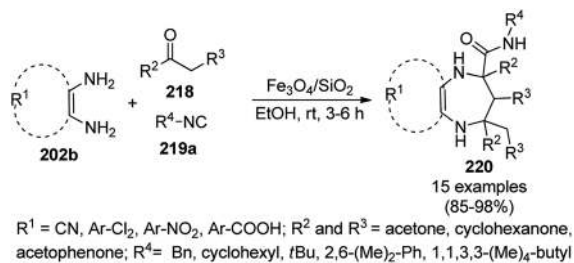
Ali Maleki reported the silica-supported magnetic MNP (Fe₃O₄/SiO₂)-catalyzed synthesis of benzodiazepines or diazepines (**220**) from 1,2-diamine (**202b**), linear/cyclic ketone (**218**) and isocyanide (**219a**) in ethanol at rt in 85–98% yield (Scheme 117).²⁴¹ The MNPs were prepared using Fe₃O₄ NPs and TEOS, and characterized *via* TEM. Using asymmetric *o*-phenylene diamine, Ali Maleki reported the regioselective synthesis of benzodiazepine with the formation of a single isomer. The recycling of the NPs for up to six subsequent runs for the synthesis of the target compound using the recovered catalyst from *o*-phenylene diamine, acetone, benzoyl isocyanide demonstrated the stability of these NPs with respect to their catalytic potential.

Maleki *et al.* reported Fe₃O₄@SiO₂-CO-C₆H₄-NH₂ as a new catalyst for the ultrasonic wave-mediated, rapid synthesis of pyridoimidazoisoquinolines (**221**) from *o*-phthalaldehyde (**21g**), trimethyl silane cyanide (**169b**) and 2-amino pyridines (**150a**) in ethanol in excellent yields (Scheme 118).²⁴² The Fe₃O₄@SiO₂ NPs were prepared and functionalized with 4-amino benzoyl chloride, which characterized *via* SEM, EDX, TGA and DTA. The heterogeneous catalyst was recycled consecutively for up to five runs without decay in its catalytic activity.

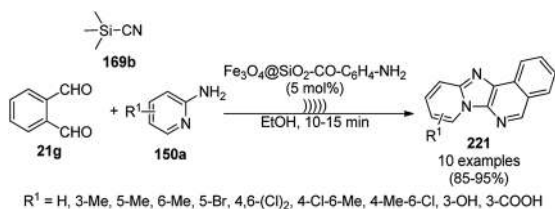


Scheme 116 FeNi₃-ILs catalyzed synthesis of the tetrahydrodipyrazolo pyridines (**217**).





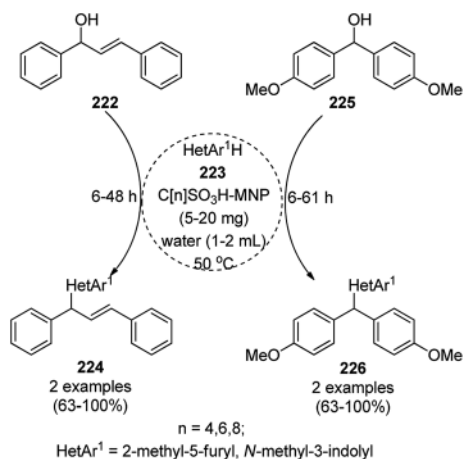
Scheme 117 Synthesis of diazepines (220) catalyzed by $\text{Fe}_3\text{O}_4/\text{SiO}_2$ NPs.



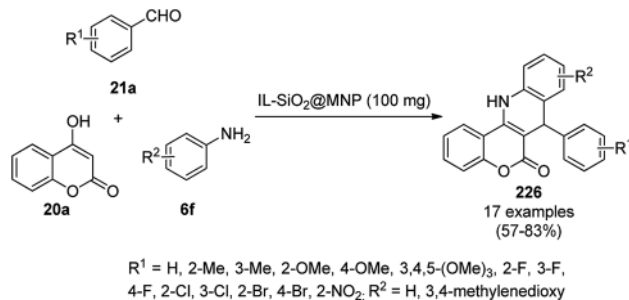
Scheme 118 Synthesis of pyrido[2',1':2,3]imidazo[4,5-c]isoquinolines (221) reported by Maleki *et al.*

Yilmaz and Sayin reported the synthesis of Fe_3O_4 NP-decorated calyx[*n*]sulfonic acid $\text{C}[n]\text{SO}_3\text{H-MNP}$ by adorning Brønsted acidic calix[*n*]arenes with [3-(2,3-epoxypropoxy)propyl]-trimethoxysilane-coated Fe_3O_4 NPs. Further, these NPs were used for the nucleophilic substitutions of *sec*-alcohols such as (*E*)-1,3-diphenylprop-2-en-1-ol (222) and bis(4-methoxyphenyl)methanol (225) with heterocyclic scaffolds (223) such as 2-methylfuran and *N*-methylindole (Scheme 119) in water.²⁴³ The catalyst was separated by magnetic decantation and recycled several times.

Iron oxide NPs prepared *via* co-precipitation of Fe^{2+} and Fe^{3+} salts in alkaline medium were loaded with silica and 1-butyl-3-(3-trimethoxypropyl)-1*H*-imidazol-3-ium chloride to prepare IL-loaded superparamagnetic MNPs ($\text{IL-SiO}_2\text{@MNP}$, Scheme 120) by Mahadvi *et al.*²⁴⁴ These recyclable MNPs were used for the



Scheme 119 Fe_3O_4 NP-decorated calix[*n*]arene sulfonic acid-catalyzed nucleophilic substitution of alcohols.



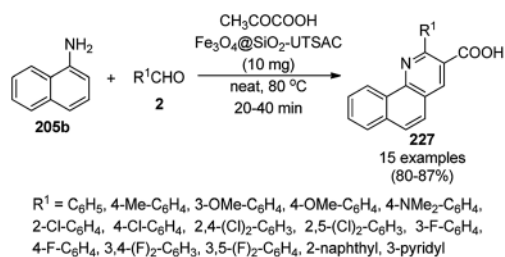
Scheme 120 Synthesis of 6*H*-chromeno[4,3-*b*]quinolin-6-ones (226).

synthesis of 6*H*-chromeno[4,3-*b*]quinolin-6-ones (226) *via* the multi-component reaction of 4-hydroxycoumarin (20a), aniline or 3,4-methylenedioxyaniline (6f) and substituted benzaldehydes (21a). Further, they reported the synthesis of pyrano[3,2-*c*:5,6-*c'*]dichromene-6,8-diones from 4-hydroxy coumarin and benzaldehydes using DABCO-modified super-paramagnetic iron oxide NPs (SPIONs) in aqueous ethanol at 80 °C.²⁴⁵

The interesting synthesis of 2-aryl-quinoline-4-carboxylic acids (227) was reported by Zolfigol and co-workers (Scheme 121).²⁴⁶ The condensation of α -naphthyl amine (205b) with aryl aldehydes (2) formed an imine intermediate, which reacted with pyruvic acid to undergo cyclization–dehydration assisted by silica-coated Fe_3O_4 MNPs ligated with urea-based thiazolium sulfonic acid chloride ($\text{Fe}_3\text{O}_4\text{@SiO}_2\text{-UTSAC}$). $\text{Fe}_3\text{O}_4\text{@SiO}_2$ MNPs prepared by the treatment of Fe_3O_4 NPs with tetraethyl ortho-silicate (TEOS) were treated with a urea-based ligand followed by salt formation using chlorosulfonic acid to furnish the final NPs. The catalysts were successfully recycled for up to six runs using an external magnet.

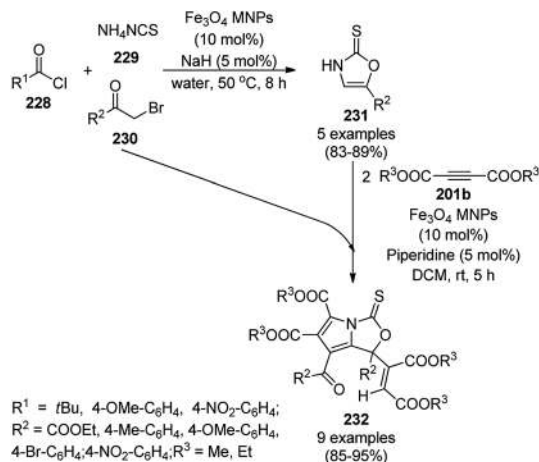
Fe_3O_4 MNPs, which were prepared *via* the reduction of ferrous and ferric salt aqueous extracts of dried clover leaves, were found to catalyze the synthesis of oxazoles (231) from the cyclocondensation of acyl chloride (228), ammonium thiocyanate (229) and substituted α -bromo ketones (230, Scheme 122).²⁴⁷ Further, 231 together with 230 and activated acetylenic dicarboxylates (201b) were used in the MNP-catalyzed synthesis of 1*H*-pyrrolo-[1,3]-oxazoles (232), which showed promising anti-oxidant activity.

Jagadeesh and colleagues developed a catalytic protocol involving iron oxide NP nitrogen-doped graphene layer ($\text{Fe}_2\text{O}_3\text{-N,C}$)-catalyzed aerial oxidation for the green synthesis of nitriles



Scheme 121 Synthesis of 2-aryl-quinoline-4-carboxylic acids (227) catalyzed by $\text{Fe}_3\text{O}_4\text{@SiO}_2\text{-UTSAC}$.





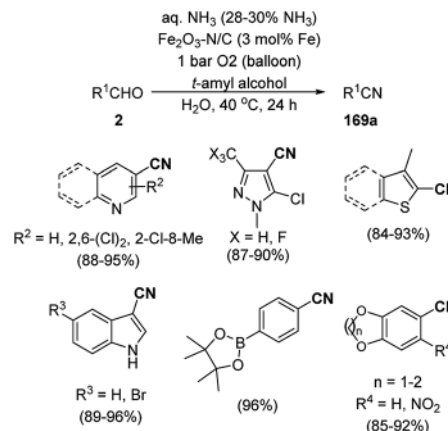
Scheme 122 Fe₃O₄ MNP-catalyzed synthesis of 1H-pyrrolo-[1,3]-oxazoles (232).

(169a) from carbaldehydes (2) (Scheme 123) under aqueous conditions using aqueous ammonia and *t*-amyl alcohol.²⁴⁸ It was also explored for the synthesis of amides using heterocyclic amides at 120 °C and 10 bar in air from 2. The NCs were synthesized *via* the deposition of Fe(II)(1,10-phenanthroline)₃(OAc)₂ on organic Vulcan XC 72R following their previously reported protocol.²⁴⁹ Further, the scalability of this protocol was assessed using 1–5 g of 2 successfully. The durability of the catalysts was demonstrated in a recycling experiment for up to six re-runs with consistent catalytic action without leaching of iron (ICP).

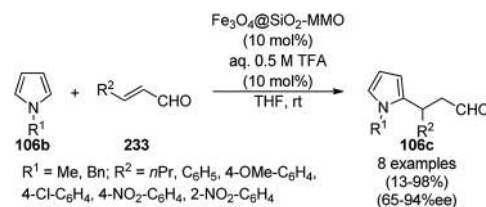
Pericàs *et al.* anchored the first generation alkynyl Macmillan catalyst on azide-linked Fe₃O₄@SiO₂ NPs *via* CuI-catalyzed azide alkyne [3 + 2] cycloaddition (CuAAC) or click reaction and reported its catalytic use for the Friedel–Crafts alkylation of pyrrole (106b) with α,β-enal derivatives (233) (Scheme 124) to synthesize pyrrol-2-propanals (106c) in moderate to excellent enantiomeric excess (ee).²⁵⁰ The quantitative recovery of the MNPs under an external magnetic field enabled the recycling of the NCs for up to six runs, but a reduction in catalytic performance was observed, which was attributed to the loss of its structural integrity.

Silica-coated γ-Fe₂O₃ anchored with dodecyl benzene sulfonic acid (γ-Fe₂O₃@SiO₂-DDBSA) was used as a catalyst in the one-pot synthesis of spiro[chromeno[2,3-d]pyrimidine-5,3'-indoline] (234) or spiro[acenaphthylene-1,5'-chromeno[2,3-d]pyrimidine] (236) *via* the condensation of cyclic diones (7c), (thio)barbituric acids (62b) and *N*-substituted isatins (5b) or acenaphthenequinones (235, Scheme 125) in aqueous solution under reflux.²⁵¹ γ-Fe₂O₃ coated with silica was functionalized with dodecyl benzene sulfonic acid *via* ultrasonication. The highly recyclable catalyst was reused for up to six runs, maintaining its structural integrity (TEM and ICP-AES).

The Fe₃O₄ NP-catalyzed cyclocondensation of isatoic anhydride (145), aliphatic and arylamines (117d) and aromatic carbaldehydes (21a) *via* sequential ring opening-decarboxylation-cyclization led to the synthesis of diverse 3-dihydroquinazolin-4(1H)-ones (216b) in water (Scheme 126).²⁵² The catalyst was



Scheme 123 Synthesis of cyano-heterocycles (169a) from heterocyclic carbaldehydes (2) catalyzed by Fe₂O₃-N/C.



Scheme 124 Friedel–Crafts alkylation of pyrroles (106b) using α,β-enal compounds (233).

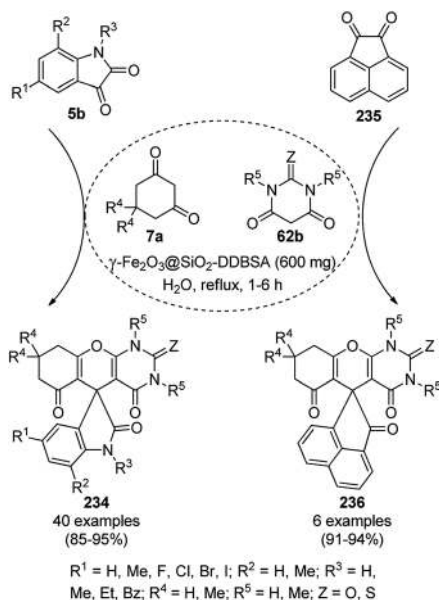
separated using a magnetic stirrer and demonstrated to be durable for up to five runs, resulting in 75–80% yield of 216b (R¹, R² = Ph).

Halloysite nanotubes, natural aluminosilicate clay, were loaded with Fe₃O₄ NPs followed by linking with 3-chloropropyltrimethoxysilane (CPTMS) and poly(ethylene imine) to obtain poly(ethylene imine)-tagged silica-coated ferric oxide loaded on halloysite nanotubes (Fe₃O₄@HNTs-PEI). These NPs were used as catalysts in the organic transformation of malononitrile (29a), aldehydes (2), hydrazine hydrate (64a) and methyl acetoacetate (63e) into dihydropyrano[2,3-*c*]pyrazoles (237, Scheme 127).²⁵³ The catalyst was recycled up to eight times with 90–96% product yield. The amino-functionalized catalyst played the key role in HB formation or ionic interaction with the reactants or formed intermediates.

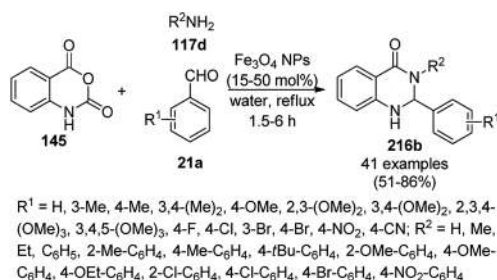
Shadjou and Hasanzadeh reported the catalytic use of amino-tagged silica coated with Fe₂O₃ NPs for the synthesis of 2,4-diphenylpyrido[4,3-*d*]pyrimidines (239) from benzamidine hydrochloride (174c) and 3,5-dibenzylidenepiperidin-4-one (238) (Scheme 128).²⁵⁴ The catalyst was recycled up to five times without loss in its catalytic performance. Here, the catalyst could catalyze the synthetic transformation by acting as a base and helping in cyclization and aromatization. The reaction performed in the presence of alkali in EtOH yielded some dihydropyrimidine derivatives; however, the critical role of the catalyst in this organic transformation was not clarified.

Recently, Shirini *et al.* reported γ-Fe₂O₃@SiO₂ NPs tagged with bis-[(3-aminopropyl)triethoxysilane]dichloride (γ-



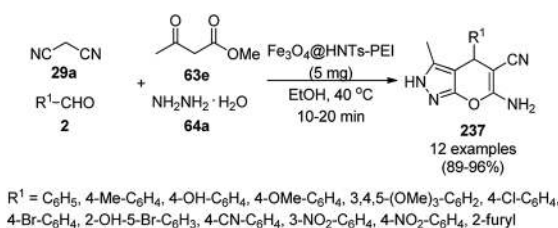


Scheme 125 One-pot synthesis of spiro[chromeno[2,3-d]pyrimidine-5,3'-indoline] (**234**) and spiro[acenaphthylene-1,5'-chromeno[2,3-d]pyrimidine] (**236**).

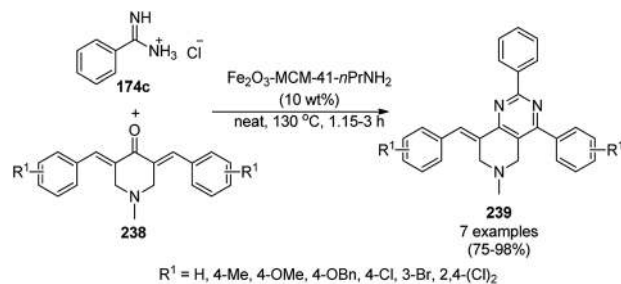


Scheme 126 Synthesis of 2,3-dihydroquinazoli-4(1H)-ones (**216b**) catalyzed by Fe₃O₄ MNPs.

Fe₂O₃@SiO₂@[Bis-APTES]Cl₂-NPs) as a recyclable catalyst with a low catalytic loading for the solvent-free synthesis of 1,2,4-triazolopyrimidines (**240**) and quinazolinones (**241**) via the condensation of 2-amino-1,2,4-triazole (**90b**) with benzaldehydes (**21a**) and malononitrile (**29a**) or cyclic diones (**7b**, Scheme 129).²⁵⁵ The $\gamma\text{-Fe}_2\text{O}_3\text{@SiO}_2\text{@[Bis-APTES]Cl}_2\text{-NPs}$ were obtained by coating silica-coated magnetic NPs with bis-[(3-aminopropyl)triethoxysilane]dichloride obtained from 3-APTES with 1,4-dichlorobutane.



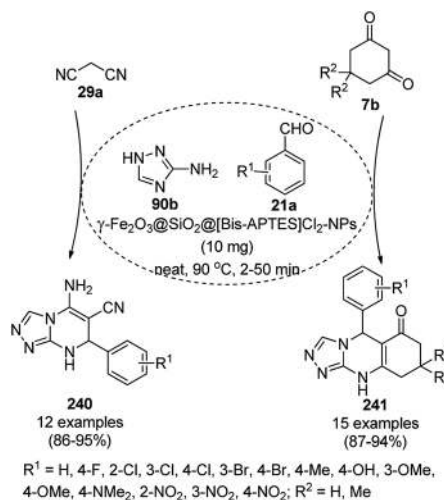
Scheme 127 Fe₃O₄@HNTs-PEI-catalyzed synthesis of dihydropyrano[2,3-c]pyrazoles (**237**).



Scheme 128 Synthesis of 2,4-diphenylpyrido[4,3-d]-pyrimidines (**239**) catalyzed by nanocatalysts.

Silica-coated Fe₃O₄ NPs tagged with the organic superbase 1,5,7-triazabicyclo[4.4.0]dec-5-ene (Fe₃O₄@SiO₂-TBD) catalyzed the fixation of CO₂ with 2-aminobenzonitriles (**6g**) for the synthesis of quinazoline-2,4(1*H*,3*H*)-diones (**242a**) in 66–93% yield (Scheme 130).²⁵⁶ Fe₃O₄@SiO₂ NPs were linked with TBD using 3-glycidyloxypropyltrimethoxysilane to obtain the final NPs. These magnetite NPs were successfully reused for up to four runs with 23% loss in the yield of **242a** compared to the first run. The reaction proceeded *via* the base-promoted carbonylation of **6g** followed by intramolecular cyclization to yield **242a**.

Panahi *et al.* synthesized an L-cysteine-tagged magnetite NP (LCMNP) catalyst *via* the vinylation of Fe₃O₄@SiO₂ NPs followed by grafting with L-cysteine in the presence of azobisisobutyronitrile (AIBN) as a reducing agent. Using this catalyst, the three-component reaction of substituted indoles (**88g**), malononitrile (**29a**) and substituted salicylaldehydes (**21f**) for the synthesis of 2-amino-4*H*-chromenes (**243**, Scheme 131),²⁵⁷ and Kabachnik–Fields reaction of substituted aldehydes (**244**), diethyl phosphonates (**245**) and anilines (**6b**) for the synthesis of anti-cancer α -aminophosphonates possessing the nitrogenous heterocycles theophylline, benzimidazole, and adenine (**246**, Scheme 132) were successfully achieved in reasonable yields.²⁵⁸

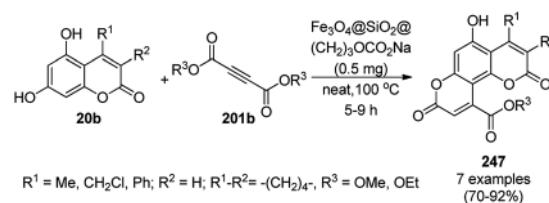


Scheme 129 Synthesis of 1,2,4-triazolopyrimidines (**240**) and quinazolinones (**241**).

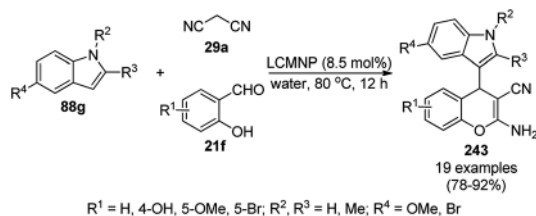




Scheme 130 Carboxylation of 2-aminobenzonitriles (**6g**) catalyzed by $\text{TBD@Fe}_3\text{O}_4$.



Scheme 133 Synthesis of pyranocoumarins (**247**).



Scheme 131 LCMNP-catalyzed synthesis of **243**.

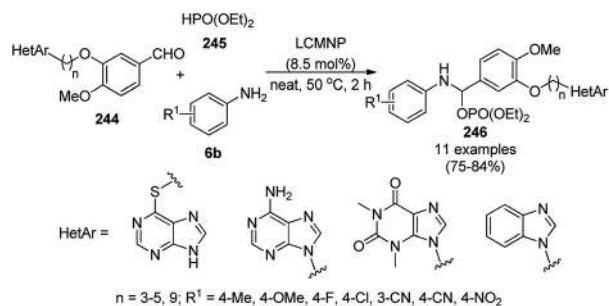
They also evaluated **246** for its anti-cancer activity against the Jurkat cancer cell line.

Sodium carbonate-tagged silica-coated Fe_3O_4 NP [$\text{Fe}_3\text{O}_4\text{@SiO}_2\text{@}(\text{CH}_2)_3\text{OCO}_2\text{Na}$]-catalyzed nucleophilic substitution for the synthesis of pyranocoumarins (**247**) was achieved using 5,7-dihydroxycoumarins (**20b**), and dialkyl acetylene dicarboxylates (**201b**) (Scheme 133) in 70–92% yield.²⁵⁹ Silica-coated FeNPs were treated with 3-chloropropyltriethoxysilane followed by loading sodium carbonate to obtain black-colored NPs. The catalyst was recycled successfully for up to five runs using an external magnet.

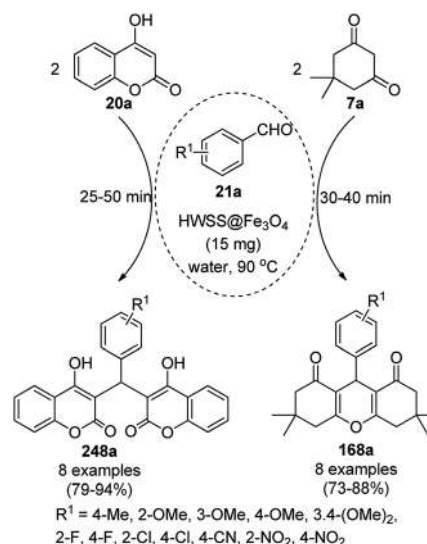
Fe_3O_4 NPs encapsulated in hot water-soluble starch ($\text{HWSS@Fe}_3\text{O}_4$) were prepared *via* the treatment of Fe_3O_4 NPs with hot water-soluble starch and employed in the “on-water” synthesis of 3,3'-(arylmethylene)-bis-(4-hydroxycoumarin-3-yl)s (**248a**) or 1,8-dioxooctahydroxanthenes (**168a**) *via* the condensation of benzaldehydes with two equivalents of 4-hydroxy coumarins or dimedone (Scheme 134).²⁶⁰ The catalytic potential in this work was attributed to the proton exchange with the reactants.

3.6 NiNP-catalyzed synthesis of heterocycles

NiNPs as NCs were employed in the synthesis of 2*H*-indazolo [2,1-*b*]phthalazine-triones (**249**) *via* Knoevenagel–Michael-



Scheme 132 Synthesis of α -aminophosphates (**246**) catalyzed by LCMNP.



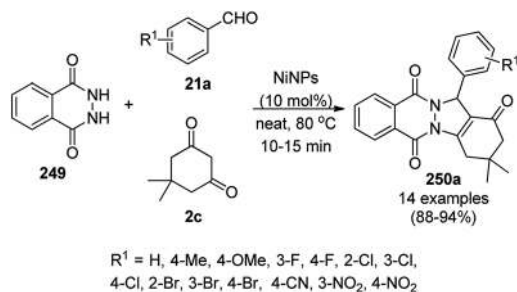
Scheme 134 “On-water” synthesis of **248a** and **168a**.

cyclisation from phthalhydrazine (**89a**), dimedone (**2c**) and benzaldehydes (**21a**) (Scheme 135).²⁶¹ The NiNPs were synthesized *via* the reduction of $\text{NiCl}_2 \cdot 6\text{H}_2\text{O}$ with hydrazine hydrate as a reducing agent in a water-in-oil micro-emulsion stabilized by CTAB.²⁶² The catalyst was separated *via* centrifugation and recycled up to six cycles. The target compounds (**250a**) were reported to act as fluorescent probes, as established by the photophysical stability studies.

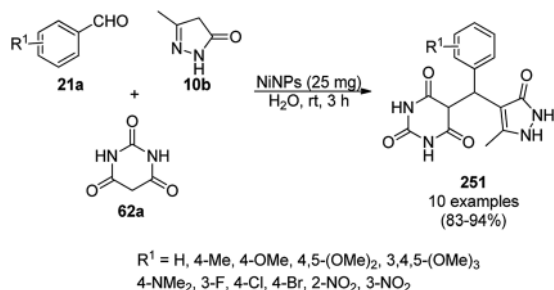
The NiNP-catalyzed synthesis of pyrazol-4-yl-methyl-pyrimidine-2,4,6(1*H*,3*H*,5*H*)-triones (**251**) from benzaldehydes (**21a**), 3-methyl-1*H*-pyrazol-5(4*H*)-one (**10b**) and barbituric acid (**62a**, Scheme 136) was achieved successfully *via* Knoevenagel condensation under green conditions at rt.²⁶³ The same NiNP-catalyzed protocol was also applied for the synthesis of anti-bacterial bis(4-hydroxy-2*H*-chromen-2-one) (**252**) or bis(3-hydroxy-5,5-dimethylcyclohex-2-enone) (**253**) from **21a** and **20a** or **7a**, respectively (Scheme 137), in good to excellent yields. The NiNPs were synthesized *via* the chemical reduction of nickel chloride hexahydrate and hydrazine hydrate in alkaline medium. The catalysts were recycled up to six times, giving yields 76–92% in the model reaction among 4-chlorobenzaldehyde, **10b** and **62a**.

The Ni_2P NP-supported biomass-derived N,P co-doped porous carbon ($\text{Ni}_2\text{P@NPC-800}$)-catalyzed cross-dehydrogenative coupling of alcohols (**254**) with diamines (**33a** or **6h**) or o-amino benzamides (**133e**) was reported for the synthesis of



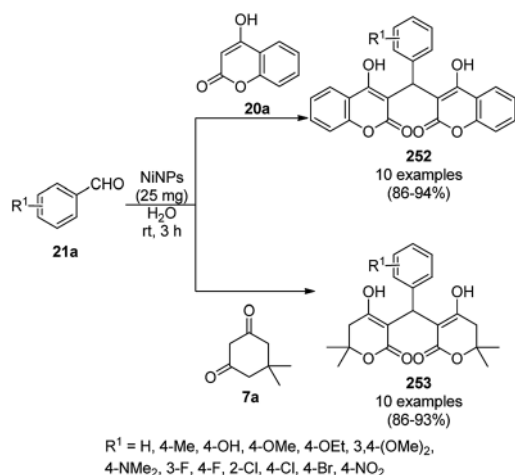


Scheme 135 NiNPs catalyzed synthesis of 2H-indazolo[2,1-b]phthalazine-triones (250a).

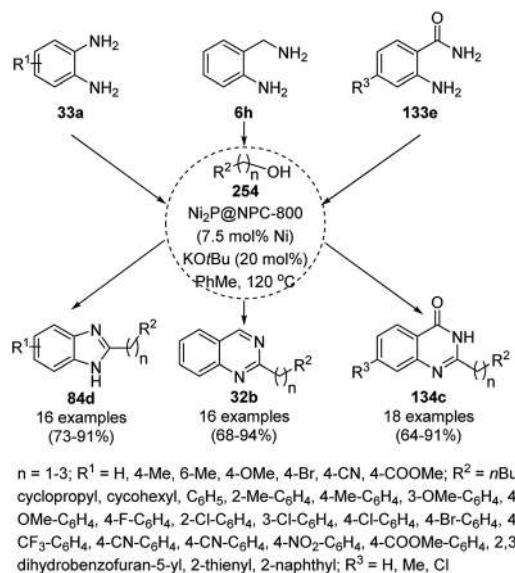


Scheme 136 Synthesis of pyrazol-4-yl-methyl-pyrimidine-2,4,6(1H,3H,5H)-triones (251).

benzimidazoles (84d), quinazolines (32b) and quinazolinones (134c), respectively (Scheme 138).²⁶⁴ The catalyst was prepared *via* the hydrothermal and pyrolysis treatment of the biochar of bamboo shoots with Ni(OAc)₂ and phytic acid as Ni and P sources, respectively. The control experiments gave insight into the reaction mechanism, in which the catalyst assists in the oxidation of alcohol to aldehydes and aromatization to the final compounds. The high stability of the catalyst was evident from its five times reuse without obvious loss in Ni content.



Scheme 137 Synthesis of bis(4-hydroxy-2H-chromen-2-one) (252) and bis(3-hydroxy-5,5-dimethylcyclohex-2-enone) (253) catalyzed by NiNPs.

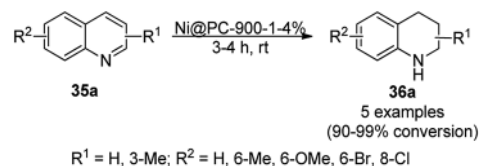


Scheme 138 Synthesis of benzimidazoles (84d), quinazolines (32b) and quinazolinones (134c) catalyzed by NiNPs.

Zheng *et al.* synthesized novel Ni@PC-900-1-4% NCs *via* a starch-assisted confinement strategy by pyrolysis at 900 °C for 1 h having 4% Ni content for the hydrogenation of quinoline derivatives (35a) (Scheme 139) and synthesis of 1,2,3,4-tetrahydroquinolines (36a).²⁶⁵ The catalyst was recycled eight times without loss in its catalytic activity. The encapsulated NiNPs were anchored by the hydroxyl groups of polymeric starch, preventing the loss of Ni metal.

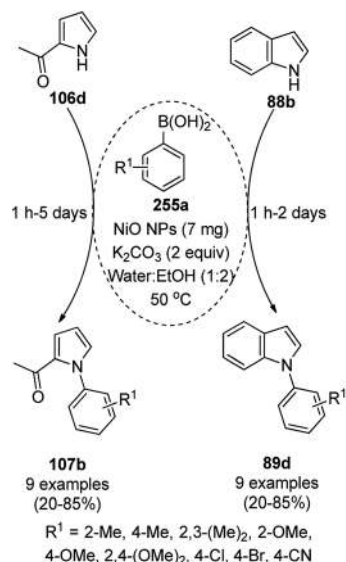
The NiO NP-catalyzed C–N cross-coupling of 2-acetyl pyrrole (106d) and indole (88b) with substituted phenyl boronic acids (255a) was achieved in aqueous ethanol (Scheme 140) under mild conditions.²⁶⁶ A mixture of quercetin as the capping agent, NiCl₂·6H₂O as the metal precursor, and urea as the source of hydroxyl ions upon reaction with water was treated in a hydrothermal autoclave to obtain metal oxide NPs. The hydroxyl groups of quercetin enabled the encapsulation of the NiO NPs together with the formation of a supramolecular assembly. The NiO NPs were separated by centrifugation and recycled for up to six runs without a noticeable reduction in their catalytic performance for the synthesis of *N*-arylated heterocycles.

NCs composed of silica-supported nickel nitrate–tartaric acid (Ni-TA@SiO₂-800) obtained by pyrolysis at 800 °C was reported as a novel catalyst for the reductive amination of aldehydes and ketones (256a) using ammonia and molecular hydrogen for the synthesis of primary amines (117h, Scheme 141) by Beller *et al.*²⁶⁷ The NPs were synthesized *via* the treatment of Ni(NO₃)₂·6H₂O with tartaric acid and silica under



Scheme 139 Hydrogenation of quinoline catalyzed by Ni@PC.





Scheme 140 C–N cross-coupling of **106d** and **88b** with phenyl boronic acids catalyzed by NiO NPs.

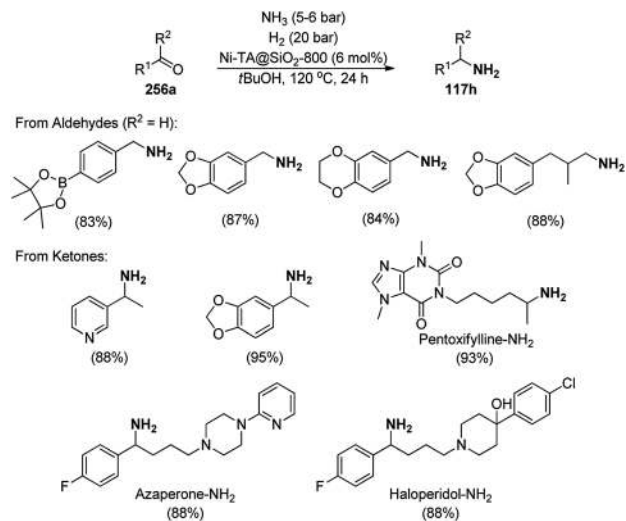
a solvothermal process followed by pyrolysis at 800 °C. This protocol was also extended for the incorporation of amines into pharmaceutical and steroidal motifs. The stability of the catalyst as tested on a scale of up to 25 g and recycled for up to ten runs without appreciable loss in its catalytic performance.

Khurana *et al.* reported the polyvinyl pyrrolidone (PVP) nickel nanoparticle (NiNP)-catalyzed Knoevenagel condensation of aryl aldehyde (**2**) with barbituric acids (**62c**) in good to excellent yields using ethylene glycol (EG) as the solvent at 50 °C (Scheme 142).²⁶⁸ NiNPs were prepared *via* the reduction of nickel chloride hexahydrate NiCl₂·6H₂O with sodium borohydride (NaBH₄) in EG and PVP. The metal NPs were characterized *via* TEM, HRTEM, quasi-electron light scattering (QLES), UV-Vis, EDAX, and XRD. The reusability of the NPs was demonstrated for up to six cycles; however, the authors observed an increase in the size of the NPs after the third catalytic run, as confirmed through QELS data.

NiNPs supported on Ni- and Al-containing layered double oxides (Ni–NiAl-LDO) catalyzed the formation of C–C and C–N bonds in a similar fashion for the synthesis of 1,2,3,4-tetrahydroquinolines (**36h**) in the report by He *et al.* from 2-amino benzyl alcohols (**6i**) and alcohol (**254b**, Scheme 143) in the absence of base and molecular hydrogen.²⁶⁹ The NiNPs were synthesized using Ni(NO₃)₂·6H₂O, Al(NO₃)₃·6H₂O and urea *via* the urea precipitation method.²⁷⁰ The cyclocondensation of *o*-amino benzaldehyde and acetaldehyde formed by the dehydrogenation of *o*-amino benzyl alcohol (**6i**) and ethanol (**254b**) led to the formation of quinoline, which upon catalytic hydrogen transfer yielded **36h**. He *et al.* screened NiNPs having a particle size in the range of 3.0–7.8 nm and found that the highest yield of **36h** was obtained with the smallest particle size (3.0 nm).

3.7 PdNP-catalyzed synthesis of heterocycles

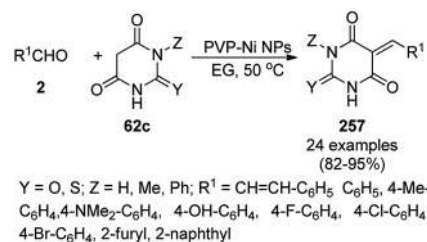
The synthesis of *N*-substituted phthalimides (**105b**) was carried out with *o*-iodo benzoic acid (**82i**), substituted primary amine (**117d**)



Scheme 141 Reductive amination of aldehydes or ketones (**256a**) to primary amines (**117h**).

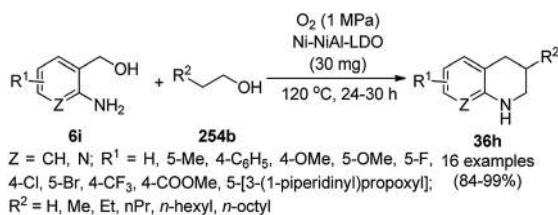
and carbon monoxide (CO) in the presence of DABCO (1,4-diazabicyclo[2.2.2]octane) using palladium nanoparticles (PdNPs) as the catalyst in glycerol (Scheme 144).²⁷¹ The PdNPs were stabilized by tris(3-sulfophenyl)phosphine trisodium salt (TPPTS). The scope of the catalyst was extended for the synthesis of naphthalimides (**259**), isoindole-1-ones, tetrahydroisoquinolin-1,3-diones, (*Z*)-3-(arylmethylene)isoindolin-1-one and (*Z*)-1-methylene-1,3-dihydroisobenzofurans. The authors have claimed that the activity of the catalyst was maintained for up to ten cycles upon its recovery.

Quinazolinone derivatives show various biological activities such as antitumor, antimicrobial, anti-inflammatory, epidermal growth factor receptor (EGFR), and tyrosine kinase inhibitory activities.²⁷² The Mizoroki–Heck reaction was reported to form the carbon–carbon bond using a Pd@Ph₂PO-PEI-mSiO₂ catalyst to synthesize 5-methyl-13,13a-dihydro-8*H*-isoquinolino[1,2-*b*]quinazolin-8-one (**261**) from 3-allyl-2-(2-bromophenyl)-2,3-dihydroquinazolin-4(1*H*)-one (**261**) using H₂O–PEG 600 (1 : 1) as a co-solvent at 110 °C (Scheme 145).²⁷³ The superparamagnetic NPs were coated with silica followed by the further functionalization of silica with PEI-silane and Pd loading using palladium acetate. These NPs were characterized *via* HRTEM, VSM, TGA, FT-IR, and ICP-AES analysis. PEI plays a dual role as a water dispersant and organic base. The recycling of the Pd@Ph₂PO-PEI-mSiO₂ catalyst was tested in 10 sequential reactions for the preparation of 5-methyl-8*H*-isoquinolino[1,2-*b*]quinazolin-8-



Scheme 142 Knoevenagel condensation of aldehydes (**2**) and barbituric acids (**62c**) catalyzed by NiNPs.



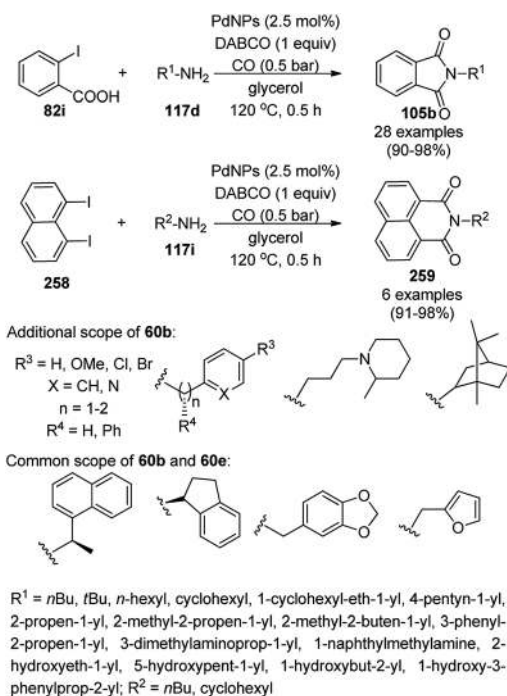


Scheme 143 Synthesis of 1,2,3,4-tetrahydroquinolines (**36h**) catalyzed by Ni–NiAl–LDO NPs.

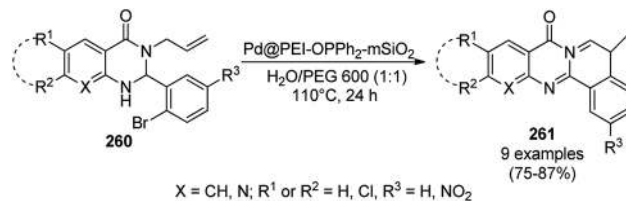
one without significant loss in its activity due to its high stability.

The Suzuki–Miyaura cross-coupling of substituted 9-chloroacridine (**262**) with aryl boronic acids (**255b**) was reported by Tu *et al.* in the presence of silica-coated magnetic nanoparticles supported on N-heterocyclic carbene-palladacycle (SMNP@NHC–Pd) in a low catalytic loading using K₃PO₄ as a base in toluene under an N₂ atmosphere at 100 °C for 24 h to give 9-aryl acridine (**263**, Scheme 146).²⁷⁴ The nanoparticles were reused five times without significant loss in their catalytic performance. In contrast, this Suzuki–Miyaura cross-coupling reaction was attempted using various Pd catalysts such as Pd(OAc)₂, PdCl₂ and Pd₂(dba)₃, but no significant yield of 9-aryl acridine was observed.

PdNPs supported on an organic framework were also reported to have applications in the catalytic hydrogenation of N-heterocyclic compounds.²⁷⁵ Accordingly, Wu *et al.* reported the efficient hydrogenation of substituted quinolines and



Scheme 144 Pd-catalyzed carbonylative cyclization for the synthesis of *N*-substituted isoindol-1,3-diones (**105b**) and isoquinolin-1,3-diones (**259**).

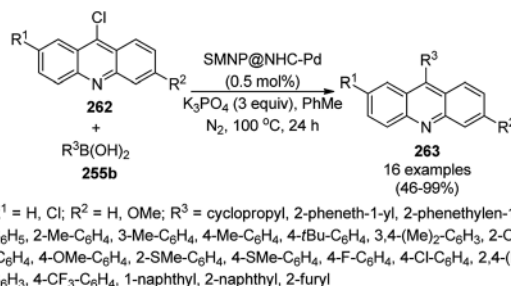


Scheme 145 Synthesis of 5-methyl-13,13a-dihydro-8*H*-isoquinolino [1,2-*b*]quinazolin-8-one derivatives (**261**) from 3-allyl-2-(2-bromophenyl)-2,3-dihydroquinazolin-4(1*H*)-one (**260**).

quinoxalines (**35h**) catalyzed by PdNPs stabilized by carbon-metal bonds in aqueous solution under mild conditions at rt. The synthesis of the PdNPs was carried out *via* the *in situ* reduction of Pd(OAc)₂ by NaBH₄ after the addition of 1,1'-binaphthyl-,2,2'-bis(diazonium tetrafluoroborate) to THF-MeOH (Scheme 147). The dispersion of these NPs was confirmed through TEM and HR-TEM. Further, they were characterized using FT-IR, ICP, XPS, and XRD. This catalyst was demonstrated to catalyze the reaction without a significant loss in yield for up to five catalytic cycles. In the presence of water as the solvent, the rate of hydrogenation was accelerated since water forms the key hydrogen bridges between the nitrogen of the heterocycles and PdNPs, bringing them in close proximity with each other. This demonstrated the synergistic effects of particle size and water medium to accelerate the hydrogenation reaction.²⁷⁶

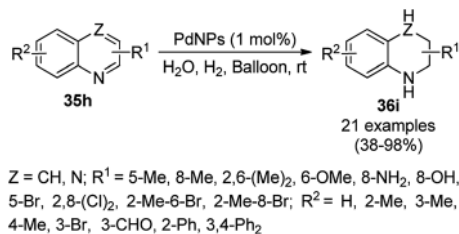
Wu *et al.* reported the catalytic use of PdNPs for the dehydrogenation of 1,2,3,4-tetrahydroquinolines and 1,2,3,4-tetrahydroquinoxalines (**36i**) for the synthetic construction of quinolines and quinoxalines (**35h**, Scheme 148) using *tert*-butyl hydroperoxide as an oxidizing agent in water.²⁷⁷ They were also found to be successful for the synthesis of acridines, 1,10-phenanthroline and benzoquinolines from their hydro-counterparts.

Metal-carbon stabilized PdNPs were reported by Wu *et al.* for the catalytic hydrogenation of quinoline and quinoxalines derivatives (**35h**) to synthesize 1,2,3,4-tetrahydroquinolines or quinoxalines (**36i**, Scheme 149) in good to high conversion.²⁷⁸ The synthesis of the NPs was achieved using a catalytic loading of Pd using Pd(OAc)₂ on the diazotized product of mono-acetylated 1,1'-binaphthyl-2,2'-diamine in the presence of



Scheme 146 Synthesis of 9-phenylacridine (**263**) from 9-chloroacridine (**262**) using SMNP@NHC–Pd as the catalyst.



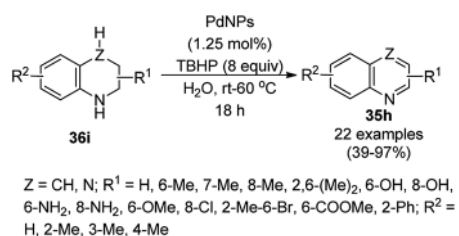


Scheme 147 Synthesis of 1,2,3,4-tetrahydroquinolines or 1,2,3,4-tetrahydroquinoxalines (**36i**) from quinolines and quinoxalines (**35h**) using PdNPs.

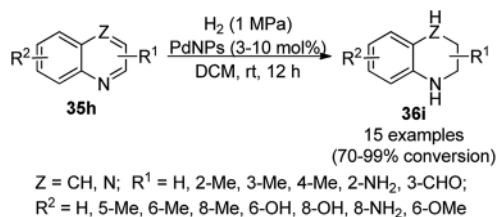
sodium borohydride as a reducing agent. Further, the particulate integrity of the NPs was characterized *via* TEM and ICP.

The PdNP-anchored MgO (Pd/MgO)-catalyzed hydrogenation of quinolines (**35a**) was reported by Delgado *et al.* (Scheme 150) using a Parr hydrogenator with a high TOF (250–310 h⁻¹).²⁷⁹ They also used these NPs as catalysts for the hydrogenation of alkenes and biodiesel. MgO and disodium tetrachloropalladate (Na₂PdCl₄) were mixed followed by chemical reduction using sodium borohydride to synthesize NPs, which were characterized *via* ICP-AES, TEM, XRD, and XPS. The catalyst was recycled up to three times for the catalytic hydrogenation of cyclohexene.

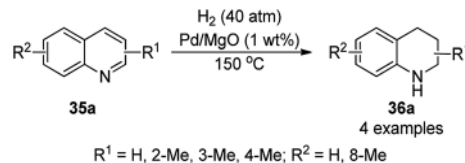
Shi *et al.* reported the catalytic dehydrogenation of indolines (**161b**) to indoles (**88b**) in toluene at 90 °C using a catalytic amount (50 mg, Scheme 151) of PdNPs anchored on heteroatom such as oxygen, boron, nitrogen and phosphorus doped carbon nanohorns (Pd-XCNHs, X = O, B, N, and P).²⁸⁰ The heteroatom-doped CNHs (XCNHs) were loaded with K₂PdCl₄ followed by chemical reduction using sodium tetraborohydride to obtain Pd-XCNHs, which were characterized *via* TEM, ICP, XPS, BET, XRD, FT-IR, and TGA. However, authors did not study the recyclability of the catalyst to reveal its durability.



Scheme 148 Synthesis of quinolines or quinoxalines (**35h**) catalyzed by PdNPs.



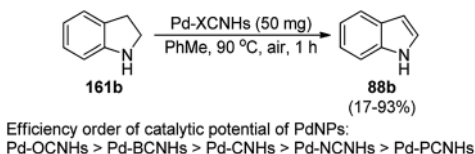
Scheme 149 Hydrogenation of quinoline and quinoxalines (**35h**) catalyzed by PdNPs.



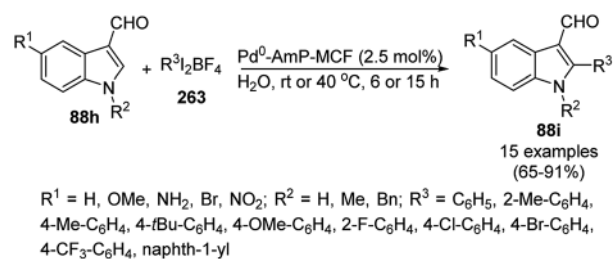
Scheme 150 Pd/MgO-catalyzed hydrogenation of quinolines (**35a**) using a Parr hydrogenator.

Olofsson *et al.* reported the synthesis of C-2 selective arylation of substituted indoles (**88h**) using PdNPs supported on amino-functionalized mesocellular foam (Pd⁰-AmP-MCF) and diaryliodonium tetrafluoroborate salts (**263**) under aqueous conditions at rt or 40 °C for 6 or 15 h (Scheme 152).²⁸¹ They optimized the synthesis of substituted indoles using various diphenyliodonium salts (**263**), solvents and reaction times. The optimized catalytic loading of PdNPs was found to be 2.5 mol%, yielding the product in 91%. This reaction was found to be successful with different electron-donating and withdrawing groups. The reaction was studied with diphenyl, arylphenyl and diaryl iodonium tetrafluoroborate salts; however, in the case of arylphenyl iodonium tetrafluoroborate salts, phenyl was transformed into indole in lower yields. The catalyst was recovered and recycled up to three times with a gradual decrease in its catalytic activity.

The C–H activation of heterocycles such as indoles, benzazoles, and adenosine can be easily achieved using PdNPs, which are considered active species rather than moribund species.²⁸² The Csp²–H activation of benzo[*d*]oxazoles (**264b**) was reported by Li *et al.* to be catalyzed by pincer NHC-nitrogen-phosphine-chelated Pd(II) complexes (NHC-PdNPs) (Scheme 153) using lithium *tert*-butoxide as a base in dimethoxyethane (DME) as the solvent at 90 °C.²⁸³ This protocol was performed using an ultra-low amount of catalyst without the requirement of Cu

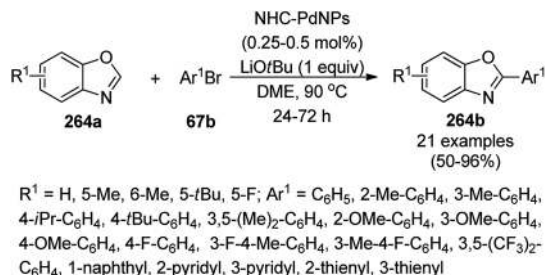


Scheme 151 Catalytic dehydrogenation of indolines (**161b**) catalyzed by PdNPs supported on CNHs.



Scheme 152 PdNP-catalyzed synthesis of 2-phenyl indoles (**88i**) *via* C–H activation.



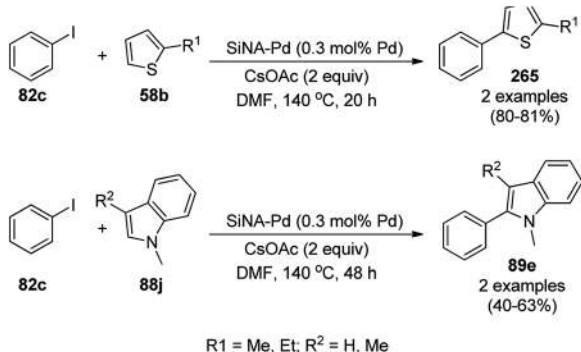


Scheme 153 Direct C-2 arylation of benzoxazole (**264a**) catalyzed by PdNPs.

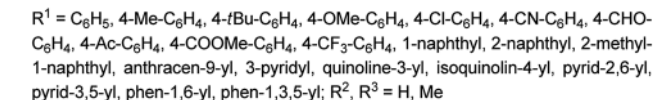
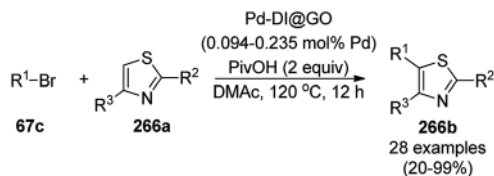
additive and excess base. Mechanistically, 2-isocyanophenolate formed by deprotonation and ring-opening of **264a** underwent complexation with the Pd(II) species, intramolecular nucleophilic addition and reductive elimination to yield **264b**.

Yamada *et al.* reported the C–H activation of thiophenes (**58b**) and indoles (**88j**) catalyzed by silicon nanowire array-stabilized palladium nanoparticles (SiNA-Pd) as a heterogeneous catalyst from iodobenzene (**82c**) as the coupling agent, DMF as the solvent and caesium acetate as the base (Scheme 154).²⁸⁴ For the preparation of the nanocatalyst, p-type Si wire was treated with H_2SO_4 , and H_2O_2 following the loading of AgNPs using AgNO_3 . The silicon nanowire array (SiNA) was generated *via* the treatment of Si wafers loaded with AgNPs with HF. Subsequently, SiNA was treated with potassium tetrachloropalladate (K_2PdCl_4) for the loading of Pd. The prepared NPs were characterized *via* SEM, SEM/EDX, XPS, TEM, XANES, and FTEXAFS. The authors have also explored the use of the developed catalyst for Mizoroki–Heck coupling, hydrogenation of olefin, hydrogenolysis of nitro-aryls, and hydrosilylation of α,β -enones.

Li *et al.* reported the catalytic use of a palladium diamine complex supported on GO (Pd-DI@GO) for the direct C–H activation of thiazole (**266a**) with bromoarenes (**67c**, Scheme 155) for the synthesis of substituted thiazoles (**266b**).²⁸⁵ The same catalyst was also explored for the Suzuki coupling of bromoarenes with substituted phenyl boronic acids in moderate to excellent yields. The catalyst was separated *via* filtration or centrifugation and recycled up to four times



Scheme 154 C–H activation of thiophenes (**58b**) and indoles (**88j**) reported by Yamada *et al.*

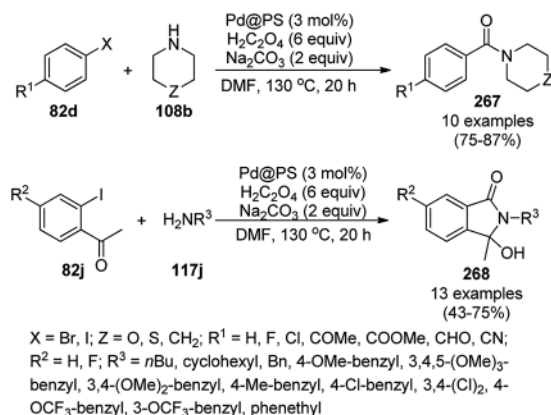


Scheme 155 Direct C–H arylation of thiazoles (**266a**) with bromoarenes (**67c**) catalyzed by Pd-DI@GO.

without loss in its catalytic performance for the Suzuki coupling reaction. However, after the fourth catalytic run, its activity decreased dramatically because of the agglomeration of the GO layers, diminishing the contact between the PdNPs and the reactants (SEM).

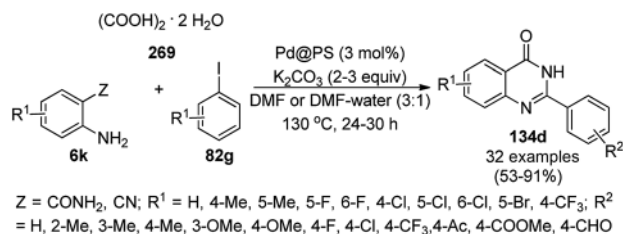
Das *et al.* reported the novel synthesis of heterocyclic amides (**267**) using oxalic acid as an *ex situ* source of a CO gas double layer-vial (DLV) system *via* the aminocarbonylation of aryl halides (**82d**) with amines (**117j**) using a palladium nanocatalyst immobilized on polystyrene (Pd@PS) in DMS at 130 °C and Na_2CO_3 as the base (Scheme 156).²⁸⁶ This protocol involving Pd@PS was further explored for the synthesis of iso-indolinone derivatives (**268**) from *o*-iodo acetophenones (**82j**) and aryl alkyl or alkyl amines (**117j**). Aminocarbonylation of aniline with iodobenzene produced *N*-phenyl benzamide in 73% yield using DLV single vessel with screw cap (*ex situ*) conditions, whereas *in situ* formation of CO yielded the target compound in 10% yield together with the formation of side products. The Pd@PS NPs were synthesized *via* a reduction and deposition approach using Amberlite IRA 900 Cl^- resin and palladium acetate $\text{Pd}(\text{OAc})_2$, and characterized *via* SEM and TEM. These NPs were recycled for up to four catalytic cycles without loss in their catalytic performance, as evident from the TEM image of the recycled NCs after the fourth catalytic run.

Further, Das *et al.* reported the use of the same Pd@PS catalyst for the synthesis of 2-aryl quinazolinones (**134d**) using *o*-aminobenzamides or *o*-aminobenzonitriles (**6j**), oxalic acids



Scheme 156 Aminocarbonylation of aryl halides (**82d/82j**) catalyzed by PdNPs.



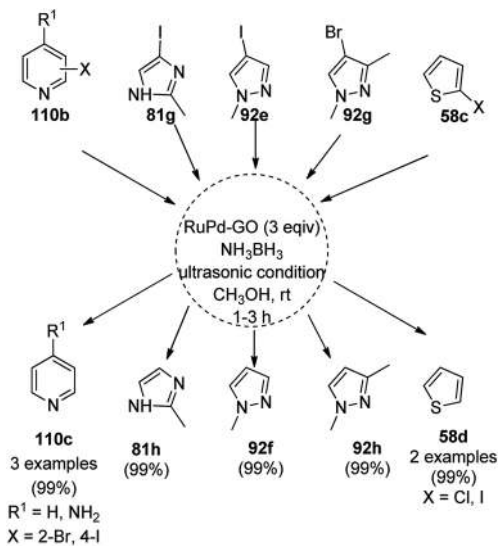


Scheme 157 Synthesis of 2-aryl quinazololinones (**134d**) catalyzed by Pd@PS.

(**269**) as the carbon monoxide (CO) donor and aryl iodides (**82g**, Scheme 157).²⁸⁷ This protocol was reported to be free from the use of an autoclave and CO gas under pressurized conditions.²⁸⁸⁻²⁹¹ While assessing the durability of the catalyst, 16% loss in the yield of **134d** (R¹, R² = H) was observed in the fifth run compared to that in the first run (91% yield).

To reduce the toxicity of halogenated compounds, dehalogenation is a key requirement. Accordingly, Göksu *et al.* reported Ru/Pd NPs supported on monodispersed graphene oxide (RuPd-GO) as a highly efficient catalyst for the synthesis of pyridine (**110b**), imidazoles (**81g**), pyrazole (**92e/g**) and thiophene (**58c**) under ultrasonic conditions in methanol at rt in the presence of ammonium borane (Scheme 158).²⁹² A similar protocol was also explored for dehalogenation of other haloarenes. The synthesis of NPs was achieved using graphene oxide, RuCl₃, and PdCl₂ in ethanol at 100 °C *via* a microwave-assisted method, which was further characterized *via* various methods such as TEM, HRTEM, XRD, and XPS. The catalyst was recycled several times during the synthetic operations. The comparison of this RuPd-GO catalyzed protocol with reported works²⁹³⁻²⁹⁵ on the debromination of bromobenzene revealed that the present protocol exhibits the advantage of higher yields, as confirmed by GC, together with the use of less solvent, shorter reaction time, and lower temperature.

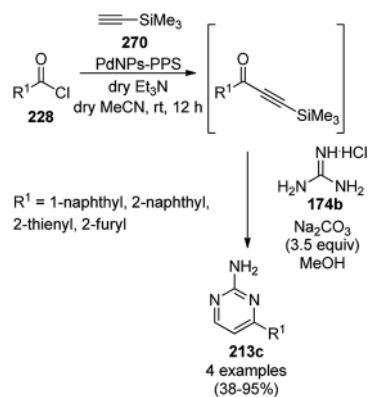
Mandal *et al.* reported copper-free Sonogashira coupling for the one-pot synthesis of 2,4-disubstituted pyrimidines (**213c**/**272**) catalyzed by PdNPs loaded on a polymer matrix of PPS [poly(1,4-phenylene sulfide)] from aryl or heteroaryl carbonyl chloride (**228**) and terminal acetylenes (**270**) in acetonitrile and triethylamine as the base to form a ynone intermediate, which was further reacted with guanidine hydrochloride (**174b**) as the coupling reagent and sodium carbonate in methanol to yield the final product (**213c**, Scheme 159).²⁹⁶ The synthesized ynone intermediate was further explored for the synthesis of tetrahydro- β -carboline compounds (**272**, Scheme 160) *via* its treatment with tryptamine (**88k**) followed by methacryloyl chloride (**271**) *via* amination, aza-annulation, and Pictet-Spengler reaction of the intermediate (Scheme 160). The PdNPs were synthesized by loading Pd using Pd(OAc)₂ at 95 °C in PhMe with PPS and been further characterized *via* XPS, TEM, and powder XRD. The reusability of the catalyst was studied with thiophene-2-carbonyl chloride (**58e**) and phenyl acetylene (**3d**) for up to four catalytic runs, and its catalytic activity was found to decrease gradually.



Scheme 158 Dehalogenation of aryl halides using PdNPs.

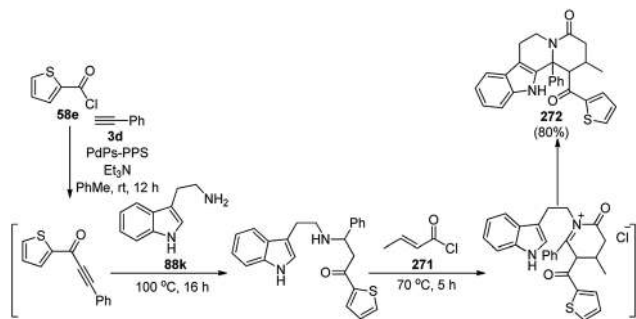
The PdNP-anchored single-walled CNT (SWNT-PdNPs)-catalyzed acyl Sonogashira reaction for the synthesis of ynones (**273**) from acyl chloride (**228**) and alkyne (**48b**) in acetonitrile was successfully achieved by Mandal *et al.* (Scheme 161).²⁹⁷ The same catalyst was also used for the synthesis of TMS-ynones and explored for the one-pot synthesis of 2-aminopyrimidines (**213c**) from the reaction among **228**, trimethylsilyl alkynes (**270**) and guanidine hydrochloride (**174b**) in moderate to excellent yields (Scheme 162) following a similar approach as that in Scheme 159. SWNT-PdNPs was obtained *via* the pyrolysis of carboxylic acid-functionalized SWNT with Pd salts such as palladium acetate Pd(OAc)₂ in DMF at 95 °C for 4 h. The recovered catalyst was reused up to seven times with slight loss in its activity.

In situ-formed PdNP-catalyzed copper-free acyl Sonogashira coupling followed by intramolecular 5-*endo*-dig cyclization was reported for the one-pot synthesis of substituted pyrazoles (**92i**) and isoxazoles (**274**, Scheme 163) in PEG-water.²⁹⁸ The treatment of PdCl₂ with PEG-400 resulted in the formation of Pd(0)

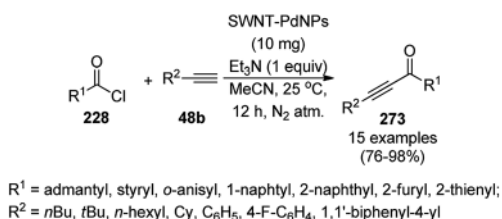


Scheme 159 One-pot synthesis of N-containing heterocyclic compounds (**213c**) catalyzed by PdNPs.





Scheme 160 One-pot synthesis of tetrahydro- β -carboline compounds (**272**) catalyzed by PdNPs.

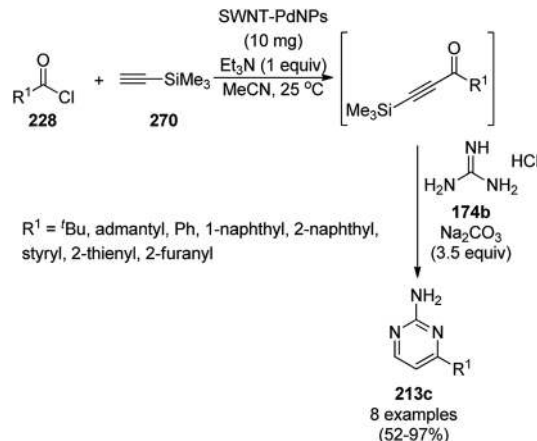


Scheme 161 Acyl Sonogashira reaction catalyzed by SWNT-PdNPs.

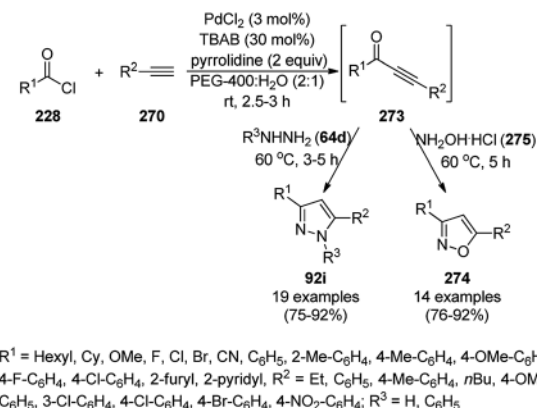
NPs, which in turn reacted with **228** and **270** in the presence of TBAB (tetrabutyl ammonium bromide) as a phase transfer catalyst or stabilizer and pyrrolidine as a base to form a ynone intermediate (**273**). In the same pot, the addition of substituted hydrazine (**64d**) or hydroxylamine hydrochloride (**275**) led to the regioselective synthesis of **92i** or **274**, respectively, *via* palladation with regenerated Pd(0)NPs. The catalyst was recycled up to five times with consistent yields of **92i** ($R^1, R^3 = \text{Ph}$; $R^2 = p\text{-anisyl}$). Hg and CS_2 poisoning tests revealed that homogenous catalysis was likely to be predominant in the synthesis of **92i** and **274**.

The catalytic use of SBA-15-functionalized melamine-pyridine group-supported Pd(0)NPs [SBA-15/CCPy/Pd(0)NPs] paved the way for the successful *N*-arylation of *N*-containing heterocycles such as indoles and azaindoles (**88i**), pyrrole (**106a**), pyrazole (**92a**), and imidazole/benzimidazole (**81b**) using iodobenzenes (**82k**) as aryl coupling partners and triethylamine as the base at 110 °C (Scheme 164).²⁹⁹ Ullmann coupling was reported with this catalyst without the requirement of an inert atmosphere and it was recycled up to seven times without loss in its catalytic activity. The attractive attributes of this protocol such as superior catalytic activity, ease of recovery, stability of catalysts as proven by the hot filtration test, and selective *N*-arylation *versus* *C*-arylation make it a green and sustainable protocol.

Hosseini-Sarvari *et al.* reported palladium supported on ZnO NPs (Pd/ZnO NPs) as a new catalyst for the synthesis of *N*-arylated heterocyclic compounds from *N*-containing heterocycles such as benzimidazoles (**26g**), indoles (**26a**), triazoles (**26k**), imidazoles (**26c**), and pyrroles (**85a**) in DMF as the solvent and K_2CO_3 as the base (Scheme 165).³⁰⁰ The Pd/ZnO NPs were prepared *via* the co-precipitation of $\text{Zn}(\text{NO}_3)_2 \cdot 6\text{H}_2\text{O}$ and



Scheme 162 One-pot synthesis of 2,4-disubstituted pyrimidines (**213c**).



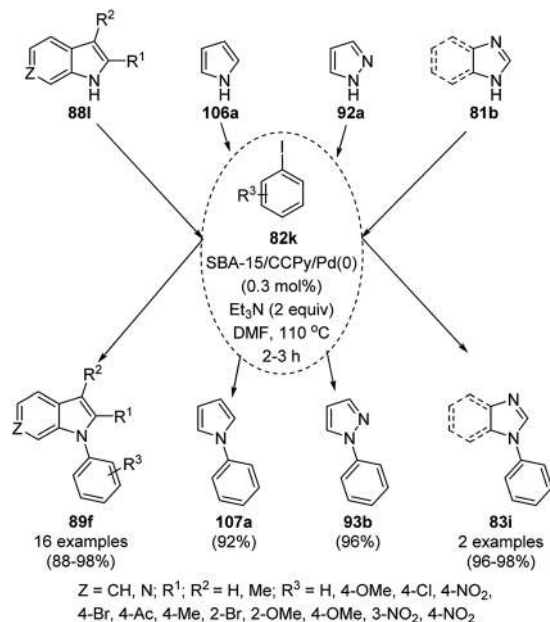
Scheme 163 Synthesis of pyrazoles (**92i**) and oxazoles (**274**) catalyzed by *in situ*-formed PdNPs.

$\text{Pd}(\text{NO}_3)_2 \cdot 2\text{H}_2\text{O}$ with NaOH and characterized *via* SEM, XPS, TEM, TGA, ICP, XRD and AAS. The same protocol was also extended for the *O*-arylation of substituted phenols with haloarenes. The reusability of the Pd/ZnO NPs was studied for the *O*-arylation of NPs for up to five catalytic runs, and the catalyst retained its catalytic activity and nanoparticulate integrity (XRD).

Silica chloride obtained *via* the treatment of silica with thionyl chloride was reacted with starch to yield a silica-starch substrate followed by the loading of Pd using palladium acetate to synthesize PdNPs immobilized on silica-starch substrate (PdNPs-SSS).³⁰¹ PdNPs-SSS catalyzed the Buchwald-Hartwig *N*-arylation of indoles or carbazoles (**102b**), morpholines (**108a**) and (benz)imidazoles (**85f**) successfully using haloarenes or phenyl triflate/tosylate/mesyates (**82a**, Scheme 166). The heterogeneous PdNPs were separated by filtration and reused for up to five catalytic runs with 89–92% yield of *N*-phenyl indole.

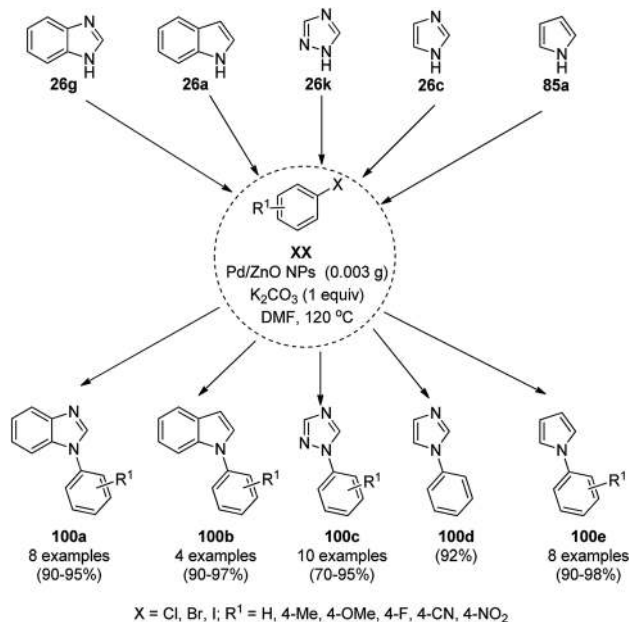
Pal *et al.* synthesized bis(heterocycl)methanes *via* the reaction of substituted benzaldehyde (**21a**) with 4-hydroxycoumarin (**20a**)/indole (**88b**)/3-methyl-1-phenyl-1*H*-pyrazol-



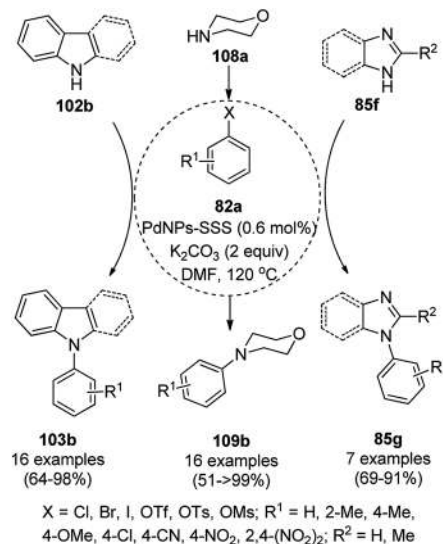


Scheme 164 N-arylation of N-containing heterocycles catalyzed by Pd(0)NPs.

5(4*H*)-one (**10a**) catalyzed by Pd(0)NPs in water under reflux in 86–92% yield (Scheme 167).³⁰² The PdNPs were synthesized using palladium chloride (PdCl₂), tetrabutyl ammonium bromide (TBAB) as a stabilizer and sodium carbonate (Na₂CO₃) as the base, and their particle size (20–50 nm) was determined *via* TEM and powder XRD. The yields of the final product obtained using the PdNPs were found to be superior in comparison with other reported protocols involving the catalytic use of molecular iodine (I₂),³⁰³ phosphotungstic acid,³⁰⁴ and silica-



Scheme 165 C–N coupling of azoles with aryl halides catalyzed by Pd/ZnO NPs.



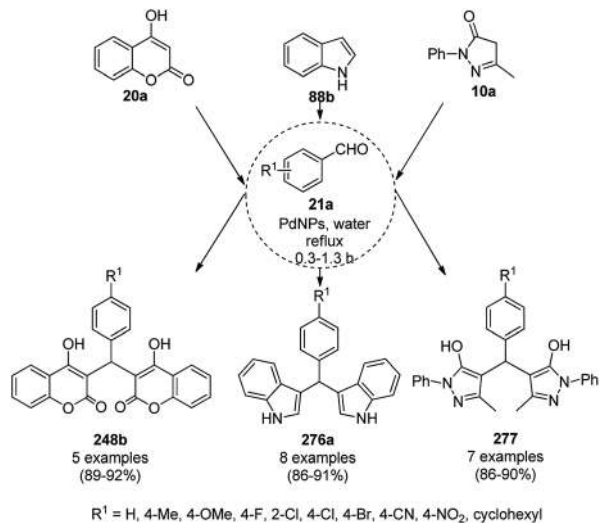
Scheme 166 C–N cross coupling of aza-heterocycles catalyzed by PdNPs-SSS.

supported sodium hydrogen sulfate (NaHSO₄·SiO₂)³⁰⁵ for the synthesis of bis(heterocyclyl) methanes. The effect of the solvent on the yield of the product was investigated, and aqueous conditions were found to be better than nonpolar solvents. The catalyst retained its catalytic activity for up to four catalytic runs. The PdNCs acted as a Lewis acid catalyst and promoted Knoevenagel condensation/Michael addition *via* the activation of carbonyl oxygen to bring the electrophile and nucleophile in close proximity.

Gerbino and co-workers reported the synthesis and characterization of efficient, novel and recyclable PdNPs anchored on green biochar (PdNPs/BC) through a precipitation-reduction method employing the use of PdCl₂ as the precursor, biochar as the support, and the pyrolytic product of lignocellulosic biomass.³⁰⁶ They were employed in the microwave-mediated, ligand- and additive-free, regioselective synthesis of xanthenes (**136b**) from substituted salicylaldehydes (**21f**) and *o*-bromo haloarenes (**82l**) (Scheme 168). The PdNPs/BC NCs were separated by filtration and reused for up to four cycles in 88–82% yield, where they maintained their initial activity, as confirmed by AAS and XRD.

In 2016, Sarkar *et al.*³⁰⁷ synthesized PdNPs *via* the reduction of H₂PdCl₄ using hydroxylamine and *D*-glucose as a reducing agent and stabilizer, respectively. Further, they also investigated their catalytic potential for the one-pot domino Sonogashira-cyclisation (Scheme 169) of terminal alkynes (**48b**) with 2-halo-*N*-arylbenzamides (**133b**) for the stereoselective and regioselective synthesis of (*Z*)-3-methyleneisoindoline-1-ones (**278**). The same protocol was also extended for the synthesis of furo [3,2-*h*]quinolines (**279**) with 5-chloro-7-halo-8-hydroxy quinolines (**82m**). The PdNPs were recovered under centrifugation and recycled for up to five cycles, resulting in yields in the range of 95–87%, where the yield of 80% achieved in the sixth was attributed to the agglomeration of the NPs.



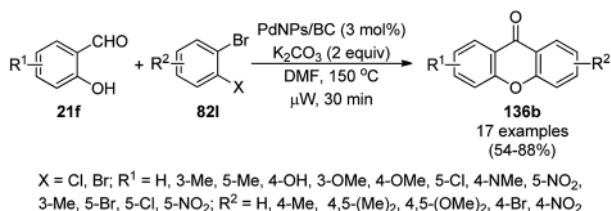


Scheme 167 Green synthesis of bis(heterocyclyl)methanes in water catalyzed by PdNPs.

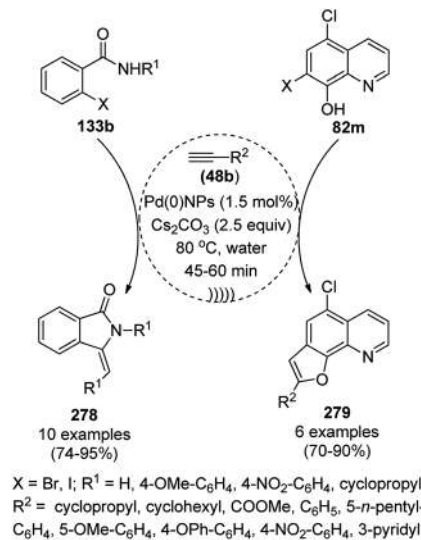
The synthesis of PdNPs supported on polystyrene (Pd@PS) was reported by Das *et al.* via a reduction–deposition approach using Amberlite IRA 900 resin and palladium salt ($\text{Pd}(\text{OAc})_2$).³⁰⁸ This catalyst was used successfully for the synthesis of indoles (**88m**, Scheme 170) and 3-pyrrolines (**281**) via the sequential decarboxylative coupling-cyclization of alkynyl carboxylic acids (**48c**) with aryl iodides (**82n**), and amino benzocycloheptene bromides (**280**), respectively. The amalgamation of the catalyst due to the addition of a drop of mercury (mercury drop test) stoopt the progress of the reaction, thus revealing that the reaction occurred truly in a non-heterogeneous fashion.

DMF-stabilized Pd nanoclusters in a catalytic amount (3 mol%) were reported by Obora *et al.* for Larock indole ligand-free synthesis using *o*-haloanilines (**6k**) and symmetrical and asymmetrical alkynes (**48d**, Scheme 171) in DMF at 135 °C.³⁰⁹ They synthesized the Pd-nanoclusters via the reduction of PdCl_2 with DMF following their previously reported protocols.³¹⁰ The catalyst was recycled three times with a slight loss in activity, yielding 80%, 68%, and 63% of **88n** ($R^1, R^2 = \text{H}; R^3, \text{ and } R^4 = \text{Ph}$) in three consecutive cycles due to the leaching of the metal catalyst (ICP).

Nitrogen- and oxygen-doped porous carbons were prepared via the hydrothermal treatment and carbonization of finely powdered bamboo shoot. Subsequently, the porous carbons were loaded with Pd using $\text{Pd}(\text{NO}_3)_2$ and hydrazine as the



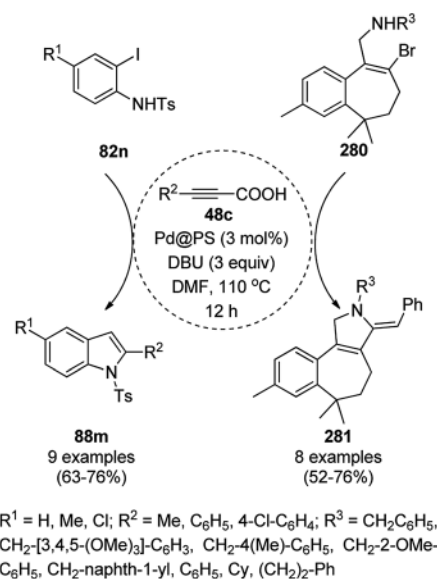
Scheme 168 Synthesis of xanthenes catalyzed by PdNPs.



Scheme 169 Regioselective and stereoselective synthesis of (*Z*)-3-methyleneisoindoline-1-ones (**278**) and furo[3,2-*h*]quinolines (**279**).

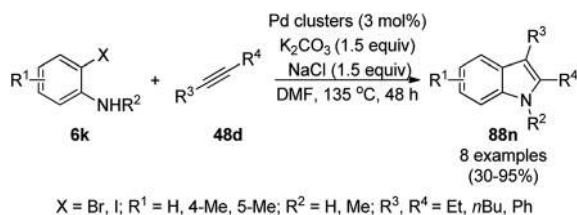
reducing agent via an ultrasound-assisted reduction method to obtain the final NPs (Pd@N,O-Carbon).³¹¹ These NPs were used in a catalytic amount for the synthesis of 2-iodophenol (**82o**) and alkynes (**48b**) for the synthesis of 2-substituted benzofurans (**282**, Scheme 172) using potassium phosphate in DMF under an inert atmosphere. The durability of the catalyst was tested via recycling experiments with up to five runs without a notable reduction in the yield of benzoxazoles.

PdNPs (dichloro[bis{1-(dicyclohexylphosphanyl)piperidine}]palladium) obtained by the treatment of dichloro(1,5-cyclooctadiene)palladium(II) with 1-(dicyclohexylphosphanyl)piperidine was reported by Frech *et al.* as a catalyst for the cyanation of bromo compounds (**67c**) using potassium ferrocyanide



Scheme 170 Pd@PS-catalyzed synthesis of 1,2-disubstituted indoles (**88m**) and 3-pyrrolines (**281**).





Scheme 171 Larock indole synthesis catalyzed by Pd clusters.

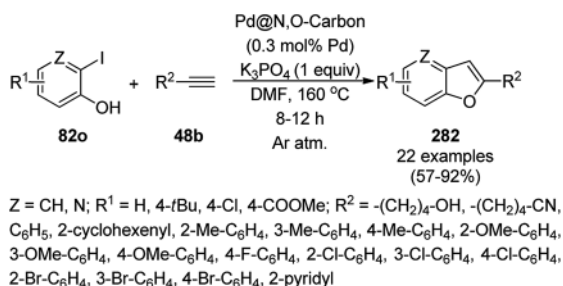
$\text{K}_4[\text{Fe}(\text{CN})_6]$ as the cyanating agent to synthesize cyano derivatives (Scheme 173).³¹² The catalytic performance of these NPs was reported to be superior compared to Pd salts for the cyanation of aryl and heteroaryl bromides.

The PdNP-supported nanosilica triazine dendritic polymer (PdNPs-nSTDP)-catalyzed Sonogashira cross-coupling of 2,6-dibromopyridine or 2,4,6-trichloropyrimidine (**6l**) with substituted phenyl acetylenes (**3f**) was achieved successfully for the green synthesis of V- or star-shaped di- or trialkynylaromatics (**283**), respectively (Scheme 174) under aqueous conditions at rt using *N,N*-diisopropyl ethylamine (DIPEA) as the base.³¹³ The same catalyst was also reported for the Suzuki-Miyaura cross-coupling, Heck coupling³¹⁴ and C-S coupling.³¹⁵ PdNPs-nSTDP was recycled and reused for up to ten times with 80–95% yield of the Sonogashira-coupled product of bromobenzene and phenylacetylene.

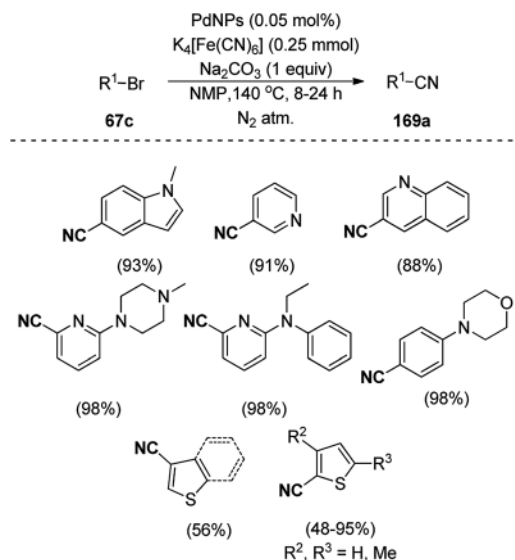
3.8 RuNP-catalyzed synthesis of heterocycles

van Leeuwen *et al.* reported phosphine-supported ruthenium nanoparticles (NPs) for the synthesis of substituted pyrazines (**284a**) and imidazoles (**81i**) from commercially available α -diketones (**256b/c**, Scheme 175).³¹⁶ The RuNPs were reported to be a hydrogenation catalyst with a low catalyst loading (1 mol%), which could be removed by their adsorption on silica or alumina. This method was applied for the synthesis of a key intermediate of the marine cytotoxic natural product dragma-cidin B.

Rousseau *et al.* reported the RuNP-catalyzed regioselective and regiospecific deuteration of N-containing heterocyclic compounds such as piperidine (**285a**), morpholine (**108a**), quinoline or pyridine (**116d**) and benzimidazole (**85h**, Scheme 176).³¹⁷ The developed protocol was successfully employed *via* the deuteration of many biologically active compounds such as



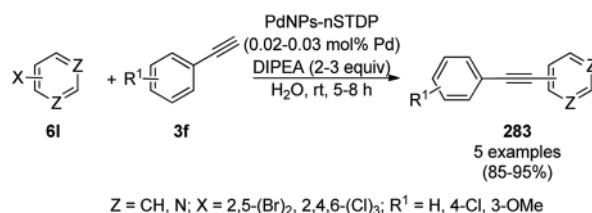
Scheme 172 Synthesis of benzofurans catalyzed by PdNPs.



Scheme 173 PdNP-catalyzed cyanation of bromo derivatives.

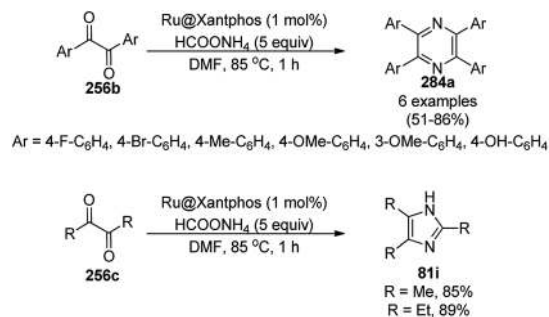
nicotine, anabasine, papaverine, melatonin, dextromethorphan, imipramine, protriptyline and paroxetine in good yield with high chemo- and regioselectivities. The authors claimed that hydrogen-deuterium exchange was observed due to the direct coordination of nitrogen to ruthenium since they did not observe any deuteration in the oxygen donor group.

Bhanage *et al.* reported that ruthenium nanoparticles supported on polymeric ionic liquids (Ru@PsIL) catalyzed the synthesis of *N*-formamides (**123f/40d**) and benzazoles (**123g**) such as benzimidazole or benzoxazole from carbon dioxide and dimethylamine borane (DMAB) in water : ethanol (1 : 1) as a green solvent and K₂CO₃ as the base (Scheme 177).³¹⁸ A polymeric ionic liquid (PsIL) were synthesized from Merrifield peptide resin and 1,2-dimethyl-1*H*-imidazole, which was treated with RuCl₃ and NaBH₄ for the immobilization of RuNPs onto PsIL. The good recyclability of the developed catalyst was observed up to the fifth catalytic run without loss in catalytic activity, and a negligible amount of leaching was observed. The high stability of the catalyst was confirmed from the SEM and TGA analysis of the recycled catalyst at the end of the fifth catalytic cycle. The same protocol was found to be successful with the formylation of many aromatic, alicyclic aliphatic and heterocyclic amines. The developed protocol gave the best results for benzimidazole from *o*-phenylene diamines and *o*-nitroanilines, but gave benzoxazole in poor yield.



Scheme 174 Sonogashira cross-coupling catalyzed by PdNPs-nSTDP.

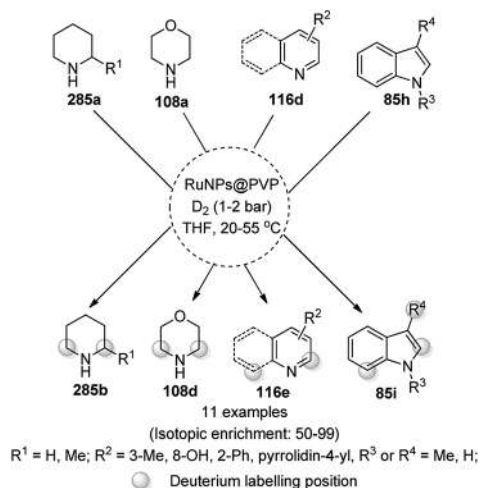




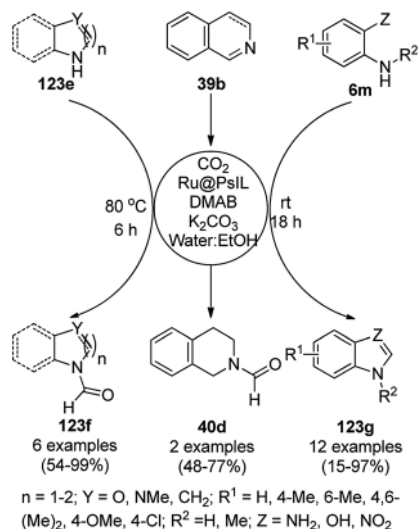
Scheme 175 Phosphine-supported RuNP-catalyzed synthesis of substituted pyrazines (**284a**) and imidazoles (**81i**) from α -diketones.

Prechtl *et al.* reported the selective hydrogenation of nitrogen-containing heterocycles using RuNCs in ionic liquids (Scheme 178).³¹⁹ The selective hydrogenation of aromatic heterocycles is still a great challenge since sometimes it leads to either fully or partially hydrogenated products. For example, the hydrogenation of quinoline can lead to the formation of both 1,2,3,4-tetrahydroquinoline and 5,6,7,8-tetrahydroquinoline. The authors selectively optimized the reaction conditions to synthesize 1,2,3,4-tetrahydroquinoline (**36e**) in up to 99% yield using RuNPs in hydroxyl-functionalized ILs [C₁C₁(EG)IM]NTf₂/[BMMIM]NTf₂ at 80 °C. The reusability of the nanocatalyst was claimed by the authors without decay in its catalytic potential for up to six catalytic runs. The substrate scope of the reaction was also studied for other nitrogen-containing heterocycles such as pyrrole (**106e**), pyrimidine (**213d**), pyridine (**110d**), indole, 2-phenylpyridine, 1-phenyl-1*H*-pyrazole, and carbazole.

Further Lee *et al.* reported the ring-closing metathesis of acyclic dienes (**287**), leading to the formation of nitrogen-containing unsaturated cyclic rings using dichloromethane as the solvent at rt in the presence of a catalytic amount of ionic magnetic NPs-supported Grubbs–Hoveyda MNP-Ru@SiO₂ catalyst (Scheme 179).³²⁰ After the completion of the reaction,



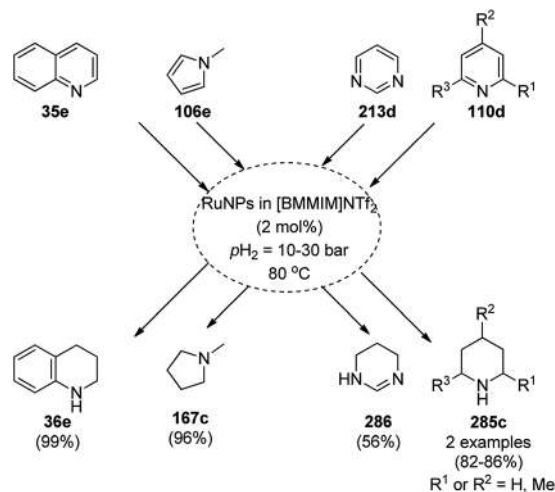
Scheme 176 RuNP-catalyzed regioselective deuteration of N-containing heterocycles.



Scheme 177 Ru@PsIL-catalyzed synthesis of *N*-formamides (**123f/40d**) and benzazoles (**123g**).

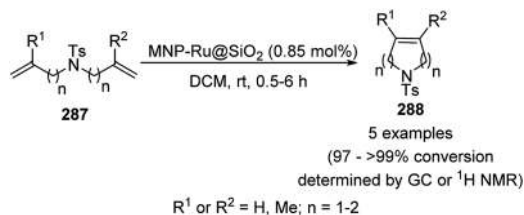
the recovery of the NPs was achieved using an external magnet, resulting in a clear reaction mixture. The recyclability of the catalyst was demonstrated by the authors for up to fourteen catalytic cycles without significant loss in its activity.

For the first time, RuNPs immobilized on γ -Al₂O₃ catalyzed the oxidation of tertiary heteroaromatic amines for the synthesis of corresponding *N*-oxides, which was reported by Rajagopal *et al.* (Scheme 180).³²¹ This protocol was investigated successfully for the oxidation of 2,2'-bipyridine (**110e**), pyridine/quinoline (**116f**), pyrazine/quinoxalines/phenazine (**284b**), 4,4'-bipyridine (**110f**) and other non-heteroaromatic amines such as dimethyl anilines, and triphenyl amine. The catalyst was recycled three times without any considerable loss in its activity. These tertiary amines first bind to the surface of the RuNPs followed by interaction with H₂O₂ to oxidize the *N*-heterocycles. The present protocol was claimed to be more feasible, greener,



Scheme 178 RuNPs in IL-catalyzed selective hydrogenation of N-containing aromatic heterocycles.





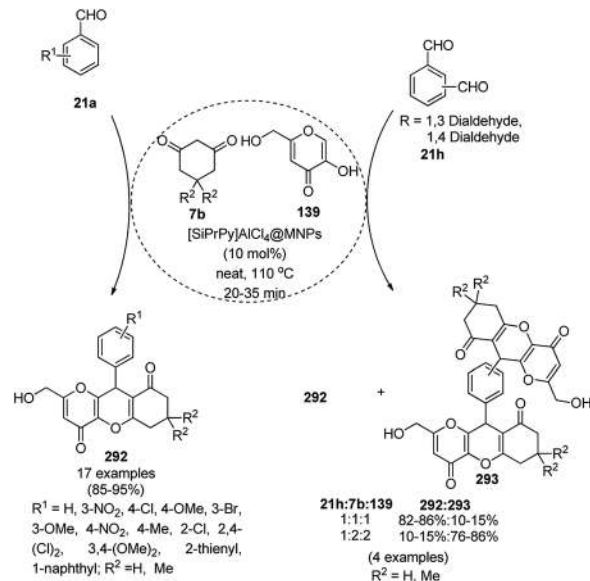
Scheme 179 MNP-Ru@SiO₂-catalyzed ring-closing metathesis of dienes (**288**).

and highly stable in water–acetonitrile compared to the other reported catalysts for the *N*-oxidation of pyridines such as silica-supported vanadium (V_xSi_{4x}O_{6.4x}),³²² RuCl₃,³²³ RuCl₃/bromamine-T,³²⁴ Au–Al₂O₃,³²⁵ [(C₁₈H₃₇)₂(CH₃)₂N]₇[PW₁₁O₃₉],³²⁶ and K₆[PW₉V₃O₄₀]·4H₂O.³²⁷

3.9 SiNP-catalyzed synthesis of heterocycles

Varieties of silica-based NPs have been reported for the synthesis of biologically significant heterocycles for C–C and C–heteroatom bond formation.³²⁸ Estakhri *et al.* synthesized dihydropyrano[3,2-*b*]chromenediones (**292**) from aromatic aldehydes (**21a**), 1,3-diones (**7b**) and Kojic acid (**139**) catalyzed by chloroaluminate ionic liquid-modified silica-coated [SiPrPy] AlCl₄ MNPs (10 mol%) at 110 °C under solvent-free conditions (Scheme 181).³²⁹ They also finely tuned the proportion of dialdehydes, 1,3-dione and Kojic acid (1 : 2 : 2) to selectively give bis-dihydropyrano[3,2-*b*]chromenediones (**293**) in 76–86% yield and all the reactants in a 1 : 1 : 1 proportion yielded 82–86% of dihydropyrano[3,2-*b*]chromenediones (**292**). The activity of the catalyst was found to be retained even after eight catalytic cycles with the recycled catalyst.

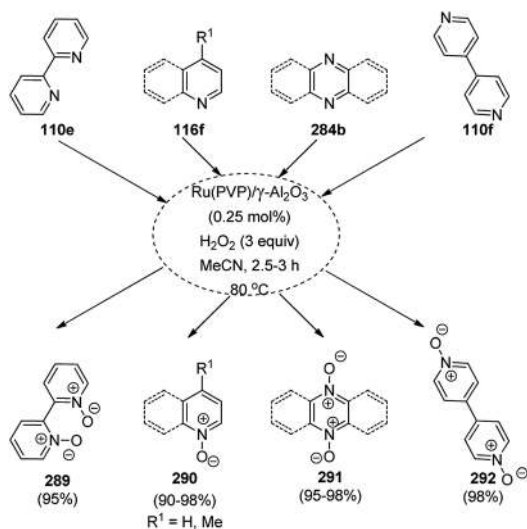
Zare *et al.* reported the silica NP-catalyzed synthesis of quinoxalines (**38f**) from *o*-phenylene diamines (**33f**) and substituted benzil (**256d**) under solvent-free and mild reaction conditions (Scheme 182).³³⁰ The applicability of the SiO₂ NPs



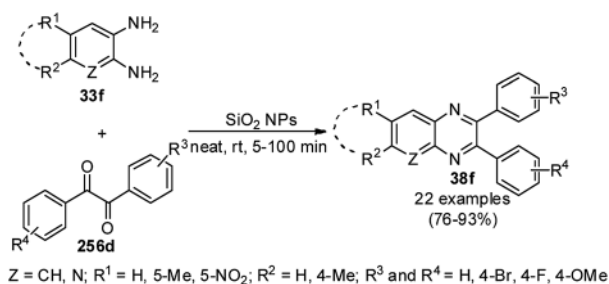
Scheme 181 [SiPrPy]AlCl₄@MNP-catalyzed one-pot synthesis of dihydropyrano[3,2-*b*]chromenediones (**292/293**) using three component of aromatic aldehydes (**21a**), 1,3-diones (**7b**) and Kojic acid (**139**).³²⁹

was also demonstrated for the Friedländer synthesis of quinoxalines (**116g/h/i**) from *o*-aminobenzophenone (**120b**) and ketones (**7d/63f/294a**) under neat and microwave irradiation (Scheme 183). The scope of the Friedländer synthesis was explored by Zare *et al.* by utilizing various ketones such as dimedone, cyclohexan-1,3-dione, cyclopentan-1,3-dione, 2,4-pentandione, ethyl acetoacetate, methyl acetoacetate, 1-phenylbutane-1,3-dione, cyclohexanone, 4-*tert*-butyl cyclohexanone, cyclopentanone, and dimedone. They synthesized the SiO₂ NPs following the reported protocol and NPs were characterized *via* SEM. The authors demonstrated the recyclability of the NPs for up to 15 catalytic cycles with good yields for the synthesis of quinoxalines. The silica NPs through its silanol group bondage with the reagents *via* hydrogen bonds bring the reactants closer to each other for the formation of the products.

Kassae *et al.* reported the one-pot synthesis of benzopyr-anopyrimidines using silica nanoparticles (SiNPs) grafted on a benzoylthiourea ferrous complex from substituted *o*-hydroxy benzaldehyde (**21f**), **29a** and secondary alkyl amine (**117a**) in

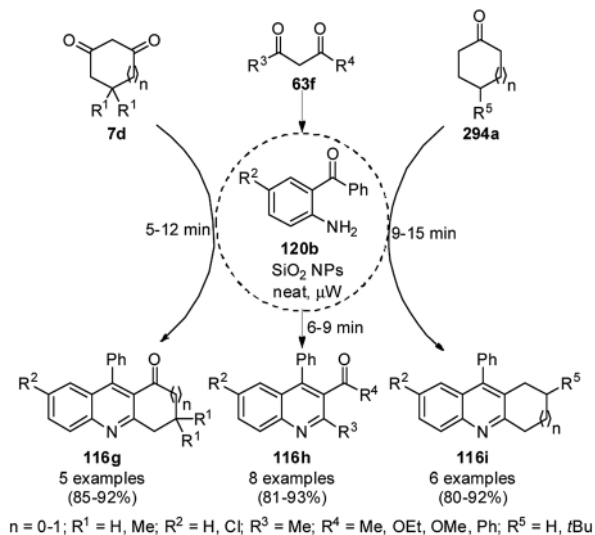


Scheme 180 *N*-oxidation of tertiary aromatic azacyclic amines.



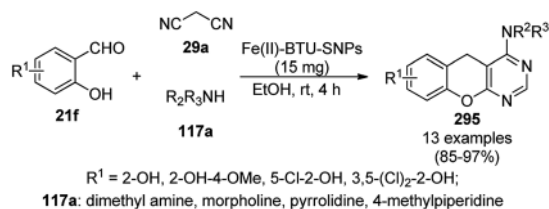
Scheme 182 SiO₂ NP-catalyzed synthesis of quinoxalines (**38f**) under solvent-free conditions.



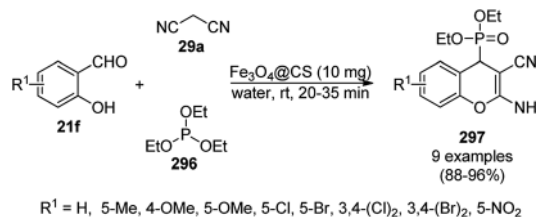
Scheme 183 SiO₂ NP-catalyzed synthesis of quinolines (116g/h/i).

EtOH at rt (Scheme 184).³³¹ SiNPs were coated with amino-propyltriethoxysilane and benzoyl isothiocyanate to immobilize benzoylthiourea on them following the treatment of the formed complex with FeCl₂ to form Fe(n)-BTU-SNPs. The synthesized NPs were characterized *via* FT-IR, TGA, EDX, SEM, and TEM. The catalyst promoted the Knoevenagel condensation between the substrate as a Lewis acid catalyst by increasing the electrophilic character of the carbonyl of *o*-salicylaldehydes. The reusability of the nanocatalyst was claimed by Kassae *et al.* for up to five catalytic cycles without loss in its catalytic potential. Further, they have also reported Fe₃O₄ NPs supported on sulfochitosan (Fe₃O₄@CS) for the synthesis of 2-amino-4*H*-chromen-4-yl phosphonates (297, Scheme 185) from *o*-salicylaldehydes (21f), malononitrile (29a) and triethyl phosphite (296).³³²

IL-functionalized Fe-containing mesoporous SiNPs (Fe-MCM-41-IL) catalyzed cyclocondensation for the synthesis of pyrido[2,3-*d*:6,5-*d'*]dipyrimidines was achieved successfully under aqueous conditions at rt from 2-thiobarbituric acids (62d), aryl or heteroaryl aldehydes (21i) and ammonium acetate (147b, Scheme 186).³³³ The required catalyst was synthesized by loading triazolium IL on iron containing mesoporous silica (MCM-41) following the reported procedure.³³⁴ The magnetically retrievable catalyst was reused for six consecutive runs in 93–95% yield.



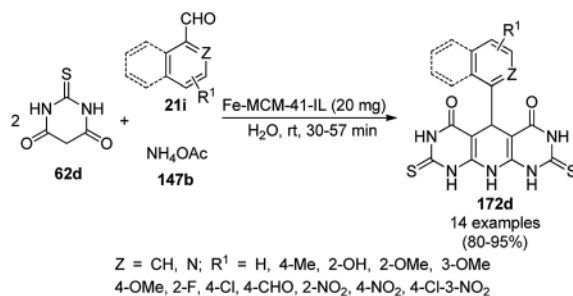
Scheme 184 Silica NP-catalyzed synthesis of benzopyranopyrimidines (295) under mild reaction conditions.

Scheme 185 Synthesis of 2-amino-4*H*-chromen-4-yl phosphonates (297) by Fe₃O₄ NPs supported on sulfochitosan (Fe₃O₄@CS).

Tungsten immobilized on SBA-15 [W(IV)/NNBIA-SBA-15] catalyzed Knoevenagel–Michael-5-*exo*-dig cyclization from the MCR between hydantoin (298), 29b and benzaldehydes (21a) or isatins (5c) led to the synthesis of 7-phenyl-2,3,7,7a-tetrahydro-1*H*-pyrrolo[1,2-*c*]imidazole (299) or spirooxindole-2-azapyrrolizidine (300) (Scheme 187).³³⁵ Chlorofunctionalized SBA-15, which was synthesized by the treatment of SBA-15 and (3-chloropropyl)triethoxysilane, was later treated with *N,N'*-(ethane-1,2-diyl)bis(2-aminobenzamide) (NNBIA) and WCl₆ for the covalent grafting of tungsten to obtain the final NPs. The filtered catalysts at the end of the reaction were recycled for up to five runs without loss in its catalytic activity.

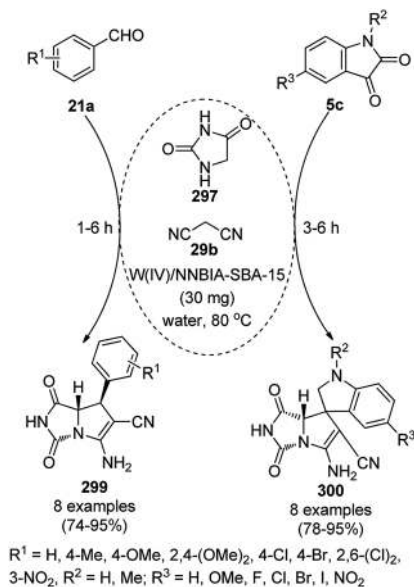
An Au(III) phosphorus complex grafted on fibrous SiNPs (HPG@KCC-1/PPh₂/Au NPs) catalyzed the carboxylation of substituted propargylic amines (45d) to achieve the successful synthesis of 2-oxazolidinones (301a) at rt under aqueous conditions (Scheme 188).³³⁶ KCC-1 NPs, which were synthesized from TEOS, were treated with glycidol and chlorodiphenylphosphine to obtain phosphite-functionalized organosilica (HPG@KCC-1/PPh₂), which was subsequently treated with sodium tetrachloroaurate to obtain the final NCs. Following the ease of the recovery of the catalyst by filtration, it was recycled ten times with consistent catalytic activity.

IL immobilized on KCC-1-catalyzed carboxylation of *o*-amino benzonitrile (6n) for the synthesis of quinazoline-2,4-diones (242b) (Scheme 189) was reported by Sadeghzadeh *et al.*³³⁷ The prepared KCC-1 was silylated with 3-chloropropyltriethoxysilane followed by the loading of hexamethylenetetramine using sodium borohydride and potassium hydroxide. A comparison of the textual parameters of KCC-1 and KCC-1/IL revealed that the IL-loaded SiNPs possess a finer pore size, volume and surface area, which increased their catalytic



Scheme 186 Green synthesis of 1,4-dihydropyrimidines (172d) in aqueous conditions.

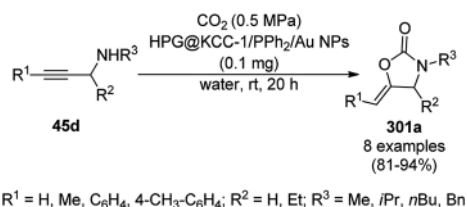




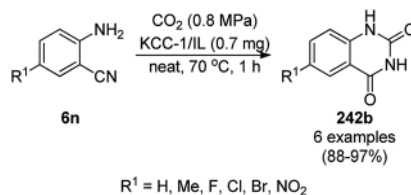
Scheme 187 Synthesis of 2-azapyrrolidines under aqueous conditions.

capacity. The optimization of various reaction parameters led to the use of 0.7 mg KCC-1/IL, solvent-free conditions, with heating at 70 °C for 1 h as the best conditions to synthesize **242b**. The reuse of the catalyst was attempted for up to ten cycles with more than 90% yield, indicating the catalytic stability of IL-loaded KCC-1, where the reused catalyst after the tenth run was found to possess a similar texture to the fresh catalyst (TEM and FT-IR). Further, Sadeghzadeh *et al.* claimed that their most recent protocol was superior^{338–342} since it functioned at a relatively low temperature, without the use of solvent, with the lowest pressure of CO₂, lowest catalytic loading and shortest duration of treatment.

4,4'-Bipyridinium dichloride ordered mesoporous SiNPs (SBA@BiPy²⁺2Cl⁻) catalyzed Michael addition-cyclocondensation for the synthesis of 3-amino-1-phenyl-5,10-dioxo-5,10-dihydro-1*H*-pyrazolo[1,2-*b*]phthalazine-2-carbonitriles (**250b**) in 86–96% yield from phthalhydrazide (**249**), malononitrile (**29a**), and aryl carbaldehydes (**21a**) (Scheme 190).³⁴³ The homocoupled product of 4,4'-bipyridine with 3-chloropropyltriethoxysilane was loaded on Pluronic P123, an amphiphilic surfactant, to obtain dicationic NCs (SBA@BiPy²⁺Cl²⁻). The retention of the catalytic activity was proven by investigating the recycling of the SiNPs for up to seven



Scheme 188 Synthesis of 2-oxazolidinones (**300**) catalyzed by SiNPs.



Scheme 189 Synthesis of quinazoline-2,4-diones (**242b**) catalyzed by KCC-1.

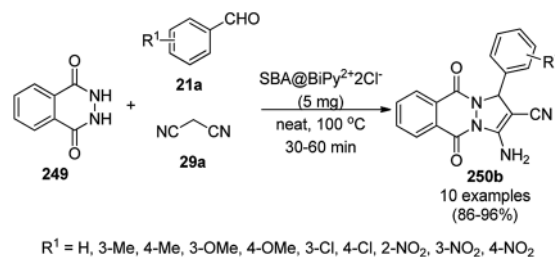
reuses, giving 91–96% yield in the model reaction of **249**, **29a** and benzaldehyde.

Substituted pyrazolo[1,2-*b*]phthalazine-5,10-diones (**250c**) were synthesized from substituted aromatic aldehyde (**2**), dimedone or acyclic 1,3-diketone (**63g**) and 2,3-dihydrophthalazine-1,4-dione (**249**) in the presence of heterogeneous acidic ionic liquid 4-methyl-1-(3-sulfopropyl)pyridinium hydrogen sulfate [MSP]HSO₄@nSiO₂ in 6 mol% at 80 °C under solvent-free conditions (Scheme 191).³⁴⁴ The newly developed catalyst was well characterized *via* elemental analysis, Fourier transform infrared spectroscopy (FT-IR) and scanning electron microscopy (SEM), and was recycled up to five times without decay in its catalytic activity.

The SiO₂ NP-catalyzed multicomponent reaction of 3,3-dimethyl-1,3-cyclohexanedione (**7a**) or ethyl acetoacetate (**63a**) with malononitrile (**29a**) and carbaldehydes (**2**) in ethanol at rt led to the synthesis of 2-amino-3-cyano tetrahydrobenzo[*b*]pyrans (**160f**) or 2-methyl-4-aryl-4*H*-pyran-3-carboxylate (**160g**, Scheme 192) in good yields.¹⁵² It was also explored for the pseudo-four-component synthesis of hexasubstituted anilines using **29a** (2 equiv.), **2**, and substituted acetophenones. This environmentally benign catalyst was reused and recycled for up to eight runs.

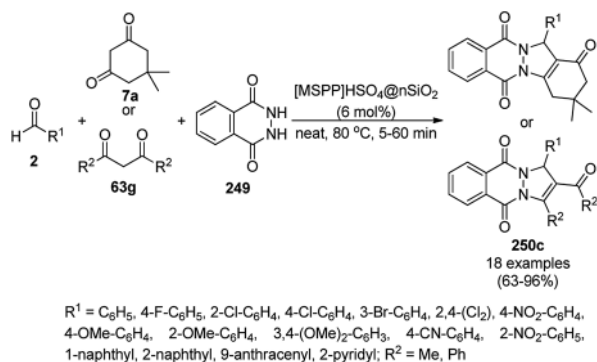
3.10 ZnNP-catalyzed synthesis of heterocycles

Singh *et al.* reported that ionic liquid-coated zinc oxide nanoparticles (IL@ZnO NPs) catalyzed the green synthesis of 1,2-disubstituted benzimidazoles (**85j**) from *o*-phenylene diamine (**33e**) and substituted benzaldehydes (**21j**) under ball-milling conditions at rt in a short time under an argon environment (Scheme 193).³⁴⁵ Here, ZnO was found to form a 3D-network with 1-methyl-3-carboxymethylimidazole bromide because of the high affinity of ZnO with COOH. In general, the reaction of



Scheme 190 Environmentally benign synthesis of 1*H*-pyrazolo[1,2-*b*]phthalazine-5,10-diones (**250b**).

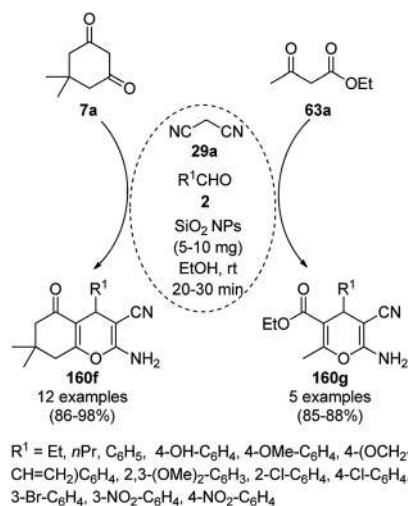




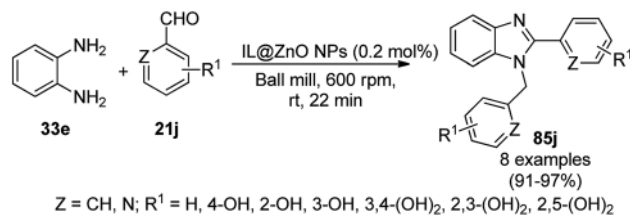
Scheme 191 Synthesis of substituted pyrazolo[1,2-*b*]phthalazine-5,10-diones (**250c**) from aromatic aldehyde (**2**), 1,3-diketone (**7a** or **63g**) and 2,3-dihydrophthalazine-1,4-dione (**249**).³⁴⁴

o-phenylene diamine with benzaldehyde derivatives can lead to the formation of 2-substituted benzimidazole and 1,2-disubstituted benzimidazole. However, the reported protocol was found to be selective for the synthesis of 1,2-disubstituted benzimidazole in excellent yields over 2-substituted benzimidazole. ZnO-NPs play a key catalytic role in the 1,3-hydrogen shift, with stronger affinity towards the imine bond. The ZnO NPs were recycled up to six times without loss in their catalytic reactivity, where after the seventh catalytic run, the catalyst lost its morphological character, as confirmed from SEM and DLS studies. The scalability of the synthesized catalyst was demonstrated by the authors for up to 80 mmol of *o*-phenylene diamine and salicylaldehyde with 90% yield of the target 1,2-disubstituted benzimidazole. The developed protocol with the IL@ZnO NPs exhibits the merits of high eco-scale value, low E-factor, high yield, shorter reaction time and simpler purification by washing with aqueous methanol in comparison with the literature reports.³⁴⁶⁻³⁵³

Dandia *et al.* reported the synthesis of pyrazolones (**302**) from substituted ethyl acetoacetate (**63h**) and substituted



Scheme 192 Synthesis of tetrahydrobenzo[*b*]pyrans (**160f/g**) catalyzed by SiO₂ NPs.

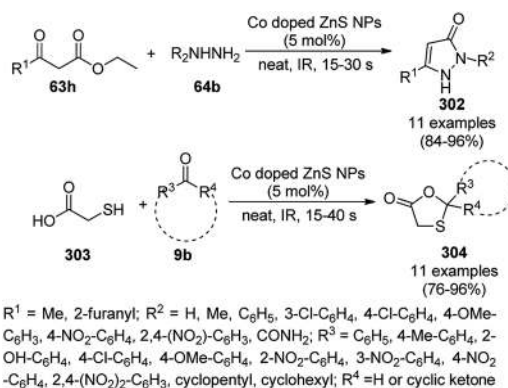


Scheme 193 IL@ZnO NP-catalyzed synthesis of 1,2-disubstituted benzimidazoles (**85j**) reported by Singh *et al.*

hydrazine (**64b**) under solvent-free conditions using IR irradiation catalyzed by cobalt-doped zinc sulphide nanoparticles (Co-doped ZnS NPs, Scheme 194).³⁵⁴ The same protocol was explored for the synthesis of 1,3-oxathiolan-5-ones (**304**) from 2-thioacetic acid (**303**) and substituted aldehyde or ketones (**9b**) in 76–96% yield. The co-doped ZnS NPs were prepared using a green aqueous chemical method following the literature reported procedures^{355,356} and characterized *via* XRD, TEM, EDAX, ICP-AES and UV-Vis spectroscopy. The investigation of the recyclability of the catalyst revealed that the catalyst recovered after sonication could be recycled for up to four times without loss in its catalytic activity and its morphological character remained the same, as confirmed by SEM and TEM.

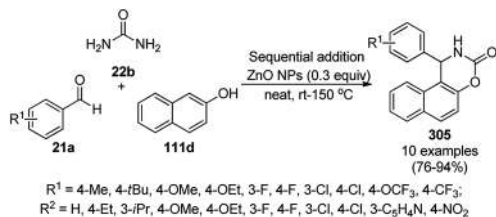
Kaushik *et al.* reported that commercially available zinc oxide nanoparticles (ZnO NPs) as a Lewis acid catalyzed the synthesis of 1,2-dihydro-1-arylnaphtho[1,2-*e*][1,3]oxazine-3-ones (**305**) and 14-substituted-14*H*-dibenzo[*a,f*]xanthenes (**306**, Scheme 195) under solvent-free conditions.³⁵⁷ The synthesis of **305** was achieved from substituted benzaldehyde (**21a**) and urea (**22b**) following the sequential addition of β -naphthol (**111d**) in 76–94% yield, whereas **306** was synthesized from substituted benzaldehyde (**21a**) and β -naphthol (**111d**) at 120 °C *via* random addition in 80–92% yield (Scheme 196). The recyclability of the catalyst was also investigated and the yield of the final product was found to be up to 68% in the fourth catalytic reuse of the catalyst after increasing the duration of the reaction.

Siddiqui *et al.* reported the synthesis of new pyridines *via* the multi-component reactions of β -enaminones (**206**), active methylene compounds and ammonium acetate using a catalytic



Scheme 194 Co-doped ZnS NP-catalyzed synthesis of pyrazolones (**302**) and 1,3-oxathiolan-5-ones (**304**) under IR irradiation.





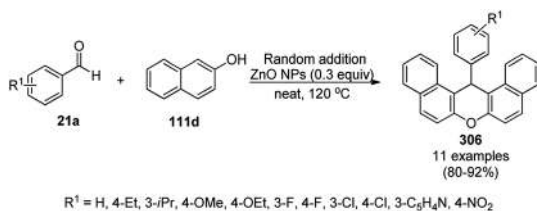
Scheme 195 ZnO NP-catalyzed synthesis of 1,2-dihydro-1-aryl-naphtho[1,2-e][1,3]oxazine-3-ones (**305**).

amount of ZnO NPs in 10 mol% (Scheme 197) at 70 °C.³⁵⁸ The ZnO NPs were synthesized *via* the sol-gel method and characterized using XRD, SEM, and TEM. This catalyst was reused for the synthesis of the target compound from β -enamionones, ethyl acetoacetate and ammonium acetate for up to six catalytic cycles without loss in its catalytic activity, as was evident by the XRD spectrum of the ZnO NPs.

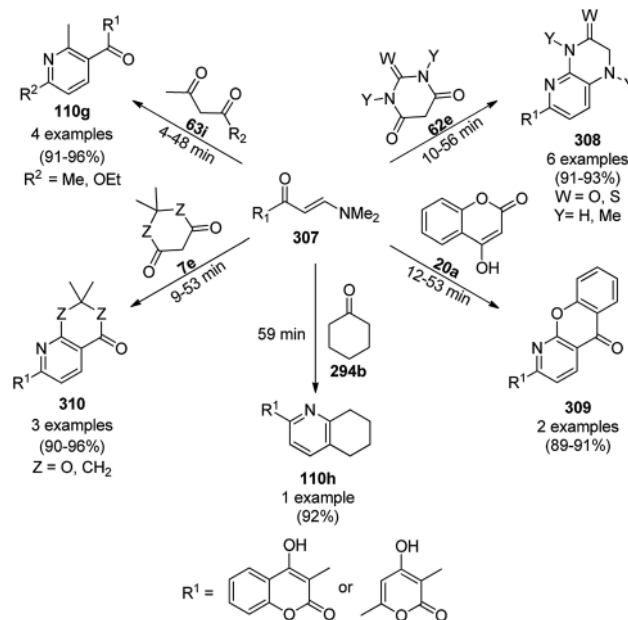
The heterogeneous ZnO NP-catalyzed one-pot synthesis of pyrazole-coupled imidazo[1,2-*a*]pyridine (**311**) *via* the three-component reaction (Scheme 198) of ethyl pyrazole-3-carboxylate (**93d**), 2-aminopyridine (**110i**) and isocyanide (**219b**) was developed by Shrivastava *et al.* in a benign solvent.³⁵⁹ The ZnO NPs were prepared following the literature method³⁶⁰ using zinc acetate and ammonium carbonate and characterized *via* TEM, SEM, and XRD. The catalyst was separated *via* simple filtration and found to lose its catalytic activity after eight catalytic runs due to agglomeration, which after calcination at 450 °C for 4 h regained its activity, as confirmed by its reuses in five catalytic cycles. The ZnO NPs catalyzed this condensation *via* HB formation by the hydroxyl groups present on their surface with the carbonyl oxygen or iminic nitrogen of the formed intermediates.

ZnO NPs prepared though the bottom-up method³⁵⁵ under green conditions were found to be successful for the synthesis of 4*H*-chromenes (**160h**, Scheme 199) *via* the three-component reaction of salicylaldehydes (**21f**), active methylene compounds (**186b**) and nitrogen- and oxygen-bearing nucleophiles (**312**).³⁶¹ The reused NPs were recycled for up to six times with >85% of the Knoevenagel-Michael-cyclization adduct.

Siddiqui *et al.*³⁶² reported the synthesis of nano ZnO³⁶¹ using zinc acetate dehydrate and potassium hydroxide and characterized its nano nature (15–25 nm) *via* EDS, TEM and XRD. Further, they also used the nano ZnO for the synthesis of pyrimido[4,5-*b*]quinolines (**172e**, Scheme 200) using



Scheme 196 ZnO NP-catalyzed synthesis of 14-substituted-14*H*-dibenzo[*a,j*]xanthenes (**306**).

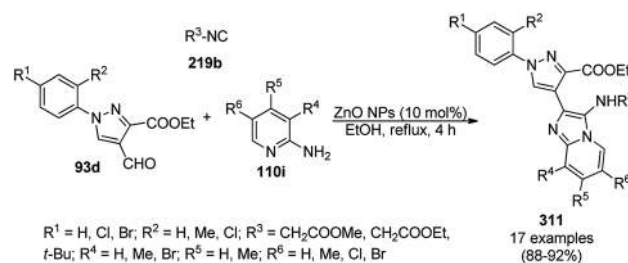


Scheme 197 Synthesis of the pyridines catalyzed by ZnO NPs (10 mol%) at 70 °C.

benzaldehydes (**21a**), 2-hydroxynaphthalene-1,4-dione (**191**) and 6-aminouracil (**182b**) in a green admicellar aqueous solution of CTAB as an emulsifying agent. After the completion of the reaction, ethyl acetate was added to the reaction mixture and the catalyst was recycled for up to five catalytic runs.

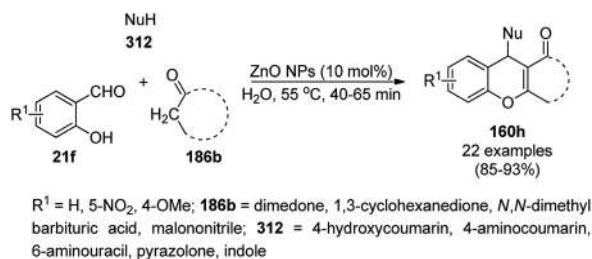
The synthesis of tetra-substituted pyrroles (**107c**, Scheme 201) *via* the three-component reaction of aliphatic amines (**117d**), dimethyl or diethyl acetylenedicarboxylates (**201b**) and phenylacetyl bromide (**313**) was achieved using a catalytic amount of ZnO nanorods. ZnO NPs were prepared *via* the neutralization of zinc acetate dihydrate with caustic soda at 80 °C and treated with SDS in aqueous NaOH to obtain ZnO rods. However, the reaction failed with less nucleophilic anilines, and the more electrophilic ethyl bromopyruvate.³⁶³

The first aldol condensation at rt between *o*-hydroxy acetophenone (**111e**) and benzaldehydes (**21a**) driven under aqueous hydrotropic and basic medium formed by ZnO nanobullets or nanograins and sodium *p*-toluenesulfonate (NaPTS) was designed for the brisk synthesis of flavanones (**314**, Scheme 202).³⁶⁴ The ZnO NPs were obtained from zinc chloride and NaOH *via* co-precipitation and 90–96% yield of flavanones was



Scheme 198 ZnO NP-catalyzed synthesis of imidazo[1,2-*a*]pyridines (**311**).



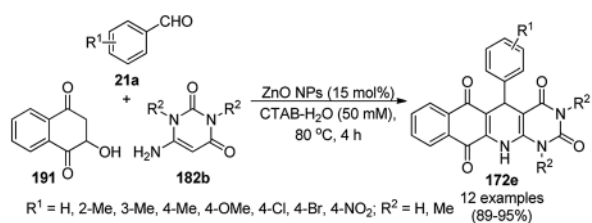


Scheme 199 ZnO NP-catalyzed synthesis of densely functionalized 4H-chromenes (160h).

obtained during the five times recycling of the ZnO NPs at pH 12. ZnO nanograins with a finer particle size of 90 nm were found to give higher yields of flavanones in a shorter time than ZnO nanobullets (particle size of 600 nm × 110 nm). Compared to the reported methodology for the synthesis of flavanones such as Fe(HSO₄)₃/SiO₂ (ref. 365) and hydromagnesite,³⁶⁶ the ZnO NP-catalyzed protocol is operational at rt in a shorter time.

ZnO NPs as a Lewis acid catalyzed the condensation of aldehydes (21a) with β-naphthols (111d) and dimedone (7), which led to the efficient synthesis of 14-phenyl-14H-dibenzo[*a,j*]xanthenes (306) and 1,8-dioxooctahydroxanthenes (168a), respectively (Scheme 203). Grinding of zinc acetate and oxalic acid in an agate mortar for 1 h at rt led to the formation of ZnC₂O₄·2H₂O NPs, which were calcined at 450 °C to obtain the final NPs (20–30 nm, as confirmed by XRD, SEM and EDAX).

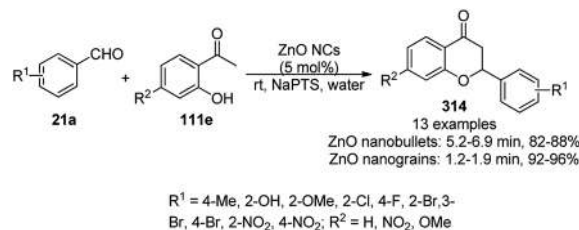
Zavar *et al.* reported the catalytic use of ZnO NPs or the synthesis of 2-amino-4H-chromenes (160b) *via* the multicomponent reaction of dimedone (7a), malononitrile (29a) and aromatic benzaldehyde (21a, Scheme 204).¹⁵⁴ The ZnO NPs were prepared from zinc acetate and urea in the presence of SDS and characterized *via* TEM, SEM and XRD.



Scheme 200 Synthesis of benzo[*g*]pyrimido[4,5-*b*]-quinoline-2,4,6,11(1*H*,3*H*)-tetraone (172e).



Scheme 201 Catalytic applications of nanorod-ZnO in the synthesis of polysubstituted pyrroles (107c).



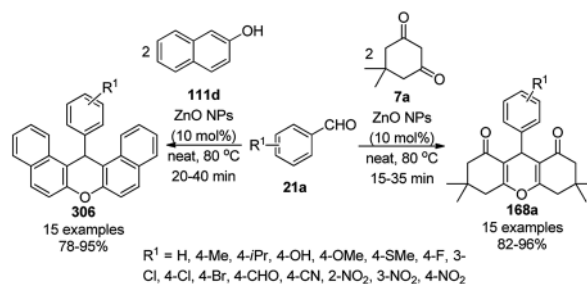
Scheme 202 Synthesis of flavanones (314) under green benign conditions.

Commercially available ZnO NP-catalyzed Knoevenagel–Michael-cyclization for the synthesis of multi-armed poly(tetrahydrobenzimidazo[2,1-*b*]quinazolin-1(2*H*)-ones) attached with phenyl *via* benzoyloxy or phenoxyethyl linkers (316) was successfully achieved using 2-amino benzimidazoles (84c), dimedone (7a) and hexakis-aldehydes (315, Scheme 205).³⁶⁷ The same protocol was also observed to be successful with previously synthesized tris-aldehydes and tetrakis-aldehydes for the synthesis of novel polypodal compounds.

Zinc sulphide nanoparticle (ZnS NP)-catalyzed [3 + 2] cycloaddition for the synthesis of 1-substituted tetrazoles (86b) was reported using primary aromatic amine (6o), 66 and triethyl orthoformate (317) at 130 °C in 56–79% yield under solvent-free conditions (Scheme 206).³⁶⁸ The reaction proceeded without any side reactions and evolution of hydrazoic acid. The catalyst preserved its crystalline behavior even after seven cycles of reuse, as evident from the XRD pattern of the recycled catalyst.

3.11 Other MNP-catalyzed synthesis of heterocycles

The MgO NP-catalyzed synthesis of cyclic thioureas (22c) such as imidazoline-2-thiones and tetrahydropyrimidone-2-thiones was reported by Beyzaei *et al.* using 1,2- or 1,3-diaminoalkanes (202c) and carbon disulfide (126) in ethanol in 71–84% yield (Scheme 207).³⁶⁹ Further, the synthesized compounds (22c) also showed good anti-microbial activity against Gram-positive and Gram-negative pathogenic bacteria. The present protocol for the synthesis of cyclic thiourea has the advantages of operational at rt and proceeds without the formation of pernicious hydrogen sulfide gas in comparison with that in the literature.^{370–375}



Scheme 203 Synthesis of 14-phenyl-14H-dibenzo[*a,j*]xanthenes (306) and 1,8-dioxooctahydroxanthenes (168a).

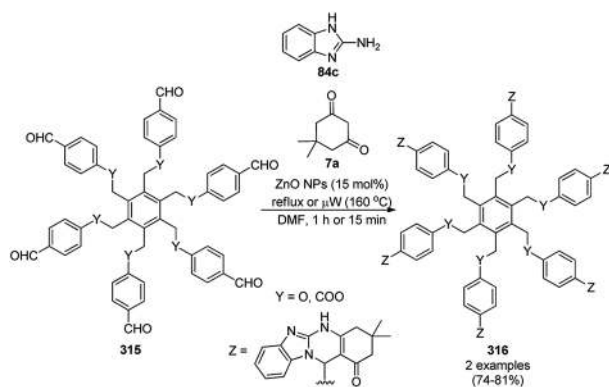




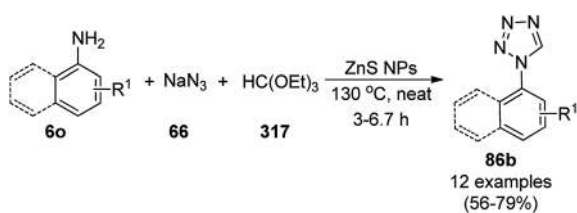
Scheme 204 ZnO NP-catalyzed synthesis of 2-amino-4H-chromenes (160b).

MgO NPs immobilized on IL-based periodic mesoporous organosilica (Mg@PMOL-IL) catalyzed the cyclocondensation of isatins (5c), 1,3-dicarbonyl compounds such as dimedone or 1,3-dimethylpyrimidine-2,4,6(1H,3H,5H)-trione (7f) and *N*-phenylacetyl pyridinium bromides (318), providing a reasonable approach for the synthesis of spirooxindole-furan derivatives (Scheme 208) in excellent yields.³⁷⁶ The key catalyst was synthesized *via* the deposition of MgO NPs on PMOL-IL, pre-synthesized from tetramethoxysilane and 1,3-bis(3-trimethoxysilylpropyl) imidazolium chloride using Pluronic P123 as a structure-directing agent. The novel catalyst was well characterized *via* FT-IR, TGA, BET, SEM, and TEM. After the completion of the reaction, the catalyst was separated by filtration and reused seven times, retaining its catalytic potential for the synthesis of spirocyclic compounds (319).

Reza *et al.* reported the MgO NP-catalyzed synthesis of polyydroquinoline (171d, Scheme 209) from aromatic aldehydes

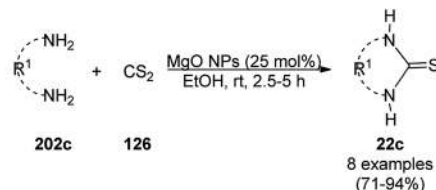


Scheme 205 ZnO NP-mediated synthesis of multi-armed poly(tetrahydrobenzimidazo[2,1-b]quinazolin-1(2H)-ones) (316).



$R^1 = \text{H, 2-Me, 3-Me, 4-Me, 2,5-(Me)}_2, 2\text{-NH}_2, 2\text{-Cl, 3-Cl, 4-Cl, 4-Br, 4-Ac}$

Scheme 206 ZnS NPs as heterogeneous catalyst in [3 + 2] cycloaddition.



$R^1 = \text{-CH}_2\text{CH}_2\text{-, -CH}_2\text{CH}(\text{CH}_3)\text{-, -CH}_2\text{C}(\text{CH}_3)_2\text{-, -CH}(\text{CH}_2)_4\text{CH-}, \text{-}(\text{CH}_2)_3\text{-, -CH}_2\text{C}(\text{CH}_3)_2\text{CH}_2\text{-, -CH}_2\text{CH}(\text{OH})\text{CH}_2\text{-, -CH}_2\text{CH}_2\text{CH}(\text{Et})\text{-}$

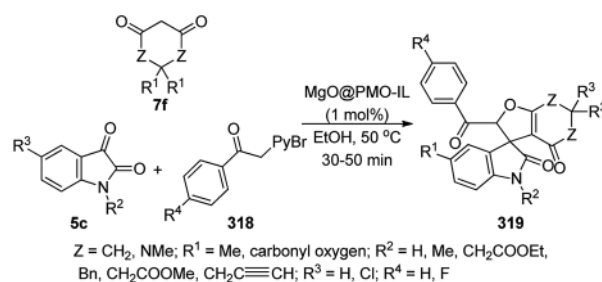
Scheme 207 Synthesis of cyclic thioureas (22c) catalyzed by MgO NPs.

(2), 9a, 63a and 147b under solvent-free conditions in 89-93% yield.³⁷⁷ They synthesized MgO NPs from MgCl₂ and NaOH in PEG sonochemically. The catalyst was recovered by centrifugation and recycled using a model reaction involving benzaldehyde, 9a, 63a and 147b for up to seven cycles with 85-92% yield of 171d.

Somorjai *et al.* reported the successful dehydrogenation of tetrahydroquinoline (36j) using MNPs/SBA-15 (5 mol% using metals such as Pd, Pt and Rh) as heterogeneous metallic nanoparticles (MNPs) in deuterated toluene-*d*₈ as the solvent at 130 °C for 23 h (Scheme 210).¹⁵⁷ The same reaction was found to be inferior with Rh, Pt and Pd salts such as rhodium chloride (RhCl₃), rhodium(III) acetylacetonate (Rh(acac)₃), potassium tetrachloroplatinate(II), Pt/C and palladium chloride (PdCl₂). The hydrogenation of 2-methyl quinoline using hydrogen gas (1 atm) and MNPs/SBA-15 (2.5 mol%), in toluene-*d*₈ solvent at 60 °C for 24 h gave >99.9% yield with Pt and Pd MNPs. No catalytic decay was observed for the PdNPs/SBA-15 for up to three catalytic runs.

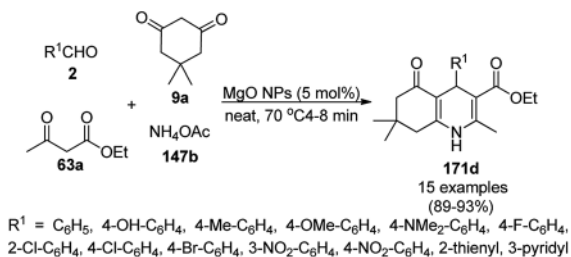
Various coumarin derivatives have been reported as important scaffolds having diversified biological activities such as anticancer,³⁷⁸ anti-HIV,³⁷⁹ anti-inflammatory,³⁸⁰ anti-microbial³⁸¹ activities. The synthesis of 5-oxo-4H,5H-pyrano[3,2-c]chromene-3-carbonitrile derivatives (160a) was performed using 4-hydroxycoumarin (20a), 29a and substituted arylaldehydes (21a), employing molybdenum oxide nanoparticles (MoO₃-NPs, 5 mol%) at 80 °C using EtOH : H₂O as a co-solvent (4 : 1, Scheme 211). These NPs efficiently catalyzed the reaction for up to six cycles without loss in their catalytic activity.³⁸²

Shiri *et al.* synthesized sulfamic acid immobilized on amino-functionalized magnetic nanoparticles (MNPs/DETA-SA) and used them as a catalyst for the synthesis of 2,3-



Scheme 208 Synthesis of spirooxindole-furan derivatives (319).

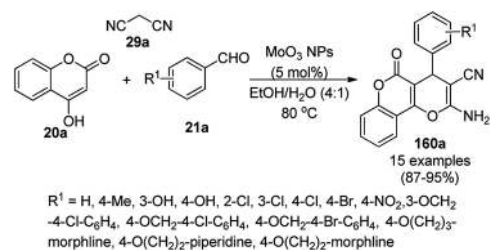




Scheme 209 Synthesis of polyhydroquinolines (**171d**) under neat conditions catalyzed by MgO NPs.

dihydroquinazoline-4(1*H*)-ones (**216c**) and polyhydroquinoline derivatives (**171c**, Scheme 212).³⁸³ The MNPs/DETA-SA catalyst was synthesized by loading sulfamic acid on amino-functionalized MNPs. The MNPs were prepared *via* a coprecipitation procedure followed by treatment with 3-chloropropyltrimethoxysilane (CPTMS) and diethylenetriamine (DETA). **216c** was synthesized *via* the cyclocondensation of **133d** with aldehydes/ketones (**9c**) in the presence of MNPs/DETA-SA (15 mg for 1 mmol of reaction) in water at 70 °C in 80–97% yield. The same catalyst was used to catalyze the reaction of **21a**, **7a**, **63a** and **147b** at 90 °C to give **171c** in 85–97% yield (Scheme 213). The efficiency of the present protocol was compared with the some of the previously reported methods catalyzed by palladium chloride PdCl₂,³⁸⁴ K₂[PW₁₁CoO₄₀],³⁸⁵ Cu-SPATB/Fe₃O₄,³⁸⁶ [TBA]₂[W₆O₁₉], KAl(SO₄)₂·E₁₂H₂O,³⁸⁷ and silica-bonded *N*-propylsulfamic acid (SBNPSA).³⁸⁸ It was claimed that the MNPs/DETA-SA-catalyzed synthesis has the advantages of higher yields, shorter reaction times, and milder or green conditions.

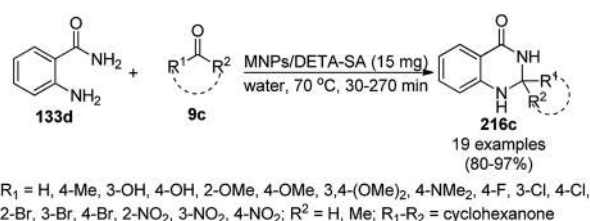
Wang *et al.* reported the regioselective oxyalkylation of vinylarenes (**192b**) with tetrahydrofuran or dioxolane (**320a**) catalyzed by diatomite-supported manganese oxide (Mn₃O₄) nanoparticles (SMNOP-1) in the presence of air at 80 °C in 12 h using tetrahydrofuran (THF) as the solvent (Scheme 214).³⁸⁹ The SMNOP-1 NPs were synthesized using Mn(OAc)₂·4H₂O, diatomite, cetyltrimethylammonium bromide (CTAB) in DMSO, and further been characterized *via* TEM and XRD. The recyclability of SMNOP-1 was successfully demonstrated by the authors for



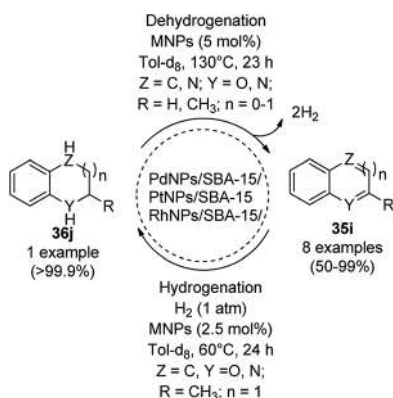
Scheme 211 One-pot synthesis of 4-phenyl-substituted pyrano-fused coumarins (**160a**) catalyzed by MoO₃ NPs under green conditions.

the model reaction involving the oxyalkylation of styrene and THF for up to five catalytic cycles without loss in its catalytic activity. The structure of SMNOP-1 remained intact as confirmed by the XRD and TEM images of the catalyst taken before and after four consecutive catalytic runs. SMNOP-1 helps in the catalytic oxidation of tetrahydrofuran to tetrahydrofuran free radical and oxidation of the alcohol intermediate to the final ketone product.

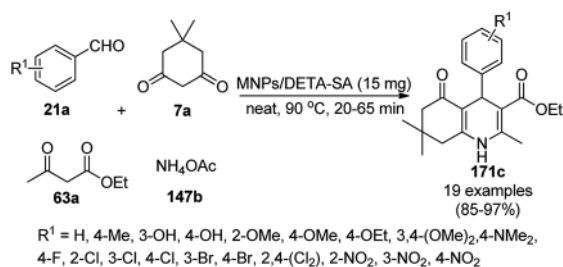
Siddiqui *et al.* reported the sulfur nanoparticle (S8 NP)-catalyzed synthesis of substituted 4*H*-pyrido[1,2-*a*]pyrimidines (**322**) using an aqueous micellar medium of sodium dodecyl succinate (SDS), substituted 2-aminopyridine (**150b**), aldehydes (**2**) and methylene ketones (**9c**) at 85 °C (Scheme 215).³⁹⁰ The S8 NPs were synthesized using elemental sulfur and characterized *via* XRD, TEM, and EDX. The sulfur NPs provided a nanocatalytic surface in the micellar environment for the reagents to interact with each other. The recyclability of the NPs was demonstrated for up to five catalytic runs. However, the catalytic potential of the NPs declined to 66% yield of the final product during fifth catalytic run because of their aggregation, as confirmed by TEM.



Scheme 212 Synthesis of 2,3-dihydroquinazolin-4(1*H*)-one (**216c**).

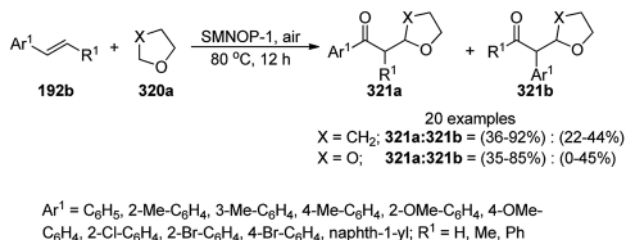


Scheme 210 MNP-catalyzed dehydrogenation and hydrogenation.



Scheme 213 Synthesis of polyhydroquinolines (**171c**) using the MNP/DETA-SA catalyst.



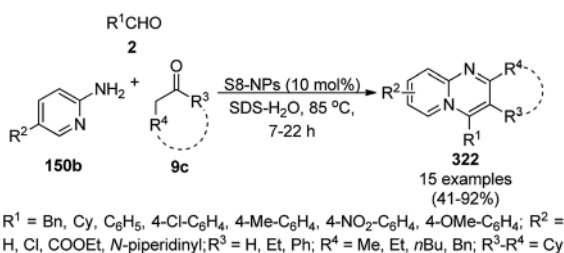


Scheme 214 Scope of SMNOP-1 catalyzed oxyalkylation of vinylarenes (**192b**).

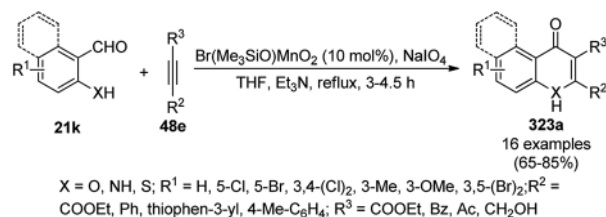
Maiti *et al.* reported the Mn(vi) nanoparticle (MnNP)-catalyzed synthesis of flavones (**323a**) from substituted aldehydes (**21k**) and substituted acetylenes (**48e**) in THF under reflux using sodium as a stoichiometric oxidant and triethylamine (Et₃N) as the base in moderate to good yields (Scheme 216).³⁹¹ The required MnNPs were synthesized using KMnO₄ and characterized *via* HR-TEM, TEM, STEM-EELS, XPS, and EPR spectroscopy. The MnNPs actively participate in the catalytic cycle in the oxidative C–C coupled annulation process.

Godard *et al.* reported the synthesis of RhNPs stabilized by N-heterocyclic carbenes (NHCs) *via* the decomposition of [Rh(η³-C₃H₅)₃] under an H₂ atmosphere, and using Rh NPs, they performed the selective reduction of 1-(pyridin-2-yl)ethanone (**110j**) at 30 °C in the presence of hydrogen gas in THF (Scheme 217).³⁹² At 20 bar pressure of H₂ gas, 100% conversion to 1-(piperidin-2-yl)ethanol was observed. The authors also reported the selective reduction of phenol to cyclohexanol/cyclohexanone and quinoline to 1,2,3,4-tetrahydroquinoline or decahydroquinoline *via* the fine tuning of the reaction conditions.

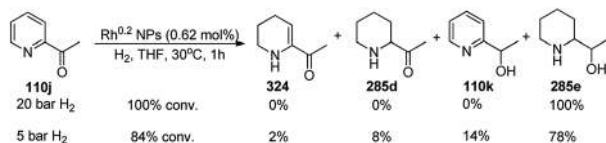
Another interesting application of RhNPs immobilized on carbon nanotubes (CNTs) as co-catalysts was demonstrated for the cooperative dehydrogenation of azaheterocycles such as 1,2,3,4-tetrahydroquinoline or 9,10-dihydroacridine (**36k**), 1,2,3,4-tetrahydroisoquinoline (**40e**), indoline or 2,3,4,4a,9,9a-hexahydro-1H-carbazole (**161d**) and 2-phenyl-1,2,3,4-tetrahydroquinazoline (**43c**) catalyzed by 4-*tert*-butylcatechol (TBC, Scheme 218).³⁹³ The catalyst was reused five times and no notable reduction in catalytic activity was observed (93–95%). The RhNPs enabled the conversion of TBC into its oxidized hydroquinone form, which could help in the dehydrogenation of azaheterocycles. The present protocol could also oxidize dibenzyl amine to its imine form.



Scheme 215 Sulfur NP-catalyzed synthesis of substituted 4H-pyrido[1,2-a]pyrimidines (**322**) in SDS-water medium.



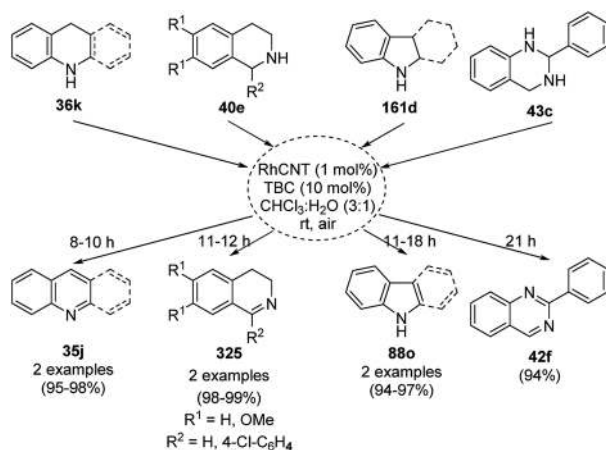
Scheme 216 MnNP-catalyzed synthesis of flavones (**323a**).



Scheme 217 Selective reduction of 1-(pyridin-2-yl)ethan-1-one (**110j**) using RhNPs.

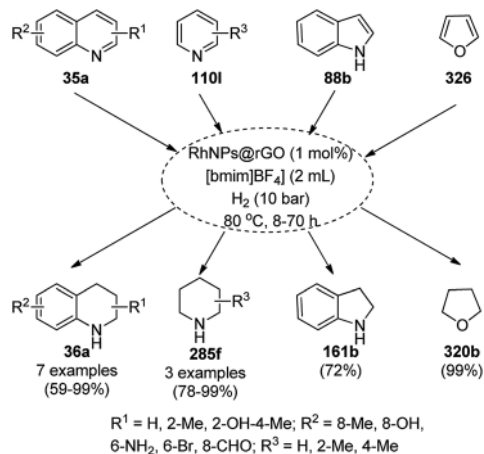
The hydrogenation of aza-heterocycles such as quinolines (**35a**), pyridines (**110l**), indole (**88b**) and oxa-heterocycle such as furan (**326**) was reported using a catalytic amount of RhNPs supported on rGO (Scheme 219) by Dyson *et al.* using an ionic liquid as the reaction medium.³⁹⁴ The hydrogenation of natural constituents having benzofurans such as visnagin, 8-methoxy psoralen, and khellin was achieved successfully using this catalyst with selective reduction of the furan rings. The catalyst was recycled up to five times with 98–91% yield of 1,2,3,4-tetrahydroquinolines.

Delgado *et al.* reported the hydrogenation of N-heterocycles such as pyridine (**110m**), quinoline (**35e**), isoquinoline (**39b**), indole (**88b**) and pyrrole (**106a**) catalyzed by RhNPs supported on alkaline magnesium oxide (MgO) at 150 °C with a high turnover frequency (TOF) of 58 900–18 500 h⁻¹ (Scheme 220).³⁹⁵ The same protocol was also reported for the successful hydrogenation of olefins and arenes. The catalyst was recycled up to four times with a high TOF in the range of 11 500–10 500 h⁻¹ for the catalytic hydrogenation of toluene, where it retain



Scheme 218 RhNPs as a co-catalyst in the dehydrogenation of N-heteroaromatics.



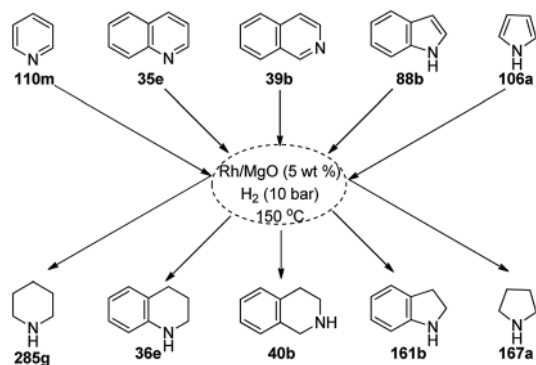


Scheme 219 Hydrogenation of nitrogen- and oxygen-containing heterocyclic scaffolds.

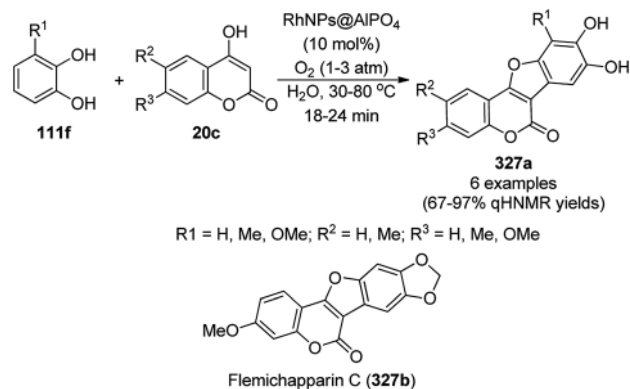
maintained its catalytic activity without any notable structural change, as confirmed by TEM.

Recently, Jitsukawa *et al.* reported the catalytic use of RhNPs supported on aluminium phosphate (RhNP@AlPO_4) for the synthesis of benzofurans (**327a**) *via* the oxidative cross-coupling of catechols (**111f**) and hydroxy coumarins (**20c**) (Scheme 221).³⁹⁶ RhNPs were obtained *via* the treatment of $\text{Rh}(\text{acac})_3$ with AlPO_4 followed by calcination to obtain grey powdered NPs. Further, these NPs were employed in the total synthesis of the natural product flemichapparin C (**327b**) in 46% yield. The *o*-benzoquinones generated *in situ* *via* the oxidative dehydrogenation of **111f** by the RhNPs underwent nucleophilic addition by **20c**, followed by cyclization to yield **327a**.

The one-pot synthesis of benzimidazoles (**84e**) from *o*-phenylene diamine (**33a**) and substituted alcohols (**254c**) was reported by Shiraishi *et al.* *via* platinum-assisted photocatalytic oxidation on the surface of TiO_2 (Scheme 222). This methodology has certain key features, where it is free from acids and oxidants, generates innocuous by-products, namely water and H_2 , and is operational at rt. The heterogeneous catalyst was comprised of TiO_2 semiconductor loaded with Pt. The yields of



Scheme 220 Hydrogenation of aza-heterocycles catalyzed by RhNPs supported on MgO. Complete product distribution (100%) was reported in each instance.

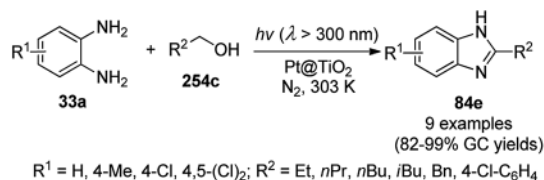


Scheme 221 RhNP-catalyzed synthesis of benzofurans and flemichapparin C.

the final products were found to be significantly better in the presence of Pt, which was claimed for the oxidative conversion of benzimidazoline, the key intermediate, into benzimidazole. Photo-activated TiO_2 enables the oxidation of alcohol to aldehyde. This protocol was selective for the synthesis of 2-substituted benzimidazole rather than *N*,1-disubstituted benzimidazole (1-(1-ethoxyethyl)-2-methyl-1*H*-benzimidazole).³⁹⁷

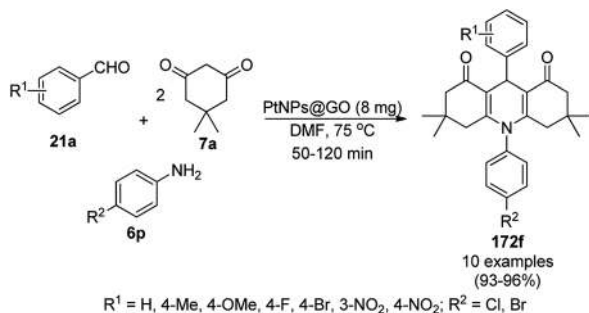
PtNPs supported on graphene oxide were employed in the one-pot synthetic preparation of acridinediones (**172f**) using aldehydes (**21a**), dimedone (**7a**), and 4-halosubstituted anilines (**6p**) in excellent yields *via* three successive aldol and Michael and cyclizations.³⁹⁸ Among the tested conditions, 8 mg PtNPs, and DMF as the solvent at 75 °C were found to be successful for the synthesis of **172f** (Scheme 223). The PtNPs were prepared *via* the reduction of PtCl_4 using super hydride and ethanol using octyl amine as the ligand under ultrasonication until the formation of a brown-black solution, which was later mixed with graphene oxide to obtain PtNPs@GO. The reuse of the catalyst was demonstrated for up to six cycles with 88–93% yield.

Domine *et al.* studied the catalytic use of Pt, Pd and Au NPs supported on several oxides such as Al_2CO_3 , TiO_2 , CeO_2 , ZnO , MgO , CaO , and ZrO_2 or charcoal for the hydrogenation-mediated reductive amination of a few ketones such as cyclohexanone (**294b**), 2-hexanone and 2-octanone with piperidine (**285g**) *via* high-throughput experimentation (Scheme 224).³⁹⁹ Among the various attempts, they observed that PtNPs was the best catalyst for the reductive amination with high turnover numbers (TONs), better catalytic activity and selectivity. They



Scheme 222 Pt@ TiO_2 -catalyzed one-pot synthesis of benzo[d]imidazoles (**84e**) from *o*-phenylene diamine (**33a**) and substituted alcohols (**254c**).





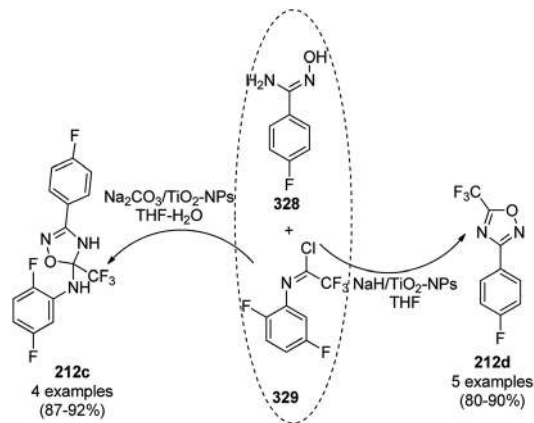
Scheme 223 One-pot synthesis of 1,4-dihydropyridines (**172f**) catalyzed by PtNPs@GO.

also found that the efficiency of the reductive amination depends on the properties of the used metal, solid support and their types. Further, they also reported that the treatment of the support before metal loading and after calcination also affected the catalytic efficiency enormously for the reductive amination of **294b** with **285g**.⁴⁰⁰

The selective synthesis of trifluoromethyl-4,5-dihydro-1,2,4-oxadiazoles (**212c**, Scheme 225)⁴⁰¹ and trifluoromethyl-1,2,4-oxadiazoles (**212d**) was carried out using amidoximes (**328**) and trifluoroacetimidoyl chlorides (**329**). Also, **212c** was synthesized using Na_2CO_3 as the base, $\text{THF-H}_2\text{O}$ as the co-solvent system at rt, and titanium dioxide nanoparticles as the catalyst, whereas **212d** was synthesized using amidoximes and trifluoroacetimidoyl chlorides with NaH as the base, THF as the solvent, and titanium dioxide nanoparticles as the catalyst at rt.

Panahi *et al.* reported the one-pot titanium dioxide nanoparticle (TiO_2 NP)-catalyzed synthesis of quinazolines (**134e**) from *o*-amino benzoic acid (**6q**), ethyl acetate (**329**) and substituted amines (**117d**) under solvent-free conditions at 80 °C (Scheme 226).⁴⁰² The authors observed that this reaction could not proceed without the nanoform, of TiO_2 and further the synthetic targets were observed under solvent-free conditions. Other titanium salts such as titanium chloride (TiCl_4) and titanium isopropoxide [$\text{Ti}(\text{O}i\text{-Pr})_4$] failed to give the products. The recovery of the catalyst was studied for up to four catalytic runs. Further, the synthesized compounds were evaluated for *in vitro* vasorelaxant activity using thoracic rat aorta, and the IC_{50} of a few compounds was found as good as that of acetylcholine.

TiO_2 NPs immobilized on CNTs ($\text{TiO}_2\text{-CNTs}$) catalyzed Knoevenagel–Michael-cyclization for the green synthesis of

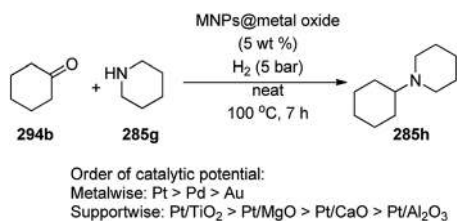


Scheme 225 TiO_2 -nanoparticle-catalyzed synthesis of trifluoromethyl-4,5-dihydro-1,2,4-oxadiazoles (**212c**) and trifluoromethyl-1,2,4-oxadiazoles (**212d**).⁴⁰¹

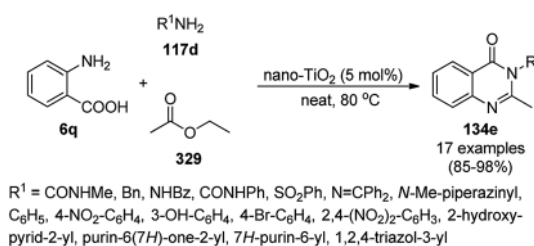
chromeno[*b*]pyridines (**331**) using 4-amino coumarin (**194b**), aryl aldehyde (**2**) and malononitrile (**29a**) mediated by ultrasonic irradiation (Scheme 227).⁴⁰³ The $\text{TiO}_2\text{-NCTs}$ were synthesized *via* the sonochemical treatment of multi-walled CNTs with tetraethyl orthotitanate using SDS as a stabilizer. The NC was separated by centrifugation and recycled for up to four runs with excellent activity in 94%, 93%, 93% and 92% yield for the model reaction between **194b**, benzaldehyde and **29a**.

The tetragonal ZrO_2 (*t*- ZrO_2) NP-catalyzed Knoevenagel–Michael-cyclization for the aqueous synthesis of pyranchromenes (**160i/a/j**) was successfully achieved using malononitrile (**29a**), substituted benzaldehydes (**21a**) and hydroxy compounds such as α -naphthol (**111c**) or β -naphthol (**111d**) or 4-hydroxycoumarin (**20a**, Scheme 228).¹⁵³ The *t*- ZrO_2 NPs acted as a Lewis acid catalyst and coordinated with the carbonyl of **21a**, cyano of the intermediates and hydroxy of **111c/20a/111d** to form the products (**160i/a/j**), respectively. The catalyst was recycled up to ten times with a slight loss (12%) in its catalytic performance compared to that in the initial run with the fresh catalyst. The *t*- ZrO_2 -catalyzed protocol was claimed to be comparable with reported catalysts such as triazine-functionalized mesoporous organosilica (TFMO-1),⁴⁰⁴ basic alumina,⁴⁰⁵ and disodium calcium diphosphate ($\text{Na}_2\text{CaP}_2\text{O}_7$)⁴⁰⁶ for the synthesis of **160i**.

p-Toluenesulfonic acid (*p*-TSA)-modified TiO_2 (*p*-TSA@ TiO_2)-catalyzed the Groebke–Blackburn–Bienaymé (GBB) and its post-

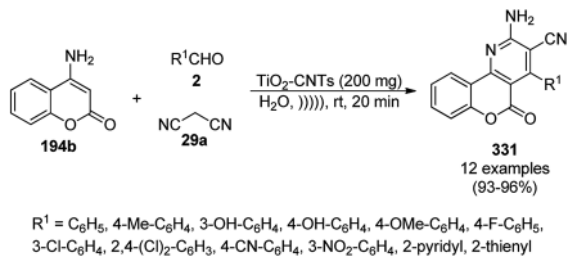


Scheme 224 Reductive amination of cyclohexanone (**294b**) with piperidine (**285g**) catalyzed by PtNPs supported on charcoal or metal oxides.



Scheme 226 Nano- TiO_2 NP-catalyzed three-component reaction of *o*-amino benzoic acid (**6q**), ethyl acetate (**329**) and amine (**117d**).



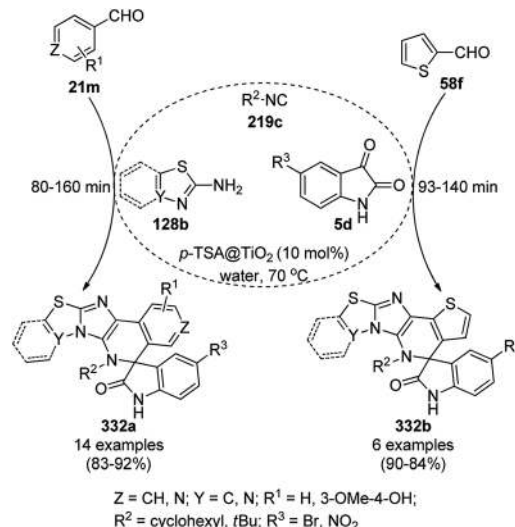


Scheme 227 Synthesis of chromeno[b]pyridines (**331**) catalyzed by TiO_2 NPs.

modified Pictet–Spengler reaction for the aqueous synthesis of spirooxindoles (**332a/b**) using aromatic carbaldehydes (**21m/58f**), isocyanides (**219c**), 2-amino benzo[d]thiazole (**128b**) and 5-substituted isatins (**5d**) were achieved by Kumar *et al.* (Scheme 229) for the first time.⁴⁰⁷ The catalyst was synthesized following a thermo-reversible sol–gel method involving the use of titanium tetraisopropoxide ($Ti(O^iPr)_4$) and *p*-TSA.⁴⁰⁸ The catalyst was recovered by filtration and reused for up to eight times, which yielded 82–90% of spirooxindoles.

2% Er-doped TiO_2 NP-catalyzed Michael addition–cyclization for the synthesis of spiroannulated pyrimidophenazines (**333a/b/c**) was reported by Kumar *et al.* (Scheme 230) in ethanol under reflux using 2-hydroxynaphthalene-1,4-dione (**191**), *o*-phenylene diamine (**33e**), aminopyridines derivatives (**110n**) and cyclic ketones (**285i/294c/235**).⁴⁰⁹

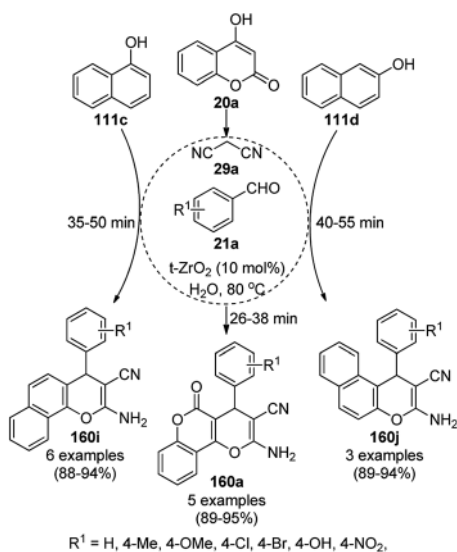
The Zr-dependent porous coordination polymer ligated with amino-terephthaline (Zr-PCP-NH₂)-catalyzed ultrasound-mediated synthesis of 2-phenyl benzimidazoles (**83h**), and 1,2-disubstituted benzimidazoles (**85k**) was reported recently by Mahmoudi *et al.* via the cyclocondensation of *o*-phenylene diamines with aryl carbaldehydes (**21a**) (Scheme 231).⁴¹⁰ The yields of **83h** and **85k** were found to be higher under ultrasonic conditions rather than high speed stirring conditions. However,



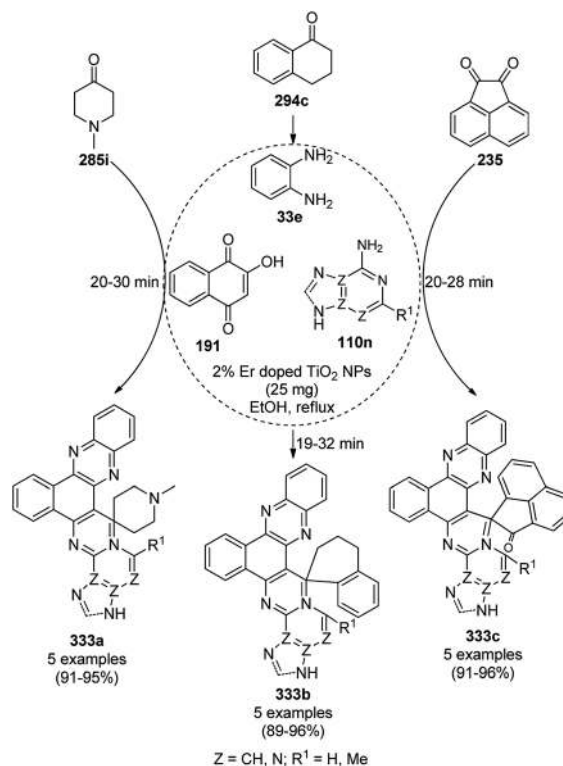
Scheme 229 Synthesis of spirooxindoles (**332a/332b**) catalyzed by *p*-TSA@ TiO_2 NPs.

they did not compare the present non-selective protocol with selective methodology for the synthesis of **85k** previously reported by Chakraborti *et al.* under aqueous conditions.⁴¹¹

The zirconia NP-catalyzed synthesis of 2,3-disubstituted quinoxalines was successfully achieved via the ring closure of 1,2-diaminobenzenes (**33g**) with 1,2-diketones (**256e**) in ethanol at 60 °C (Scheme 232).⁴¹² However, the reaction with an electron-withdrawing nitro group containing **33g** gave **38g** in poor yields.

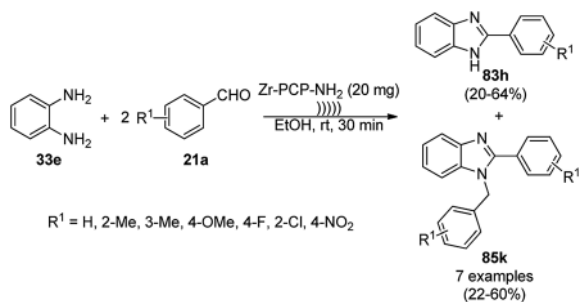


Scheme 228 Synthesis of pyran-chromenes catalyzed by fluorescent $t-ZrO_2$ NPs.



Scheme 230 Synthesis of spiroannulated pyrimidophenazines (**333a/b/c**) catalyzed by Er-doped TiO_2 NPs.





Scheme 231 Ultrasound-mediated synthesis of benzo[d]imidazoles catalyzed by Zr-PCP-NH₂.

The monoclinic-shaped NPs were prepared using ZrOCl₂·8H₂O, ethylene glycol and citric acid *via* the sol-gel process. The heterogeneous catalyst was separated *via* centrifugation and recycled for up to five runs.

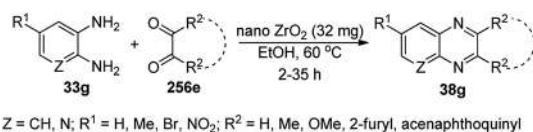
Aluminosulfonic acid (ASA) NPs as a Brønsted acid catalyzed the Biginelli reactions of β-ketoesters (**63i**), aldehydes (**2**) and (thio)urea (**22a**) for the synthesis of dihydropyrimidinones (**172g**) under solvent-free conditions at 70 °C (Scheme 233).⁴¹³ The same protocol was also explored for the synthesis of Biginelli-like products such as octahydroquinazolinones (**334**), pyrimido[4,5-*d*]pyrimidines (**335**) and tetrahydropyrimidines (**336**) in excellent yields. The treatment of sodium aluminate with chlorosulfonic acid resulted in the formation of ASA. The catalyst was recycled up to six times without a noticeable drop in its catalytic activity.

Karami *et al.* reported the preparation of tungstic acid-decorated MCM-41 (MCM-41-HWO₄) NPs *via* the loading of tungstic acid with their previously prepared⁴¹⁴ MCM-41, and their catalytic role in the synthesis of pyrrolo[2,1-*a*]isoquinolines (**337**) *via* the multi-component reactions of benzaldehydes (**2**), Meldrum's acid (**7g**), isoquinoline (**39b**) and isocyanides (**219c**) in reasonably good yields (Scheme 234).⁴¹⁵ The durable catalyst was recycled up to six times with consistent yields.

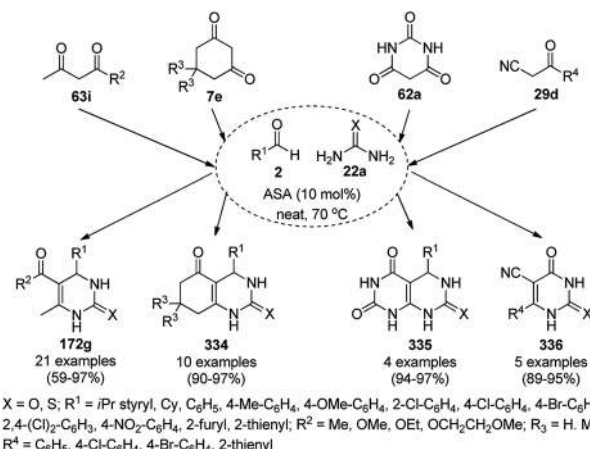
A supramolecular assembly of tetraphenylcyclopentadienone with HgO NPs was reported for the synthesis of quinolines (**116j**) using benzaldehydes (**21d**), anilines (**6f**) and acetylene carboxylates (**48f**) (Scheme 235).⁴¹⁶ This protocol was also extended for the synthesis of quinolones *via* C–H activation, which was used in synthesis of anti-inflammatory kynurenic acid methyl esters. The catalyst was recycled and reused up to three times without appreciable loss in its activity.

3.12 Bimetallic NP-catalyzed synthesis of heterocycles

Chakraborti *et al.* utilized nanocatalysts for the synthesis of benzoxazoles (**264d**). Ni–Pd binary metallic NCs were reported as an effective catalyst system for C–O bond activation for the



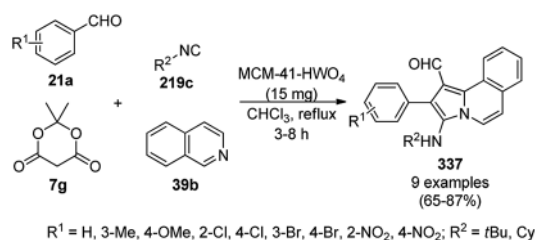
Scheme 232 Synthesis of quinoxalines (**38g**) catalyzed by nano-ZrO₂.



Scheme 233 Synthesis of Biginelli and Biginelli-like products catalyzed by ASA.

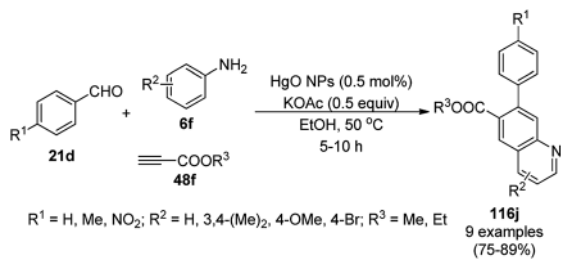
Suzuki–Miyaura cross-coupling reaction of *o*-benzoxazole-tethered aryl ester, silyl ether, sulfonate, carbamate, and carbonate (**264c**) as the electrophilic coupling partners (Scheme 236) with aryl boronic acids (**255b**).⁴¹⁷ The protocol reported by Chakraborti *et al.* involved PdCl₂ (2.5 mol%) and NiCl₂·6H₂O (2.5 mol%) as catalysts, tetrabutyl ammonium fluoride (TBAF, 10 mol%) as the stabilizer, potassium phosphate (K₃PO₄) as the base and dimethyl formamide (DMF) as the solvent. The versatility of the reaction was demonstrated on various substituted benzoxazoles and boronic acids. This reported protocol was found to be superior to the various Pd/Ni complexes reported for the Suzuki–Miyaura cross-coupling reaction of *o*-benzo[*d*]oxazole-tethered sterically demanding substrates compared to the conditions reported by Buchwald *et al.*,⁴¹⁸ Fu *et al.*,⁴¹⁹ Garg *et al.*,⁴²⁰ and Shi *et al.*⁴²¹

Kempe *et al.* recently reported the reversible hydrogenation of *N*-ethyl carbazole (**102c**) into dodecahydro *N*-ethylcarbazole (**338**) using Pd₂Ru NPs loaded on a silicon carbonitride (SiCN) matrix (Scheme 237).⁴²² The same protocol was screened with various NPs, where Pd₂Ru@SiCN was found to be superior for the desired conversion. The bimetallic NPs were synthesized *via* the cross linking and pyrolysis of a commercially available Ru complex and aminopyridinato Pd complex with polysilazane HTT180, which were further characterized *via* TEM, EDX, XRD, and HAADF. The same catalyst was further used for the hydrogenation of phenazine (**339**) and dehydrogenation of tetradecahydrophenazine (**340**).



Scheme 234 MCM-41-HWO₄-catalyzed synthesis of pyrrolo[2,1-*a*]isoquinolines (**337**).



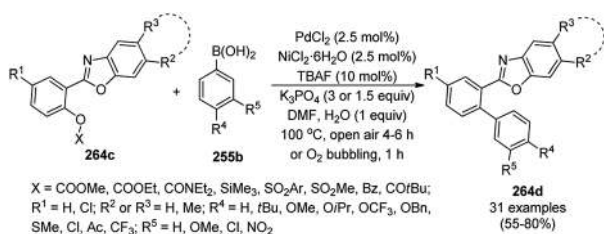


Scheme 235 Synthesis of quinolines (**116j**) catalyzed by tetraphenylcyclopentadienone@HgO NPs.

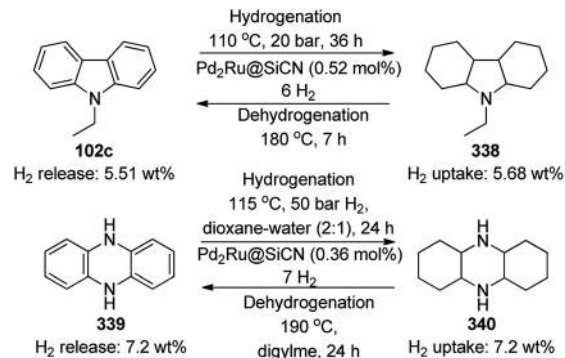
Chalcone has been considered as the backbone of flavanoids from a synthetic point of view. Cyclization of chalcone yields aurone (**341**), flavanone (**323b**) and flavones (**323c**), but the synthesis of aurone is very difficult *via* 5-*exo-trig* cyclisation. This intramolecular α -olefinic C–H functionalization *via* Pd-catalyzed Wacker-type cyclization was achieved successfully using Au (5 mol%), Pd (5 mol%), conc. CeO_2 , and BuOAc (2 mL) in open air (1 atm) at 100 °C to yield aurone in 79% (Scheme 238). Here, the Pd catalyst assists in the transformation of aurone from chalcone, Au improves the catalytic activity and longevity, CeO_2 inhibits 6-*endo-trig* cyclization, leading to the synthesis of flavone, and Pd on Au together inhibit the Au-catalyzed synthesis of flavone.⁴²³

Zhang *et al.* reported the CuFe_2O_4 NP-catalyzed green synthesis of imidazo[1,2-*a*]pyridines (**151b**) *via* the three-component reaction of 2-aminopyridine (**150a**), substituted benzaldehyde (**21a**) and substituted phenyl acetylene (**3a**) in a deep eutectic solvent such as citric acid-dimethyl urea (DMU) at 65 °C (Scheme 239).⁴²⁴ The NPs were prepared *via* a sol-gel process, followed by sequential annealing of a mixture of copper acetate $\text{Cu}(\text{CH}_3\text{COO})_2 \cdot \text{H}_2\text{O}$ and ferric nitrate $\text{Fe}(\text{NO}_3)_3 \cdot 9\text{H}_2\text{O}$ in ethanol and triethanolamine. Further, the NPs were completely characterized *via* XRD, TEM, SEM, FT-IR, and VSM. The reusability of the catalyst was studied for up to six catalytic runs, where a negligible 10% loss in product was observed after the sixth catalytic run. However, even after the sixth catalytic run, the catalyst retained its nanoparticulate character, as evident from the TEM images of the NPs after and before the catalytic runs.

Copper ferrite (CuFe_2O_4) NPs have been identified as key catalysts for the synthesis of several heterocyclic compounds



Scheme 236 Synthesis of benzoxazole Ni–Pd binary NCs for C–O bond activation for the Suzuki–Miyaura cross-coupling of *o*-heterocycle-tethered sterically hindered aryl ester (**264c**), silyl ether, sulfonates, carbamate, and carbonates with aryl boronic acids (**255b**).

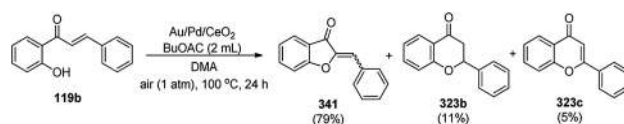


Scheme 237 Reversible hydrogen uptake and release catalyzed by $\text{Pd}_2\text{Ru@SiCN}$ bimetallic catalyst.

such as spiro-oxindoles,⁴²⁵ polysubstituted pyrroles,⁴²⁶ imidazo[1,2-*a*]pyridines⁴²⁷ and azaarenes.⁴²⁸ Davoodnia *et al.* synthesized $\text{CuFe}_2\text{O}_4@ \text{SiO}_2\text{-OP}_2\text{O}_5\text{H}$ MNPs *via* the fusion of $\text{CuFe}_2\text{O}_4@ \text{SiO}_2$ and $(\text{P}_2\text{O}_5)_2$, characterized them using various spectroscopic techniques, and further used them for the synthesis of 1,8-dioxo-octahydroxanthenes (**168c**) in excellent yields without solvent at 110 °C in a short reaction time (Scheme 240).⁴²⁹ The catalyst could be recovered through magnetic decantation and was activated after washing with solvent and drying at 60 °C for 1 h. The catalyst was found to retain its catalytic activity, yielding 91% 1,8-dioxo-octahydroxanthenes after the fourth catalytic run.

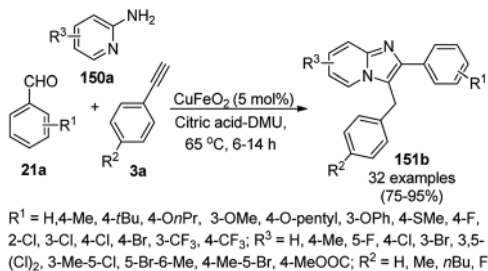
Sun *et al.* reported the CuFe_2O_4 MNP-catalyzed synthesis of *N*-arylated heterocycles such as pyrrole (**106a**), imidazole (**81a**), pyrazole (**92a**), carbazole (**102a**), indole (**88b**), piperidine (**285g**) and morpholine (**108a**) *via* C–N bond formation using substituted iodobenzenes in DMF- Cs_2CO_3 /DMSO-KOH at 120 °C under ligand-free conditions in moderate to excellent yields (Scheme 241).⁴³⁰ The MNPs were prepared *via* the treatment of $\text{Fe}(\text{NO}_3)_3 \cdot 9\text{H}_2\text{O}$ with $\text{Cu}(\text{NO}_3)_2 \cdot x\text{H}_2\text{O}$ and citric acid followed by calcination at high temperature for 2 h and characterized *via* XRD, FT-IR, TEM, BET, and VSM. Various metallic ferrite MNPs were screened for the synthesis of the NPs, and CuFe_2O_4 resulted in the best catalyst. The CuFe_2O_4 MNPs were reused eight times for the *N*-arylation of imidazole with iodobenzene without loss in the yield of the *N*-phenyl imidazole.

Commercially available copper ferrite MNP-catalyzed nucleophilic addition–cyclization–aromatization for the synthesis of aroylimidazo[1,2-*a*]pyrimidine/aroylimidazo[1,2-*a*]pyridines (**151c**) was achieved by Phan *et al.* (Scheme 242) using chalcones (**119c**) and 2-aminopyridines/pyrimidines (**150c**).⁴³¹ CuFe_2O_4 maintained almost similar catalytic activity and intact structure



Scheme 238 Synthetic transformation from chalcone (2'-hydroxychalcone, **119b**) into aurone (**341**), flavanone (**323b**), and flavones (**323c**) using Au and Pd metal catalysts.⁴²³



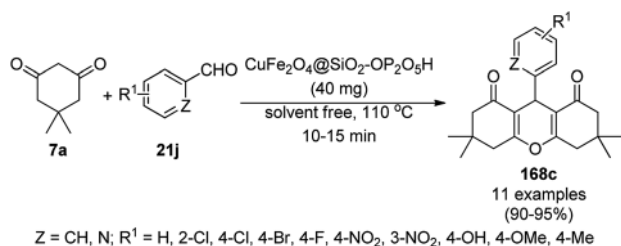


Scheme 239 CuFe_2O_4 NP-catalyzed synthesis of imidazo[1,2-*a*]pyridines (**151b**).

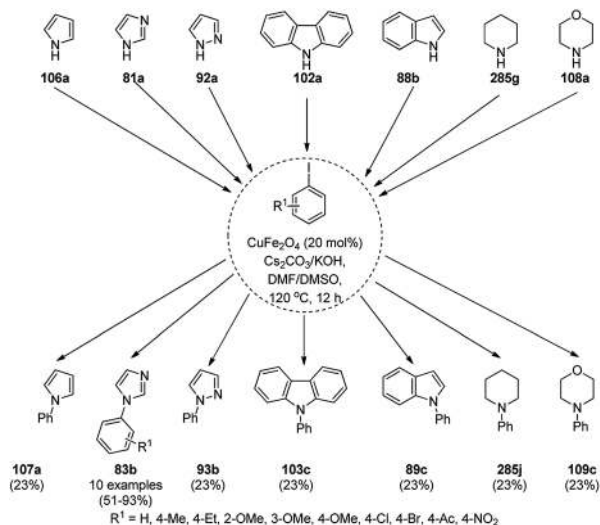
(XRD) even after five catalytic reuses. This protocol was claimed to be superior compared to the reported protocols since it does not require ligands such as 1,10-phenanthroline,⁴³² base such as K_2CO_3 ,⁴³³ and moisture-sensitive material such as AlCl_3 .⁴³⁴

Naeimi *et al.* reported the one-pot synthesis of pyrido[2,3-*d*:6,5-*d'*]dipyrimidines (**172d**) catalyzed by copper ferrite NPs under aqueous conditions at rt in excellent yields from the four-component reaction among substituted benzaldehyde (**21i**), 2-thiobarbituric acid (**62d**) and ammonium acetate (**147b**, Scheme 243).⁴³⁵ The MNPs were synthesized using cobalt nitrate ($\text{Cu}(\text{NO}_3)_2 \cdot 3\text{H}_2\text{O}$) and ferric chloride ($\text{FeCl}_3 \cdot 3\text{H}_2\text{O}$) *via* the coprecipitation method in the presence of alkali, and their nanoparticulate behavior was confirmed *via* spectroscopic techniques such as AAS, XRD, field emission SEM, VSM, and TEM. Naeimi *et al.* demonstrated the separation and recovery of the catalyst using magnetic decantation for up to four catalytic cycles, giving excellent yields of the final product. Also, the present protocol catalyzed by CuFe_2O_4 was found to be superior to the Fe(III)-doped, IL matrix-immobilized SiNP (Fe-MCM-41-IL)-catalyzed protocol.³³³

Nageswar *et al.* reported the copper ferrite CuFe_2O_4 NP-catalyzed click reaction for the synthesis of 1,4-disubstituted 1,2,3-triazoles (**96c**) using alkyl or aryl alkyne (**96b**), aryl alkyl bromide or chloride (**96a**) and **10b** using water as a green solvent at 70 °C in 74–93% yield (Scheme 244).⁴³⁶ The recyclability of the catalyst was studied for up to three catalytic runs with significant yields of the final product together with the significant recovery of the catalyst *via* magnetic decantation, which has become an alternative to centrifugation for the recovery of NCs. The SEM images of the fresh and recycled catalyst reflected that the morphological character of the catalyst remained intact even after the fourth catalytic run.



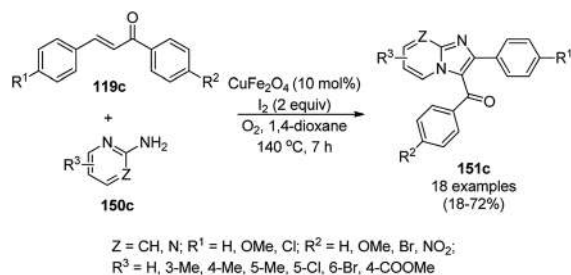
Scheme 240 Synthesis of 1,8-dioxo-octahydroxanthenes (**168c**) using $\text{CuFe}_2\text{O}_4@ \text{SiO}_2\text{-OP}_2\text{O}_5\text{H}$ MNP catalyst.



Scheme 241 Synthesis of *N*-arylated heterocycles catalyzed by Cu_2FeO_4 MNPs.

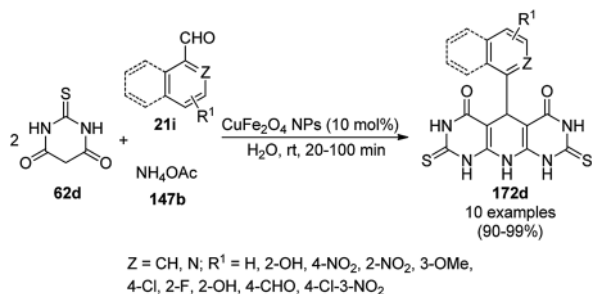
El-Remaily *et al.* reported CoFe_2O_4 nanoparticles as a catalyst (0.08 mmol) for the synthesis of tetrahydropyridines (**342**) and substituted 1*H*-pyrrole derivatives (**343**) in water : EtOH as a co-solvent mixture (3 : 1) at 120 °C in good to excellent yields (Scheme 245).⁴³⁷ The CoFe_2O_4 MNPs were synthesized using $\text{Co}(\text{NO}_3)_2 \cdot 6\text{H}_2\text{O}$ and $\text{Fe}(\text{NO}_3)_3 \cdot 9\text{H}_2\text{O}$ followed by treatment with PEG-400 as a stabilizer or surfactant, and the prepared NPs were characterized *via* PXRD, TEM, HR-TEM, SAED, SEM, EDS, TGA and vibrating sample magnetometry. The synthesis of pyrrole derivatives was also attempted under reflux and microwave irradiation, where under microwave conditions, the reaction proceeded at a faster rate with the formation of the product in significant yields. The catalyst promoted the Mannich reaction by coordinating with the carbonyl oxygen and isolated from the reaction mixture *via* magnetic separation and used for up to five catalytic cycles without decay in its catalytic activity.

Hamad *et al.* reported superparamagnetic CoFe_2O_4 MNPs as a new catalyst for the synthesis of tetrahydrobenzo[*h*][1,3]thiazolo[4,5-*b*]quinolin-9-ones (**345**) using naphthalen-1-amine (**205b**), substituted aryl aldehyde (**2**) and thiazolidinediones (**344**) at 120 °C in aqueous ethanol as the ultimate green solvent (Scheme 246).⁴³⁸ The synthesis of the cobalt ferrite (CoFe_2O_4) MNPs was achieved by Hamad and his co-workers *via*



Scheme 242 CuFe_2O_4 NP-catalyzed synthesis of aroylimidazo[1,2-*a*]pyrimidine/aroylimidazo[1,2-*a*]pyridines.



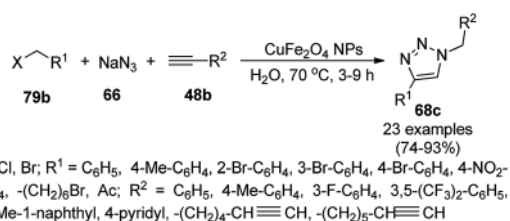


Scheme 243 Synthesis of pyrido[2,3-*d*:6,5-*d'*]dipyrimidines (**172d**) catalyzed by CuFe₂O₄ MNPs.

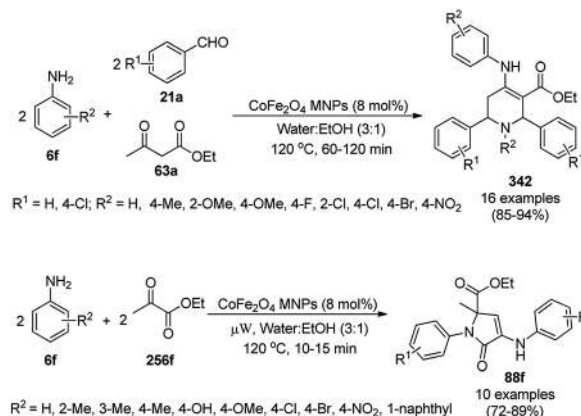
a sonochemical and co-precipitation method using CoCl₂·6H₂O, FeSO₄·7H₂O and Fe₂(SO₄)₃·7H₂O and well characterized *via* XRD, SEM, EDX, TEM, FT-IR and VSM. After the completion of the reaction, the NCs were isolated by magnetic decantation and successfully utilized for up to six catalytic cycles without loss in their activity. With respect to the reaction mechanism, the NCs act as a Lewis acid catalyst and activate the carbonyl carbons of aldehydes and thiazolidinedione to expedite the rate of the Knoevenagel condensation.

The one-pot, green and efficient synthesis of 2*H*-indazolo[2,1-*b*]phthalazine-triones (**250d**) *via* a multicomponent reaction was reported by Zhao *et al.*⁴³⁹ using phthalic anhydride (**188**), **64d**, 1,3-cyclohexanediones (**7b**) and aryl aldehydes (**2**) with magnetic CoFe₂O₄ chitosan sulfonic acid nanoparticles (CoFe₂O₄@SC-SO₃H) as the nanocatalyst. Various attempts were made to optimize the reaction conditions, and the highest yield (95%) of 2*H*-indazolo[2,1-*b*]phthalazine-triones was observed under solvent-free conditions at 80 °C in 10 min using 0.5 mol% of nanocatalyst (Scheme 247). The heterogeneous catalyst was reused after separation using a strong external permanent magnet and reactivation. No obvious loss in catalytic activity was observed over the five catalytic runs using the recovered catalyst. The authors also claimed the better efficiency of the developed method with higher yields in a shorter period with a lower catalytic loading in comparison with the reported literature⁴⁴⁰⁻⁴⁴³ for the synthesis of 2*H*-indazolo[2,1-*b*]phthalazine-triones.

Zhang *et al.* reported that graphene oxide sulfonic acid nanoparticles (CoFe₂O₄/GO-SO₃H) as a Lewis acid catalyzed synthesis of 3,6-di(pyridin-3-yl)-1*H*-pyrazolo[3,4-*b*]pyridine-5-carbonitriles (**142b**) from 1-phenyl-3-(pyridin-3-yl)-1*H*-pyrazol-



Scheme 244 Cu₂Fe₂O₄ NP-catalyzed Click reaction for the synthesis of 1,4-disubstituted 1,2,3-triazoles (**68c**).

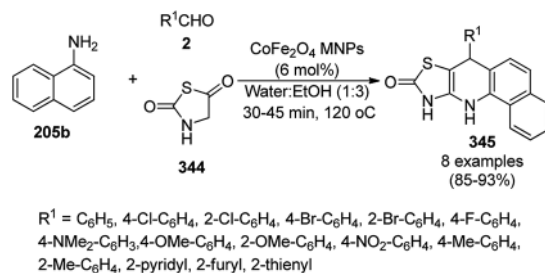


Scheme 245 Synthesis of tetrahydro pyridines (**342**) and 1*H*-pyrrole derivatives (**343**) using microwave irradiation catalyzed by CoFe₂O₄.

5-amines (**346**), aryl or heteroaryl aldehyde (**2**) and 3-oxo-3-(pyridin-3-yl)propanenitrile (**110o**) using a deep eutectic co-solvent mixture of choline chloride ChCl/glycerol (1 : 3) under microwave irradiation at 80 °C in 84–94% yield (Scheme 248).⁴⁴⁴ Graphene oxide (GO) was prepared following the reported protocol by Hummers and Offeman⁴⁴⁵ treated with FeCl₃·H₂O and CoCl₂·6H₂O to obtain CoFe₂O₄-GO NPs, which were further anchored with chlorosulfonic acid to obtain CoFe₂O₄/GO-SO₃H MNPs. The final MNPs were well characterized *via* XRD, SEM, TEM and VSM. Zhang *et al.* reported the efficiency of the developed MNPs for up to eight consecutive catalytic runs without appreciable loss in its catalytic activity.

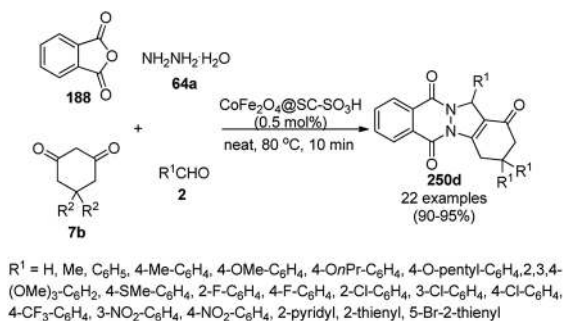
Cobalt ferrite NPs were prepared *via* the co-precipitation of FeCl₃·6H₂O and CoCl₂·6H₂O in aqueous caustic soda and treated with TEOS, and polyphosphoric acid to obtain polyphosphoric acid-functionalized silica-coated CoFe₂O₄ NPs (CoFe₂O₄@SiO₂/PPA).⁴⁴⁶ They were used in the rapid synthesis of dihydropyrimido[4,5-*b*]quinolinetriones (**172h**) *via* the four-components reaction of carbaldehydes (**2**), barbituric acids (**62a**), amines (**117k**) and dimedone (**7a**, Scheme 249). Hot filtration tests revealed that the reaction could not proceed without the assistance of the catalyst.

The catalytic use of cobalt ferrite NPs encapsulated in a chitosan-derived shell (CF@[SB-CS]) was reported for the successful synthesis of pyrano[3,2-*c*]quinolines (**348**) and spirooxindoles (**349**) using 4-hydroxyquinolin-2-one (**347**), **29a**,

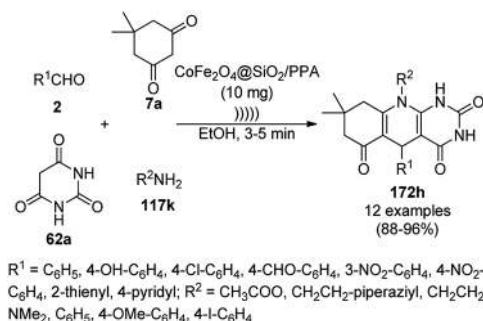


Scheme 246 Synthesis of tetrahydrobenzo[*h*][1,3]thiazolo[4,5-*b*]quinolin-9-ones (**345**) reported by Hamad *et al.*





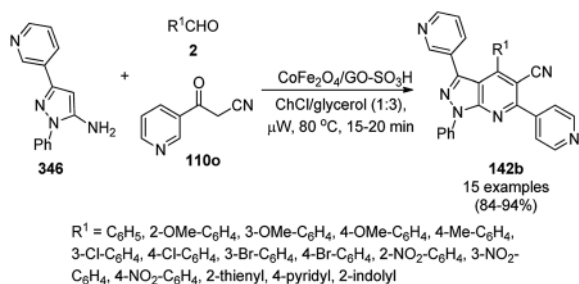
Scheme 247 One-pot synthesis of 2H-indazolo[2,1-b]phthalazine-triones (250d) using $\text{CoFe}_2\text{O}_4\text{@CS-SO}_3\text{H}$.



Scheme 249 Ultrasonic wave-mediated synthesis of dihydropyrimido[4,5-b]quinolinetriones (172h).

aldehydes (2) and 5-substituted isatins (5e, Scheme 250).⁴⁴⁷ *N*-(4-sulfonylbutyl)chitosan (SB-CS) in 3% acetic acid was treated with a basic solution of $\text{FeCl}_3 \cdot 6\text{H}_2\text{O}$ and $\text{CoCl}_2 \cdot 6\text{H}_2\text{O}$ to obtain the final $\text{CF@}[\text{SB-CS}]$. The recyclable catalyst was tested for up to six runs using the model reaction among 347, 29a, and 4-nitrobenzaldehyde with 89–93% yield of pyrano[3,2-*c*]quinoline. The array of amino and hydroxyl groups on the surface of the NCs facilitates the concerted proton exchange through HB and Thorpe–Ziegler-type cyclization.

Among the ferrite NPs, nickel ferrite (NiFe_2O_4) NPs have been also reported for the synthesis of aza-heteroarenes such as spiro[indoline-3,3'-pyrrolizine],⁴⁴⁸ pyrimido[1,2-*a*]benzimidazoles,⁴⁴⁹ pyrazolonethioethers,⁴⁵⁰ 2-alkoxyimidazo[1,2-*a*]pyridines,⁴⁵¹ and pyrano[3,2-*c*]chromen-5(4*H*)-ones.⁴⁵² Abu-Dief *et al.* reported the synthesis of acetylferrocene chalcones (350b) *via* the Claisen–Schmidt condensation of aromatic or heteroaromatic aldehydes (2) with acetyl ferrocene (350a) using a catalytic amount (10 mol%) of as-prepared nickel ferrite (NiFe_2O_4) NPs as the Lewis acid catalyst (Scheme 251).⁴⁵³ The authors prepared the NiFe_2O_4 nanoparticles (2–7 nm) *via* a hydrothermal route and characterized them using powder XRD, SEM, EDX and TEM. The scope of the optimized protocol was extended for the synthesis of acetylferrocene chalcones using a variety of substituted aromatic aldehydes (2) with electron-donating, electron-withdrawing and halogen-containing groups and also aldehydes having a heteroaromatic nucleus such as thiophene, quinoline, indole and furan. The catalyst was recovered using magnetic decantation and could be reused successfully for up to six catalytic cycles.

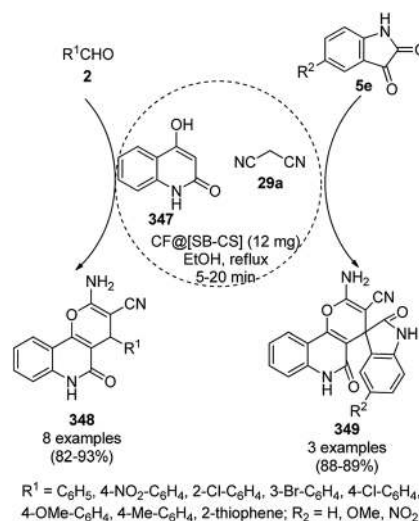


Scheme 248 Green synthesis of 3,6-di(pyridin-3-yl)-1*H*-pyrazolo[3,4-*b*]pyridine-5-carbonitriles (142b) reported by Zhang *et al.*

The authors also demonstrated the scope of the synthesized chalcones for anti-tumor activity against colon cancer, breast cancer and liver cancer.

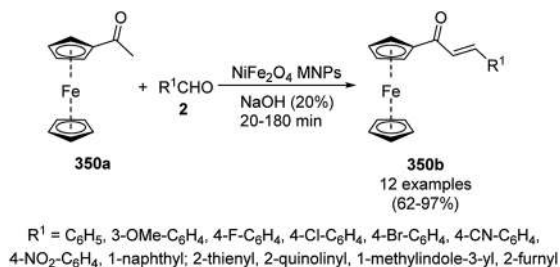
Khazaei *et al.* reported the synthesis of pyrano[2,3-*d*]pyrimidines (179c) *via* Knoevenagel condensation catalyzed by ZnFe_2O_4 nanoparticles under neat conditions at 75 °C using aromatic aldehydes (21a), 29a and 1,3-dimethylpyrimidine-2,4,6-triones (62f, Scheme 252).⁴⁵⁴ They synthesized ZnFe_2O_4 NPs *via* the reaction of ZnCl_2 and $\text{FeCl}_3 \cdot 6\text{H}_2\text{O}$ and characterized them *via* FT-IR, solid-state UV, XRD, EDS and SEM. However, the authors did not report the reusability of the developed catalyst, which can increase the value of this protocol for one-pot three-component substrates.

ZnFe_2O_4 NP-catalyzed Knoevenagel–Michael-cyclization for the synthesis of pyrazole-fused chromenes (351) was achieved *via* the three-component reaction among isatins (5f), dimedone (7e) and *N*-phenyl pyrazolones (10a) (Scheme 253).⁴⁵⁵ The catalyst could promote the above reaction *via* its Lewis acid co-ordination ability with the carbonyl or enolic oxygen of the reactants or formed intermediates. The stable catalyst was recycled up to eight times.



Scheme 250 Synthesis of pyrano[3,2-*c*]quinolines (348) and spiroindoles (349) catalyzed by cobalt-ferrite NPs.

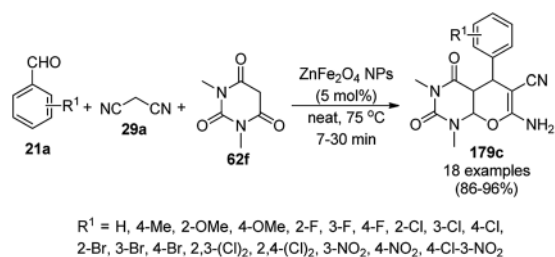




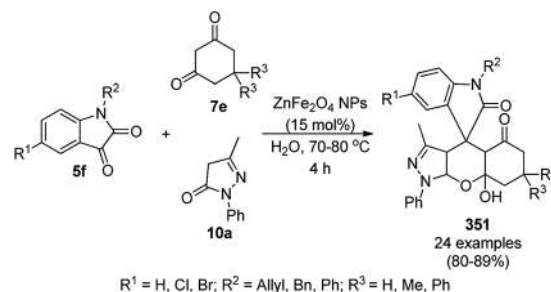
Scheme 251 NiFe_2O_4 MNP-catalyzed Claisen-Schmidt condensation for the synthesis of the chalcones (**350b**).

Sardarian *et al.* reported the synthesis of 1-substituted tetrazoles (**86c**) from substituted anilines (**117d**), triethyl orthoformate (**317**) and **66** using a salen complex of Cu(II) decorated on $\text{Fe}_3\text{O}_4@/\text{SiO}_2$ NPs⁴⁵⁶ in DMF as the solvent at 100 °C (Scheme 254). The same protocol was also explored for the synthesis of 5-substituted tetrazoles (**87b**) from substituted benzonitriles (**169b**) and **66**. The salen complex of Cu(II) was prepared using a Schiff base and copper acetate, which were treated with Fe_3O_4 NPs, and these NPs were characterized *via* TEM, SEM, FE-SEM, DLS, and VSM. The catalyst was recycled under magnetic influence up to seven times without significant catalytic decay using the model reaction of *p*-methoxy aniline, **317**, and **66**. A negligible amount of leached copper was observed after the first and seventh catalytic runs from the reaction mixture, as confirmed by ICP. The comparison of the literature and the present work developed by Sardarian *et al.* reflected the significance of the $\text{Fe}_3\text{O}_4@/\text{SiO}_2$ NPs over other catalysts such as natrolite zeolite,⁴⁵⁷ and indium triflate $\text{In}(\text{OTf})_3$ (ref. 458) reported in the literature.

Esmailpour *et al.* reported the catalytic use of $\text{Fe}_3\text{O}_4@/\text{SiO}_2$ -TCT-PVA-Cu(II) for the *N*-arylation of N-containing heterocycles such as imidazoles (**81a**), indoles (**81j**), pyrrole (**106a**), piperazine (**108e**) and *N*-phenyl piperazines (**109d**) using aryl halides (**82p**) as the aryl coupling partner and sodium *tert*-butoxide as the base in DMF at 100 °C in 86–96% yield (Scheme 255).⁴⁵⁹ The same protocol was also extended for the synthesis of 5-phenyl 1*H*-tetrazoles (**87c**) by the reaction among substituted benzaldehyde (**2**), sodium azide (**66**) and hydroxylamine hydrochloride (**275**) in water under reflux *via* click reaction (Scheme 256). The NPs were prepared by coating Fe_3O_4 NPs with silica followed by their treatment with (3-chloropropyl)trimethoxysilane and 3-(3-



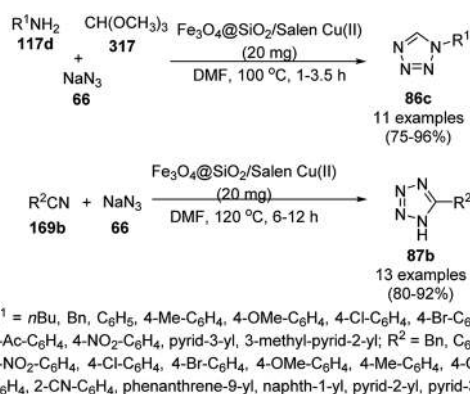
Scheme 252 ZnFe_2O_4 NP-catalyzed synthesis of pyrano[2,3-*d*]pyrimidines (**179c**) reported by Khazaei *et al.*



Scheme 253 Aqueous pyrazole-fused chromenes (**351**) catalyzed by zinc ferrite NPs.

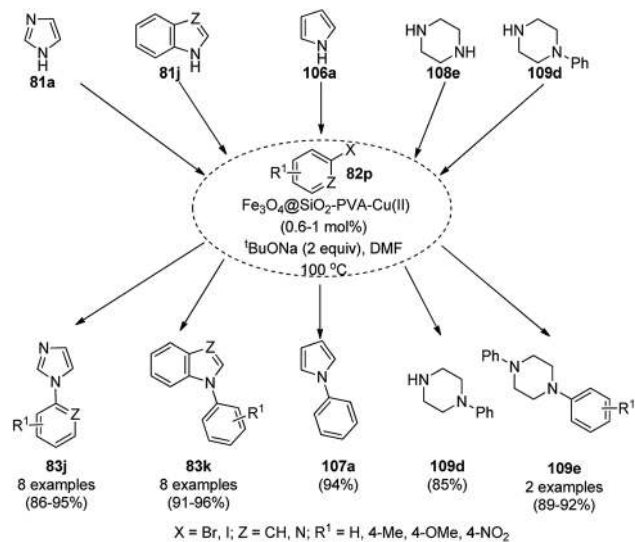
hydroxy-propylamino)-propan-1-ol to obtain NPs having free hydroxyl groups. Further treatment of these NPs with 2,4,6-trichlorotriazine (TCT), polyvinyl alcohol (PVA) and $\text{Cu}(\text{OAc})_2$ yielded $\text{Fe}_3\text{O}_4@/\text{SiO}_2\text{-TCT-PVA-Cu}(\text{II})$. The final characterization was achieved with FT-IR, XRD, TEM, FE-SEM, UV-Vis, EDX, and TGA. The catalyst was recovered using an external magnetic field and reused for up to seven cycles without appreciable loss in its catalytic activity, where it retained its nano-size and shape (FE-SEM), copper content (ICP) and structural integrity (FT-IR). The Cu catalyzed Ullmann coupling for the synthesis of 1-phenyl-1*H*-imidazole (**83j**; $R^1 = \text{H}, Z = \text{CH}$)^{95,108-110,460,461} and 5-substituted-1*H*-tetrazoles (**87c**)⁴⁶²⁻⁴⁶⁴ was claimed to be operational at a lower temperature in a greener solvent under milder conditions in comparison with that in previous reports. Previously, Esmailpour *et al.* attempted the synthesis of *N*-arylated heterocycles and 5-aryl tetrazole following a similar approach using silica-coated Fe_3O_4 NPs grafted with 1,4-dihydroxyanthraquinone-Cu(II) in 0.5–0.8 mol%.⁴⁶⁵ In continuation, they further reported theophylline-supported $\text{Fe}_3\text{O}_4@/\text{SiO}_2$ NPs for the one-pot synthesis of spirooxindoles and phenazines.⁴⁶⁶

N-arylation of various N-containing heterocycles (**123h/108f**) with aryl halides (**82p**) was attempted using $\text{Fe}_3\text{O}_4@/\text{SiO}_2$ -dendrimer-encapsulated Cu(II) as the catalyst, Cs_2CO_3 (2 equiv.) as the base and DMF as the solvent to yield twenty different arylated N-containing heterocycles (**124d/109f**) in 84–96% yield



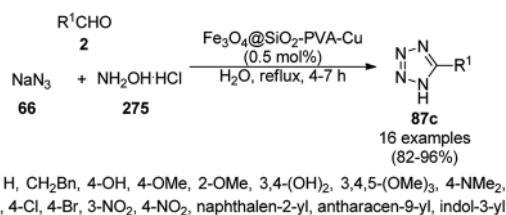
Scheme 254 Synthesis of 1- and 5-substituted tetrazoles (**86c/87b**) catalyzed by the salen complex of Cu(II) supported on superparamagnetic $\text{Fe}_3\text{O}_4@/\text{SiO}_2$ NPs.



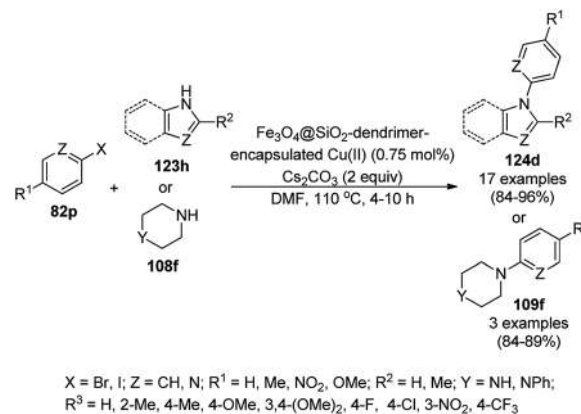


Scheme 255 Synthesis of *N*-arylated heterocycles catalyzed by $\text{Fe}_3\text{O}_4\text{@SiO}_2\text{-TCT-PVA-Cu(II)}$.

(Scheme 257). The same methodology was also applied for the synthesis of twelve different arylated *N*-containing heterocycles (**123i**) using aryl boronic acids (**255a**) with methanol as the solvent under reflux in 83–95% yield in 1.5–6 h (Scheme 258). Twenty-one substituted aryl tetrazoles (**87c**) were synthesized using substituted benzaldehyde (**2**), **66** and hydroxylamine hydrochloride (**275**) with same catalyst in water at 70 °C in 81–96% yield (Scheme 259). The oxidative addition of the aryl halide generated a transient Cu(III) species and then C–N bond product was formed *via* reductive elimination together with the regeneration of the Cu(I) species. The authors claimed that the use of a magnetic filtration pad allows easier separation, which can be recycled without loss in its catalytic activity.⁴⁶⁷ The authors also compared the catalytic efficiency of the previously reported protocols catalyzed by CuFAP ,⁹² silica-immobilized Cu complexes,⁴⁶⁰ cellulose-supported Cu(0) ,⁴⁶⁸ polyaniline-supported CuI ,¹¹² Cu(II)-NaY zeolite,⁹⁵ Cu_2O ,¹⁰⁹ nano- CuO ,¹¹⁰ metformin/ CuI complex,⁴⁶⁹ bis(μ -iodo)bis((–)-sparteine)dicopper(II) [$\text{Cu}_2\text{I}_2((\text{–})\text{-sparteine})_2$],⁴⁷⁰ $\text{Cu(OAc)}_2 \cdot \text{H}_2\text{O}/8\text{-hydroxyquinoline}$ ⁴⁷¹ and CuI with ligand magnetic nanoparticle-supported proline (MNP-3)⁹⁹ for the *N*-arylation of imidazoles with iodobenzene with their developed protocols and claimed that the $\text{Fe}_3\text{O}_4\text{@SiO}_2\text{-dendrimer-encapsulated Cu(II)}$ catalyst is superior since it can complete the reaction within 4 h with 96% yield of *N*-phenyl imidazole.



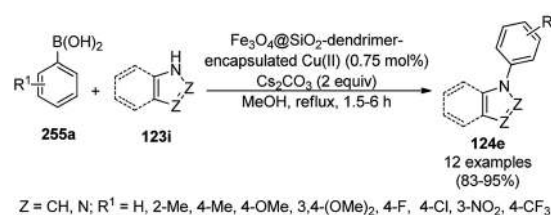
Scheme 256 Synthesis of 5-aryl tetrazoles (**87c**) catalyzed by $\text{Fe}_3\text{O}_4\text{@SiO}_2\text{-TCT-PVA-Cu(II)}$.



Scheme 257 Synthesis of arylated *N*-containing heterocycles (**124d/109f**) using $\text{Fe}_3\text{O}_4\text{@SiO}_2\text{-dendrimer-encapsulated Cu(II)}$ catalyst.

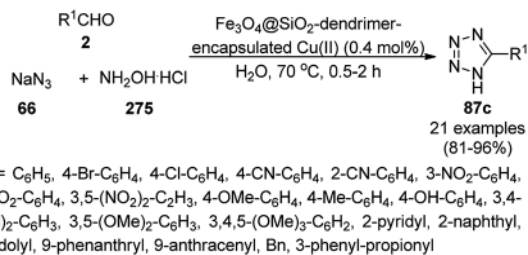
Ghorbani-Choghamarani *et al.* reported the synthesis of 2,3-dihydroquinazolin-4(1*H*)-ones (**216c**), polyhydroquinolines (**171d**) and 2-amino-3,5-dicarbonitrile-6-thio-pyridines (**110p**) using copper(II)-*L*-histidine supported on Fe_3O_4 [$\text{Cu(II)/L-His@Fe}_3\text{O}_4$] in green solvents (Scheme 260).⁴⁷² The synthesis of **216c** was achieved from aryl or aliphatic aldehydes (**2**) and *o*-aminobenzamides (**133d**) in ethanol under reflux in good to excellent yields. **171d** was synthesized using **2**, **7a**, **63a** and **147b** in ethanol at 50 °C (Scheme 261), whereas the synthesis of **110p** was achieved using **29a**, substituted thiophenols (**203b**), and **21a** with water as the solvent at 80 °C in 86–97% yield (Scheme 262). $\text{L-His@Fe}_3\text{O}_4$ was prepared by treating acryloyl chloride-coated MNPs having Fe_3O_4 (MNP-acryloxyl) with *L*-histidine and CuCl_2 . The final NPs were fully characterized *via* TGA, VSM, EDS, XRD, FT-IR and SEM. The reusability of the catalyst was studied for up to six catalytic cycles without significant loss in its catalytic activity for the synthesis of 2,3-dihydroquinazolin-4(1*H*)-ones and polyhydroquinolines.

Bahrami *et al.* reported the one-pot three-component regioselective synthesis of 1,4-disubstituted 1,2,3-triazoles (**68c**) *via* click synthesis using a heterogeneous nanocatalyst, copper-immobilized ferromagnetic triazine dendrimer FMNP@TD- Cu(II) nanoparticles, with **66**, arylalkyl/alkyl halides (**79b**) and alkynes (**48b**, Scheme 263).⁴⁷³ The synthesized catalyst was well characterized *via* TEM, SEM, XRD, FT-IR and EDX. The catalyst was recovered *via* simple filtration and drying. The activity of the catalyst was found to be retained up to 93% after the sixth catalytic run. The present catalytic protocol developed by



Scheme 258 $\text{Fe}_3\text{O}_4\text{@SiO}_2\text{-dendrimer-encapsulated Cu(II)}$ -catalyzed synthesis of benzazoles (**124e**).





Scheme 259 Synthesis of arylated 1,2,3,4-tetrazoles (87c).

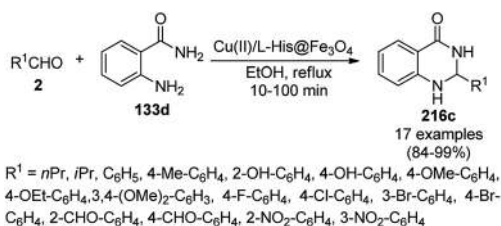
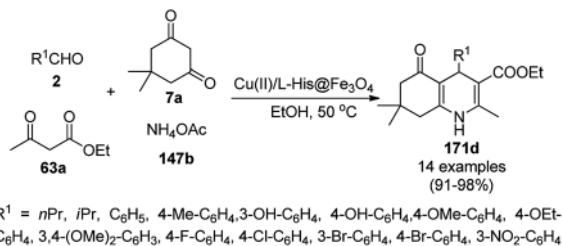
Bahrami *et al.* could enhance the yield and reduce the reaction time for the synthesis of derivatives of **68c** ($R^1 = R^2 = Ph$)^{474,475} and of **68c** ($R^1 = Ph, R^2 = -COPh$)^{475,476} compared to that previously reported.

Shaabani *et al.* reported the catalytic use of CuNP-tethered magnetite guanidine acetic acid-decorated MWCNTs (Cu/MWCNTGAA@Fe₃O₄) for the synthesis of bis(indolyl)methanes (**276b**) *via* condensation of two equivalents of indoles (**88p**) and benzaldehydes (**21a**, Scheme 264) and 1,2,3-triazoles (**71b**) *via* 1,3-dipolar cycloaddition using alkynes (**48a**), azide (**66**) and lachrymator benzyl bromides (**67d**, Scheme 265).⁴⁷⁷ To synthesize final NPs, they loaded Fe₃O₄ NPs on MWCNTs followed by co-ordination with copper using CuCl₂·2H₂O. The stability and reusability of the NPs were observed for up to four runs for the click reaction. Subsequently, Voskressensky *et al.* used the same catalyst for the cycloaddition of 1-aryl-3,4-dihydroisoquinoline and ynones.⁴⁷⁸

Following the former approach (Scheme 265), the click reaction of alkynes (**48a**), alkyl halides (**67e**), and **66** using Cu(II) complexes such as Fe₃O₄@SiO₂ NPs as the catalyst was carried out in water as the solvent to yield 1,4-substituted-1*H*-1,2,3-triazoles (**71b**) in 53–97% yield (Scheme 266).⁴⁷⁹

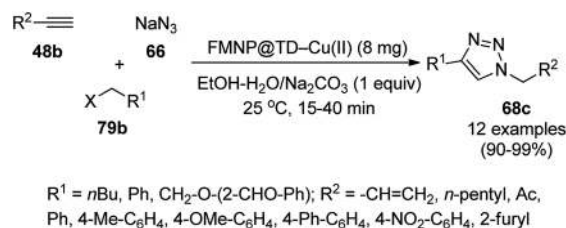
The copper(I)-complexed silica-coated magnetite NP- [Cu(I)Fe₃O₄@SiO₂]-catalyzed synthesis of quinazolinones (**134f**) was achieved *via* the cyclocondensation of *o*-halobenzoic acids (**82q**) and substituted guanidine hydrochloride (**174d**) in 68–98% (Scheme 267).⁴⁸⁰ The catalyst was recycled for more than ten runs without loss in its catalytic performance. Silica-coated Fe₃O₄ NPs were reacted with [3-(2-aminoethyl)aminopropyl]trimethoxysilane followed by copper(I) salt to obtain Cu(I)Fe₃O₄@SiO₂ NPs. However, the authors did not compare their catalyst with other reported protocols.

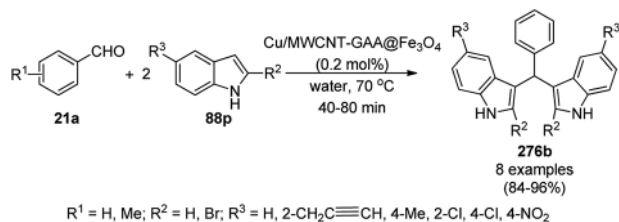
Copper-aluminium mixed oxide nanocomposites (CuAl MO NPs) were reported to be successful for the synthesis of 2-

Scheme 260 Synthesis of 2,3-dihydroquinazolin-4(1*H*)-ones (**216c**) catalyzed by Cu(II)/L-His@Fe₃O₄ NCs.Scheme 261 Synthesis of polyhydroquinolines (**171d**) catalyzed by Cu(II)/L-His@Fe₃O₄ NCs.Scheme 262 Synthesis of 2-amino-3,5-dicarbonitrile-6-thio-pyridines (**110p**) catalyzed by Cu(II)/L-His@Fe₃O₄ NCs.

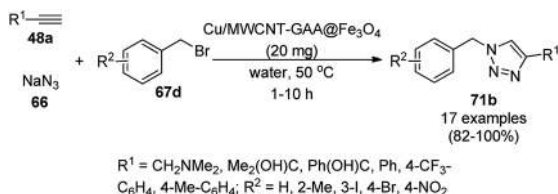
alkynylpyrrolidines/piperidines (**45e**) from substituted phenyl acetylenes (**3g**), aliphatic or arylalkyl amines (**117c**) and methyl ketones (**67f**, Scheme 268).⁴⁸¹ CO₂ gas was bubbled through a co-precipitated aqueous solution of Cu(NO₃)₂·6H₂O and Al(NO₃)₃·9H₂O at pH 8 to obtain copper-aluminium hydroxalcite-like composites, which were calcined to obtain CuAl MO NPs. The obtained NPs were characterized *via* XRD, FESEM, HR-TEM, XPS, and BET analysis. The authors further estimated the parameters for green chemistry metrics such as E-factor, process mass efficiency (PMI), reaction mass efficiency (RME), atom economy (AE), and carbon efficiency (CE), which were found to be very close to ideal values. The hot filtration test revealed that no active catalyst leached into the reaction mixture during the progress of the reaction.

The Clauson-Kaas reaction to synthesize *N*-substituted arylated or heteroaryl pyrroles (**106b**) was reported by Zhang *et al.* using an MNP-supported antimony nanocatalyst (γ-Fe₂O₃@SiO₂-Sb-IL, 10 mol%) in aqueous medium (Scheme 269).⁴⁸² **106b** was synthesized using tetrahydro-2,5-dimethoxyfuran (**320b**) and aryl or heteroarylamine (**117d**) in moderate to excellent yields. The synthesized catalyst was fully characterized *via* EDS, SEM, TEM, FT-IR and XRD. Various conditions were

Scheme 263 FMNP@TD-Cu(II) catalyzed synthesis of regioselective 1,4-disubstituted 1,2,3-triazoles (**68c**).



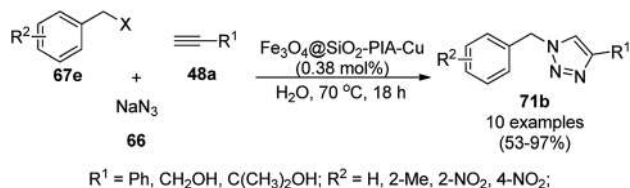
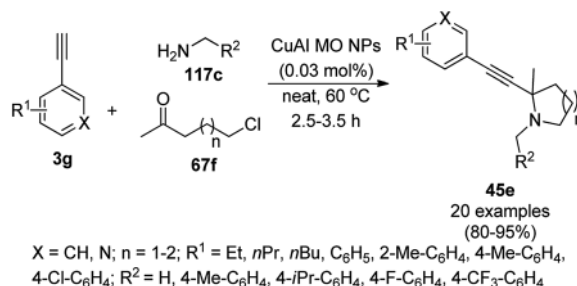
Scheme 264 Aqueous synthesis of bis(indolyl)methanes (276b).

Scheme 265 Aqueous synthesis of *N*-arylalkyl 1,2,3-triazoles (71b).

investigated to optimize the reaction, and water was found to be the best solvent under reflux. The activity of the catalyst after the sixth catalytic cycle was found to be identical with the fresh nanocatalyst, as confirmed *via* the TEM images of the catalyst recovered after the sixth catalytic run. The results obtained through inductively coupled plasma mass spectrometry (ICP-MS) revealed that Sb and Fe were not leached from the catalyst during or after the recovery.

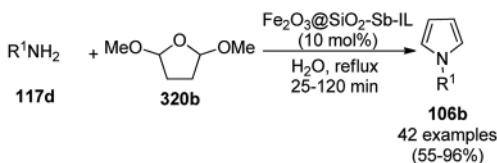
Spiro[indoline-3,4'-[1,3]dithiine]@Ni(NO₃)₂ grafted on silica-coated magnetite NPs was used as a novel catalyst for the synthesis of 3,4-dihydro-2*H*-pyrans (353) using cyclohexyl isocyanide (219d), malononitrile (29a) and substituted epoxide (352, Scheme 270).⁴⁸³ The MNPs synthesized by the treatment of silica-coated magnetite NPs with spiro[indoline-3,4'-[1,3]dithiine] and nickel nitrate were also evaluated for their antibacterial and anti-fungal activity, revealing their potential as bioactive MNPs.

Arora *et al.* reported the coated silicotungstic acid (STA, H₄[W₁₂SiO₄₀]) on amino-functionalized Si-magnetite nanoparticle-catalyzed synthesis of 1*H*-pyrazolo[1,2-*b*]phthalazinediones (250e) in methanol under reflux using 2,3-dihydrophthalazine-1,4-dione (249), 29a and substituted aryl aldehyde (2, Scheme 271).⁴⁸⁴ The MNPs were synthesized *via* coprecipitation followed by ultrasonication and silica coating using the Stöber method,^{485,486} and the STA-Amin-Si-MNPs were

Scheme 266 Synthesis of triazole *via* the click reaction among alkyl halides (67e), alkynes (48a) and 66 in the presence of a catalyst such as Cu(II) complex on Fe₃O₄@SiO₂ NPs.⁴⁷⁹Scheme 267 Synthesis of quinazolinones (134f) catalyzed by Cu(I) Fe₃O₄@SiO₂.Scheme 268 Synthesis of 2-alkynylpyrrolidines/piperidines (45e) reported by Rawat *et al.*

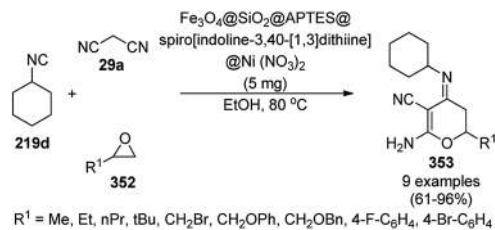
synthesized *via* the wet impregnation method. In the absence of the catalyst, the reaction proceeded with 55% yield and longer reaction time (435 min), which was reduced to a shorter reaction time (45 min) with better 98% yield. The catalyst maintained its activity since the yield of the product after the sixth catalytic run was obtained without significant loss in activity, and authors also claimed the superiority of the developed protocol over the other reported procedures⁴⁸⁷⁻⁴⁹³ with respect to the higher yield of 1*H*-pyrazolo[1,2-*b*]phthalazinediones, shorter reaction time, greener solvent, and lower catalytic loading and temperature. Recently, following a similar approach, the synthesis of 250e was reported by Bodaghifard *et al.* using a basic IL supported on titania-coated NiFe₂O₄ NPs in PEG800 at 90 °C in a shorter period (10-70 min).⁴⁹⁴

Next, Maleki *et al.* reported the similar synthesis of the pyrazolo[1,2-*b*]phthalazinediones (250f) using similar starting

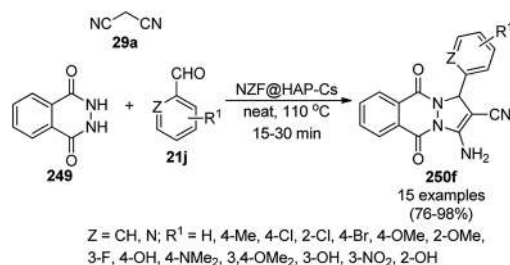


R¹ = NHBz, Ph, 3-OH-C₆H₄, 2-OMe-C₆H₄, 4-OMe-C₆H₄, 4-OEt-C₆H₄, 2-Me-C₆H₄, 4-Me-C₆H₄, 3,4-(Me)₂-C₆H₃, 2,5-(Me)₂-C₆H₃, 2,6-(Me)₂-C₆H₃, 2,6-(*i*Pr)₂-C₆H₃, 4-(*t*Bu)-C₆H₄, 2-F-C₆H₄, 4-F-C₆H₄, 2,4-(F)₂-C₆H₃, 3,4-(F)₂-C₆H₃, 3-Cl-C₆H₄, 4-Cl-C₆H₄, 3-Cl-4-F-C₆H₃, 2,4,5-(Cl)₃-C₆H₂, 2-Br-C₆H₄, 3-Br-C₆H₄, 4-Br-C₆H₄, 4-I-C₆H₄, 2-NO₂-C₆H₄, 4-Ac-C₆H₄, 3-CF₃-C₆H₄, 4-CF₃-C₆H₄, 4-COOEt-C₆H₄, naphthalen-1-yl, 4-bromo-naphthalen-1-yl, indene-2-yl, 4-CONH₂-C₆H₄, 4-NH₂-C₆H₄, 5-amino-naphthalen-1-yl, 2-pyridyl, 6-methyl-2-pyridyl, 2-pyrazinyl, 6-methyl-benzothiazol-2-yl,

Scheme 269 *N*-substituted pyrroles (106b) synthesized in water using nano γ-Fe₂O₃@SiO₂-Sb-IL.

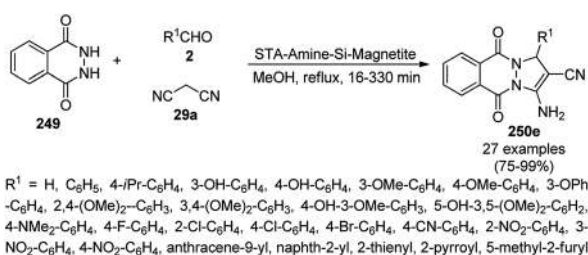


Scheme 270 Synthesis of 3,4-dihydro-2H-pyran (353).

Scheme 272 1H-pyrazolo[1,2-b]phthalazinediones (250f) reported by Maleki *et al.*

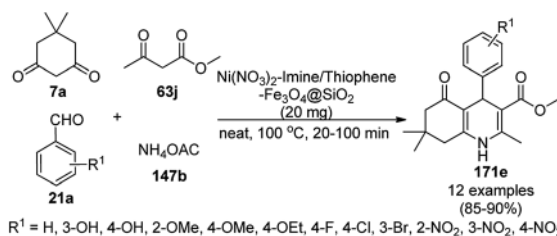
materials (249, 29a, and 21j), as shown in Scheme 272, using different Cs_2CO_3 catalysts supported on hydroxyapatite-encapsulated $\text{Ni}_{0.5}\text{Zn}_{0.5}\text{Fe}_2\text{O}_4$ NPs under solvent-free conditions at 110 °C.⁴⁹⁵ The $\text{Ni}_{0.5}\text{Zn}_{0.5}\text{Fe}_2\text{O}_4$ NCs were prepared using NiCl_3 , ZnCl_2 , and FeCl_3 , which were further treated with hydroxyapatite and caesium carbonate to obtain the final NPs. The catalysts were characterized *via* FT-IR, SEM, TEM, XRD, and vibrational sample magnetometry. The reusability of the catalysts for the model reaction was demonstrated for up to five catalytic cycles without appreciable loss in catalytic efficiency. The FT-IR spectra of the recovered and fresh NPs revealed that the catalyst maintained its structure, even after five recycles.

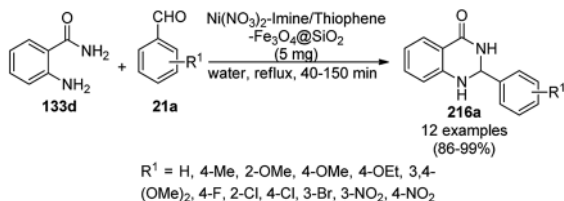
Kazemi *et al.* synthesized $\text{Ni}(\text{NO}_3)_2$ -imine/thiophene- Fe_3O_4 @ SiO_2 NPs and used them as a nanocatalyst in the synthesis of polyhydroquinolines (171e) and 2,3-dihydroquinazolin-4(1H)-ones (216a, Scheme 273). The synthesized nanocatalyst was characterized thoroughly *via* FT-IR, SEM, EDX, XRD, vibrating sample magnetometer (VSM) and atomic absorption spectroscopy (AAS). The synthesis of polyhydroquinolines (Scheme 274) was attempted *via* a four-component reaction using 7a, 63j, substituted benzaldehydes (21a) and 147b under solvent-free conditions in 20–100 min at 100 °C in the presence of the nanocatalyst (20 mg for 1 mmol reaction). The synthesis of 2,3-dihydroquinazolin-4(1H)-ones (216a) was attempted using water as a green solvent under reflux *via* the ring closure of 133d with 21a using $\text{Ni}(\text{NO}_3)_2$ -imine/thiophene- Fe_3O_4 @ SiO_2 (5 mg). The developed method was claimed to be superior for the synthesis of polyhydroquinolines and 2,3-dihydroquinazolin-4(1H)-ones with higher yields and shorter reaction time in comparison with the reported methods.^{385–387} The final products were purified *via* recrystallisation, avoiding the use of column chromatography. The magnetic NPs can be separated easily and have been demonstrated to have catalytic efficiency even after seven cycles.⁴⁹⁶

Scheme 271 Synthesis of 1H-pyrazolo[1,2-b]phthalazinediones (250e) reported by Arora *et al.*

Safaei-Ghomi *et al.* synthesized 3-benzoxazol-2-yl-chromen-2-ones (354) catalyzed by dichloro N,N' -(1,2-phenylene)bis(2-aminobenzamide) cobalt(II)@Al-SBA-15 ($\text{CoCl}_2\text{NN'PhBIA@Al-SBA-15}$) *via* the cyclocondensation of *o*-aminophenol (6r) and coumarin-3-carboxylate (20d) in good to excellent yields (Scheme 275).⁴⁹⁷ The key catalyst was synthesized *via* the treatment of TEOS, aluminium triisopropoxide with a micellar solution of Pluronic P123 to form Al-SBA-15, which was subsequently reacted with CPTMS, N,N' -(1,2-phenylene)bis(2-aminobenzamide) and cobalt chloride to obtain the final NCs. To catalyze this cyclocondensation, the Co-based NC acted as a Lewis acid *via* the coordination with the carbonyl oxygen of 20d and formed intermediates to form 354. The catalyst was reused eight times with slight loss in its catalytic performance, as demonstrated for the model reaction between ethyl coumarin-3-carboxylate and 2-aminophenol. Previously, they also reported SnO NPs for the synthesis of chromeno[2,3-*b*]pyridines by condensation of malononitrile, aryl or arylalkyl thiols and benzaldehydes.⁴⁹⁸

Nagarkar *et al.* reported the ligand-free direct C–H activation of benzo[*d*]oxazoles and benzo[*d*]thiazoles (123a) catalyzed by nano $\text{CeO}_2\text{-Fe}_3\text{O}_4$ MNPs using potassium carbonate (K_2CO_3) as the base at 80–120 °C using $\text{CeO}_2\text{-Fe}_3\text{O}_4$ MNPs for the synthesis of 2-aryl benzo[*d*]oxazole and 2-arylbenzo[*d*]thiazole (124a, Scheme 276).⁴⁹⁹ The MNPs were synthesized *via* the wet impregnation method and fully characterized *via* SEM, TEM, EDAX, XRD, FT-IR, DSC-TGA and ICP-MS analysis. The catalyst was recovered up to ten catalytic run without loss in its catalytic activity and stability. The decline in GC yields of 2-phenyl benzo[*d*]oxazole after the removal of the MNPs by magnetic separation after one hour of the reaction between benzo[*d*]oxazole and iodobenzene clearly revealed that the reaction could not proceed without catalytic assistance. The ICP-MS analysis also revealed that no leaching of cerium occurred.

Scheme 273 $\text{Ni}(\text{NO}_3)_2$ -imine/thiophene- Fe_3O_4 @ SiO_2 NP-catalyzed synthesis of polyhydroquinolines (171e).

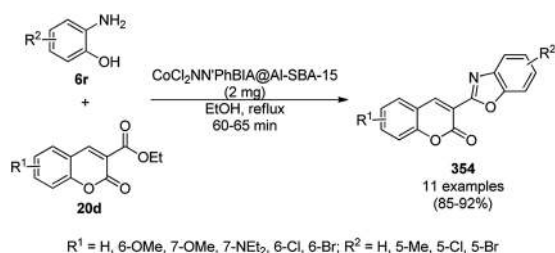


Scheme 274 $\text{Ni}(\text{NO}_3)_2$ -imine/thiophene- $\text{Fe}_3\text{O}_4/\text{SiO}_2$ NP-catalyzed synthesis of 2,3-dihydroquinazolin-4(1H)-ones (**216a**).

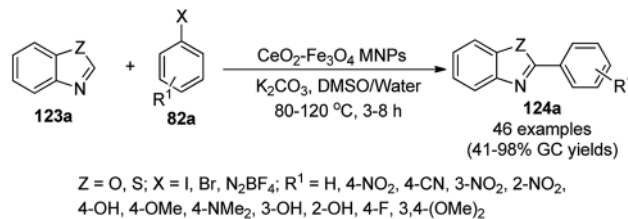
The interesting synthesis of acridinediones (**172i**) was observed under the catalytic effect of zinc doped and supported on magnetic hydrotalcite ($\text{Fe}_3\text{O}_4/\text{HT-SMTU-Zn}^{\text{II}}$) using aldehydes (**21m**), dimedone (**7a**) and arylamine (**117k**) or ammonium salts (Scheme 277).⁵⁰⁰ The recycling of the catalyst was studied for up to six catalytic reuses, giving 85–95% yield of **172i** ($\text{Z} = \text{CH}$, $\text{R}^1 = \text{H}$, and $\text{R}^2 = \text{H}$).⁵⁰⁰ The hot filtration test and poisoning test by ethylenediamine tetraacetic acid (EDTA) revealed that no leaching of the heterogeneous catalyst occurred during the progress of the reaction. The developed protocol was also claimed to be green and efficient since it is operative at a relatively low temperature,⁵⁰¹ free from toxic solvents,³⁹⁸ in a short time,^{502,503} avoiding tedious purification^{504–506} for the synthesis of **172i**.

Tran *et al.* reported the catalytic use of Lewis acid-based ILs supported on Fe_3O_4 NPs LAIL@MNP for the synthesis of benzoxanthenes (**355**) and *N*-aryl pyrroles (**107d**) *via* multicomponent reactions (Scheme 278) and Paal–Knorr reaction (Scheme 279), respectively.⁵⁰⁷ They synthesized NPs *via* the loading of 3-(3-(trimethoxysilyl)propyl)-1*H*-imidazol-3-ium chlorozincate(II) IL on magnetite NPs. The durability of the catalyst was demonstrated for up to five re-runs.

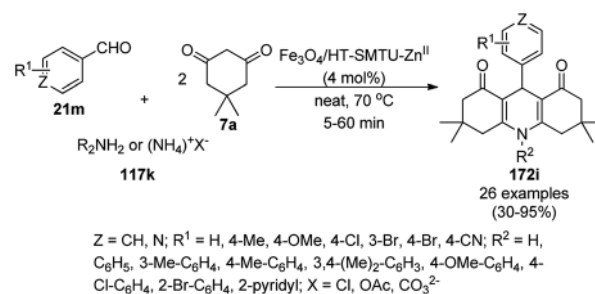
Further, Tran *et al.* also reported the synthesis of 2-phenyl-8*H*-thieno[2,3-*b*]indoles (**356**) using 5-substituted indole (**88a**), sulfur, and 4-substituted acetophenone (**77b**) in DMF (Scheme 280).⁵⁰⁸ The above one-pot synthesis was achieved using recyclable silica-coated magnetite NPs supported on a deep eutectic solvent (DES@MNP), where it acted as a Lewis acid catalyst *via* the Willgerodt–Kindler reaction to form thirenium intermediate, which reacted with **88a** to form **356**. The loading of the silica-coated Fe_3O_4 NPs with urea and ZnCl_2 -derived deep eutectic solvent led to the formation of DES@MNP. However, they used a high equivalent of sulfur (8 equiv.), which is the drawback of this methodology.



Scheme 275 Synthesis of 3-benzoxazol-2-yl-chromen-2-ones (**354**) assisted by Co–Si NCs.



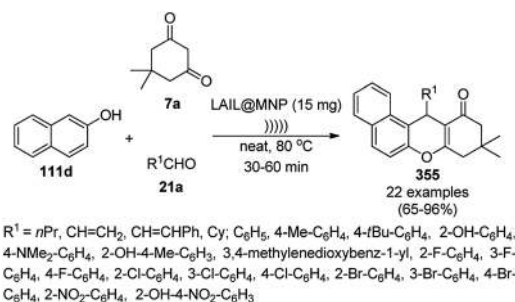
Scheme 276 $\text{CeO}_2\text{-Fe}_3\text{O}_4$ MNP-catalyzed C–H activation of benzoxazole and benzothiazoles (**124a**).



Scheme 277 Synthesis of acridinediones (**172i**) catalyzed by bifunctional nanocatalysts.

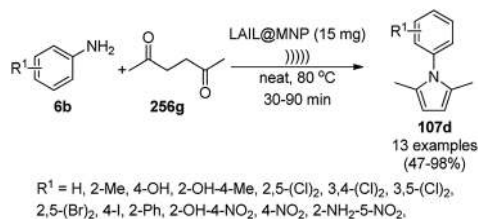
The synthesis of 2-oxazolidinones (**301b**) was achieved *via* cycloaddition of carbon dioxide catalyzed by dendritic fibrous nanosilica (DFNS)-based NC ($\text{DFNS/Dy}_2\text{Ce}_2\text{O}_7$)-substituted styrene (**192c**) and aniline (**6f**) using *tert*-butyl hydroperoxide (TBHP) as oxidizing agents at 50 °C (Scheme 281).⁵⁰⁹ The silanol bonds of DFNS were decorated first with 3-APTMS followed by treatment with the gum of *Ferula assa-foetida* of dysprosium nitrate [$\text{Dy}(\text{NO}_3)_3$] and ceric ammonium nitrate [$(\text{NH}_4)_2\text{-Ce}(\text{NO}_3)_6$], leading to the green synthesis of an NC. The catalyst was found to be very effective after recycling for more than nine times and hot filtration tests. We were surprised to find that for the synthesis of **301b** with 1 mmol of **6f**, 10 mmol of **192c**, and 20 mmol of oxidant were used with a bimetallic NC, leading to poor atom economy and waste generation.

Super-paramagnetic MCM-41 with a dendrite copper complex (FMNC) catalyzed A^3 coupling for the synthesis of propargylamines (**45f**) from substituted benzaldehydes (**21a**), alicyclic amines (**44**), and phenyl acetylene (**3d**, Scheme 282) was reported by Abdollahi-Alibeik *et al.*⁵¹⁰ FMNC was synthesized *via*



Scheme 278 LAIL@MNP- catalyzed three-component and one-pot synthesis of benzoxanthenes (**355**).





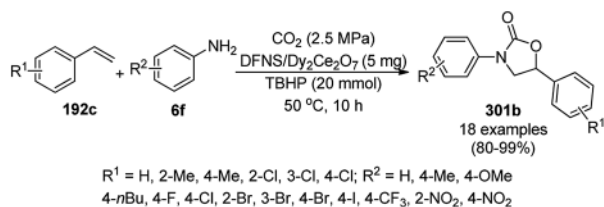
Scheme 279 Paal-Knorr reaction catalyzed by LAIL@MNP.



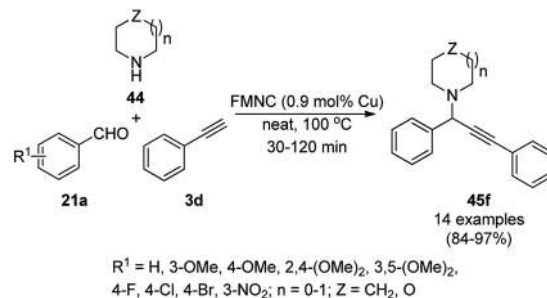
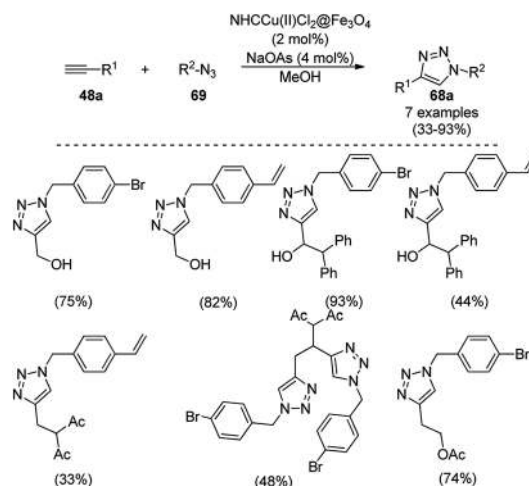
Scheme 280 Synthesis of 2-phenyl-8H-thieno[2,3-b]indoles (356) using DES@MNP.

the functionalization of MCM-41 including amination with diethyl amine and formation of the complex using copper acetate. The catalyst was separated by magnetic decantation and recycled for up to three runs with slight loss in its catalytic performance during a prolonged reaction time together with a slight loss in Cu content. However, the protocol reported by Abdollahi-Alibeik *et al.* can be considered superior considering its shorter reaction time, lower catalytic loading, rapid synthesis, isolated yields and slight loss in yields upon recycling compared to reported catalysts, namely Au(III) supported on poly ILS coated on magnetic nanoparticles (MNP@PILAu),⁵¹¹ Cu-MCM-41,¹⁴¹ silver-graphene nano-composite (Ag-G),⁵⁵ and CuNPs supported on micro-starch (CuNPs@MS).¹³⁸

The copper-catalyzed azide-alkyne cycloaddition (CuAAC) for the synthesis of triazoles (68a) was achieved using NHC-copper complexes supported on magnetic NPs (Scheme 283) using alkyne (48a) and azide (69) in methanol with sodium ascorbate (NaOAs) as a reducing agent.⁵¹² Magnetic NPs synthesized using $\text{FeCl}_2 \cdot 4\text{H}_2\text{O}$ and $\text{FeCl}_3 \cdot 6\text{H}_2\text{O}$ were treated with APTMS and triethyl orthoformate to obtain a formamidinium intermediate. The latter was reacted with 2,6-bis(diphenylmethyl)-4-methylaniline to form NHC, which was complexed with CuCl_2 to obtain the final MNPs *via* magnetic separation. However, the catalyst did not exhibit suitable yields during its reuses for up to three runs (53–80%) due to its deactivation.



Scheme 281 Synthesis of 3-phenyl-2-oxazolidinones from styrenes (192c), anilines (6f) and gaseous carbon dioxide.

Scheme 282 Cu-catalyzed A^3 coupling for the synthesis of propargylamines (45f).

Scheme 283 CuAAC reactions of alkynes (48a) and azides (69).

4 Conclusions and future directions

Historically, catalysis, a fascinating topic, has been always investigated on a trial and error basis. The use of catalysts in a reaction system not only helps to achieve synthetic transformations, but also to reduce the quantity of substrates or reagents, and the cost of chemical conversions. The recent advancements in material chemistry has enabled a new era in the design of sophisticated nanocatalysts.

The synthesis of heterocycles containing nitrogen⁵¹³ and oxygen has increased exponentially in the scientific community in search of novel molecules or scaffolds of biological importance. In the last decade, metal NPs have been reported for the catalysis of a huge number of organic transformations to construct C–C, C–X, and C–N bonds for the synthesis of small to complex or macromolecules. For the synthesis of heterocyclic scaffolds, knowledge of synthetic organic chemistry acts as a toolbox for chemists. However, the major concern for challenging synthetic tasks is the construction of bonds between two dissimilar starting materials, where the high energy of the transition state is the restricting factor to achieve the successful conversion. Nanocatalysts play a vital role in this context by increasing the surface area of active catalysts, bringing electrophiles and nucleophiles in closer proximity, reducing the energy gap between the substrate and product, providing the suitable hydrogen bonding interactions, holding



the reactants together with dual ionic or hydrogen bonding interaction, *etc.* Besides individual MNPs, encapsulated MNPs have also been recognized for their potential in prominent catalysis.⁵¹⁴ Due to the advancement of sophisticated technology, the complete characterization of NPs can be achieved with several techniques to confirm their integrity and nanoparticulate behavior during a reaction. NPs have several advantages such as low catalytic loading, high reactivity, high selectivity, complete recyclability, sufficient mechanical stability and green applicability, making them desirable and ideal catalytic systems. The recyclability of catalysts is a significant issue in the pharmaceutical industry, where the cost of reagents and catalysts is a key factor for pilot-scale reactions. Accordingly, use of nanocatalysts represents a suitable protocol for the pilot-scale synthesis of targets since NCs can be recycled several times without loss in their chemical integrity, nanoparticulate behavior, yield of product and turnover frequency.

In the present review, the ever-growing broad applications of several MNPs have been reflected for the synthesis of five-, six- and seven-membered monocyclic, bicyclic, tricyclic and tetracyclic heteroaromatic or heteroaliphatic scaffolds. AuNPs are generally used for the synthesis of substituted quinolines and quinoxalines; CuNPs and or FeNPs for triazoles and 2,3-dihydroquinazolin-4(1*H*)-ones; PdNPs for dehalogenation, and RuNPs for deuteration and ring-closing metathesis. For hydrogenation and dehydrogenation, PdNPs, PtNPs, and RhNPs are highly utilized. The successful *N*-arylation of nitrogen-containing heterocycles can be achieved with the help of CuNPs and or FeNPs. The recent trend and strategy of combining two or more metallic NPs in a common catalytic system has emerged as an innovative and constructive way to tackle challenging synthetic transformations. The ever-expanding field of material chemistry has led to significant advancements in the design of catalysts and their synthetic applications in achieving organic transformations.

List of abbreviations

AAS	Atomic absorption spectroscopy
AES	Atomic emission spectrometry
AFM	Atomic force microscopy
AgNPs	Silver nanoparticles
ANDSA	7-Aminonaphthalene-1,3-disulfonic acid
APTMS	(3-Aminopropyl)triethoxysilane
AuNPs	Gold nanoparticles
BET	Brunauer, Emmett and Teller
BTU	Benzoylthiourea
CNTs	Carbon nanotubes
CoNPs	Cobalt nanoparticles
CPTMS	3-Chloropropyltrimethoxysilane
CPTES	3-Chloropropyltriethoxysilane
CTAB	Cetyltrimethylammonium bromide
DABCO	1,4-Diazabicyclo[2.2.2]octane
DETA	Diethylenetriamine
DLS	Dynamic light scattering
DMAB	Dimethylamine borane

DRIFTS	Diffuse reflectance infrared Fourier transform spectroscopy
EDX	Energy-dispersive X-ray microanalysis
EG	Ethylene glycol
EGFR	Epidermal growth factor receptor
EPR	Electron paramagnetic resonance
FE-SEM	Field emission scanning electron microscopy
FT-IR	Fourier-transform infrared spectroscopy
GC-MS	Gas chromatography-mass spectroscopy
GO	Graphene oxide
HAADF-STEM	High-angle annular dark-field scanning transmission electron microscopy
HB	Hydrogen bond
ICP-MS	Inductively coupled plasma-mass spectrometry
IL	Ionic liquid
MCR	Multicomponent reaction
MNPs	Metal nanoparticles
[MSPP]	4-Methyl-1-(3-sulfopropyl)pyridinium
HSO ₄	hydrogen sulfate
NCs	Nanocatalysts
NHCs	N-Heterocyclic carbenes
NMR	Nuclear magnetic resonance
NPs	Nanoparticles
PdNPs	Palladium nanoparticles
PEI	Poly(ethylenimine)
PsIL	Polymeric ionic liquids
PVP	Polyvinyl pyrrolidone
PXRD	Powder X-ray diffraction
QLES	Quasi-electron light scattering
RGO	Reduced graphene oxide
RuNCs	Ruthenium nanocatalysts
SAED	Selected area electron diffraction
SEM	Scanning electron microscopy
SMNOP-1	Diatomite-supported manganese oxide (Mn ₃ O ₄) nanoparticles
SMNP	Silica coated magnetic nanoparticles
SiNPs	Silica nanoparticles
TBAF	Tetrabutylammonium fluoride
TEM	Transmission electron microscopy
TOF	Turnover frequency
TON	Turnover number
TPPTS	Tris(3-sulfophenyl)phosphine trisodium salt
USFDA	United States Food and Drug Association
UV-Vis	Ultraviolet visible spectroscopy
VSM	Vibrating sample magnetometer
XANES	X-ray absorption near-edge structure
XPS	X-ray photoelectron spectroscopy
XRD	X-ray diffraction

Conflicts of interest

There are no conflicts of interest to declare.

Acknowledgements

This review article is dedicated to Dr Asit K. Chakraborti, former Professor, National Institute of Pharmaceutical Education and



Research (NIPER), S.A.S. Nagar, Mohali on the occasion of his 66th birthday. We are grateful to reviewers of this article for their constructive and valuable suggestions to arrive at this article.

References

- 1 E. Vitaku, D. T. Smith and J. T. Njardarson, *J. Med. Chem.*, 2014, **57**, 10257–10274.
- 2 M. D. Delost, D. T. Smith, B. J. Anderson and J. T. Njardarson, *J. Med. Chem.*, 2018, **61**, 10996–11020.
- 3 A. P. Taylor, R. P. Robinson, Y. M. Fobian, D. C. Blakemore, L. H. Jones, O. Fadeyi and R. P. Robinson, *Org. Biomol. Chem.*, 2016, **14**, 6611–6637.
- 4 P. Das, M. Delost, M. Qureshi, D. T. Smith and J. T. Njardarson, *J. Med. Chem.*, 2019, **62**, 4265–4311.
- 5 K. K. Liu, S. M. Sakya, C. J. O. Donnell, A. C. Flick and J. Li, *Bioorg. Med. Chem.*, 2011, **19**, 1136–1154.
- 6 K. K. Liu, S. M. Sakya, C. J. O. Donnell, A. C. Flick and H. X. Ding, *Bioorg. Med. Chem.*, 2012, **20**, 1155–1174.
- 7 H. X. Ding, K. K.-C. Liu, S. M. Sakya, A. C. Flick and C. J. O. Donnell, *Bioorg. Med. Chem.*, 2013, **21**, 2795–2825.
- 8 H. X. Ding, C. A. Leverett, R. E. Kyne, K. K.-C. Liu, S. M. Sakya, A. C. Flick and C. J. O. Donnell, *Bioorg. Med. Chem.*, 2014, **22**, 2005–2032.
- 9 H. X. Ding, C. A. Leverett, R. E. Kyne, K. K.-C. Liu, S. J. Fink, A. C. Flick and C. J. O. Donnell, *Bioorg. Med. Chem.*, 2015, **23**, 1895–1922.
- 10 A. C. Flick, H. X. Ding, C. A. Leverett, R. E. Kyne, K. K. Liu, S. J. Fink and C. J. O. Donnell, *Bioorg. Med. Chem.*, 2016, **24**, 1937–1980.
- 11 A. C. Flick, H. X. Ding, C. A. Leverett, R. E. Kyne, K. K.-C. Liu, S. J. Fink and C. J. O. Donnell, *J. Med. Chem.*, 2017, **60**, 6480–6515.
- 12 P. A. Flick, H. X. Ding, C. A. Leverett, S. J. Fink and C. J. O. Donnell, *J. Med. Chem.*, 2018, **61**, 7004–7031.
- 13 A. C. Flick, C. A. Leverett, H. X. Ding, E. Mcintur, S. J. Fink, C. J. Helal and C. J. O. Donnell, *J. Med. Chem.*, 2019, **62**, 7340–7382.
- 14 A. Flick, C. A. Leverett, H. X. Ding, E. L. McInturff, S. Fink, C. Helal, J. Deforest, P. Morse, S. Mahapatra and C. J. O'Donnell, *J. Med. Chem.*, 2020, DOI: 10.1021/acs.jmedchem.0c00345.
- 15 D. C. Blakemore, L. Castro, I. Churcher, D. C. Rees, A. W. Thomas, D. M. Wilson and A. Wood, *Nat. Chem.*, 2018, **10**, 383–394.
- 16 *SciFinder, Chemical Abstracts Service (CAS)*, <http://www.cas.org/products/scifindr/index>, accessed 28 November 2019.
- 17 V. Sanna and M. Sechi, *ACS Med. Chem. Lett.*, 2020, **11**, 1069–1073.
- 18 N. Sozer and J. L. Kokini, *Trends Biotechnol.*, 2009, **27**, 82–89.
- 19 X. Qu, P. J. J. Alvarez and Q. Li, *Water Res.*, 2013, **47**, 3931–3946.
- 20 J. L. West and N. J. Halas, *Curr. Opin. Biotechnol.*, 2000, **11**, 215–217.
- 21 O. V Salata, *J. Nanobiotechnol.*, 2004, **2**, 1–6.
- 22 R. Asmatulu, P. Nguyen and E. Asmatulu, *Nanotechnology Safety in the Automotive Industry*, © 2013 Elsevier B.V. All rights reserved., 1st edn, 2013.
- 23 A. K. Yetisen, H. Qu, A. Manbachi, H. Butt, M. R. Dokmeci, J. P. Hinestroza, M. Skorobogatiy, A. Khademhosseini and S. H. Yun, *ACS Nano*, 2016, **10**, 3042–3068.
- 24 M. J. O'Connell, *Carbon nanotubes: properties and applications*, CRC Press, 2006.
- 25 M. S. Mauter and M. Elimelech, *Environ. Sci. Technol.*, 2008, **42**, 5843–5859.
- 26 S. Mourdikoudis, R. M. Pallares and N. T. K. Thanh, *Nanoscale*, 2018, **10**, 12871–12934.
- 27 M. W. Roberts, *Catal. Lett.*, 2000, **67**, 1–4.
- 28 H. Duan, D. Wang and Y. Li, *Chem. Soc. Rev.*, 2015, **44**, 5778–5792.
- 29 *Nanocatalysis: Applications and Technologies*, ed. V. Calvino-Casilda, A. J. López-Peinado, R. M. Martín-Aranda and E. P. Mayoral, CRC Press, 1st edn, 2019.
- 30 R. S. Verma, *Green Chem.*, 2014, **6**, 2027–2041.
- 31 A. Gelle, T. Jin, L. De Garza, G. D. Price, L. V Besteiro and A. Moores, *Chem. Rev.*, 2020, **120**, 986–1041.
- 32 M. Jørgensen and H. Grönbeck, *ACS Catal.*, 2019, **9**, 8872–8881.
- 33 S. Xu and E. A. Carter, *J. Am. Chem. Soc.*, 2019, **141**, 9895–9901.
- 34 S. Wegner and C. Janiak, *Top. Curr. Chem.*, 2017, **375**, 65.
- 35 D. Pla and M. Gómez, *ACS Catal.*, 2016, **6**, 3537–3552.
- 36 D. Saha and C. Mukhopadhyay, *Curr. Organocatal.*, 2019, **6**, 79–91.
- 37 T. Yasukawa, H. Miyamura and S. Kobayashi, *ACS Catal.*, 2016, **6**, 7979–7988.
- 38 M. Azharuddin, G. H. Zhu, D. Das, M. Azharuddin, G. H. Zhu, D. Das, E. Ozgur, L. Uzun, A. P. F. Turner and H. K. Patra, *Chem. Commun.*, 2019, **55**, 6964–6996.
- 39 Q. Wang and D. Astruc, *Chem. Rev.*, 2020, **120**, 1438–1511.
- 40 A. H. M. Elwahy and M. R. Shaaban, *RSC Adv.*, 2015, **5**, 75659–75710.
- 41 I. Favier, D. Pla and M. Gómez, *Chem. Rev.*, 2020, **120**, 1146–1183.
- 42 A. Dandia, V. Parewa and A. Sharma, in *Green Chemistry: Synthesis of Bioactive Heterocycles*, ed. K. L. Ameta and A. Dandia, Springer India, New Delhi, 1st edn, 2014, pp. 129–161.
- 43 J. M. Asensio, D. Bouzouita, P. W. N. M. Van Leeuwen and B. Chaudret, *Chem. Rev.*, 2020, **120**, 1042–1084.
- 44 S. D. Roughley and A. M. Jordan, *J. Med. Chem.*, 2011, **54**, 3451–3479.
- 45 R. Kaur, J. Bariwal, L. G. Voskressensky and E. V. Van Der Eycken, *Chem. Heterocycl. Compd.*, 2018, **54**, 241–248.
- 46 N. Tarannum, Divya and Y. K. Gautam, *RSC Adv.*, 2019, **9**, 34926–34948.
- 47 S. G. Balwe, V. V. Shinde, A. A. Rokade, S. S. Park and Y. T. Jeong, *Catal. Commun.*, 2017, **99**, 121–126.
- 48 M. Nasrollahzadeh, Z. Issaabadi, M. M. Tohidi and S. M. Sajadi, *Chem. Rec.*, 2018, **18**, 165–229.
- 49 A. Dandia, A. Sharma, V. Parewa, B. Kumawat, K. S. Rathore and A. Sharma, *RSC Adv.*, 2015, **5**, 91888–91902.



- 50 A. Dandia, S. L. Gupta, A. Indora, P. Saini, V. Parewa and K. S. Rathore, *Tetrahedron Lett.*, 2017, **58**, 1170–1175.
- 51 H. Cong and J. A. Porco, *Org. Lett.*, 2012, **14**, 2516–2519.
- 52 H. Cong, C. F. Becker, S. J. Elliott, M. W. Grinstaff and J. A. Porco, *J. Am. Chem. Soc.*, 2010, **132**, 7514–7518.
- 53 D. Iordanidou, T. Zarganes-Tzitzikas, C. G. Neochoritis, A. Dömling and I. N. Lykakis, *ACS Omega*, 2018, **3**, 16005–16013.
- 54 S. Sadjadi, M. M. Heravi and M. Malmir, *Appl. Organomet. Chem.*, 2018, **32**, e4286.
- 55 N. Salam, A. Sinha, A. S. Roy, P. Mondal, N. R. Jana and S. M. Islam, *RSC Adv.*, 2014, **4**, 10001–10012.
- 56 J. Cao and H. Tian, *Chem.-Asian J.*, 2018, **13**, 1561–1569.
- 57 D. Aguilar, M. Contel and E. P. Urriolabeitia, *Chem.-Eur. J.*, 2010, **16**, 9287–9296.
- 58 Z. Lin, D. Yu and Y. Zhang, *Tetrahedron Lett.*, 2011, **52**, 4967–4970.
- 59 D. Yu and Y. Zhang, *Adv. Synth. Catal.*, 2011, **353**, 163–169.
- 60 Z. Lin, D. Yu, Y. N. Sum and Y. Zhang, *ChemSusChem*, 2012, **5**, 625–628.
- 61 M. Rahman, A. K. Bagdi, A. Majee and A. Hajra, *Tetrahedron Lett.*, 2011, **52**, 4437–4439.
- 62 J. Gao, Q. W. Song, L. N. He, Z. Z. Yang and X. Y. Dou, *Chem. Commun.*, 2012, **48**, 2024–2026.
- 63 Y. Tang, T. Xiao and L. Zhou, *Tetrahedron Lett.*, 2012, **53**, 6199–6201.
- 64 X. Chen, T. Chen, Y. Zhou, C. T. Au, L. B. Han and S. F. Yin, *Org. Biomol. Chem.*, 2014, **12**, 247–250.
- 65 A. Berrichi, R. Bachir, M. Benabdallah and N. Choukchou-Braham, *Tetrahedron Lett.*, 2015, **56**, 1302–1306.
- 66 R. Thompson, S. Doggrell and J. O. Hoberg, *Bioorg. Med. Chem. Lett.*, 2003, **11**, 1663–1668.
- 67 L. Bonsignore, A. De Logu, G. Loy, S. Lavagna and D. Secci, *Eur. J. Med. Chem.*, 1994, **29**, 479–485.
- 68 L. Tang, J. Yu, Y. Leng, Y. Feng, Y. Yang and R. Ji, *Bioorg. Med. Chem. Lett.*, 2003, **13**, 3437–3440.
- 69 S. A. Patil, R. Patil, L. M. Pfeiffer and D. D. Miller, *Future Med. Chem.*, 2013, **5**, 1647–1660.
- 70 H. Naeimi and M. Farahnak Zarabi, *Appl. Organomet. Chem.*, 2018, **32**, e4225.
- 71 M. H. So, Y. Liu, C. M. Ho, K. Y. Lam and C. M. Che, *ChemCatChem*, 2011, **3**, 386–393.
- 72 M. J. Climent, A. Corma, S. Iborra and S. Martínez-silvestre, *ChemCatChem*, 2013, **5**, 3866–3874.
- 73 D. Ren, L. He, L. Yu, R. Ding, Y. Liu, Y. Cao, H. He and K. Fan, *J. Am. Chem. Soc.*, 2012, **134**, 17592–17598.
- 74 M. J. Climent, A. Corma, J. C. Hernández, A. B. Hungria, S. Iborra and S. Martínez-Silvestre, *J. Catal.*, 2012, **292**, 118–129.
- 75 B. Vilhanová, J. A. van Bokhoven and M. Ranocchiari, *Adv. Synth. Catal.*, 2017, **359**, 677–686.
- 76 M. Kidonakis, V. Kotzabasaki, E. Vasilikogiannaki and M. Stratakis, *Chem.-Eur. J.*, 2019, **25**, 9170–9173.
- 77 I. Saridakis, M. Kidonakis and M. Stratakis, *ChemCatChem*, 2018, **10**, 980–983.
- 78 F. Schröder, M. Ojeda, N. Erdmann, J. Jacobs, R. Luque, T. Noël, L. Van Meervelt, J. Van Der Eycken and E. V. Van Der Eycken, *Green Chem.*, 2015, **17**, 3314–3318.
- 79 S. Kumar, S. Sharma and P. Das, *Adv. Synth. Catal.*, 2016, **358**, 2889–2894.
- 80 R. Ye, A. V. Zhukhovitskiy, R. V. Kazantsev, S. C. Fakra, B. B. Wickemeyer, F. D. Toste and G. A. Somorjai, *J. Am. Chem. Soc.*, 2018, **140**, 4144–4149.
- 81 N. Kant, G. V. Zyryanov, A. Majee, V. N. Charushin, O. N. Chupakhin and S. Santra, *Coord. Chem. Rev.*, 2017, **353**, 1–57.
- 82 L. Gao, S. Xiong, C. Wan and Z. Wang, *Synlett*, 2013, **24**, 1322–1339.
- 83 D. Das, *ChemistrySelect*, 2016, **1**, 1959–1980.
- 84 Z. Nasr-Esfahani and M. Z. Kassae, *ChemistrySelect*, 2017, **2**, 9642–9646.
- 85 F. Alonso, Y. Moglie, G. Radivoy and M. Yus, *Adv. Synth. Catal.*, 2010, **352**, 3208–3214.
- 86 P. Diz, P. Pernas, A. El Maatougui, C. R. Tubio, J. Azuaje, E. Sotelo, F. Guitián, A. Gil and A. Coelho, *Appl. Catal., A*, 2015, **502**, 86–95.
- 87 I. S. Park, M. S. Kwon, Y. Kim, J. S. Lee and J. Park, *Org. Lett.*, 2008, **10**, 497–500.
- 88 A. Shaygannia, S. Rana, D. Döhler, F. Jirsa, A. Meister, L. Guadagno, E. Koslowski, M. Bron and W. H. Binder, *Chem.-Eur. J.*, 2015, **21**, 10763–10770.
- 89 F. Ebrahimpour-Malamir, T. Hosseinnejad, R. Mirsafaei and M. M. Heravi, *Appl. Organomet. Chem.*, 2018, **32**, e3913.
- 90 S. Elavarasan, A. Bhaumik and M. Sasidharan, *ChemCatChem*, 2019, **11**, 4340–4350.
- 91 S. Kazemi, M. Parinaz, S. Melika, K. Mahsa, M. Dabiri and M. M. Amini, *Appl. Organomet. Chem.*, 2017, **32**, e3914.
- 92 M. Lakshmi Kantam, G. T. Venkanna, C. Sridhar and K. B. Shiva Kumar, *Tetrahedron Lett.*, 2006, **47**, 3897–3899.
- 93 F. Nador, M. Alicia, F. Alonso and G. Radivoy, *Tetrahedron*, 2014, **70**, 6082–6087.
- 94 Q. Huang, L. Zhou, X. Jiang, X. Qi, Z. Wang and W. Lang, *Chin. J. Catal.*, 2014, **35**, 1818–1824.
- 95 M. L. Kantam, B. P. C. Rao, B. M. Choudary and R. S. Reddy, *Synlett*, 2006, **2006**, 2195–2198.
- 96 Z. Huang, F. Li, B. Chen, F. Xue, G. Chen and G. Yuan, *Appl. Catal., A*, 2011, **403**, 104–111.
- 97 S. K. Movahed, M. Dabiri and A. Bazgir, *Appl. Catal., A*, 2014, **481**, 79–88.
- 98 M. Gopiraman, S. Ganesh Babu, Z. Khatri, W. Kai, Y. A. Kim, M. Endo, R. Karvemu and I. S. Kim, *Carbon*, 2013, **62**, 135–148.
- 99 G. Chouhan, D. Wang and H. Alper, *Chem. Commun.*, 2007, 4809–4811.
- 100 Q. Yang, Y. Wang, D. Lin and M. Zhang, *Tetrahedron Lett.*, 2013, **54**, 1994–1997.
- 101 H. Li, C. Li, J. Bai, C. Zhang and W. Sun, *RSC Adv.*, 2014, **4**, 48362–48367.
- 102 M. Nasrollahzadeh, S. M. Sajadi and M. Maham, *RSC Adv.*, 2015, **5**, 40628–40635.
- 103 G. Pai and A. P. Chattopadhyay, *Tetrahedron Lett.*, 2016, **57**, 3140–3145.



- 104 S. Jammi, S. Sakthivel, L. Rout, T. Mukherjee, S. Mandai, R. Mitra, P. Saha and T. Punniyamurthy, *J. Org. Chem.*, 2009, **74**, 1971–1976.
- 105 R. Sivakami, S. G. Babu, S. Dhanuskodi and R. Karvembu, *RSC Adv.*, 2015, **5**, 8571–8578.
- 106 K. Inouye, K. Ichimura, K. Kaneko and T. Ishikawa, *Corros. Sci.*, 1976, **16**, 507–517.
- 107 P. Mondal, A. Sinha, N. Salam, A. S. Roy, N. R. Jana and S. M. Islam, *RSC Adv.*, 2013, **3**, 5615–5623.
- 108 B. M. Choudary, C. Sridhar, M. L. Kantam, G. T. Venkanna and B. Sreedhar, *J. Am. Chem. Soc.*, 2005, **127**, 9948–9949.
- 109 Y.-Z. Huang, H. Miao, Q.-H. Zhang, C. Chen and J. Xu, *Catal. Lett.*, 2008, **122**, 344–348.
- 110 L. Rout, S. Jammi and T. Punniyamurthy, *Org. Lett.*, 2007, **9**, 3397–3399.
- 111 M. L. Kantam, G. T. Venkanna, C. Sridhar, B. Sreedhar and B. M. Choudary, *J. Org. Chem.*, 2006, **71**, 9522–9524.
- 112 M. L. Kantam, M. Roy, S. Roy, B. Sreedhar and R. Lal De, *Catal. Commun.*, 2008, **9**, 2226–2230.
- 113 Y. Wang, A. V. Biradar, G. Wang, K. K. Sharma, C. T. Duncan, S. Rangan and T. Asefa, *Chem.–Eur. J.*, 2010, **16**, 10735–10743.
- 114 M. Kidwai, K. Mishra, S. Bhardwaj and A. Jahan, *ChemCatChem*, 2010, **2**, 1312–1317.
- 115 F. Benaskar, V. Engels, N. Patil, E. V. Rebrov, J. Meuldijk, V. Hessel, L. A. Hulshof, D. A. Jefferson, J. C. Schouten and A. E. H. Wheatley, *Tetrahedron Lett.*, 2010, **51**, 248–251.
- 116 B. Chen, F. Li, Z. Huang, F. Xue, T. Lu, Y. Yuan and G. Yuan, *ChemCatChem*, 2012, **4**, 1741–1745.
- 117 M. J. Albaladejo, F. Alonso and M. Yus, *Chem.–Eur. J.*, 2013, **19**, 5242–5245.
- 118 J. Zhang, C. Yu, S. Wang, C. Wan and Z. Wang, *Chem. Commun.*, 2010, **46**, 5244–5246.
- 119 W. Zhang, F. Guo, F. Wang, N. Zhao, L. Liu, J. Li and Z. Wang, *Org. Biomol. Chem.*, 2014, **12**, 5752–5756.
- 120 W. Zhang, Q. Zeng, X. Zhang, Y. Tian, Y. Yue, Y. Guo and Z. Wang, *J. Org. Chem.*, 2011, **76**, 4741–4745.
- 121 N. Khatun, S. Guin, S. K. Rout and B. K. Patel, *RSC Adv.*, 2014, **4**, 10770–10778.
- 122 G. Satish, K. H. V. Reddy, K. Ramesh, K. Karnakar and Y. V. D. Nageswar, *Tetrahedron Lett.*, 2012, **53**, 2518–2521.
- 123 S. M. Inamdar, V. K. More and S. K. Mandal, *Tetrahedron Lett.*, 2013, **54**, 579–583.
- 124 P. Saha, T. Ramana, N. Purkait, M. A. Ali, R. Paul and T. Punniyamurthy, *J. Org. Chem.*, 2009, **74**, 8719–8725.
- 125 A. Kumar and A. K. Bishnoi, *RSC Adv.*, 2014, **40**, 41631–41635.
- 126 H. Sharghi, M. Aberi and P. Shiri, *Appl. Organomet. Chem.*, 2019, **33**, e4974.
- 127 C. A. Menéndez, F. Nador, G. Radivoy and D. C. Gerbino, *Org. Lett.*, 2014, **16**, 2846–2849.
- 128 S. M. Baghbanian, *RSC Adv.*, 2014, **4**, 59397–59404.
- 129 M. V. Reddy and Y. T. Jeong, *RSC Adv.*, 2016, **6**, 103838–103842.
- 130 X. Guo, L. Wang, J. Hu and M. Zhang, *RSC Adv.*, 2018, **8**, 22259–22267.
- 131 J. Zhang, D. Ren, Y. Ma, W. Wang and H. Wu, *Tetrahedron*, 2014, **70**, 5274–5282.
- 132 A. Modi, W. Ali, P. R. Mohanta, N. Khatun and B. K. Patel, *ACS Sustainable Chem. Eng.*, 2015, **3**, 2582–2590.
- 133 S. Shojaei, Z. Ghasemi and A. Shahriza, *Tetrahedron Lett.*, 2017, **58**, 3957–3965.
- 134 N. Hussain, P. Gogoi, M. R. Das, P. Sengupta, V. E. Fedorov, I. P. Asanov, M. N. Kozlova and S. B. Artemkina, *Appl. Catal., A*, 2017, **542**, 368–379.
- 135 N. Hussain, P. Gogoi, V. K. Azhaganand, M. V. Shelke and M. R. Das, *Catal. Sci. Technol.*, 2015, **5**, 1251–1260.
- 136 K. S. Gayen, T. Sengupta, Y. Saima, A. Das, D. K. Maiti and A. Mitra, *Green Chem.*, 2012, **14**, 1589–1592.
- 137 Z. Taherinia, A. Ghorbani-Choghamarani and M. Hajjami, *ChemistrySelect*, 2019, **4**, 2753–2760.
- 138 M. Gholinejad, F. Saadati, S. Shaybanizadeh and B. Pullithadathil, *RSC Adv.*, 2016, **6**, 4983–4991.
- 139 N. Taheri Qazvini and S. Zinatloo, *J. Mater. Sci.: Mater. Med.*, 2011, **22**, 63–69.
- 140 T. Dang-Bao, C. Pradel, I. Favier and M. Gómez, *Adv. Synth. Catal.*, 2017, **359**, 2832–2846.
- 141 M. Abdollahi-Alibeik and A. Moaddeli, *RSC Adv.*, 2014, **4**, 39759–39766.
- 142 M. J. Albaladejo, F. Alonso, Y. Moglie and M. Yus, *Eur. J. Org. Chem.*, 2012, **2012**, 3093–3104.
- 143 M. J. Aliaga, D. J. Ramón and M. Yus, *Org. Biomol. Chem.*, 2010, **8**, 43–46.
- 144 B. M. Choudary, C. Sridhar, M. L. Kantam and B. Sreedhar, *Tetrahedron Lett.*, 2004, **45**, 7319–7321.
- 145 M. Lakshmi Kantam, S. Laha, J. Yadav and S. Bhargava, *Tetrahedron Lett.*, 2008, **49**, 3083–3086.
- 146 P. R. Bagdi, R. S. Basha and A. T. Khan, *RSC Adv.*, 2015, **5**, 61337–61344.
- 147 W. Ma, A. G. Ebadi, M. S. Sabil, R. Javahershenas and G. Jimenez, *RSC Adv.*, 2019, **9**, 12801–12812.
- 148 H. Mehrabi and M. Kazemi-Mireki, *Chin. Chem. Lett.*, 2011, **22**, 1419–1422.
- 149 M. Safaiee, M. A. Zolfigol, F. Afsharnadery and S. Bagheri, *RSC Adv.*, 2015, **5**, 102340–102349.
- 150 G. Brahmachari and B. Banerjee, *ACS Sustainable Chem. Eng.*, 2014, **2**, 411–422.
- 151 M. G. Dekamin, M. Eslami and A. Maleki, *Tetrahedron*, 2013, **69**, 1074–1085.
- 152 S. Banerjee, A. Horn, H. Khatri and G. Sereda, *Tetrahedron Lett.*, 2011, **52**, 1878–1881.
- 153 A. Saha, S. Payra and S. Banerjee, *RSC Adv.*, 2015, **5**, 101664–101671.
- 154 S. Zavar, *Arabian J. Chem.*, 2017, **10**, S67–S70.
- 155 D. Damodara, R. Arundhathi and P. R. Likhar, *Adv. Synth. Catal.*, 2014, **356**, 189–198.
- 156 C. Liao, X. Li, K. Yao, Z. Yuan, Q. Chi and Z. Zhang, *ACS Sustainable Chem. Eng.*, 2019, **7**, 13646–13654.
- 157 C. Deraedt, R. Ye, W. T. Ralston, F. D. Toste and G. A. Somorjai, *J. Am. Chem. Soc.*, 2017, **139**, 18084–18092.
- 158 A. V. Iosub and S. S. Stahl, *Org. Lett.*, 2015, **17**, 4404–4407.
- 159 N. Zumbärgel, M. Sako, S. Takizawa, H. Sasai and H. Gröger, *Org. Lett.*, 2018, **20**, 4723–4727.



- 160 G. Jaiswal, M. Subaramanian, M. K. Sahoo and E. Balaraman, *ChemCatChem*, 2019, **11**, 2449–2457.
- 161 D. Xu, H. Zhao, Z. Dong and J. Ma, *ChemCatChem*, 2019, **11**, 5475–5486.
- 162 M. Zhang, C. Zhou, Z. Tan and H. Jiang, *ChemCatChem*, 2018, **10**, 2887–2892.
- 163 J. Li, G. Liu, X. Long, G. Gao, J. Wu and F. Li, *J. Catal.*, 2017, **355**, 53–62.
- 164 A. R. Hajipour, Z. Khorsandi and B. Mohammadi, *ChemistrySelect*, 2019, **4**, 4598–4603.
- 165 C. Wei, Z. Li and C. J. Li, *Org. Lett.*, 2003, **5**, 4473–4475.
- 166 X. Zhou, Y. Lu, L. L. Zhai, Y. Zhao, Q. Liu and W. Y. Sun, *RSC Adv.*, 2013, **3**, 1732–1734.
- 167 M. Bakherad, F. Moosavi, R. Doosti, A. Keivanloo and M. Gholizadeh, *New J. Chem.*, 2018, **42**, 4559–4566.
- 168 F. Rajabi, N. Karimi, M. R. Saidi, A. Primo, R. S. Varma and R. Luque, *Adv. Synth. Catal.*, 2012, **354**, 1707–1711.
- 169 F. Rajabi, M. P. Dios, M. Abdollahi and R. Luque, *Catal. Commun.*, 2018, **120**, 95–100.
- 170 A. Khazaei, A. Reza Moosavi-Zare, Z. Mohammadi, A. Zare, V. Khakyzadeh and G. Darvishi, *RSC Adv.*, 2013, **3**, 1323–1326.
- 171 P. Bansal, G. R. Chaudhary, N. Kaur and S. K. Mehta, *RSC Adv.*, 2015, **5**, 8205–8209.
- 172 M. A. Zolfigol, R. Ayazi-Nasrabadi, S. Bagheri, V. Khakyzadeh and S. Azizian, *J. Mol. Catal. A: Chem.*, 2016, **418–419**, 54–67.
- 173 K. Murugesan, T. Senthamarai, M. Sohail, A. S. Alshammari, M. M. Pohl, M. Beller and R. V. Jagadeesh, *Chem. Sci.*, 2018, **9**, 8553–8560.
- 174 M. Godino-Ojer, R. M. Martín-Aranda, F. J. Maldonado-Hódar, A. F. Pérez-Cadenas and E. Pérez-Mayoral, *Mol. Catal.*, 2018, **445**, 223–231.
- 175 M. Godino-Ojer, A. J. López-Peinado, F. J. Maldonado-Hódar, E. Bailón-García and E. Pérez-Mayoral, *Dalton Trans.*, 2019, **48**, 5637–5648.
- 176 G. Kaur, P. Devi, S. Thakur, A. Kumar, R. Chandel and B. Banerjee, *ChemistrySelect*, 2019, **4**, 2181–2199.
- 177 M. Yamada and M. Arisawa, *Tetrahedron Lett.*, 2020, **61**, 151422.
- 178 M. Nasr-Esfahani, S. J. Hoseini, M. Montazerzohori, R. Mehrabi and H. Nasrabadi, *J. Mol. Catal. A: Chem.*, 2014, **382**, 99–105.
- 179 M. Nasr-Esfahani, Z. Rafiee, M. Montazerzohori and H. Kashi, *RSC Adv.*, 2016, **6**, 47298–47313.
- 180 B. Eftekhari far and M. Nasr-Esfahani, *Appl. Organomet. Chem.*, 2020, **34**, e5406.
- 181 B. Dam, S. Nandi and A. K. Pal, *Tetrahedron Lett.*, 2014, **55**, 5236–5240.
- 182 A. Maleki, M. Aghaei and N. Ghamari, *Chem. Lett.*, 2015, **44**, 259–261.
- 183 A. Maleki and M. Aghaei, *Ultrason. Sonochem.*, 2016, **38**, 585–589.
- 184 B. Hemmati, S. Javanshir and Z. Dolatkah, *RSC Adv.*, 2016, **6**, 50431–50436.
- 185 A. Maleki, J. Rahimi, O. M. Demchuk, A. Z. Wilczewska and R. Jasiński, *Ultrason. Sonochem.*, 2018, **43**, 262–271.
- 186 L. Z. Fekri, M. Nikpassand and S. N. Khakshoor, *J. Organomet. Chem.*, 2019, **894**, 18–27.
- 187 L. Ghandi, M. K. Miraki, I. Radfar, E. Yazdani and A. Heydari, *ChemistrySelect*, 2018, **3**, 1787–1792.
- 188 D. Azarifar and M. Ghaemi, *Appl. Organomet. Chem.*, 2017, **31**, e3834.
- 189 S. Verma and S. L. Jain, *Tetrahedron Lett.*, 2012, **53**, 2595–2600.
- 190 S. Verma and S. L. Jain, *Tetrahedron Lett.*, 2012, **53**, 6055–6058.
- 191 S. Verma, S. Kumar, S. L. Jain and B. Sain, *Org. Biomol. Chem.*, 2011, **9**, 6943–6948.
- 192 M. Kidwai, A. Jain and S. Bhardwaj, *Mol. Diversity*, 2012, **16**, 121–128.
- 193 M. A. Zolfigol, R. Ayazi-Nasrabadi and S. Bagheri, *Appl. Organomet. Chem.*, 2016, **30**, 273–281.
- 194 S. Moradi, M. A. Zolfigol, M. Zarei, D. A. Alonso, A. Khoshnood and A. Tajally, *Appl. Organomet. Chem.*, 2018, **32**, e4043.
- 195 A. Maleki, A. A. Jafari and S. Yousefi, *Carbohydr. Polym.*, 2017, **175**, 409–416.
- 196 B. Dam, M. Saha and A. K. Pal, *Catal. Lett.*, 2015, **145**, 1808–1816.
- 197 R. Jamatia, A. Gupta and A. K. Pal, *RSC Adv.*, 2016, **6**, 20994–21000.
- 198 V. Polshettiwar, B. Baruwati and R. S. Varma, *Chem. Commun.*, 2009, **14**, 1837–1839.
- 199 S. M. Sadeghzadeh and M. A. Nasser, *Catal. Today*, 2013, **217**, 80–85.
- 200 H. R. Shaterian and M. Aghakhanizadeh, *Catal. Sci. Technol.*, 2013, **3**, 425–428.
- 201 R. Ghahremanzadeh, T. Amanpour and A. Bazgir, *Tetrahedron Lett.*, 2010, **51**, 4202–4204.
- 202 A. K. Gupta, K. Kumari, N. Singh, D. S. Raghuvanshi and K. N. Singh, *Tetrahedron Lett.*, 2012, **53**, 650–653.
- 203 H. Mohammadi and H. R. Shaterian, *Appl. Organomet. Chem.*, 2019, **33**, e4901.
- 204 J. Safaei-ghomi, F. Eshteghal and H. Shahbazi-alavi, *Ultrason. Sonochem.*, 2016, **33**, 99–105.
- 205 D. M. Pore, T. S. Shaikh, N. G. Patil, S. B. Dongare and U. V. Desai, *Synth. Commun.*, 2010, **40**, 2215–2219.
- 206 J. Davarpanah, A. R. Kiasat, S. Noorizadeh and M. Ghahremani, *J. Mol. Catal. A: Chem.*, 2013, **376**, 78–89.
- 207 K. D. Kim, S. S. Kim, Y. H. Choa and H. T. Kim, *J. Ind. Eng. Chem.*, 2007, **13**, 1137–1141.
- 208 L. T. Arenas, E. C. Lima, A. A. dos S. Jr, J. C. P. Vaghetti, T. M. H. Costa and E. V. Benvenuti, *Colloids Surf., A*, 2007, **297**, 240–248.
- 209 A. Ying, H. Hou, S. Liu, G. Chen, J. Yang and S. Xu, *ACS Sustainable Chem. Eng.*, 2016, **4**, 625–632.
- 210 T. Yamaguchi, T. Fukuda, F. Ishibashi and M. Iwao, *Tetrahedron Lett.*, 2006, **47**, 3755–3757.
- 211 C. Tardy, M. Facompré, W. Laine, B. Baldeyrou, D. García-Gravalos, A. Francesch, C. Mateo, A. Pastor, J. A. Jiménez, I. Manzanares, C. Cuevas and C. Bailly, *Bioorg. Med. Chem.*, 2004, **12**, 1697–1712.



Review

- 212 D. R. Soenen, I. Hwang, M. P. Hedrick and D. L. Boger, *Bioorg. Med. Chem. Lett.*, 2003, **13**, 1777–1781.
- 213 S. Mukherjee, S. Sarkar and A. Pramanik, *ChemistrySelect*, 2018, **3**, 1537–1544.
- 214 S. Pathak, K. Debnath, M. M. R. Mollick and A. Pramanik, *RSC Adv.*, 2014, **4**, 23779–23789.
- 215 H. Rostami and L. Shiri, *ChemistrySelect*, 2018, **3**, 13487–13492.
- 216 O. T. K. Nguyen, A. L. T. Phan, P. T. Phan, V. D. Nguyen, T. Truong, N. T. H. Le, D. T. Le and N. T. S. Phan, *ChemistrySelect*, 2018, **3**, 879–886.
- 217 R. Ghorbani-Vaghei, S. Alavinia and N. Sarmast, *Appl. Organomet. Chem.*, 2018, **32**, e4038.
- 218 R. Ghorbani-Vaghei and V. Izadkhah, *Appl. Organomet. Chem.*, 2018, **32**, e4025.
- 219 K. K. Gangu, S. Maddila, S. N. Maddila and S. B. Jonnalagadda, *RSC Adv.*, 2017, **7**, 423–432.
- 220 A. M. Zonouz, I. Eskandari and H. R. Khavasi, *Tetrahedron Lett.*, 2012, **53**, 5519–5522.
- 221 S. Paul, K. Pradhan, S. Ghosh, S. K. De and A. R. Das, *Tetrahedron*, 2014, **70**, 6088–6099.
- 222 S. A. Hamrahian, S. Salehzadeh, J. Rakhtshah, F. Haji babaei and N. Karami, *Appl. Organomet. Chem.*, 2019, **33**, e4723.
- 223 A. Kharazmi, R. Ghorbani-vaghei and S. Alavinia, *ChemistrySelect*, 2020, **98**, 1424–1430.
- 224 A. Farrokhi, K. Ghodrati and I. Yavari, *Catal. Commun.*, 2015, **63**, 41–46.
- 225 B. Kumar, K. Smita, L. Cumbal and A. Debut, *J. Saudi Chem. Soc.*, 2014, **18**, 364–369.
- 226 S. M. Sadeghzadeh, *Chempluschem*, 2014, **79**, 278–283.
- 227 X. Cui, Y. Li, S. Bachmann, M. Scalone, A. Surkus, J. Kathrin, C. Topf and M. Beller, *J. Am. Chem. Soc.*, 2015, **137**, 10652–10658.
- 228 M. Abdollahi-Alibeik and A. Rezaeipoor-Anari, *J. Magn. Magn. Mater.*, 2016, **398**, 205–214.
- 229 Y. Liu, L. Zhou, X. Hui, Z. Dong, H. Zhu, Y. Shao and Y. Li, *RSC Adv.*, 2014, **4**, 48980–48985.
- 230 N. Basavegowda, K. Mishra and Y. R. Lee, *RSC Adv.*, 2014, **4**, 61660–61666.
- 231 A. Ghorbani-Choghamarani and G. Azadi, *RSC Adv.*, 2015, **5**, 9752–9758.
- 232 A. Ghorbani-Choghamarani and M. Norouzi, *J. Mol. Catal. A: Chem.*, 2014, **395**, 172–179.
- 233 A. Rostami and A. Tavakoli, *Chin. Chem. Lett.*, 2011, **22**, 1317–1320.
- 234 M. Ghashang, S. S. Mansoor and K. Aswin, *Res. Chem. Intermed.*, 2015, **41**, 3447–3460.
- 235 L. Nagarapu, M. D. Kumari, N. V. Kumari and S. Kantavari, *Catal. Commun.*, 2007, **8**, 1871–1875.
- 236 L. M. Wang, J. Sheng, L. Zhang, J. W. Han, Z. Y. Fan, H. Tian and C.-T. Qian, *Tetrahedron*, 2005, **61**, 1539–1543.
- 237 M. Saha and A. K. Pal, *Tetrahedron Lett.*, 2011, **52**, 4872–4877.
- 238 A. Kumar and R. A. Maurya, *Tetrahedron*, 2007, **63**, 1946–1952.
- 239 J. Safaei-Ghomi, R. Sadeghzadeh and H. Shahbazi-Alavi, *RSC Adv.*, 2016, **6**, 33676–33685.
- 240 J. Safaei-Ghomi, S. H. Nazemzadeh and H. Shahbazi-Alavi, *Catal. Commun.*, 2016, **86**, 14–18.
- 241 A. Maleki, *Tetrahedron*, 2012, **68**, 7827–7833.
- 242 A. Maleki and M. Aghaei, *Ultrason. Sonochem.*, 2017, **38**, 115–119.
- 243 S. Sayin and M. Yilmaz, *Tetrahedron*, 2014, **70**, 6669–6676.
- 244 G. Rahimzadeh, S. Bahadorikhalili, E. Kianmehr and M. Mahdavi, *Mol. Diversity*, 2017, **21**, 597–609.
- 245 Z. Heydari, S. Bahadorikhalili, P. R. Ranjbar and M. Mahdavi, *Appl. Organomet. Chem.*, 2018, **32**, e4561.
- 246 P. Ghasemi, M. Yarie, M. A. Zolfigol, A. A. Taherpour and M. Torabi, *ACS Omega*, 2020, **5**, 3207–3217.
- 247 S. Abdolmohammadi and Z. Hossaini, *Mol. Diversity*, 2019, **23**, 885–896.
- 248 K. Murugesan, T. Senthamarai, M. Sohail, M. Sharif, N. V. Kalevaru and R. V. Jagadeesh, *Green Chem.*, 2018, **20**, 266–273.
- 249 R. V. Jagadeesh, A. E. Surkus, H. Junge, M. M. Pohl, J. Radnik, J. Rabeah, H. Huan, V. Schunemann, A. Brückner and M. Beller, *Science*, 2013, **342**, 1073–1076.
- 250 P. Riente, J. Yadav and M. A. Pericás, *Org. Lett.*, 2012, **14**, 3668–3671.
- 251 J. Deng, L. P. Mo, F. Y. Zhao, Z. H. Zhang and S. X. Liu, *ACS Comb. Sci.*, 2012, **14**, 335–341.
- 252 Z. Zhang, H. Lu, S. Yang and J. Gao, *J. Comb. Chem.*, 2010, **4**, 643–646.
- 253 Z. Hajizadeh and A. Maleki, *Mol. Catal.*, 2018, **460**, 87–93.
- 254 N. Shadjou and M. Hasanzadeh, *RSC Adv.*, 2014, **4**, 18117–18126.
- 255 R. Karimi-Chayjani, N. Daneshvar, M. S. Nikoo Langarudi, F. Shirini and H. Tajik, *J. Mol. Struct.*, 2020, **1199**, 126891.
- 256 Y. N. Zhao, B. Yu, Z. Z. Yang and L. N. He, *RSC Adv.*, 2014, **4**, 28941–28946.
- 257 A. Khalafi-Nezhad, M. Nourisefat and F. Panahi, *Org. Biomol. Chem.*, 2015, **13**, 7772–7779.
- 258 F. Bahrami, F. Panahi, F. Daneshgar, R. Yousefi, M. B. Shahsavani and A. Khalafi-Nezhad, *RSC Adv.*, 2016, **6**, 5915–5924.
- 259 H. M. Tanuraghaj and M. Farahi, *RSC Adv.*, 2018, **8**, 27818–27824.
- 260 S. Razikazemi, K. Rad-Moghadam and S. Toorchi-Roudsari, *New J. Chem.*, 2018, **42**, 12476–12485.
- 261 M. Saha, S. Phukan, R. Jamatia, S. Mitra and A. K. Pal, *RSC Adv.*, 2013, **3**, 1714–1721.
- 262 D. H. Chen and S. H. Wu, *Chem. Mater.*, 2000, **12**, 1354–1360.
- 263 D. Bhattacharjee, S. K. Sheet, S. Khatua, K. Biswas, S. Joshi and B. Myrboh, *Bioorg. Med. Chem.*, 2018, **26**, 5018–5028.
- 264 T. Song, P. Ren, Z. Ma, J. Xiao and Y. Yang, *ACS Sustainable Chem. Eng.*, 2020, **8**, 267–277.
- 265 R. Yun, W. Ma, L. Hong, Y. Hu, F. Zhan, S. Liu and B. Zheng, *Catal. Sci. Technol.*, 2019, **9**, 6669–6672.
- 266 T. Krishnaveni, K. Lakshmi, K. Kadirvelu and M. V. Kaveri, *Catal. Lett.*, 2020, **150**, 1628–1640.



- 267 K. Murugesan, M. Beller and R. V. Jagadeesh, *Angew. Chem., Int. Ed.*, 2019, **58**, 5064–5068.
- 268 J. M. Khurana and K. Vij, *Catal. Lett.*, 2010, **138**, 104–110.
- 269 J. Zhang, Z. An, Y. Zhu, X. Shu, H. Song, J. Zhang, Z. An, Y. Zhu, X. Shu, H. Song, Y. Jiang, W. Wang, X. Xiang, L. Xu and J. He, *ACS Catal.*, 2019, **9**, 11438–11446.
- 270 Z. Liu, R. Ma, M. Osada, N. Iyi, Y. Ebina, K. Takada and T. Sasaki, *J. Am. Chem. Soc.*, 2006, **128**, 4872–4880.
- 271 F. Chahdoura, S. Mallet-Ladeira and M. Gómez, *Org. Chem. Front.*, 2015, **2**, 312–318.
- 272 D. Wang and F. Gao, *Chem. Cent. J.*, 2013, **7**, 95.
- 273 S. Bahadorikhalili, M. Mahdavi, L. Ma'Mani, A. Shafiee, H. Mahdavi and T. Akbarzadeh, *New J. Chem.*, 2018, **42**, 5499–5507.
- 274 Q. Deng, Y. Shen, H. Zhu and T. Tu, *Chem. Commun.*, 2017, **53**, 13063–13066.
- 275 T. He, L. Liu, G. Wua and P. Chen, *J. Mater. Chem. A*, 2015, **3**, 16235–16241.
- 276 Y. Zhang, J. Zhu, Y. Xia, X. Sun and L. Wu, *Adv. Synth. Catal.*, 2016, **358**, 3039–3045.
- 277 X.-T. Sun, J. Zhu, Y.-T. Xia and L. Wu, *ChemCatChem*, 2017, **9**, 2463–2466.
- 278 Y. Zhang, M. Mao, Y. G. Ji, J. Zhu and L. Wu, *Tetrahedron Lett.*, 2016, **57**, 329–332.
- 279 R. Rahi, M. Fang, A. Ahmed and R. A. Sánchez-Delgado, *Dalton Trans.*, 2012, **41**, 14490–14497.
- 280 X. Tan, X. Wu, Z. Hu, D. Ma and Z. Shi, *RSC Adv.*, 2017, **7**, 29985–29991.
- 281 J. Malmgren, A. Nagendiran, C. W. Tai, J. E. Bäckvall and B. Olofsson, *Chem.–Eur. J.*, 2014, **20**, 13531–13535.
- 282 C. G. Baumann, S. De Ornellas, J. P. Reeds, T. E. Storr, T. J. Williams and I. J. S. Fairlamb, *Tetrahedron*, 2014, **70**, 6174–6187.
- 283 Y. Li, X. Yu, Y. Wang, H. Fu, X. Zheng, H. Chen and R. Li, *Organometallics*, 2018, **37**, 979–988.
- 284 Y. M. A. Yamada, Y. Yuyama, T. Sato, S. Fujikawa and Y. Uozumi, *Angew. Chem., Int. Ed.*, 2014, **53**, 127–131.
- 285 Y. Sun and T. Li, *ChemistrySelect*, 2020, **5**, 1431–1438.
- 286 C. Bal Reddy, S. Ram, A. Kumar, R. Bharti and P. Das, *Chem.–Eur. J.*, 2019, **25**, 4067–4071.
- 287 S. Ram, Shaifali, A. S. Chauhan, Sheetal, A. K. Sharma and P. Das, *Chem.–Eur. J.*, 2019, **25**, 14506–14511.
- 288 H. Li, L. He, H. Neumann, M. Beller and X. F. Wu, *Green Chem.*, 2014, **16**, 1336–1343.
- 289 X.-F. Wu, L. He, H. Neumann and M. Beller, *Chem.–Eur. J.*, 2013, **19**, 12635–12638.
- 290 X.-F. Wu, J. Schranck, H. Neumann and M. Beller, *Chem.–Eur. J.*, 2011, **17**, 12246–12249.
- 291 S. You, B. Huang, T. Yan and M. Cai, *J. Organomet. Chem.*, 2018, **875**, 35–45.
- 292 H. Göksu, Y. Yıldız, B. Çelik, M. Yazıcı, B. Kılbaş and F. Şen, *ChemistrySelect*, 2016, **1**, 953–958.
- 293 G. Zi, L. Xiang, Y. Zhang, Q. Wang and Z. Zhang, *Appl. Organomet. Chem.*, 2007, **21**, 177–182.
- 294 B. Léger, A. Nowicki, A. Roucoux and J. P. Rolland, *J. Mol. Catal. A: Chem.*, 2007, **266**, 221–225.
- 295 Á. F. Cañete, C. O. Salas and F. C. Zaccaroni, *Molecules*, 2013, **18**, 398–407.
- 296 S. Santra, K. Dhara, P. Ranjan, P. Bera, J. Dash and S. K. Mandal, *Green Chem.*, 2011, **13**, 3238–3247.
- 297 S. Santra, P. Ranjan, P. Bera, P. Ghosh and S. K. Mandal, *RSC Adv.*, 2012, **2**, 7523–7533.
- 298 N. S. Thirukovela, R. Balaboina, V. Botla, R. Vadde, S. B. Jonnalagadda and C. S. Vasam, *Catal. Sci. Technol.*, 2019, **9**, 6471–6481.
- 299 H. Veisi, M. R. P. Heravi and M. Hamelian, *Appl. Organomet. Chem.*, 2015, **20**, 334–337.
- 300 M. Hosseini-Sarvari and Z. Razmi, *RSC Adv.*, 2014, **4**, 44105–44116.
- 301 F. Panahi, F. Daneshgar, F. Haghighi and A. Khalafi-Nezhad, *J. Organomet. Chem.*, 2017, **851**, 210–217.
- 302 M. Saha, A. K. Pal and S. Nandi, *RSC Adv.*, 2012, **2**, 6397–6400.
- 303 M. Kidwai, V. Bansal, P. Mothsra, S. Saxena, R. K. Somvanshi, S. Dey and T. P. Singh, *J. Mol. Catal. A: Chem.*, 2007, **268**, 76–81.
- 304 P. Singh, P. Kumar, A. Katyal, R. Kalra, S. K. Dass, S. Prakash and R. Chandra, *Catal. Lett.*, 2010, **134**, 303–308.
- 305 V. Padalkar, K. Phatangare, S. Takale, R. Pisal and A. Chaskar, *J. Saudi Chem. Soc.*, 2015, **19**, 42–45.
- 306 H. S. Steingruber, P. Mendioroz, A. S. Diez and D. C. Gerbino, *Synthesis*, 2020, **52**, 619–628.
- 307 R. Pal, N. Chatterjee, M. Roy, E. S. A. Nouh, S. Sarkar, P. Jaisankar, S. Sarkar and A. K. Sen, *Tetrahedron Lett.*, 2016, **57**, 43–47.
- 308 C. B. Reddy, R. Bharti, S. Kumar and P. Das, *RSC Adv.*, 2016, **6**, 71117–71121.
- 309 K. Onishi, K. Oikawa, H. Yano, T. Suzuki and Y. Obara, *RSC Adv.*, 2018, **8**, 11324–11329.
- 310 H. Yano, Y. Nakajima and Y. Obara, *J. Organomet. Chem.*, 2013, **745–746**, 258–261.
- 311 G. Ji, Y. Duan, S. Zhang and Y. Yang, *Catal. Today*, 2019, **330**, 101–108.
- 312 R. Gerber, M. Oberholzer and C. M. Frech, *Chem.–Eur. J.*, 2012, **18**, 2978–2986.
- 313 A. Landarani Isfahani, I. Mohammadpoor-Baltork, V. Mirkhani, A. R. Khosropour, M. Moghadam and S. Tangestaninejad, *Eur. J. Org. Chem.*, 2014, 5603–5609.
- 314 A. L. Isfahani, I. Mohammadpoor-Baltork, V. Mirkhani, A. R. Khosropour, M. Moghadam, S. Tangestaninejad and R. Kia, *Adv. Synth. Catal.*, 2013, **355**, 957–972.
- 315 A. L. Isfahani, I. Mohammadpoor-Baltork, V. Mirkhani, M. Moghadam, A. R. Khosropour, S. Tangestaninejad, M. Nasr-Esfahani and H. A. Rudbari, *Synlett*, 2014, **25**, 645–652.
- 316 P. Ganji and P. W. N. M. van Leeuwen, *J. Org. Chem.*, 2017, **82**, 1768–1774.
- 317 G. Pieters, C. Taglang, E. Bonnefille, T. Gutmann, C. Puente, C. Berthet, C. Dugave, B. Chaudret and B. Rousseau, *Angew. Chem., Int. Ed.*, 2014, **53**, 230–234.
- 318 V. B. Saptal, T. Sasaki and B. M. Bhanage, *ChemCatChem*, 2018, **10**, 2593–2600.



Review

- 319 H. Konnerth and M. H. G. Prechtel, *Green Chem.*, 2017, **19**, 2762–2767.
- 320 S. Chen, Z. Zhang, N. Zhai, C. Zhong and S. Lee, *Tetrahedron*, 2014, **71**, 648–653.
- 321 P. Veerakumar, S. Balakumar, M. Velayudham, K.-L. Lu and S. Rajagopal, *Catal. Sci. Technol.*, 2012, **2**, 1140–1145.
- 322 L. Rout and T. Punniyamurthy, *Adv. Synth. Catal.*, 2005, **347**, 1958–1960.
- 323 S. L. Jain and B. Sain, *Chem. Commun.*, 2002, **2**, 1040–1041.
- 324 V. B. Sharma, S. L. Jain and B. Sain, *Tetrahedron Lett.*, 2004, **45**, 4281–4283.
- 325 C. Della Pina, E. Falletta and M. Rossi, *Top. Catal.*, 2007, **44**, 325–329.
- 326 Y. Ding and W. Zhao, *J. Mol. Catal. A: Chem.*, 2011, **337**, 45–51.
- 327 Y. Ding, W. Zhao, W. Song, Z. Zhang and B. Ma, *Green Chem.*, 2011, **13**, 1486–1489.
- 328 E. P. Mayoral, E. Soriano, V. Calvino-Casilda, M. L. Rojas-Cervantes and R. M. Martín-Aranda, *Catal. Today*, 2017, **285**, 65–88.
- 329 E. Estakhri, M. Nasr-Esfahani, I. Mohammadpoor-Baltork, S. Tangestaninejad, M. Moghadam and V. Mirkhani, *Appl. Organomet. Chem.*, 2017, **31**, e3799.
- 330 A. Hasaninejad, M. Shekouhy and A. Zare, *Catal. Sci. Technol.*, 2012, **2**, 201–214.
- 331 F. Movahedi, S. Amirnejat, H. Masrouri, M. Mohadesi and M. Z. Kassaee, *J. Mol. Catal. A: Chem.*, 2013, **378**, 135–141.
- 332 R. Mohammadi and M. Z. Kassaee, *J. Mol. Catal. A: Chem.*, 2013, **380**, 152–158.
- 333 H. Naeimi, V. Nejadshafiee and M. R. Islami, *Microporous Mesoporous Mater.*, 2016, **227**, 23–30.
- 334 Y. Jiang, K. Lin, Y. Zhang, J. Liu, G. Li, J. Sun and X. Xu, *Appl. Catal., A*, 2012, **445–446**, 172–179.
- 335 J. Safaei-Ghomi and A. Bakhtiari, *RSC Adv.*, 2019, **9**, 19662–19674.
- 336 S. M. Sadeghzadeh, *J. Mol. Catal. A: Chem.*, 2016, **423**, 216–223.
- 337 S. M. Sadeghzadeh, *Catal. Commun.*, 2015, **72**, 91–96.
- 338 T. Mizuno, T. Iwai and Y. Ishino, *Tetrahedron Lett.*, 2004, **45**, 7073–7075.
- 339 Y. P. Patil, P. J. Tambade, S. R. Jagtap and B. M. Bhanage, *Green Chem. Lett. Rev.*, 2008, **1**, 127–132.
- 340 Y. P. Patil, P. J. Tambade, K. M. Deshmukh and B. M. Bhanage, *Catal. Today*, 2009, **148**, 355–360.
- 341 Y. P. Patil, P. J. Tambade, K. D. Parghi, R. V. Jayaram and B. M. Bhanage, *Catal. Lett.*, 2009, **133**, 201–208.
- 342 L. Jiarong, C. Xian, S. Daxin, M. Shuling, L. Qing, Z. Qi and T. Jianhong, *Org. Lett.*, 2009, **11**, 1193–1196.
- 343 A. Bashti, A. R. Kiasat and B. Mokhtari, *RSC Adv.*, 2015, **5**, 25816–25823.
- 344 A. Khalili, M. Nasr-Esfahani, I. Mohammadpoor-Baltork, S. Tangestaninejad, V. Mirkhani and M. Moghadam, *J. Mol. Liq.*, 2018, **253**, 1–10.
- 345 H. Sharma, N. Kaur, N. Singh and D. O. Jang, *Green Chem.*, 2015, **17**, 4263–4270.
- 346 R. Chebolu, D. N. Kommi, D. Kumar, N. Bollineni and A. K. Chakraborti, *J. Org. Chem.*, 2012, **77**, 10158–10167.
- 347 R. Shelkar, S. Sarode and J. Nagarkar, *Tetrahedron Lett.*, 2013, **54**, 6986–6990.
- 348 J. P. Wan, S. F. Gan, J. M. Wu and Y. Pan, *Green Chem.*, 2009, **11**, 1633–1637.
- 349 K. Bahrami, M. M. Khodaei and A. Nejati, *Green Chem.*, 2010, **12**, 1237–1241.
- 350 R. Varala, A. Nasreen, R. Enugala and S. R. Adapa, *Tetrahedron Lett.*, 2007, **48**, 69–72.
- 351 H. A. Oskooie, M. M. Heravi, A. Sadnia, F. K. Behbahani and F. Jannati, *Chin. Chem. Lett.*, 2007, **18**, 1357–1360.
- 352 R. G. Jacob, L. G. Dutra, C. S. Radatz, S. R. Mendes, G. Perin and E. J. Lenardão, *Tetrahedron Lett.*, 2009, **50**, 1495–1497.
- 353 S. Paul and B. Basu, *Tetrahedron Lett.*, 2012, **53**, 4130–4133.
- 354 A. Dandia, V. Parewa, S. L. Gupta and K. S. Rathore, *J. Mol. Catal. A: Chem.*, 2013, **373**, 61–71.
- 355 H. Zhang, B. Gilbert, F. Huang and J. F. Banfield, *Nature*, 2003, **424**, 1025–1029.
- 356 Y. Azizian-Kalandaragh and A. Khodayari, *Phys. Status Solidi A*, 2010, **207**, 2144–2148.
- 357 G. B. D. Rao, M. P. Kaushik and A. K. Halve, *Tetrahedron Lett.*, 2012, **53**, 2741–2744.
- 358 Z. N. Siddiqui, N. Ahmed, F. Farooq and K. Khan, *Tetrahedron Lett.*, 2013, **54**, 3599–3604.
- 359 S. Swami, N. Devi, A. Agarwala, V. Singh and R. Shrivastava, *Tetrahedron Lett.*, 2016, **57**, 1346–1350.
- 360 R. Hong, T. Pan, J. Qian and H. Li, *Chem. Eng. J.*, 2006, **119**, 71–81.
- 361 P. P. Ghosh and A. R. Das, *J. Org. Chem.*, 2013, **78**, 6170–6181.
- 362 I. R. Siddiqui, P. Rai, Rahila, H. Sagir and P. Singh, *RSC Adv.*, 2015, **5**, 27603–27609.
- 363 M. Sabbaghan and A. Ghalaei, *J. Mol. Liq.*, 2014, **193**, 116–122.
- 364 B. Shinde, S. B. Kamble, D. M. Pore, P. Gosavi, A. Gaikwad, H. S. Jadhav, B. K. Karale and A. S. Burungale, *ChemistrySelect*, 2018, **3**, 13197–13206.
- 365 H. Eshghi, M. Rahimizadeh and S. M. Mousavi, *Nat. Prod. Res.*, 2014, **28**, 438–443.
- 366 U. C. Rajesh, S. Manohar and D. S. Rawat, *Adv. Synth. Catal.*, 2013, **355**, 3170–3178.
- 367 H. M. Diab, I. A. Abdelhamid and A. H. M. Elwahy, *Synlett*, 2018, **29**, 1627–1633.
- 368 H. Naeimi, F. Kiani and M. Moradian, *J. Nanopart. Res.*, 2014, **16**, 2590.
- 369 H. Beyzaei, S. Kooshki, R. Aryan, M. M. Zahedi, A. Samzadeh-Kermani, B. Ghasemi and M. Moghaddam-Manesh, *Appl. Biochem. Biotechnol.*, 2018, **184**, 291–302.
- 370 Y. Shao, Y. Ding, Z. L. Jia, X. M. Lu, Z. H. Ke, W. H. Xu and G. Y. Lu, *Bioorg. Med. Chem.*, 2009, **17**, 4274–4279.
- 371 M. Ballabeni, R. Ballini, F. Bigi, R. Maggi, M. Parrini, G. Predieri and G. Sartori, *J. Org. Chem.*, 1999, **64**, 1029–1032.
- 372 A. F. McKay and W. G. Hatton, *J. Am. Chem. Soc.*, 1956, **78**, 1618–1620.
- 373 T. B. Johnson and C. O. Edens, *J. Am. Chem. Soc.*, 1942, **64**, 2706–2708.



- 374 F. Liang, J. Tan, C. Piao and Q. Liu, *Synthesis*, 2008, **2008**, 3579–3584.
- 375 S. G. Davies and A. A. Mortlock, *Tetrahedron*, 1993, **49**, 4419–4438.
- 376 R. Baharfar, D. Zareyee and S. L. Allahgholipour, *Appl. Organomet. Chem.*, 2019, **33**, e4805.
- 377 R. Ranjbar-Karimi, S. Hashemi-Uderji and A. Bazmandegan-Shamili, *Chin. J. Chem.*, 2011, **29**, 1624–1628.
- 378 F. Belluti, G. Fontana, L. D. Bo, N. Carenini, C. Giommarelli and F. Zunino, *Bioorg. Med. Chem.*, 2010, **18**, 3543–3550.
- 379 Y. Kashman, K. R. Gustafson, R. W. Fuller, J. H. Cardellina, J. B. McMahon, M. J. Currens, R. W. Buckheit, S. H. Hughes, G. M. Cragg and M. R. Boyd, *J. Med. Chem.*, 1992, **35**, 2735–2743.
- 380 H. A. Stefani, K. Gueogjan, F. Manarin, S. H. P. Farsky, J. Zukerman-schpector, I. Caracelli, S. R. Pizano, M. N. Muscará, S. A. Teixeira, J. R. Santin, I. D. Machado, S. M. Bolonheis, R. Curi and M. A. Vinolo, *Eur. J. Med. Chem.*, 2012, **58**, 117–127.
- 381 M. Basanagouda, K. Shivashankar, M. V. Kulkarni, V. P. Rasal, H. Patel, S. S. Mutha and A. A. Mohite, *Eur. J. Med. Chem.*, 2010, **45**, 1151–1157.
- 382 Y. Pourshojaei, M. H. Jadidi, K. Eskandari, A. Foroumadi and A. Asadipour, *Res. Chem. Intermed.*, 2018, **44**, 4195–4212.
- 383 L. Shiri, H. Narimani and M. Kazemi, *Appl. Organomet. Chem.*, 2017, **32**, e3999.
- 384 N. G. Khaligh, *Chin. J. Catal.*, 2014, **35**, 1036–1042.
- 385 M. M. Heravi, K. Bakhtiari, N. M. Javadi, F. F. Bamoharram, M. Saeedi and H. A. Oskooie, *J. Mol. Catal. A: Chem.*, 2007, **264**, 50–52.
- 386 A. Ghorbani-Choghamarani, B. Tahmasbi, P. Moradi and N. Havasi, *Appl. Organomet. Chem.*, 2016, **30**, 619–625.
- 387 M. Dabiri, P. Salehi, S. Otokesh, M. Baghbazadeh, G. Kozehgary and A. A. Mohammadi, *Tetrahedron Lett.*, 2005, **46**, 6123–6126.
- 388 K. Niknam, N. Jafarpour and E. Niknam, *Chin. Chem. Lett.*, 2011, **22**, 69–72.
- 389 H. Sun, Y. Zhang, F. Guo, Z. Zha and Z. Wang, *J. Org. Chem.*, 2012, **77**, 3563–3569.
- 390 H. Sagir, P. Rai, S. Neha, P. K. Singh, S. Tiwari and I. R. Siddiqui, *RSC Adv.*, 2016, **6**, 73924–73932.
- 391 S. Khamarui, Y. Saima, R. M. Laha, S. Ghosh and D. K. Maiti, *Sci. Rep.*, 2015, **5**, 8636.
- 392 F. Martinez-Espinar, P. Blondeau, P. Nolis, B. Chaudret, C. Claver, S. Castellón and C. Godard, *J. Catal.*, 2017, **354**, 113–127.
- 393 D. V. Jawale, E. Gravel, N. Shah, V. Dauvois, H. Li, I. N. N. Namboothiri and E. Doris, *Chem.-Eur. J.*, 2015, **21**, 7039–7042.
- 394 A. Karakulina, A. Gopakumar, Z. Fei and P. J. Dyson, *Catal. Sci. Technol.*, 2018, **8**, 5091–5097.
- 395 A. Sánchez, M. Fang, A. Ahmed and R. A. Sánchez-Delgado, *Appl. Catal., A*, 2014, **477**, 117–124.
- 396 Z. Maeno, M. Yamamoto, T. Mitsudome, T. Mizugaki and K. Jitsukawa, *ChemistrySelect*, 2019, **4**, 11394–11397.
- 397 Y. Shiraishi, Y. Sugano, S. Tanaka and T. Hirai, *Angew. Chem., Int. Ed.*, 2010, **49**, 1656–1660.
- 398 H. Pamuk, B. Aday, F. Şen and M. Kaya, *RSC Adv.*, 2015, **5**, 49295–49300.
- 399 M. E. Domine, M. C. Hernández-Soto and Y. Pérez, *Catal. Today*, 2011, **159**, 2–11.
- 400 M. E. Domine, M. C. Hernández-Soto, M. T. Navarro and Y. Pérez, *Catal. Today*, 2011, **172**, 13–20.
- 401 A. Darehkordi, M. Ramezani and F. Rahmani, *J. Heterocycl. Chem.*, 2018, **55**, 1702–1708.
- 402 A. Khalafi-Nezhad, S. M. Haghghi, A. Purkhosrow and F. Panahi, *Synlett*, 2012, **23**, 920–924.
- 403 S. Abdolmohammadi, B. Mirza and E. Vessally, *RSC Adv.*, 2019, **9**, 41868–41876.
- 404 J. Mondal, A. Modak, M. Nandi, H. Uyama and A. Bhaumik, *RSC Adv.*, 2012, **2**, 11306–11317.
- 405 R. Maggi, R. Ballini, G. Sartori and R. Sartorio, *Tetrahedron Lett.*, 2004, **45**, 2297–2299.
- 406 A. Solhy, A. Elmakssoudi, R. Tahir, M. Karkouri, M. Larzek, M. Bousmina and M. Zahouily, *Green Chem.*, 2010, **12**, 2261–2267.
- 407 Y. K. Tailor, S. Khandelwal, K. Verma, R. Gopal and M. Kumar, *ChemistrySelect*, 2017, **2**, 5933–5941.
- 408 R. C. K. Kaminski, S. H. Pulcinelli, C. V. Santilli, F. Meneau, S. Blanchandin and V. Briois, *J. Eur. Ceram. Soc.*, 2010, **30**, 193–198.
- 409 K. Verma, Y. K. Tailor, S. Khandelwal, M. Agarwal, E. Rushell, Y. Kumari, K. Awasthi and M. Kumar, *RSC Adv.*, 2018, **8**, 30430–30440.
- 410 P. Panahi, N. Nouruzi, E. Doustkhah, H. Mohtasham, A. Ahadi, A. Ghiasi-Moaser, S. Rostamnia, G. Mahmoudi and A. Khataee, *Ultrason. Sonochem.*, 2019, **58**, 104653.
- 411 D. N. Kommi, P. S. Jadhavar, D. Kumar and A. K. Chakraborti, *Green Chem.*, 2013, **15**, 798–810.
- 412 M. Jafarpour, E. Rezapour, M. Ghahramaninezhad and A. Rezaeifard, *New J. Chem.*, 2014, **38**, 676–682.
- 413 M. Nasr-Esfahani and M. Taei, *RSC Adv.*, 2015, **5**, 44978–44989.
- 414 B. Karami, V. Ghashghaeae and S. Khodabakhshi, *Catal. Commun.*, 2012, **20**, 71–75.
- 415 B. Karami, M. Farahi, S. Akrami and D. Elhamifar, *New J. Chem.*, 2018, **42**, 12811–12816.
- 416 M. Kataria, M. Kumar and V. Bhalla, *ChemistrySelect*, 2017, **2**, 3018–3027.
- 417 P. Purohit, K. Seth, A. Kumar and A. K. Chakraborti, *ACS Catal.*, 2017, **7**, 2452–2457.
- 418 J. P. Wolfe, R. A. Singer, B. H. Yang and S. L. Buchwald, *J. Am. Chem. Soc.*, 1999, **121**, 9550–9561.
- 419 A. F. Littke, C. Dai and G. C. Fu, *J. Am. Chem. Soc.*, 2000, **122**, 4020–4028.
- 420 K. W. Quasdorf, X. Tian and N. K. Garg, *J. Am. Chem. Soc.*, 2008, **130**, 14422–14423.
- 421 B. T. Guan, Y. Wang, B. J. Li, D. G. Yu and Z. J. Shi, *J. Am. Chem. Soc.*, 2008, **130**, 14468–14470.
- 422 D. Forberg, T. Schwob, M. Zaheer, M. Friedrich, N. Miyajima and R. Kempe, *Nat. Commun.*, 2016, **7**, 13201.



Review

- 423 T. Yatabe, X. Jin, N. Mizuno and K. Yamaguchi, *ACS Catal.*, 2018, **8**, 4969–4978.
- 424 J. Lu, X. Li, E. Ma, L. Mo and Z. Zhang, *ChemCatChem*, 2014, **6**, 2854–2859.
- 425 M. Baghernejad, S. Khodabakhshi and S. Tajik, *New J. Chem.*, 2016, **40**, 2704–2709.
- 426 S. Paul, G. Pal and A. R. Das, *RSC Adv.*, 2013, **3**, 8637–8644.
- 427 S. Swami, A. Agarwala and R. Shrivastava, *New J. Chem.*, 2016, **40**, 9788–9794.
- 428 Z.-L. Wang, *RSC Adv.*, 2015, **5**, 5563–5566.
- 429 F. Tajfirooz, A. Davoodnia, M. Pordel, M. Ebrahimi and A. Khojastehnezhad, *Appl. Organomet. Chem.*, 2018, **32**, e3930.
- 430 R. Zhang, C. Miao, Z. Shen, S. Wang, C. Xia and W. Sun, *ChemCatChem*, 2012, **4**, 824–830.
- 431 O. T. K. Nguyen, P. T. Ha, H. V. Dang, Y. H. Vo, T. T. Nguyen, N. T. H. Le and N. T. S. Phan, *RSC Adv.*, 2019, **9**, 5501–5511.
- 432 K. Monir, A. Kumar Bagdi, S. Mishra, A. Majee and A. Hajra, *Adv. Synth. Catal.*, 2014, **356**, 1105–1112.
- 433 P. Kaswan, K. Pericherla, Rajnikant and A. Kumar, *Tetrahedron*, 2014, **70**, 8539–8544.
- 434 M. M. Xing, M. Xin, C. Shen, J. R. Gao, J. H. Jia and Y. J. Li, *Tetrahedron*, 2016, **72**, 4201–4204.
- 435 H. Naeimi and A. Didar, *J. Mol. Struct.*, 2017, **1137**, 626–633.
- 436 B. S. P. Anil Kumar, K. Harsha Vardhan Reddy, B. Madhav, K. Ramesh and Y. V. D. Nageswar, *Tetrahedron Lett.*, 2012, **53**, 4595–4599.
- 437 M. A. El Aleem Ali El-Remaily, A. M. Abu-Dief and R. M. El-Khatib, *Appl. Organomet. Chem.*, 2016, **30**, 1022–1029.
- 438 M. A. E. A. A. El-Remaily and H. A. Hamad, *J. Mol. Catal. A: Chem.*, 2015, **404–405**, 148–155.
- 439 X. N. Zhao, G. F. Hu, M. Tang, T. T. Shi, X. L. Guo, T. T. Li and Z. H. Zhang, *RSC Adv.*, 2014, **4**, 51089–51097.
- 440 H. Veisi, A. A. Manesh, N. Khankhania and R. Ghorbani-Vaghei, *RSC Adv.*, 2014, **4**, 25057–25062.
- 441 A. Hasaninejed, M. R. Kazerooni and A. Zare, *Catal. Today*, 2012, **196**, 148–155.
- 442 E. Mosaddegh and A. Hassankhani, *Tetrahedron Lett.*, 2011, **52**, 488–490.
- 443 M. Shekouhy and A. Hasaninejad, *Ultrason. Sonochem.*, 2012, **19**, 307–313.
- 444 M. Zhang, P. Liu, Y.-H. Liu, Z.-R. Shang, H.-C. Hu and Z.-H. Zhang, *RSC Adv.*, 2016, **6**, 106160–106170.
- 445 W. S. Hummner Jr and R. E. Offeman, *J. Am. Chem. Soc.*, 1958, **80**, 1339.
- 446 L. Moradi and P. Mahdipour, *Appl. Organomet. Chem.*, 2019, **33**, e4996.
- 447 F. Asghari-Haji, K. Rad-Moghadam, N. O. Mahmoodi, T. Tonekaboni and N. Rahimi, *Appl. Organomet. Chem.*, 2017, **31**, e3891.
- 448 S. Basu, U. Kayal, S. Maity, P. Ghosh, A. Bhaumik and C. Mukhopadhyay, *ChemistrySelect*, 2018, **3**, 12755–12763.
- 449 M. Hamidinasab and A. Mobinikhaledi, *ChemistrySelect*, 2019, **4**, 17–23.
- 450 D. Das, P. Mukherjee and A. R. Das, *ChemistrySelect*, 2019, **4**, 1971–1978.
- 451 S. Payra, A. Saha and S. Banerjee, *RSC Adv.*, 2016, **6**, 12402–12407.
- 452 L. Z. Fekri, M. Nikpassand, S. Pourmirzajani and B. Aghazadeh, *RSC Adv.*, 2018, **8**, 22313–22320.
- 453 A. M. Abu-Dief, I. F. Nassar and W. H. Elsayed, *Appl. Organomet. Chem.*, 2016, **30**, 917–923.
- 454 A. Khazaei, A. Ranjbaran, F. Abbasi, M. Khazaei and A. R. Moosavi-Zare, *RSC Adv.*, 2015, **5**, 13643–13647.
- 455 K. De, P. Bhanja, A. Bhaumik and C. Mukhopadhyay, *ChemistrySelect*, 2017, **2**, 4857–4865.
- 456 F. Dehghani, A. R. Sardarian and M. Esmaeilpour, *J. Organomet. Chem.*, 2013, **743**, 87–96.
- 457 D. Habibi, M. Nasrollahzadeh and T. A. Kamali, *Green Chem.*, 2011, **13**, 3499–3504.
- 458 D. Kundu, A. Majee and A. Hajra, *Tetrahedron Lett.*, 2009, **50**, 2668–2670.
- 459 A. R. Sardarian, H. Eslahi and M. Esmaeilpour, *ChemistrySelect*, 2018, **3**, 1499–1511.
- 460 P. R. Likhari, S. Roy, M. Roy, M. L. Kantam and R. L. De, *J. Mol. Catal. A: Chem.*, 2007, **271**, 57–62.
- 461 K. R. Reddy, N. S. Kumar, B. Sreedhar and M. L. Kantam, *J. Mol. Catal. A: Chem.*, 2006, **252**, 136–141.
- 462 M. Sridhar, K. K. R. Mallu, R. Jillella, K. Godala, C. Beeram and N. Chinthala, *Synthesis*, 2013, **45**, 507–510.
- 463 M. Abdollahi-Alibeik and A. Moaddeli, *New J. Chem.*, 2015, **39**, 2116–2122.
- 464 M. M. Heravi, A. Fazeli, H. A. Oskooie, Y. S. Beheshtiha and H. Valizadeh, *Synlett*, 2012, **23**, 2927–2930.
- 465 S. Zahmatkesh, M. Esmaeilpour and J. Javidi, *RSC Adv.*, 2016, **6**, 90154–90164.
- 466 M. Esmaeilpour, A. R. Sardarian and H. Firouzabadi, *ChemistrySelect*, 2018, **3**, 9236–9248.
- 467 M. Esmaeilpour, A. R. Sardarian and H. Firouzabadi, *Appl. Organomet. Chem.*, 2018, **32**, e4300.
- 468 K. R. Reddy, N. S. Kumar, B. Sreedhar and M. L. Kantam, *J. Mol. Catal. A: Chem.*, 2006, **252**, 136–141.
- 469 R. Ghorbani-Vaghei, S. Hemmati and H. Veisi, *Tetrahedron Lett.*, 2013, **54**, 7095–7099.
- 470 H. Maheswaran, G. G. Krishna, K. L. Prasanth, V. Srinivas, G. K. Chaitanya and K. Bhanuprakash, *Tetrahedron*, 2008, **64**, 2471–2479.
- 471 J. Mao, Q. Hua, J. Guo and D. Shi, *Catal. Commun.*, 2008, **10**, 341–346.
- 472 M. Norouzi, A. Ghorbani-choghamarani and M. Nikoorazm, *RSC Adv.*, 2016, **6**, 92387–92401.
- 473 K. Bahrami and M. Sheikh Arabi, *New J. Chem.*, 2016, **40**, 3447–3455.
- 474 M. Nasrollahzadeh, B. Jaleh, P. Fakhri, A. Zahraei and E. Ghadery, *RSC Adv.*, 2015, **5**, 2785–2793.
- 475 C. Zhang, B. Huang, Y. Chen and D. M. Cui, *New J. Chem.*, 2013, **37**, 2606–2609.
- 476 F. Alonso, Y. Moglie, G. Radivoy and M. Yus, *Org. Biomol. Chem.*, 2011, **9**, 6385–6395.
- 477 A. Shaabani, R. Afshari, S. E. Hooshmand, A. T. Tabatabaei and F. Hajishaabanha, *RSC Adv.*, 2016, **6**, 18113–18125.



- 478 M. Matveeva, A. Golovanov, T. Borisova, A. Titov, A. Varlamov, A. Shaabani, A. Obydennik and L. Voskressensky, *Mol. Catal.*, 2018, **461**, 67–72.
- 479 M. Zirak and E. Jamali Garegheshlagi, *J. Coord. Chem.*, 2018, **71**, 1168–1179.
- 480 L. Yu, M. Wang, P. Li and L. Wang, *Appl. Organomet. Chem.*, 2012, **26**, 576–582.
- 481 G. Purohit and D. S. Rawat, *ACS Sustainable Chem. Eng.*, 2019, **7**, 19235–19245.
- 482 F. P. Ma, P. H. Li, B. Le Li, L. P. Mo, N. Liu, H. J. Kang, Y. N. Liu and Z. H. Zhang, *Appl. Catal., A*, 2013, **457**, 34–41.
- 483 M. Moghaddam-Manesh, D. Ghazanfari, E. Sheikhhosseini and M. Akhgar, *Appl. Organomet. Chem.*, 2020, **34**, e5543.
- 484 P. Arora and J. K. Rajput, *Appl. Organomet. Chem.*, 2018, **32**, e4001.
- 485 P. Arora, J. K. Rajput and H. Singh, *RSC Adv.*, 2015, **5**, 97212–97223.
- 486 H. Singh, J. K. Rajput, P. Arora and Jigyasa, *RSC Adv.*, 2016, **6**, 84658–84671.
- 487 M. R. Nabid, S. J. T. Rezaei, R. Ghahremanzadeh and A. Bazgir, *Ultrason. Sonochem.*, 2010, **17**, 159–161.
- 488 G. Karthikeyan and A. Pandurangan, *J. Mol. Catal. A: Chem.*, 2012, **361–362**, 58–67.
- 489 S. H. Song, J. Zhong, Y.-H. He and Z. Guan, *Tetrahedron Lett.*, 2012, **53**, 7075–7077.
- 490 R. Ghorbani-Vaghei, S. Noori, Z. Toghraei-Semiromi and Z. Salimi, *RSC Adv.*, 2014, **4**, 47925–47928.
- 491 J. Davarpanah and A. R. Kiasat, *RSC Adv.*, 2015, **5**, 7986–7993.
- 492 R. Ghahremanzadeh, G. I. Shakibaei and A. Bazgir, *Synlett*, 2008, 1129–1132.
- 493 D. S. Raghuvanshi and K. N. Singh, *Tetrahedron Lett.*, 2011, **52**, 5702–5705.
- 494 M. Hamidinasab, M. A. Bodaghifard and A. Mobinikhaledi, *Appl. Organomet. Chem.*, 2020, **34**, e5386.
- 495 B. Maleki, S. Barat Nam Chalaki, S. Sedigh Ashrafi, E. Rezaee Seresht, F. Moeinpour, A. Khojastehnezhad and R. Tayebee, *Appl. Organomet. Chem.*, 2015, **29**, 290–295.
- 496 L. Shiri, L. Heidari and M. Kazemi, *Appl. Organomet. Chem.*, 2018, **32**, e3943.
- 497 J. Safaei Ghomi, Z. Akbarzadeh and A. Bakhtiari, *J. Coord. Chem.*, 2019, **72**, 826–840.
- 498 J. Safaei-Ghomi, H. Shahbazi-Alavi and E. Heidari-Baghbahadorani, *RSC Adv.*, 2014, **4**, 50668–50677.
- 499 R. S. Shelkar, K. E. Balsane and J. M. Nagarkar, *Tetrahedron Lett.*, 2015, **56**, 693–699.
- 500 Z. Zarei and B. Akhlaghinia, *New J. Chem.*, 2017, **41**, 15485–15500.
- 501 B. Dam, S. Nandi and A. K. Pal, *Tetrahedron Lett.*, 2014, **55**, 5236–5240.
- 502 M. Dabiri, M. Baghbanzadeh and E. Arzroomchilar, *Catal. Commun.*, 2008, **9**, 939–942.
- 503 K. B. Ramesh and M. A. Pasha, *Bioorg. Med. Chem. Lett.*, 2014, **24**, 3907–3913.
- 504 T.-S. Jin, J.-S. Zhang, T.-T. Guo, A.-Q. Wang and T.-S. Li, *Synthesis*, 2004, **2004**, 2001–2005.
- 505 S. Chandrasekhar, Y. S. Rao, L. Sreelakshmi, B. Mahipal and C. R. Reddy, *Synthesis*, 2008, **2008**, 1737–1740.
- 506 M. Kidwai and D. Bhatnagar, *Tetrahedron Lett.*, 2010, **51**, 2700–2703.
- 507 H. T. Nguyen, N. P. Thi Le, D. K. Nguyen Chau and P. H. Tran, *RSC Adv.*, 2018, **8**, 35681–35688.
- 508 T. T. Nguyen and P. H. Tran, *RSC Adv.*, 2020, **10**, 9663–9671.
- 509 L. Feng, X. Li, C. Xu and S. M. Sadeghzadeh, *Catal. Lett.*, 2020, **150**, 1729–1740.
- 510 N. Gharibpour, M. Abdollahi-Alibeik and A. Moaddeli, *ChemistrySelect*, 2017, **2**, 3137–3146.
- 511 F. M. Moghaddam, S. E. Ayati, S. H. Hosseini and A. Pourjavadi, *RSC Adv.*, 2015, **5**, 34502–34510.
- 512 I. Misztalewska-Turkiewicz, K. H. Markiewicz, M. Michalak and A. Z. Wilczewska, *J. Catal.*, 2018, **362**, 46–54.
- 513 J. S. S. Neto and G. Zeni, *Tetrahedron*, 2020, **76**, 130876.
- 514 C. Gao, F. Lyu and Y. Yin, *Chem. Rev.*, 2020, DOI: 10.1021/acs.chemrev.0c00237.

