

Published in final edited form as:

J Org Chem. 2009 May 15; 74(10): 3689. doi:10.1021/jo802784w.

α -Fluorovinyl Weinreb Amides and α -Fluoroenones from a Common Fluorinated Building Block

 Arun K. Ghosh, Shaibal Banerjee, Saikat Sinha, Soon Bang Kang[†], and Barbara Zajc^{*}

Department of Chemistry, The City College and The City University of New York, 160 Convent Avenue, New York, NY 10031

Abstract



Synthesis and reactivity of *N*-methoxy-*N*-methyl-(1,3-benzothiazol-2-ylsulfonyl)fluoroacetamide, a building block for Julia olefination, is reported. This reagent undergoes condensation reactions with aldehydes and cyclic ketones, to give α -fluorovinyl Weinreb amides. Olefination reactions proceed under mild, DBU-mediated conditions, or in the presence of NaH. DBU-mediated condensations proceed with either *E* or *Z*-selectivity, depending upon reaction conditions, whereas NaH-mediated reactions are $\geq 98\%$ *Z*-stereoselective. Conversion of the Weinreb amide moiety in *N*-methoxy-*N*-methyl-(1,3-benzothiazol-2-ylsulfonyl)fluoroacetamide to ketones, followed by oxidation, resulted in another set of olefination reagents, namely (1,3-benzothiazol-2-ylsulfonyl)fluoromethyl phenyl and propyl ketones. In the presence of DBU, these compounds react with aldehydes tested to give α -fluoroenones with high *Z*-selectivity. The use of *N*-methoxy-*N*-methyl-(1,3-benzothiazol-2-ylsulfonyl)fluoroacetamide as a common fluorinated intermediate in the synthesis of α -fluorovinyl Weinreb amides and α -fluoroenones has been demonstrated. Application of the Weinreb amide to α -fluoro allyl amine synthesis is also shown.

INTRODUCTION

Fluorine containing organic molecules are of high interest, due to altered physical, biological and chemical properties caused by fluorine atom introduction.¹ One of the approaches for the synthesis of fluorinated compounds is via the use of appropriate fluorinated building blocks.² Among various fluoroorganics, functionalized fluoroolefins have been the subject of many investigations, either as end products or as synthetic intermediates. A convenient route for olefination is via the modified Julia reaction.^{3,4} However, this method has not received much attention for the synthesis of vinyl fluorides until recently. Application of this reaction for preparation of fluoroalkylidenes was initially demonstrated using a single olefination precursor.⁵ We were the first to utilize metalation-fluorination as a general approach for the preparation of novel Julia reagents for the synthesis of functionalized fluoroolefins.⁶⁻⁹

*Address correspondence to B.Z. Tel: (212) 650-8926, fax: (212) 650-6107, barbaraz@sci.cuny.cuny.edu.

[†]Guest researcher from The Korea Institute of Science and Technology.

Various functionalized fluoroolefins are now conveniently accessible by the Julia-Kocienski olefination.^{6–11} In our work, we have developed a series of isolable and stable fluorinated reagents that have yielded facile access to α -fluorostilbene and styrene derivatives,⁶ α -fluoroacrylates,⁷ α -fluorovinyl sulfones⁸ and α -fluoroacrylonitriles.⁹

On the basis of our previous results, we became interested in the development and use of functionalized fluorinated building blocks that would allow synthesis of various Julia olefination reagents from common precursors. Among the various functional groups, the (*N*-methoxy-*N*-methyl) amide moiety can be easily converted to α -fluoro ketones and α -fluoro aldehydes, and is a useful synthetic intermediate in organic synthesis.¹² An appropriate heteroaryl derivative, such as *N*-methoxy-*N*-methyl-(1,3-benzothiazol-2-ylsulfonyl) fluoroacetamide, or its precursor *N*-methoxy-*N*-methyl-(1,3-benzothiazol-2-ylsulfanyl) fluoroacetamide would therefore offer two potential sites for modification (Figure 1). The benzothiazolyl sulfone moiety would provide one point of diversity, namely olefination,^{3,4} and the amide part would provide the second point of diversity by virtue of its reactivity towards metal alkyls and hydride reducing agents.¹² A two-step synthesis of a fluorovinyl Weinreb amide has been reported from tetrafluoroethane (HFC-134a), albeit in a low 30% yield.¹³ An example of the Weinreb-Wittig Horner reagent (EtO)₂P(O)CHFC(O)NMe(OMe) has been reported as well, however no details on its synthesis, characterization and reactivity were provided.¹⁴

Recently, Aidhen et al. reported synthesis and NaH-mediated condensation reactions of *N*-methoxy-*N*-methyl-(1,3-benzothiazol-2-ylsulfonyl)acetamide with aldehydes, leading to vinyl Weinreb amides via Julia olefination.¹⁵ While this work was in progress, synthesis of α,β -unsaturated Weinreb amides¹⁶ and the α -fluoro analogs¹¹ were reported using 3,5-bis(trifluoromethyl)phenyl sulfones.

Herein, we present our synthesis of the benzothiazolyl based fluoro Julia-Weinreb amide reagent and study of its reactions at both reactive centers. Specifically, reactions at the amide functionality of *N*-methoxy-*N*-methyl-(1,3-benzothiazol-2-ylsulfanyl)fluoroacetamide, followed by oxidation, led to second set of Julia olefination reagents that were also subjected to condensation reactions to give α -fluoroenones. The effect of reaction conditions on olefination selectivity under mild, DBU-mediated conditions as well as with NaH, is presented. Finally, the utility of the fluoro Julia-Weinreb amide building block for the synthesis of fluoroallyl amines, a class of dipeptide isosteres,¹ is demonstrated by a concise synthesis of a known dipeptidyl peptidase II inhibitor.¹⁷

RESULTS AND DISCUSSION

At the outset, synthesis of a suitable reagent for Julia-Kocienski olefination^{3,4} was undertaken. Stabilized carbanions derived from 1,3-benzothiazol-2-yl (BT) sulfone derivatives have been successfully used by us in fluoro Julia olefination reactions.^{7–9} Thus, we sought synthesis of a Weinreb amide derivative based on the benzothiazolyl moiety.

As shown in Scheme 1, the known BT-sulfide **1**¹⁵ was prepared by reaction of the sodium salt of 2-mercapto-1,3-benzothiazole with 2-bromo-*N*-methoxy-*N*-methylacetamide¹⁸ (prepared from bromoacetyl bromide and (MeO)MeNH·HCl). Oxidation of BT-sulfide **1** with *m*-CPBA yielded the known sulfone **2**¹⁵ (Scheme 1). Metalation-fluorination of sulfone **2** using LDA and *N*-fluorodibenzene-sulfonimide (NFSI) in toluene resulted in the monofluoro derivative **3** in 85% yield.

With the desired fluoro Julia-Weinreb reagent **3** in hand, we screened the reactivity of the reagent. Various reaction conditions and additives were tested in condensation reactions of 2-naphthaldehyde (Table 1). All DBU-mediated reactions were performed under Barbier

conditions,⁴ whereas when NaH was used as base, 2-naphthaldehyde was added to a mixture of sulfone and NaH.

Wide changes in stereoselectivity were observed depending upon reaction solvent, reaction temperature and the additive. Good yield and moderate *Z*-selectivity was observed in the DBU-mediated condensation in CH₂Cl₂ at room temperature, but there was no selectivity when the reaction was performed at -78 °C (entries 1, 2). Higher *Z*-selectivity was obtained in THF at room temperature (entry 3) and this increased at -78 °C (entry 4), and products were isolated in good yields in both cases. Room temperature olefination in toluene resulted in a marginal increase in *Z*-selectivity (entry 5) compared to the room temperature reaction in THF (entry 3), however the reaction was much slower, with approximately 95% conversion after 48 hours. Changing the reaction solvent to DMF resulted in a reversal of selectivity with the *E*-isomer predominating, but the *E/Z* ratio was unaffected by a change in the reactant stoichiometry (entries 6, 7). Highest *E*-selectivity was obtained in DMPU, and the *E/Z* product mixture was isolated in a high 93% yield (entry 8). Lowering of reaction temperature to -78 °C in a 1:1 mixture of DMF and DMPU (to prevent freezing) again favored formation of *Z*-isomer (entry 9). Increase in reaction temperature from room temperature to 75 °C did not affect the olefination selectivity in DMPU (compare entries 8 and 10).

Next, reactions were performed in the presence of salt additives. The role of MgBr₂ additive on the stereochemical outcome of Julia olefination with benzothiazolyl derived reagents has recently been demonstrated in the synthesis of α -fluoroacrylates.¹⁰ In the present case, a room temperature reaction in THF, in the presence of MgBr₂ resulted in an increased *Z*-selectivity, whereas a change in the reactant stoichiometry had little effect on olefination selectivity and yield (entries 11, 12). Addition of ZnBr₂ showed only a marginal increase in selectivity (compare entries 3 and 13). Finally, the use of NaH as base in THF resulted in the exclusive formation of the *Z*-isomer (entries 14, 15). Under these conditions the rate of the reaction and yield increased with higher molar excess of sulfone and NaH (entry 15). In order to assess whether there was any influence of the cation on the stereoselectivity, condensations were performed in the presence of excess of 18-Crown-6 and 15-Crown-5, using NaH. In both cases, a decrease of stereoselectivity was observed, which was more pronounced for 18-Crown-6 (entries 16 and 17). This indicates that the counterion likely also plays a role in the stereoselection. The DBU/MgBr₂/THF result (entries 11, 12) is also consistent with this observation. Finally, in order to compare the condensation reactivity of **3** with 2-naphthaldehyde to that of the recently described 3,5-bis(trifluoromethyl)phenyl sulfone based reagent,¹¹ a reaction was performed under the reported conditions¹¹ (entry 18). Under these conditions, no stereoselectivity was obtained in the reaction with **3**, likely indicating a link between aryl or heteroarylsulfonyl moiety and the mechanistic path, leading to markedly different stereochemical results.

Although we identified reaction conditions that gave exclusive *Z*-selectivity, we wanted to assess whether the mild DBU-mediated olefinations, which gave condition dependent complementary olefination products with 2-naphthaldehyde, would be applicable to other substrates as well. Table 2 shows condensation reactions of a range of aldehydes using either Method A (DBU, THF, -78 °C, molar ratio of aldehyde:sulfone:DBU = 1:1.4:4, Barbier conditions⁴), or Method B (DBU, DMPU, room temperature, molar ratio of aldehyde:sulfone:DBU = 1.3:1.0:2, Barbier conditions⁴).

As can be seen from Table 2, using Method A, high *Z*-selectivity was observed for aromatic aldehydes (entries 1, 3). The trend reversed in the case of thiophene, where the *E* isomer predominated (entry 5). No selectivity was observed in the case of *n*-octanal (entry 7). Condensations using Method B were *E*-selective in all cases. Selectivity was moderate in the

case of electron-poor aromatic and aliphatic aldehydes (entries 4, 8). For the substrates studied, product yields were in the range of 69–93%.

We next explored the scope of the *Z*-selective olefinations using Method C (NaH, THF, room temperature, molar ratio of carbonyl compound:3:NaH = 1:2:4, aldehyde added to sulfone/NaH mixture). Table 3 shows a series of carbonyl compounds that were subjected to condensation reactions.

With all aldehydes studied, high *Z*-stereoselectivity was observed (*Z/E* ≥ 99), except in the case of thiophene-2-carboxaldehyde, where 2% of *E* isomer was formed (Table 3, entry 6). The yields were in the range of 71% to quantitative. The reactivity of ketones with **3** using NaH was tested as well. *N*-Benzylpiperidone gave a product in 57% yield, but reaction with acetophenone resulted in a complex mixture.

Next, we wanted to test whether the second point of diversity, i.e. the amide in the Julia-Weinreb reagent **3**, could be modified prior to olefination reaction. This would allow for the synthesis of *second set of Julia reagents from a common precursor*. Specifically, we were interested in the synthesis of keto derivatives. Based upon our previous results demonstrating the higher reactivity of aldehydes with fluoro Julia reagents,^{7–9} we reasoned that keto derivatives of BT-sulfone would undergo selective reactions with aldehydes under mild conditions, without participation of the keto moiety. Since BT-sulfone derivatives are labile under basic conditions, we decided that rather than reaction of **3** with organometallics, the fluorinated sulfide precursor would be a better substrate for this modification. BT-sulfide **1** was therefore subjected to metalation-fluorination using LDA and NFSI in toluene, to give fluoro BT-sulfide derivative **13** in 83% yield.

Reaction of **13** with 2.25 molar equiv of PhLi (–78 °C to room temperature) gave a complex reaction mixture. Upon reaction of **13** with 2.5 molar equiv of PhMgBr at room temperature, some desired product formation was observed in an otherwise complex reaction mixture. Lowering the temperature to –20 °C and use of 6 molar equiv of the Grignard reagent resulted in successful formation of the desired (1,3-benzothiazol-2-ylsulfanyl)fluoromethyl phenyl ketone **14** that was isolated in 82% yield (Scheme 2). Oxidation of **14** using H₅IO₆ in the presence of catalytic CrO₃ in CH₃CN¹⁹ gave sulfone **16** in 49% isolated yield. In order to test generality, **13** was also reacted with *n*-propylmagnesium bromide at –20 °C, to give the *n*-propyl derivative **15** that was isolated in 81% yield. Oxidation of **15** with H₅IO₆ and catalytic CrO₃ in CH₃CN¹⁹ was fast and smooth at rt to give sulfone **17** in 87% isolated yield (Scheme 2). Since **13** can be potentially converted to **3**, we also explored this route (Scheme 2). In fact, **3** can be smoothly prepared from **1** in 68% overall yield, in comparison to the 76% overall yield via Scheme 1. Therefore, **13** serves as a *key common intermediate* to both types of Julia olefination reagents.

Although α -fluoro- α,β -enones are versatile synthetic intermediates, methods for their synthesis are sparse.^{13,20} With the two reagents (1,3-benzothiazol-2-ylsulfonyl)fluoromethyl phenyl (**16**) and *n*-propyl ketone (**17**) in hand, we tested their reactivity for the synthesis of α -fluoro- α,β -enones. Reagent **16** was subjected to DBU-mediated olefination with *p*-methoxybenzaldehyde. A room temperature reaction of **16** in either CH₂Cl₂ or THF showed very little conversion to product in 24 hours. However, use of refluxing THF resulted in complete conversion to products. In contrast, condensation reactions of **17** led to complex reaction mixtures at higher temperatures. Lowering the reaction temperature to 0 °C resulted in good yields of the α -fluoroenone. Due to lower solubility of **17** in THF, a mixture of CH₂Cl₂ and THF was used as reaction solvent. In both cases, the reactions were monitored by TLC (after ca 15 min in the case of **16** and after 2 h in the case of **17**) and if starting aldehyde was still present, additional sulfone and DBU were added (please see the Experimental Section

for details). Condensation reactions of **16** and **17** with some representative aldehydes are displayed in Table 4. In all cases studied, only the *Z*-isomer was observed. No attempts were made to further optimize the reaction conditions.

We were next interested in the application of the methodology to the synthesis of α -fluoro allyl amines. The biological relevance of the α -fluoro allyl amine motif is well documented.¹ α -Fluoro- α,β -unsaturated Weinreb amides can be convenient intermediates in α -fluoro allyl amine synthesis (Scheme 3). To explore this application, α -fluoro allyl amine **27** (Scheme 3) was chosen as a target, due to its reported inhibitory activity towards dipeptidyl peptidase II.¹⁷ Although we have shown that NaH-mediated condensation of *N*-benzylpiperidone and **3** led to product **12**, we were curious whether the condensation would occur under milder conditions. Successful use of Cs₂CO₃ as a base has been demonstrated in other Julia-Kocienski olefinations, e.g. in condensations of *p*-nitrophenyl sulfones²¹ or in methylenations using *tert*-butyltetrazolyl sulfones.²² In the present case, Cs₂CO₃-mediated condensation of **3** with *N*-benzylpiperidone resulted in a 59% yield of **12** (comparable to the NaH-mediated condensation). In comparison, cyclohexanone gave a 42% yield of condensation product **24** (perhaps due to product volatility). Condensation product **24** was subsequently converted to aldehyde **25** (63%) that was then subjected to imine formation with benzylamine to give **26**. Reduction of **26** yielded the desired **27** in 94% yield over two steps.

CONCLUSIONS

In conclusion, we have synthesized a benzothiazolyl sulfone derived reagent for the synthesis of α -fluorovinyl Weinreb amides via Julia olefination. The reactivity of the reagent was studied under mild, DBU-mediated conditions as well as with NaH. Lower temperatures and relatively nonpolar solvents favor formation of *Z*-isomer, whereas polar solvents and higher temperatures favor formation of *E*-isomer. Formation of *Z*-isomer strongly predominated ($\geq 98\%$) when NaH was used as base. This is to our knowledge the first example showing tunability of reaction condensations leading to the α -fluorovinyl Weinreb amide derivatives. Further, conversion of the amide moiety to a keto functionality in benzothiazolylsulfanyl fluoroacetamide derivative yielded another set of Julia reagents for the synthesis of α -fluoroenones. The methodology presented offers access to two different sets of Julia olefination reagents via a common fluorinated precursor. A series of α -fluoroenones was prepared under mild conditions using DBU as base, with complete *Z*-stereoselectivity. We have also demonstrated the utility of the reagent for synthesis of α -fluoro allyl amines via Weinreb amides, by preparation of a biologically relevant dipeptidyl peptidase inhibitor.

EXPERIMENTAL SECTION

N-Methoxy-*N*-methyl-(1,3-benzothiazol-2-ylsulfonyl)fluoroacetamide (**3**) via Fluorination of **2**

A solution of sulfone **2** (1.00 g, 3.33 mmol, 1 molar equiv) in dry toluene (185 mL) was cooled to -78 °C under nitrogen gas. LDA (3.50 mmol, 1.75 mL, 1.05 molar equiv of a 2 M solution in heptane/THF/EtPh) was added to the reaction mixture. After 15 min solid NFSI (1.31 g, 4.17 mmol, 1.25 molar equiv) was added. The mixture was allowed to stir at -78 °C for 50 min, then warmed to rt and stirred for an additional 50 min. Sat aq NH₄Cl was added and the mixture was extracted with EtOAc (3 x), and the combined organic layer was washed with sat aq NaHCO₃ and brine. The organic layer was dried over Na₂SO₄ and the solvent was evaporated under reduced pressure. The crude reaction mixture was purified by column chromatography (SiO₂, 40% EtOAc in hexanes) to yield **3** (0.905 g, 85%) as a white solid. ¹H NMR (500 MHz, CDCl₃): δ 8.29 (d, 1H, Ar-H, *J* = 8.2), 8.04 (d, 1H, Ar-H, *J* = 7.6), 7.69-7.62 (m, 2H, Ar-H), 6.58 (d, 1H, ²*J*_{HF} = 47.6), 3.90 (s, 3H), 3.32 (s, 3H). ¹³C NMR (125 MHz, CDCl₃): δ 161.7, 159.7 (d, ²*J*_{CF} = 22.4), 152.7, 138.0, 128.8, 128.1, 126.1, 122.5, 94.9

(d, $^1J_{CF} = 226.1$), 62.2, 32.9. ^{19}F NMR (282 MHz, CDCl_3): δ -181.5 (d, $^2J_{FH} = 48.8$). HRMS (ESI) calcd. for $\text{C}_{11}\text{H}_{11}\text{FN}_2\text{O}_4\text{S}_2\text{Na}$ $[\text{M} + \text{Na}]^+$ 341.0036, found 341.0028.

***N*-Methoxy-*N*-methyl-(1,3-benzothiazol-2-ylsulfanyl)fluoroacetamide (13)**

A solution of *N*-methoxy-*N*-methyl-(1,3-benzothiazol-2-ylsulfanyl)acetamide **1** (2.02 g, 7.51 mmol, 1 molar equiv) in dry toluene (50 mL) was cooled to -78°C under nitrogen gas. LDA (9.60 mmol, 4.80 mL, 1.28 molar equiv of a 2 M solution in heptane/THF/EtPh) was added to the reaction mixture. After 20 min, solid NFSI (2.84 g, 9.01 mmol, 1.2 molar equiv) was added. The mixture was allowed to stir at -78°C for 50 min, then warmed to rt and stirred for an additional 50 min. Sat aq NH_4Cl (30 mL) was added to the mixture and the layers were separated. The aqueous layer was extracted with EtOAc (3×30 mL), and the combined organic layer was washed with sat aq NaHCO_3 (30 mL) and brine (30 mL). The organic layer was dried over Na_2SO_4 and the solvent was evaporated under reduced pressure. The crude reaction mixture was purified by column chromatography (SiO_2 , 40% EtOAc in hexanes) to yield **13** (1.79 g, 83%) as a pale yellow liquid. ^1H NMR (500 MHz, CDCl_3): δ 7.98 (d, 1H, Ar-H, $J = 8.3$), 7.82 (d, 1H, Ar-H, $J = 7.8$), 7.49-7.36 (m, 3H), 3.81 (s, 3H), 3.28 (s, 3H). ^{19}F NMR (282 MHz, CDCl_3): δ -161.0 (d, $^2J_{FH} = 51.9$). HRMS (ESI) calcd. for $\text{C}_{11}\text{H}_{11}\text{FN}_2\text{O}_2\text{S}_2\text{Na}$ $[\text{M} + \text{Na}]^+$ 309.0138, found 309.0130.

***N*-Methoxy-*N*-methyl-(1,3-benzothiazol-2-ylsulfonyl)fluoroacetamide (3) via Oxidation of 13**

H_5IO_6 (302 mg, 1.32 mmol) was dissolved in CH_3CN (20 mL) by vigorous stirring at rt for 30 min. CrO_3 (5.0 mg, 0.050 mmol, 15 mol %) was added and the reaction mixture was stirred for an additional 5 min to give an orange colored solution. A solution of fluoro sulfide **13** (95.1 mg, 0.332 mmol) in CH_3CN (5 mL) was added dropwise to this mixture, resulting in the formation of a green precipitate. After the addition was complete the reaction mixture was stirred at rt for 3 h at which time TLC (SiO_2 , 50% EtOAc in hexanes) showed a complete consumption of **13**. The reaction mixture was filtered through a Celite pad, the Celite was washed with EtOAc and the solvent was evaporated under reduced pressure. Water was added to the residue (30 mL) and the mixture was extracted with EtOAc (3×30 mL), the combined organic layer was washed with sat aq Na_2SO_3 (30 mL), brine (30 mL) and dried over anhydrous Na_2SO_4 . The organic layer was concentrated under reduced pressure and the crude product was purified by column chromatography (SiO_2 , 50% EtOAc in hexanes) to afford **3** as a white solid (87.0 mg, 82%).

(1,3-Benzothiazol-2-ylsulfanyl)fluoromethyl Phenyl Ketone (14)

To a solution of fluoro sulfide **13** (1.01 g, 3.51 mmol) in dry THF (10.0 mL) was added PhMgBr (21.0 mL, 1M solution in THF, 21.0 mmol) dropwise at -20°C . The reaction mixture was stirred at -20°C and after 1 h TLC (SiO_2 , 20% EtOAc in hexanes) showed disappearance of **13**. The reaction was quenched with sat aq NH_4Cl (30 mL), the aqueous layer was extracted with EtOAc (3×30 mL) and the combined organic layers were washed with NaHCO_3 (30 mL), brine (30 mL) and then dried over Na_2SO_4 . The organic layer was concentrated in vacuo and the crude product was purified by column chromatography (SiO_2 , 10% EtOAc in hexanes) to afford **14** as a colorless liquid (872 mg, 82%). ^1H NMR (500 MHz, CDCl_3): δ 8.10 (d, 1H, Ar-H, $J = 7.8$), 8.03 (d, 1H, Ar-H, $J = 7.8$), 7.95 (d, 1H, $^2J_{HF} = 51.6$), 7.83 (d, 1H, Ar-H, $J = 7.8$), 7.65 (t, 1H, Ar-H, $J = 7.8$), 7.52 (t, 2H, Ar-H, $J = 7.4$), 7.41 (t, 1H, Ar-H, $J = 7.4$), 7.31-7.28 (m, 1H, Ar-H), 7.18-7.17 (m, 1H, Ar-H). ^{19}F NMR (CDCl_3): δ -162.1 (d, $^2J_{FH} = 51.9$). HRMS (ESI) calcd. for $\text{C}_{15}\text{H}_{10}\text{FNOS}_2\text{Na}$ $[\text{M} + \text{Na}]^+$ 326.0080, observed 326.0076.

(1,3-Benzothiazol-2-ylsulfanyl)fluoromethyl *n*-Propyl Ketone (15)

To a stirring solution of *n*-propylmagnesium bromide, prepared from *n*-propyl bromide (3.40 mL, 37.1 mmol) and Mg (891 mg, 37.1 mmol) in THF (60 mL), at -20°C was added a solution

of fluoro sulfide **13** (1.77 g, 6.19 mmol) in THF (30 mL) dropwise. After complete addition, the reaction mixture was stirred at $-20\text{ }^{\circ}\text{C}$ for 1 h, then warmed to $0\text{ }^{\circ}\text{C}$ and quenched with sat NH_4Cl . The reaction mixture was diluted with water and extracted with EtOAc ($2 \times 30\text{ mL}$). The combined organic layer was thoroughly washed with water and then with brine, dried over anhydrous Na_2SO_4 and the solvent was evaporated in vacuo. The crude product was purified by column chromatography (SiO_2 , 5% EtOAc in hexanes) to afford ketone **15** as a yellow oil (1.35 g, 81%). $^1\text{H NMR}$ (500 MHz, CDCl_3): δ 7.94 (d, 1H, Ar-H, $J = 7.9$), 7.81 (d, 1H, Ar-H, $J = 7.9$), 7.47 (t, 1H, Ar-H, $J = 7.6$), 7.37 (t, 1H, Ar-H, $J = 7.6$), 6.83 (d, 1H, $^2J_{\text{HF}} = 51.0$), 2.77 (t, 2H, $J = 7.2$), 1.71 (sext, 2H, $J = 7.3$), 0.97 (t, 3H, $J = 7.4$). $^{19}\text{F NMR}$ (282 MHz, CDCl_3): δ -163.6 (d, $^2J_{\text{FH}} = 51.9$). HRMS (ESI) calcd. for $\text{C}_{12}\text{H}_{12}\text{FNOS}_2\text{Na}$ $[\text{M} + \text{Na}]^+$ 292.0237, found 292.0230.

(1,3-Benzothiazol-2-ylsulfonyl)fluoromethyl Phenyl Ketone (16)

H_5IO_6 (2.62 g, 11.5 mmol) was dissolved in CH_3CN (50 mL) by vigorous stirring at rt for 30 min. CrO_3 (11.0 mg, 0.110 mmol, 4 mol %) was added and the reaction mixture was stirred for an additional 5 min to give an orange colored solution. A solution of fluoro sulfide **14** (872 mg, 2.87 mmol) in CH_3CN (10 mL) was added dropwise to this mixture, resulting in an exothermic reaction and formation of a yellowish precipitate. After the addition was complete the reaction mixture was stirred overnight at which time TLC (SiO_2 , 25% EtOAc in hexanes) showed a complete consumption of **14**. The reaction mixture was filtered through a Celite pad, the Celite was washed with CH_3CN and the filtrate was concentrated under reduced pressure. Water was added to the residue and the mixture was extracted with EtOAc ($3 \times 50\text{ mL}$), the combined organic layer was washed with sat aq Na_2SO_3 (30 mL), brine (30 mL) and dried over anhydrous Na_2SO_4 . The organic layer was concentrated under reduced pressure and the crude product was purified by column chromatography (SiO_2 , 40% EtOAc in hexanes) to afford **16** as a colorless solid (472 mg, 49%). $^1\text{H NMR}$ (500 MHz, CDCl_3): δ 8.29 (d, 1H, Ar-H, $J = 7.8$), 8.12 (d, 2H, Ar-H, $J = 8.3$), 8.05 (d, 1H, Ar-H, $J = 7.4$), 7.71-7.64 (m, 3H, Ar-H), 7.55 (t, 2H, Ar-H, $J = 7.8$), 6.81 (d, 1H, $^2J_{\text{HF}} = 47.9$). $^{13}\text{C NMR}$ (125 MHz, CDCl_3): δ 185.3 (d, $^2J_{\text{CF}} = 17.5$), 161.6, 152.7, 137.8, 135.5, 134.0, 130.1, 129.1, 129.0, 128.2, 126.1, 122.6, 99.5 (d, $^1J_{\text{CF}} = 233.7$). $^{19}\text{F NMR}$ (282 MHz, CDCl_3): δ -179.3 (d, $^2J_{\text{FH}} = 48.8$). HRMS (ESI) calcd. for $\text{C}_{15}\text{H}_{10}\text{FNO}_3\text{S}_2\text{Na}$ $[\text{M} + \text{Na}]^+$ 357.9978, observed 357.9974.

(1,3-Benzothiazol-2-ylsulfonyl)fluoromethyl *n*-Propyl Ketone (17)

H_5IO_6 (2.51 g, 11.0 mmol) was dissolved in CH_3CN (44 mL) by vigorous stirring at rt for 30 min. CrO_3 (5.5 mg, 0.055 mmol, 2 mol %) was added and the reaction mixture was stirred for an additional 5 min to give an orange colored solution. A solution of fluoro sulfide **15** (739 mg, 2.75 mmol) in CH_3CN (11 mL) was added dropwise to this mixture, resulting in an exothermic reaction and formation of a precipitate. The reaction mixture was stirred at rt and TLC (SiO_2 , 20% EtOAc in hexanes) showed a complete consumption of **15** after 30 min. The reaction mixture was filtered through a sintered glass funnel and then through a Celite pad, and the Celite was washed with CH_3CN (10 mL). The filtrate was concentrated under reduced pressure at rt, water was added to the residue and the mixture was extracted with EtOAc ($3 \times 30\text{ mL}$). The combined organic layer was washed with sat aq Na_2SO_3 and brine, dried over anhydrous Na_2SO_4 and the solvent was evaporated under reduced pressure. The crude product was purified by column chromatography (SiO_2 , 15% EtOAc in hexanes) to afford sulfone **17** as a white solid (720 mg, 87%). $^1\text{H NMR}$ (500 MHz, CDCl_3): δ 8.25 (d, 1H, Ar-H, $J = 7.9$), 8.04 (d, 1H, Ar-H, $J = 7.6$), 7.69-7.63 (m, 2H, Ar-H), 5.97 (d, 1H, $^2J_{\text{HF}} = 48.2$), 2.88 (dtd, 1H, $J = 18.7, 7.2, 2.7$), 2.76 (dt, 1H, $J = 18.9, 7.1$), 1.71 (sext, 2H, $J = 7.3$), 0.96 (t, 3H, $J = 7.3$). $^{19}\text{F NMR}$ (282 MHz, CDCl_3): δ -182.3 (d, $^2J_{\text{FH}} = 48.8$). $^{13}\text{C NMR}$ (125 MHz, CDCl_3): δ 196.6 (d, $^2J_{\text{CF}} = 19.7$), 161.3, 152.4, 137.4, 128.8, 128.1, 125.7, 122.4, 100.6 (d, $^1J_{\text{CF}} = 237.1$), 42.1, 16.0, 13.3. HRMS (ESI) calcd. for $\text{C}_{12}\text{H}_{12}\text{FNO}_3\text{S}_2\text{Na}$ $[\text{M} + \text{Na}]^+$ 324.0135, found 324.0124.

Representative Procedures for Condensations of Aldehydes with *N*-Methoxy-*N*-methyl-(1,3-benzothiazol-2-ylsulfonyl)fluoroacetamide (**3**) Using Methods A, B and C

Method A. Synthesis of (*E/Z*)-2-Fluoro-*N*-methoxy-*N*-methyl-3-(4-nitrophenyl)propenamide (5**)**—To a stirred solution of the *p*-nitrobenzaldehyde (151 mg, 1.00 mmol, 1 molar equiv) and sulfone **3** (445 mg, 1.4 molar equiv) in dry THF (7.8 mL) at $-78\text{ }^{\circ}\text{C}$ was added a cooled ($-75\text{ }^{\circ}\text{C}$) solution of DBU (609 mg, 4.00 mmol, 4.0 molar equiv) in dry THF (7.8 mL). The reaction mixture was allowed to stir at $-78\text{ }^{\circ}\text{C}$ until complete consumption of aldehyde was observed by TLC (3 h), sat aq NH_4Cl (15 mL) was added, the reaction mixture was brought to rt and extracted with Et_2O ($3 \times 50\text{ mL}$). The combined organic layer was washed with 1N NaOH (40 mL), water and brine, dried over Na_2SO_4 , and the solvent was evaporated under reduced pressure. Analysis of the crude reaction mixture by ^{19}F NMR showed the *E/Z* product ratio of 3:97. The crude product was purified by column chromatography (20% EtOAc in hexanes) to yield 233 mg (92%) of (*E/Z*)-**5** as pale yellow solid. Although 3% of (*E*)-**5** was detected, NMR data are reported only for the major isomer. Major isomer (*Z*)-**5**: ^1H NMR (500 MHz, CDCl_3): δ 8.23 (d, 2H, Ar-H, $J = 8.6$), 7.75 (d, 2H, Ar-H, $J = 8.5$), 6.73 (d, 1H, $^3J_{\text{HF}} = 35.7$), 3.81 (s, 3H), 3.30 (s, 3H). ^{19}F NMR (282 MHz, CDCl_3): δ -115.0 (d, $^3J_{\text{FH}} = 33.6$). HRMS (ESI) calcd. for $\text{C}_{11}\text{H}_{11}\text{FN}_2\text{O}_4\text{Na}$ [$\text{M} + \text{Na}$] $^+$ 277.0595, found 277.0593.

Method B. Synthesis of (*E/Z*)-2-Fluoro-*N*-methoxy-*N*-methyl-3-(2-thienyl)propenamide (6**)**—To a stirred solution of thiophene-2-carboxaldehyde (45.8 mg, 0.409 mmol, 1.3 molar equiv) and **3** (100 mg, 0.314 mmol, 1.0 molar equiv) in DMPU (2.4 mL) at rt was added solution of DBU (95.7 mg, 0.629 mmol, 2 molar equiv) in DMPU (2.4 mL) dropwise. The reaction mixture was allowed to stir for 18 h, at which time complete consumption of **3** was observed by TLC (SiO_2 , 30% EtOAc in hexanes). The reaction was quenched with sat aq NH_4Cl (5 mL), the aqueous layer was extracted with Et_2O ($3 \times 20\text{ mL}$), the combined organic layer was washed with 1N NaOH (20 mL), water and brine, dried over Na_2SO_4 , and the solvent was evaporated under reduced pressure. Analysis of the crude reaction mixture by ^{19}F NMR showed the *E/Z* product ratio of 86:14. The crude product was purified by column chromatography (SiO_2 , 20% EtOAc in hexanes), to afford 55 mg (81%) of (*E/Z*)-**6** as a pale yellow viscous liquid. For the ^1H NMR data of (*Z*)-**6** (minor isomer in the present case), please see the Supporting Information. Major isomer (*E*)-**6**: ^1H NMR (500 MHz, CDCl_3): δ 7.29 (d, 1H, Ar-H, $J = 4.3$), 7.13 (d, 1H, Ar-H, $J = 3.1$), 6.98 (app t, 1H, Ar-H, $J \sim 4.3$), 6.71 (d, 1H, $^3J_{\text{HF}} = 22.0$), 3.75 (s, 3H), 3.30 (s, 3H). (*E/Z*)-**6** HRMS (ESI) calcd. for $\text{C}_9\text{H}_{10}\text{FNO}_2\text{SNa}$ [$\text{M} + \text{Na}$] $^+$ 238.0308, observed 238.0301.

Method C. Synthesis of (*Z*)-2-Fluoro-*N*-methoxy-*N*-methyl-3-(4-methoxyphenyl)propenamide (8**).¹¹**—A suspension of NaH (70.5 mg, 2.94 mmol, 4 molar equiv) and **3** (467 mg, 1.47 mmol, 2 molar equiv) in dry THF (8.4 mL) was stirred at rt under a nitrogen atmosphere for 2 min. A solution of *p*-methoxybenzaldehyde (100 mg, 0.734 mmol, 1 molar equiv) in dry THF (3.4 mL) was added dropwise. The reaction mixture was allowed to stir at rt for 1.5 h and then quenched with sat aq NH_4Cl (10 mL). The mixture was extracted with Et_2O ($3 \times 40\text{ mL}$), the combined organic layers were washed with 1N NaOH (30 mL), water and brine, and dried over Na_2SO_4 . Analysis of crude reaction mixture by ^{19}F NMR showed the *E/Z* product ratio of 1:99. The crude product was purified by column chromatography (SiO_2 , 20% EtOAc in hexanes) to yield 156 mg (89%) of **8** as a light brown semisolid. (*Z*)-**8**: ^1H NMR (500 MHz, CDCl_3): δ 7.57 (d, 2H, Ar-H, $J = 8.5$), 6.90 (d, 2H, Ar-H, $J = 8.8$), 6.69 (d, 1H, $^3J_{\text{HF}} = 37.5$), 3.82 (s, 3H), 3.78 (s, 3H), 3.27 (s, 3H). ^{19}F NMR (282 MHz, CDCl_3): δ -124.0 (d, $^3J_{\text{FH}} = 36.6$). HRMS (ESI) calcd. for $\text{C}_{12}\text{H}_{14}\text{FNO}_3\text{Na}$ [$\text{M} + \text{Na}$] $^+$ 262.0849, found 262.0844.

General Procedure for Synthesis of 18a²³–21a via Condensations of Aldehydes with Fluoro Sulfone 16

To a refluxing solution of aldehyde (1 molar equiv) and DBU (3 molar equiv) in THF (28 mL/mmol of aldehyde) was added sulfone **16** (2 molar equiv, dissolved in THF (4.5 mL/mmol of **16**) dropwise. The reaction was stirred at reflux for ca 15 min and the conversion was checked by TLC. If sulfone was consumed and unreacted starting aldehyde was observed, an additional 1 molar equiv of each, DBU in THF (2 mL/mmol of DBU) and solid **16** were added (in the case of *o*-methoxybenzaldehyde, 3 molar equiv of DBU and 2 molar equiv of **16** were added). If both, sulfone and aldehyde were still present, an additional 1 molar equiv of DBU in THF (2 mL/mmol of DBU) was added. After heating under reflux for an additional 15 min, the conversion was again checked by TLC. If unreacted starting aldehyde was present, an additional 1 molar equiv of solid **16** was added. In all cases, consumption of starting aldehyde was observed after 30–40 min of reflux. The reaction was quenched with sat aq NH₄Cl and the mixture was extracted with EtOAc (3 x). The organic layer was washed with sat aq NaHCO₃ and brine, dried over anhydrous Na₂SO₄ and concentrated. The crude product was purified by column chromatography. As representative procedures, condensations of *p*-nitrobenzaldehyde and thiophene-2-carboxaldehyde with **16** are given in the Supporting Information. For other substrates, see Table 4 for details on reagent stoichiometry, reaction time, temperature and yield. See the Supporting Information for additional details, such as TLC and column chromatographic conditions, spectroscopic data of products, as well as literature reference for known compounds.

General Procedure for Synthesis of 18b,^{20d} 20b, 22b, 23b^{20d} via Condensations of Aldehydes with Fluoro Sulfone 17

A solution of aldehyde (1 molar equiv) and DBU (6 molar equiv) in THF (28.0 mL/mmol of aldehyde) was cooled to 0 °C. Sulfone **17** (2 molar equiv, except for 3-phenylpropanal, where 1.5 molar equiv was used) was dissolved in CH₂Cl₂ (30.0 mL/mmol of **17**) and was added *slowly, dropwise* to the reaction mixture over 2–3 h (1 h in the case of 3-phenylpropanal). Very slow addition of **17** is *critical*, since sulfone **17** is unstable under the reaction conditions, thus resulting in higher consumption of **17** upon faster additions. The reaction mixture was allowed to stir at 0 °C until complete disappearance of aldehyde was observed by TLC. If sulfone consumption was observed, an additional 1 molar equiv of **17** was added *slowly, dropwise over several hours*. Upon disappearance of the aldehyde, sat aq NH₄Cl was added to the reaction mixture and the mixture was extracted with EtOAc (2x). The combined organic layer was washed with water, brine, dried over anhydrous Na₂SO₄ and the solvent was evaporated. Condensations of **17** with *p*-nitrobenzaldehyde and 3-phenylpropanal are given in the Supporting Information as representative procedures. For other substrates, see Table 4 for details on reagent stoichiometry, reaction time, temperature and yield. See the Supporting Information for additional details, such as TLC and column chromatographic conditions, spectroscopic data of products, as well as literature reference for known compounds.

Synthesis of 24 via Condensation of Cyclohexanone with Fluoro Sulfone 3

To a solution of sulfone **3** (251 mg, 0.788 mmol, 1 molar equiv) in dry DMF (10.0 mL) was added Cs₂CO₃ (1.03 g, 3.16 mmol, 4 molar equiv) and the color of the reaction mixture turned deep yellowish-orange. The suspension was stirred at rt for 30 min, and a solution of cyclohexanone (154 mg, 1.57 mmol, 2 molar equiv) in dry DMF (2.0 mL) was added. The reaction mixture was stirred at rt for 30 h, sat aq NH₄Cl (30 mL) was added and the mixture was extracted with EtOAc (3 × 30 mL). The combined organic layer was washed with sat aq NaHCO₃ (30 mL), brine (30 mL) and dried over anhydrous Na₂SO₄. The solvent was removed in vacuo and the crude product was purified by column chromatography (SiO₂, 20% EtOAc in hexanes) to give **24** as a clear liquid (66.6 mg, 42%). ¹H NMR (500 MHz, CDCl₃): δ 3.73

(s, 3H), 3.23(s, 3H), 2.29-2.23 (m, 4H), 1.64-1.57 (m, 6H). ^{19}F NMR (282 MHz, CDCl_3): δ -127.0 (br s). HRMS (ESI) calcd. for $\text{C}_{10}\text{H}_{16}\text{FNO}_2\text{Na}$ $[\text{M} + \text{Na}]^+$ 224.1057, observed 224.1055.

Reduction of 24

To a suspension of LiAlH_4 (18.0 mg, 0.474 mmol) in dry THF (5.0 mL) at 0 °C was added a solution of **24** (43.0 mg, 0.214 mmol) in dry THF (1.0 mL). The reaction mixture was stirred at 0 °C for 15 min and at rt for 1 h, then cooled to 0 °C and 0.1 N HCl (3 mL) was added to the mixture. The mixture was extracted with Et_2O (3 \times 30 mL) and the combined organic layer was washed with sat aq NaHCO_3 (30 mL), brine (30 mL) and dried over Na_2SO_4 . The organic layer was concentrated under reduced pressure, and the crude product was purified by column chromatography (SiO_2 , CH_2Cl_2) to yield **25**²⁴ as a colorless liquid (18.0 mg, 63%). ^1H NMR (500 MHz, CDCl_3): δ 9.79 (d, 1H, $^3J_{\text{HF}} = 18.0$), 2.63-2.61 (m, 2H), 2.44-2.42 (m, 2H), 1.72-1.64 (m, 6H). ^{19}F NMR (282 MHz, CDCl_3): δ -137.6 (d, $^3J_{\text{FH}} = 18.3$).

Synthesis of 27 from 25

Step 1: Condensation of 25 with Benzylamine—To a mixture of benzylamine (16.0 mg, 0.149 mmol) and aldehyde **25** (17.0 mg, 0.120 mmol) in dry CH_2Cl_2 (10.0 mL) molecular sieves (4 Å, 200 mg) were added and the mixture was stirred overnight. After 22 h, TLC (SiO_2 , 20% EtOAc in hexanes) showed complete consumption of **25**. The solvent was evaporated and the crude product **26** (33.0 mg) was subjected to reduction without further purification.

Step 2: Reduction of 26—To a solution of imine **26** (33.0 mg, crude product from step 1) in CH_3OH (10.0 mL) was added NaBH_4 (11.3 mg) at 0 °C. The reaction mixture was stirred for 1 h and after the starting material was fully consumed, the mixture was evaporated. Sat aq NH_4Cl (20 mL) was added to the solid residue and the mixture was extracted with EtOAc (3 \times 30 mL). The combined organic layer was washed with NaHCO_3 (30 mL), brine (30 mL), and dried over Na_2SO_4 . The organic layer was concentrated and the crude product was purified by silica gel chromatography (20% EtOAc in hexanes) to afford **27**¹⁷ as a colorless liquid (26.0 mg, 94% yield over two steps). ^1H NMR (500 MHz, CDCl_3 , NH exchanged): δ 7.34-7.31 (m, 3H, Ar-H), 7.27-7.25 (m, 2H, Ar-H), 3.78 (s, 2H), 3.41 (d, 2H, $^3J_{\text{HF}} = 22.6$), 2.24 (br s, 2H), 2.02-1.99 (br m, 2H), 1.64-1.52 (br m, 6H). ^{19}F NMR (282 MHz, CDCl_3): δ -121.8 (t, $^3J_{\text{FH}} = 21.4$). HRMS (ESI) calcd. for $\text{C}_{15}\text{H}_{21}\text{FN}$ $[\text{M} + \text{H}]^+$ 234.1653, observed 234.1652.

Supplementary Material

Refer to Web version on PubMed Central for supplementary material.

Acknowledgments

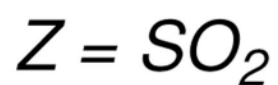
This work was supported by NSF Grant CHE-0516557, infrastructural support and support for A.K.G. were provided by NIH RCMI Grant 5G12 RR03060. Partial support by PSC CUNY awards 38 and 39 is acknowledged. We thank Dr. Andrew Poss (Honeywell) for a sample of NFSI.

REFERENCES

- (a) Welch, J.T., editor. Selective Fluorination in Organic and Bioorganic Chemistry. Washington, DC: American Chemical Society; 1991. (b) Ojima, I.; McCarthy, JR.; Welch, J.T., editors. Biomedical Frontiers of Fluorine Chemistry. Washington, DC: American Chemical Society; 1996. (c) Bégué, J-P.; Bonnet-Delpon, D. Bioorganic and Medicinal Chemistry of Fluorine. Hoboken, NJ: John Wiley & Sons, Inc; 2008.

2. (a) Special Issue on Fluorinated Synthons. *J. Fluorine Chem* 2004;125:477–645. (b) Soloshonok, VA., editor. *Fluorine-Containing Synthons*. Washington, DC: American Chemical Society; 2005. (c) Soloshonok, VA.; Mikami, K.; Yamazaki, T.; Welch, JT.; Hoenk, JF., editors. *Current Fluoroorganic Chemistry: New Synthetic Directions, Technologies, Materials, and Biological Applications*. Washington, DC: American Chemical Society; 2007.
3. Baudin JB, Hareau G, Julia SA, Ruel O. *Tetrahedron Lett* 1991;32:1175–1178.
4. (a) Blakemore PR. *J. Chem. Soc., Perkin Trans. I* 2002:2563–2585. (b) Plesniak K, Zarecki A, Wicha J. *Top. Curr. Chem* 2007;275:163–250. (c) Aïssa C. *Eur. J. Org. Chem* 2009:1831–1844.
5. Chevie D, Lequeux T, Demoute JP, Pazenok S. *Tetrahedron Lett* 2003;44:8127–8130.
6. Ghosh AK, Zajc B. *Org. Lett* 2006;8:1553–1556. [PubMed: 16597108]
7. Zajc B, Kake S. *Org. Lett* 2006;8:4457–4460. [PubMed: 16986924]
8. He M, Ghosh AK, Zajc B. *Synlett* 2008:999–1004. [PubMed: 19888442]
9. del Solar M, Ghosh AK, Zajc B. *J. Org. Chem* 2008;73:8206–8211. [PubMed: 18841918]
10. Pfund E, Lebargy C, Rouden J, Lequeux T. *J. Org. Chem* 2007;72:7871–7877. [PubMed: 17880136]
11. Alonso DA, Fuensanta M, Gómez-Bengoa E, Nájera C. *Adv. Synth. Catal* 2008;350:1823–1829.
12. (a) Balasubramaniam S, Aidhen IS. *Synthesis* 2008:3707–3738. (b) Khlestkin VK, Mazhukin DG. *Curr. Org. Chem* 2003;7:967–993. (c) Nahm S, Weinreb SM. *Tetrahedron Lett* 1981;22:3815–3818.
13. Kanai M, Percy JM. *Tetrahedron Lett* 2000;41:2453–2455.
14. Boumendjel A, Nuzillard J-M, Massiot G. *Tetrahedron Lett* 1999;40:9033–9036.
15. Manjunath BN, Sane NP, Aidhen IS. *Eur. J. Org. Chem* 2006:2851–2855.
16. Alonso DA, Fuensanta M, Gómez-Bengoa E, Nájera C. *Eur. J. Org. Chem* 2008:2915–2922.
17. Van der Veken P, Senten K, Kertesz I, De Meester I, Lambeir A-M, Maes M-B, Scharpe S, Haemers A, Augustyns K. *J. Med. Chem* 2005;48:1768–1780. [PubMed: 15771423]
18. Procedure described for the synthesis of 2-chloro-*N*-methoxy-*N*-methylacetamide was used (ref. 14). 2-Bromo-*N*-methoxy-*N*-methylacetamide: (a) Hirner S, Panknin O, Edefuhr M, Somfai P. *Angew. Chem. Int. Ed* 2008;47:1907–1909. (b) Mechelke MF, Meyers AI. *Tetrahedron Lett* 2000;41:4339–4342.
19. Xu L, Cheng J, Trudell ML. *J. Org. Chem* 2003;68:5388–5391. [PubMed: 12816505]
20. (a) Chen C, Wilcoxon K, Zhu Y-F, Kim K-i, McCarthy JR. *J. Org. Chem* 1999;64:3476–3482. [PubMed: 11674468] (b) Chen C, Wilcoxon K, Huang CQ, Strack N, McCarthy JR. *J. Fluorine Chem* 2000;101:285–290. (c) Bainbridge JM, Corr S, Kanai M, Percy JM. *Tetrahedron Lett* 2000;41:971–974. (d) Dutheil G, Paturel C, Lei X, Couve-Bonnaire S, Pannecoucke X. *J. Org. Chem* 2006;71:4316–4319. [PubMed: 16709079] (e) Prakash GKS, Chacko S, Vaghoo H, Shao N, Gurung L, Mathew T, Olah GA. *Org. Lett* 2009;11:1127–1130.
21. Mirk D, Grassot J-M, Zhu J. *Synlett* 2006:1255–1259.
22. Aïssa C. *J. Org. Chem* 2006;71:360–363. [PubMed: 16388659]
23. Hata H, Kobayashi T, Amii H, Uneyama K, Welch JT. *Tetrahedron Lett* 2002;43:6099–6102.
24. Sauvetre R, Masure D, Chuit C, Normant JF. *Synthesis* 1978:128–130.

Olefination when:



Substitution when:

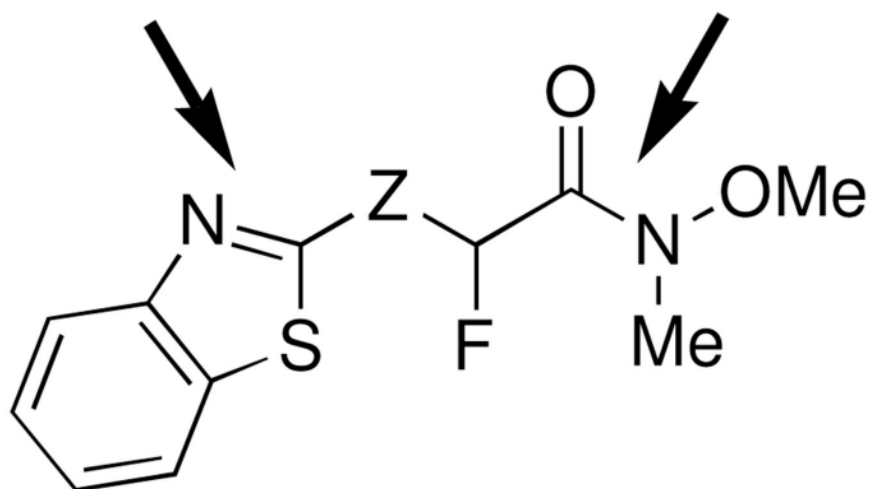
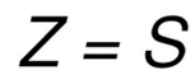
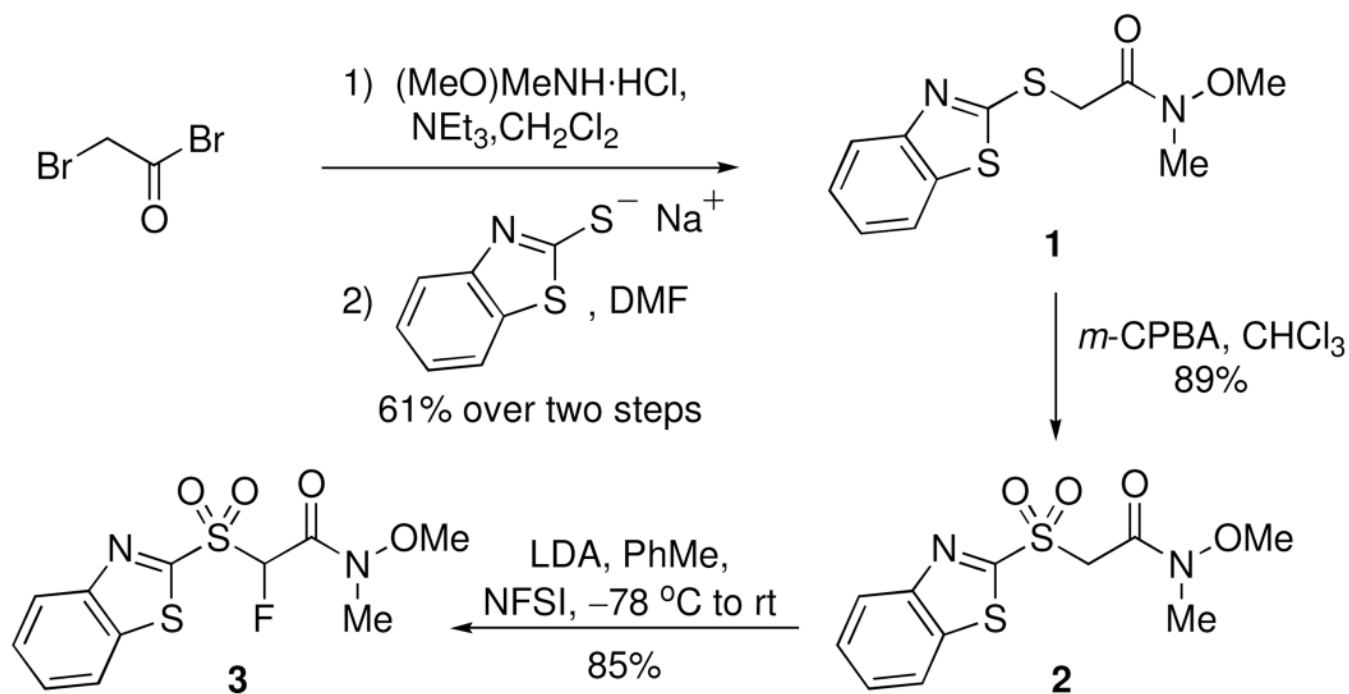
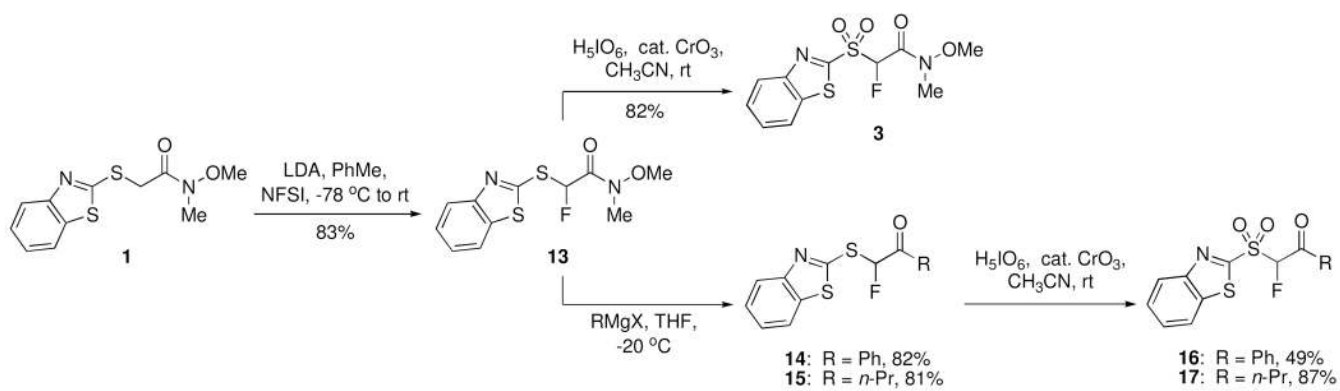


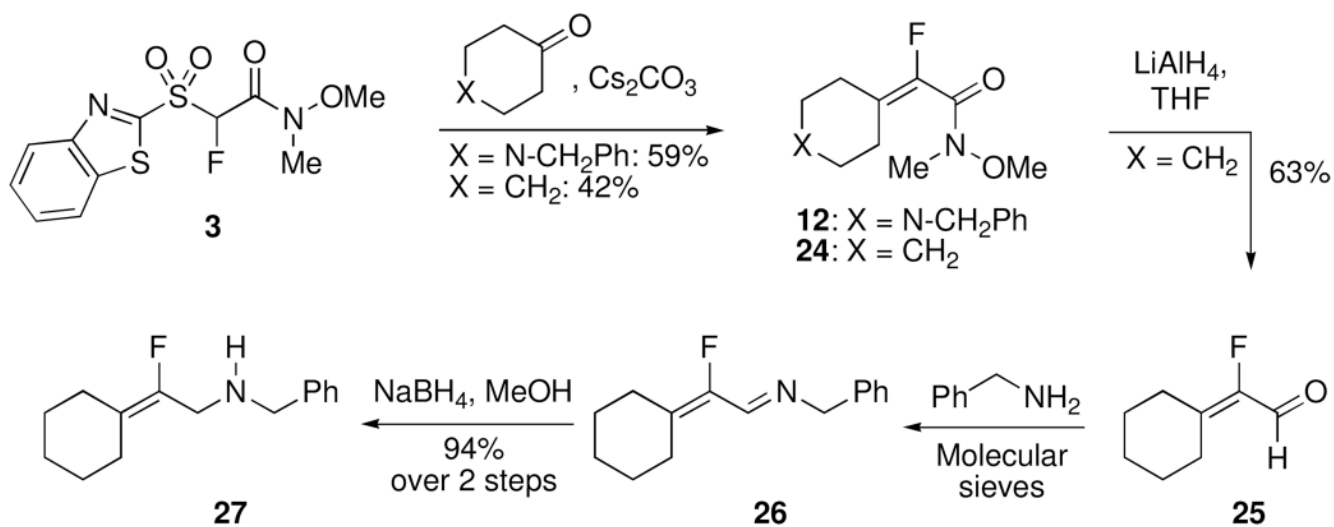
FIGURE 1.
Fluorinated Julia-Weinreb amide building block.



SCHEME 1.
Synthesis of Fluoro Julia-Weinreb Reagent



SCHEME 2.
Conversion of **1** to Second Set of Fluoro Julia Olefination Reagents and to **3** via a Common Intermediate



SCHEME 3.
 Synthesis of α -Fluoro Allyl Amine Using Fluoro Julia-Weinreb Reagent 3

TABLE 1

Effect of Reaction Conditions on Condensation Reactions of 3 with 2-Naphthaldehyde

entry	base	solvent	aldehyde:sulfone: base (molar equiv)	additive (molar equiv)	T, rxn time (h)	(%) E/Z ratio; ^a yield ^b
1	DBU	CH ₂ Cl ₂	1.0:1.2:4.0	--	rt, 2	33/67; 90%
2	DBU	CH ₂ Cl ₂	1.0:1.2:4.0	--	-78 °C, 3.5	50/50; 96%
3	DBU	THF	1.0:1.2:4.0	--	rt, 2	19/81; 84%
4	DBU	THF	1.0:1.2:4.0	--	-78 °C, 4	4/96; 84%
5	DBU	PhMe	1.0:1.2:4.0	--	rt, 48	16/84; NA ^c
6	DBU	DMF	1.0:1.3:2.6	--	rt, 20	74/26; NA ^c
7	DBU	DMF	1.3:1.0:2.0	--	rt, 15	74/26; NA ^c
8	DBU	DMPU	1.3:1.0:2.0	--	rt, 17	78/22; 93%
9	DBU	DMF-DMPU ^d	1.3:1.0:2.0	--	-78 °C, 3.5	25/75; NA ^c
10	DBU	DMPU	1.3:1.0:2.0	--	75 °C, 2.5	78/22; NA ^c
11	DBU	THF	1.0:1.3:3.9	MgBr ₂ (1.8)	rt, 48	10/90; 78%
12	DBU	THF	1.2:1.0:3.0	MgBr ₂ (1.4)	rt, 48	7/93; 78%
13	DBU	THF	1.2:1.0:3.0	ZnBr ₂ (1.4)	rt, 48	15/85; 74%
14	NaH	THF	1.0:1.3:2.6	--	rt, 20; 70 °C, 2	Only Z, 84%
15	NaH	THF	1.0:2.0:4.0	--	rt, 1	Only Z, 90%
16	NaH	THF	1.0:2.0:4.0	18-Crown-6 (6.0)	rt, 1.5	40/60, NA ^c
17	NaH	THF	1.0:2.0:4.0	15-Crown-5 (6.0)	rt, 1.5	12/88, NA ^c
18 ^e	K ₂ CO ₃	DMF	1.0: 2.0:18.0	TBAB (0.2)	rt, 18	55/45, NA ^c

^aRelative ratio of diastereomers in the crude reaction mixture determined by ¹⁹F NMR prior to isolation. No change in ratio was observed after purification.

^bYields of isolated, purified products.

^cProduct not isolated from reaction mixture.

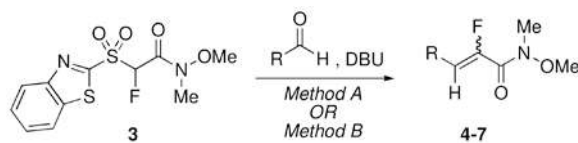
^dA 1:1 mixture of DMF and DMPU was used to prevent freezing at -78 °C.

^eReaction conditions were identical to those described in ref. 11.

TABLE 2

DBU-Mediated Condensation Reactions of 3

entry	RCHO	conditions, rxn time (h)	product
1		Method A, 4	
2		Method B, 17	
3		Method A, 2.5	
4		Method B, 16	



entry	RCHO	conditions, rxn time (h)	yield (%)	<i>E/Z</i> ratio
5		Method A, 4	6	6
6		Method B, 17	6	6
7		Method A, 2.5	7	7
8		Method B, 16	7	7

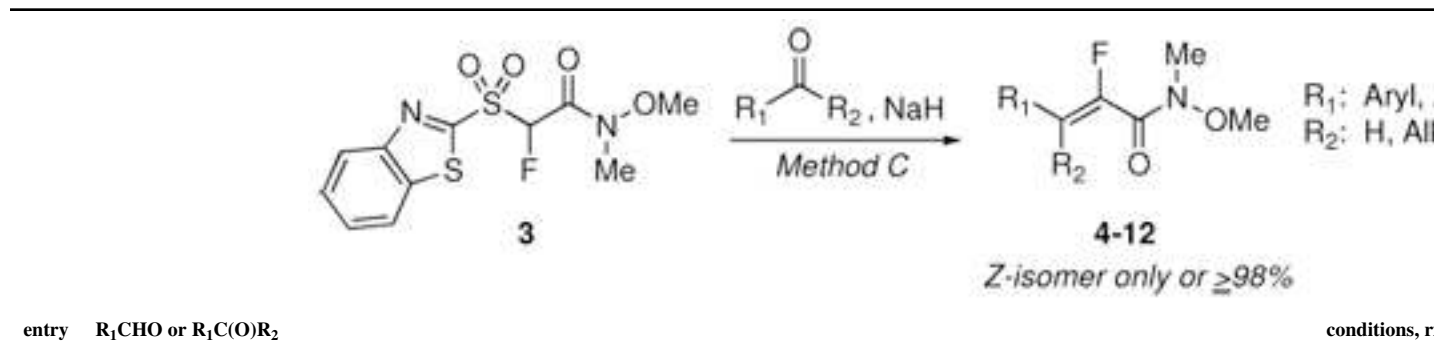
^aRelative ratio of diastereomers in the crude reaction mixture determined by ¹⁹F NMR prior to isolation. No change in olefin ratio was observed after purification.

^bYields of isolated, purified products (reactions were performed under similar conditions using either Method A or Method B, but were not optimized for individual cases).

^cPractically no change in *E/Z* ratio and yield was observed upon increasing the sulfone from 1.2 to 1.4 molar equiv (compare entry 4, Table 1).

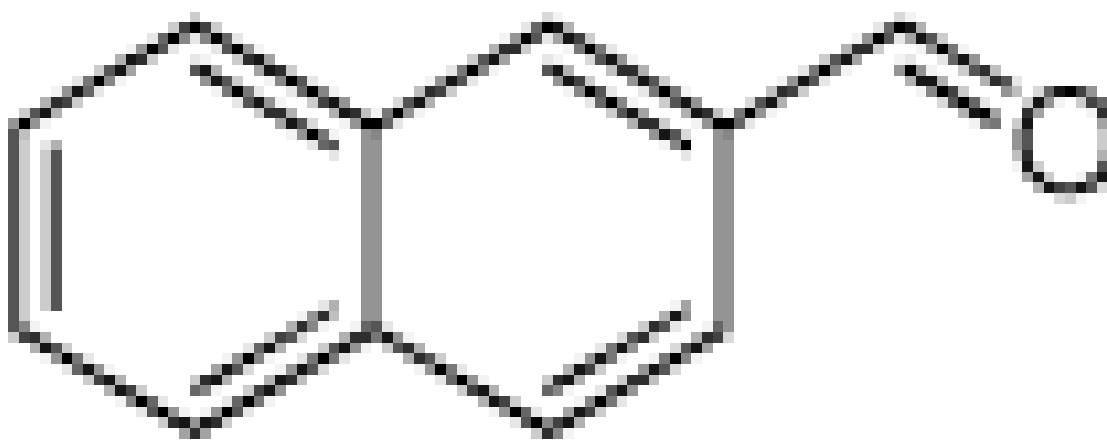
TABLE 3

Condensation Reactions of 3 with Carbonyl Compounds Using NaH

entry $R_1\text{CHO}$ or $R_1\text{C(O)R}_2$

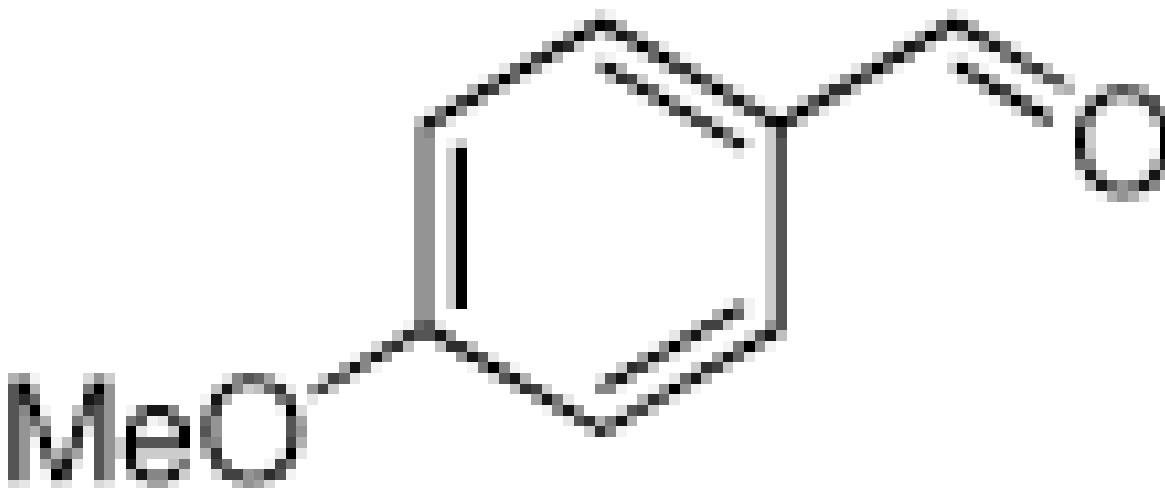
conditions, r

1



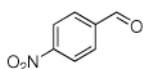
Method C, 1.1

2

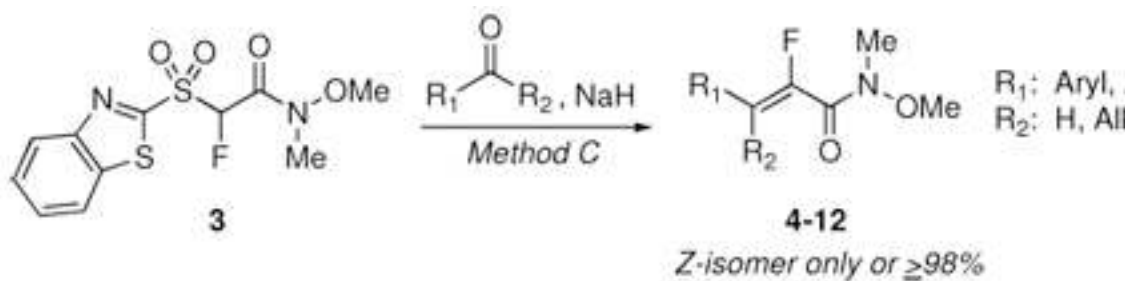


Method C, 1.1

3



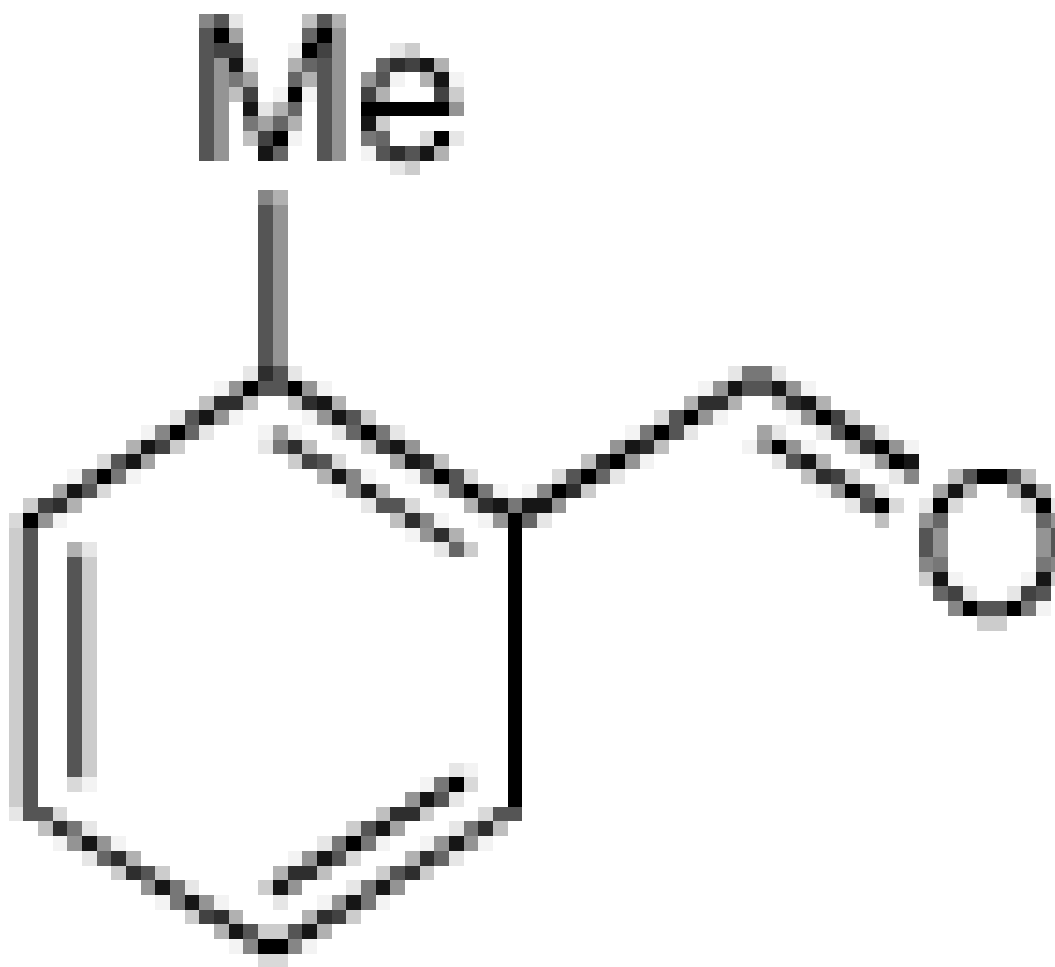
Method C, 1.1

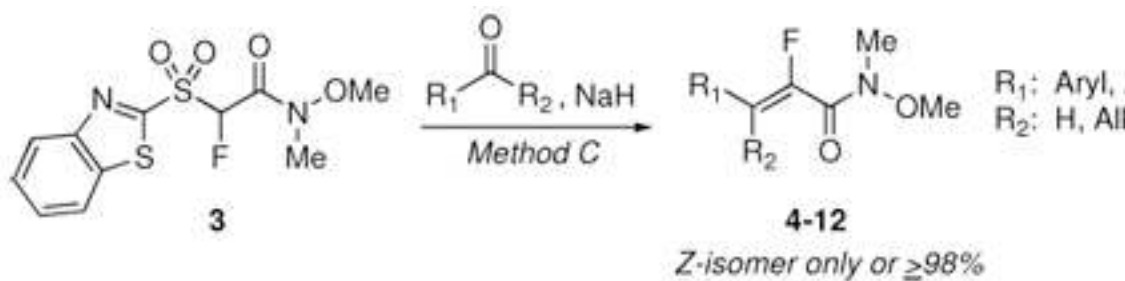
entry $\text{R}_1\text{CHO or R}_1\text{C(O)R}_2$

conditions, r

4

Method C, L.



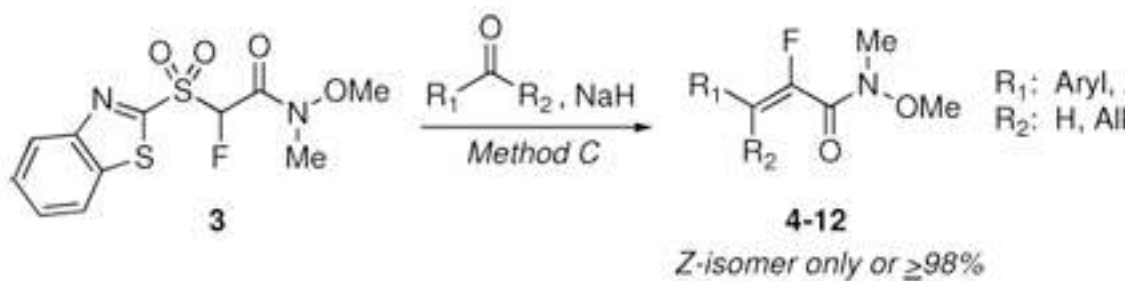
entry R_1CHO or $\text{R}_1\text{C(O)R}_2$

conditions, r

5

Method C, 1.

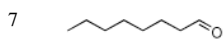


entry $R_1\text{CHO}$ or $R_1\text{C(O)R}_2$

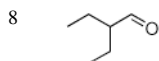
conditions, r

6

Method C, 1.



Method C, 1.



Method C, 1.

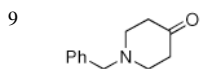
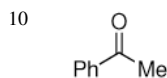
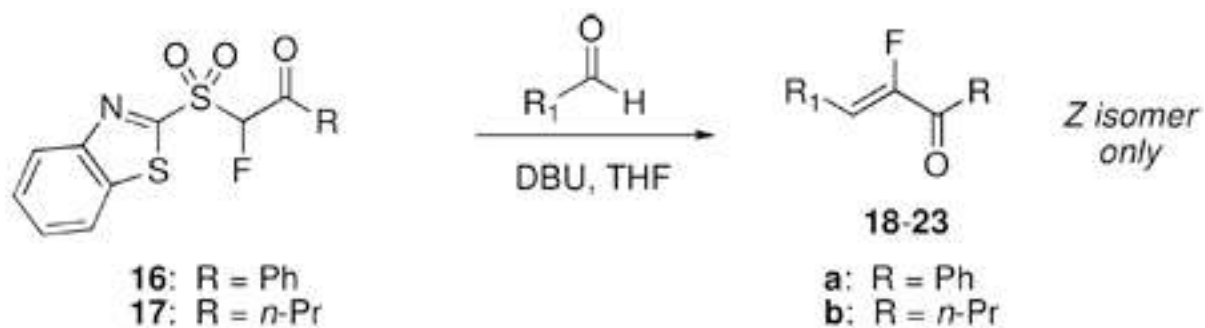
Method C,^c 4Method C, rt-
heating, 8 h^aRelative ratio of diastereomers in the crude reaction mixture determined by ^{19}F NMR prior to isolation.^bYields of isolated, purified products.^cThe ratio of *N*-benzylpiperidone:**3**:NaH = 2.5:1:2.

TABLE 4

Condensation Reactions of Fluoro Julia Reagents 16 and 17



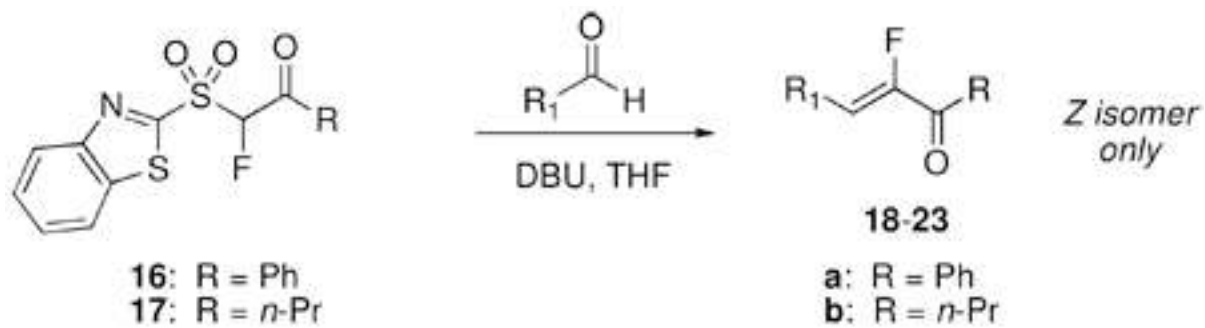
rxn substrate

sulfone:
molar
equiv;^a DBU:
molar equiv^a

rxn time

1		16: 3; DBU: 4	0.5 h, 0
2		17: 3; DBU: 6	16 h, 0
3		16: 4; DBU: 6	0.5 h, 0
4		16: 2; DBU: 4	0.5 h, 0
5		17: 2; DBU: 6	8 h, 0
6		16: 4; DBU: 3	40 min



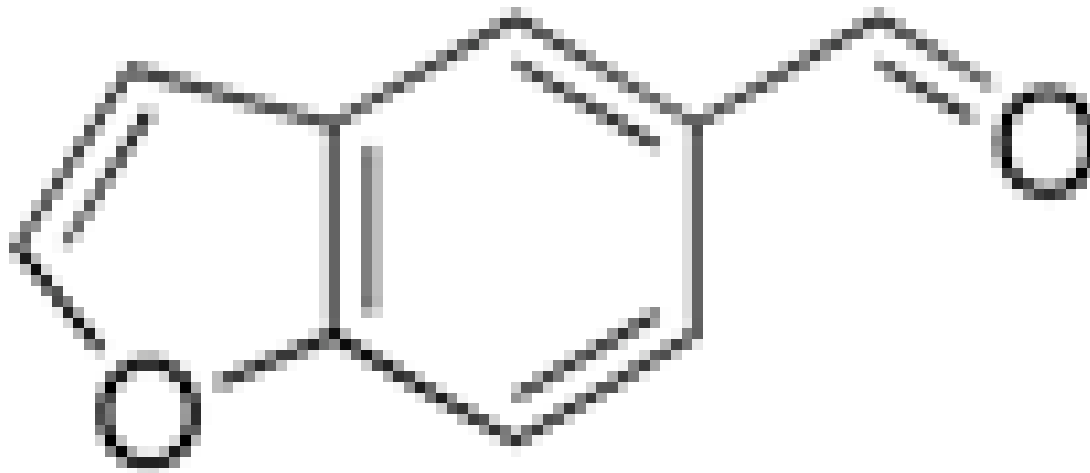


rxn substrate

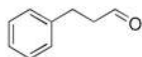
 sulfone:
 molar
 equiv;^a DBU:
 molar equiv^a

7

17: 3; DBU: 6 8 h, 0-



8



17: 1.5; DBU: 3 h, 0-6

^aTotal amount of sulfone and DBU used for complete aldehyde consumption. For good conversions, sequential addition of sulfone and DBU was required (please see the Experimental Section and the Supporting Information for details).

^bYields of isolated, purified products.