

A FULL-BANDWIDTH AUDIO CODEC WITH LOW COMPLEXITY AND VERY LOW DELAY

Jean-Marc Valin^{†‡}, Timothy B. Terriberry[‡], Gregory Maxwell[‡]

[†]Octasic Semiconductor
4101 Molson Street, suite 300
Montreal (Quebec) Canada
jean-marc.valin@octasic.com

[‡]Xiph.Org Foundation
tteribe@xiph.org
greg@xiph.org

ABSTRACT

We propose an audio codec that addresses the low-delay requirements of some applications such as network music performance. The codec is based on the modified discrete cosine transform (MDCT) with very short frames and uses gain-shape quantization to preserve the spectral envelope. The short frame sizes required for low delay typically hinder the performance of transform codecs. However, at 96 kbit/s and with only 4 ms algorithmic delay, the proposed codec out-performs the ULD codec operating at the same rate. The total complexity of the codec is small, at only 17 WMOPS for real-time operation at 48 kHz.

1. INTRODUCTION

Recent research has focused on increasing the audio quality of speech codecs to “full bandwidth” rates of 44.1 or 48 kHz to make them suitable to more general purpose applications [1, 2]. However, while such codecs have moderate algorithmic delays, some applications require very low delay. One example is networked music performance, where two or more musicians playing remotely require less than 25 ms of total delay to be able to properly synchronize with each other [3]. Another example is a wireless audio device, such as a digital microphone, where delay causes desynchronization with the visible speaker. Teleconferencing systems where only limited acoustic echo control is possible also benefit from very low delay, as it makes acoustic echo less perceptible.

We propose a codec that provides high audio quality while maintaining very low delay. Its characteristics are as follows:

- sampling rate of 48 kHz;
- frame size of 256 samples (5.3 ms) with 128 samples look-ahead (2.7 ms);
- achieves very good audio quality at 64 kbit/s (mono);
- a total complexity of 17 WMOPS;
- optional support for other sampling rates and frame sizes, such as 128-sample frames with 64 samples look-ahead.

We introduce the basic principles of the codec in Section 2 and go into the details of the quantization in Section 3. We then discuss how the proposed approach compares to other low-delay codecs in Section 4, followed by direct

[†]We would like to thank all the listeners who participated in the subjective evaluation.

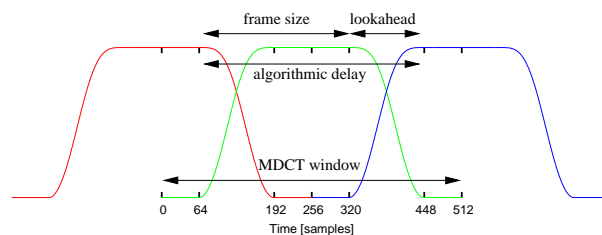


Figure 1: Power-complementary windows with reduced overlap.

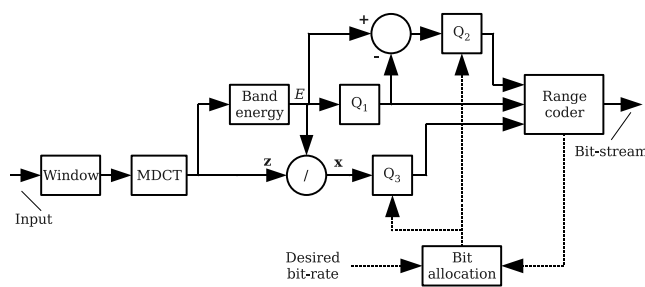


Figure 2: Basic structure of the encoder.

audio quality comparisons in Section 5 and the conclusion in Section 6.

2. OVERVIEW OF THE CODEC

The proposed codec is based on the modified discrete cosine transform (MDCT). To minimize the algorithmic delay, we use a short frame size, combined with a reduced-overlap window. This results in an algorithmic delay of 384 samples for the 256-sample frame size configuration shown in Fig. 1.

The structure of the encoder is shown in Fig. 2 and its basic principles can be summarized as follows:

- the MDCT output is split in bands approximating the critical bands;
- the energy (gain) in each band is quantized and transmitted separately;
- the details (shape) in each band are quantized algebraically using a spherical codebook;
- the bit allocation is inferred from information shared between the encoder and the decoder.

The most important aspect of these is the explicit coding of a per-band energy constraint combined with an independent shape quantizer which never violates that constraint. This prevents artifacts caused by energy collapse or overshoot and preserves the spectral envelope's evolution in time. The bands are defined to match the ear's critical bands as closely as possible, with the restriction that bands must be at least 3 MDCT bins wide. This lower limit results in 19 bands for the codec when 256-sample frames are used.

3. QUANTIZATION

We use a type of arithmetic coder called a range coder [4] for all symbols. We use it not only for entropy coding, but also to approximate the infinite precision arithmetic required to optimally encode integers whose range is not a power of two.

3.1 Energy quantization (Q_1, Q_2)

The energy of the final decoded signal is algebraically constrained to match the explicitly coded energy exactly. Therefore it is important to quantize the energy with sufficient resolution because later stages cannot compensate for quantization error in the energy. It is perceptually important to preserve the band energy, regardless of the resolution used for encoding the band shape.

We use a coarse-fine strategy for encoding the energy in the log domain (dB). The coarse quantization of the energy (Q_1) uses a fixed resolution of 6 dB. This is also the only place we use prediction and entropy coding. The prediction is applied both in time (using the previous frame) and in frequency (using the previous band). The 2-D z -transform of the prediction filter is

$$A(z_\ell, z_b) = (1 - \alpha z_\ell^{-1}) \cdot \frac{1 - z_b^{-1}}{1 - \beta z_b^{-1}}, \quad (1)$$

where b is the band index and ℓ is the frame index. Unlike methods which require predictor reset [5], the proposed system with $\alpha < 1$ is guaranteed to re-synchronize after a transmission error. We have obtained good results with $\alpha = 0.8$ and $\beta = 0.7$. To prevent error accumulation, the prediction is applied on the quantized log-energy. The prediction step reduces the entropy of the coarsely-quantized energy from 61 to 30 bits. Of this 31-bit reduction, 12 are due to inter-frame prediction. We approximate the ideal probability distribution of the prediction error using a Laplace distribution, which results in an average of 33 bits per frame to encode the energy of all 19 bands at a 6 dB resolution. Because of the short frames, this represents up to a 16% bitrate savings on the configurations tested in Section 5.

The fine energy quantizer (Q_2) is applied to the Q_1 quantization error and has a variable resolution that depends on the bit allocation. We do not use entropy coding for Q_2 since the quantization error of Q_1 is mostly white and uniformly distributed.

3.2 Shape quantization (Q_3)

We normalize each band by the unquantized energy, so its shape always has unit norm. We thus need to quantize a vector on the surface of an N -dimensional hyper-sphere.

3.2.1 Pyramid vector quantization of the shape

Because there is no known algebraic formulation for the optimal tessellation of a hyper-sphere of arbitrary dimension N , we use a codebook constructed as the sum of K signed unit pulses normalized to the surface of the hyper-sphere. A codevector $\tilde{\mathbf{x}}$ can be expressed as:

$$\mathbf{y} = \sum_{k=1}^K s^{(k)} \boldsymbol{\varepsilon}_{n^{(k)}}, \quad (2)$$

$$\tilde{\mathbf{x}} = \frac{\mathbf{y}}{\sqrt{\mathbf{y}^T \mathbf{y}}}, \quad (3)$$

where $n^{(k)}$ and $s^{(k)}$ are the position and sign of the k^{th} pulse, respectively, and $\boldsymbol{\varepsilon}_{n^{(k)}}$ is the $n^{(k)}$ th elementary basis vector. The signs s_k are constrained such that $n^{(j)} = n^{(k)}$ implies $s^{(j)} = s^{(k)}$, and hence \mathbf{y} satisfies $\|\mathbf{y}\|_{L1} = K$. This codebook has the same structure as the pyramid vector quantizer [6] and is similar to that used in many ACELP-based [7] speech codecs.

The search for the best positions and signs is based on minimizing the cost function $J = -\mathbf{x}\tilde{\mathbf{x}} = -\mathbf{x}\mathbf{y}/\sqrt{\mathbf{y}^T \mathbf{y}}$ using a greedy search, one pulse at a time. For iteration k , the cost $J_n^{(k)}$ of placing a pulse at position n can be computed as:

$$s^{(k)} = \text{sign}(x_{n^{(k)}}), \quad (4)$$

$$R_{xy}^{(k)} = R_{xy}^{(k-1)} + s^{(k)} x_{n^{(k)}}, \quad (5)$$

$$R_{yy}^{(k)} = R_{yy}^{(k-1)} + 2s^{(k)} y_{n^{(k)}}^{(k-1)} + \left(s^{(k)}\right)^2, \quad (6)$$

$$J_n^{(k)} = -\left(R_{xy}^{(k)}\right)^2 / R_{yy}^{(k)}. \quad (7)$$

To compare two costs, the divisions in (7) are transformed into two multiplications. The algorithm can be sped up by starting from a projection of \mathbf{x} onto the pyramid, as suggested in [6]. We start from

$$y_n = \left\lfloor K \frac{x_n}{\|\mathbf{x}\|_{L1}} \right\rfloor, \quad (8)$$

where $\lfloor \cdot \rfloor$ denotes rounding towards zero. From there, we add any remaining pulses one at a time using the search procedure described by (4)-(7). The worst-case complexity is thus $O(N \cdot \min(N, K))$.

3.2.2 Encoding of the pulses' signs and positions

For K pulses in N samples, the number of codebook entries is

$$V(N, K) = V(N-1, K) + V(N, K-1) + V(N-1, K-1), \quad (9)$$

with $V(N, 0) = 1$ and $V(0, K) = 0$, $K > 0$. We use an enumeration algorithm to convert between codebook entries and integers between 0 and $V(N, K) - 1$ [6]. The index is encoded with the range coder using equiprobable symbols. The factorial pulse coding (FPC) method [8] uses the same codebook with a different enumeration. However, it requires multiplications and divisions, whereas ours can be implemented using only addition. To keep computational

complexity low, the band is recursively partitioned in half when the size of the codebook exceeds 32 bits. The number of pulses in the first half is explicitly encoded, and then each half of the vector is coded independently.

3.2.3 Avoiding sparseness

When a band is allocated few bits, the codebook described in section 3.2.1 produces a sparse spectrum, containing only a few non-zero values. This tends to produce “birdie” artifacts, common to many transform codecs. To mitigate the problem, we add some small values to the spectrum. We could use a noise generator, but choose to use a scaled copy of the lower frequency MDCT bins. Doing so mostly preserves the temporal aspect of the signal [9]. The gain applied is computed as:

$$g = \frac{N}{N + \delta K}, \quad (10)$$

where $\delta = 6$ was experimentally found to be a good compromise between excessive noise and a sparse spectrum. The gain in (10) increases as fewer pulses are used. For cases where no pulse is allocated, we have $g = 1$, which preserves the energy in the band without using any additional bits. In all cases, the total energy is normalized to be equal to the energy value encoded. This constraint slightly changes the objective function used to place pulses, but for simplicity we only take this into consideration when placing the last pulse.

3.2.4 Avoiding pre-echo

Pre-echo is a common artifact in transform codecs, introduced because quantization error is spread over an entire window, including samples before a transient event. It is seldom a problem in the proposed codec because of the short frames, but occurs in some extreme cases. To avoid pre-echo, we detect transients and use two smaller MDCTs for those frames. The output of the two MDCTs is interleaved, and the rest of the codec is not affected, operating as if only one MDCT was used. No additional lookahead is needed to determine which window to use because the long windows have the same window overlap shape and length as the short windows.

3.3 Bit allocation

The shorter the frame size used in a codec, the higher the overhead of transmitting metadata. In low-delay codecs, the overhead of explicitly transmitting the bit allocation can become very large. For this reason, we choose not to transmit the bit allocation explicitly, but rather derive it using information available to both the encoder and the decoder.

We assume that both the encoder and the decoder know how many 8-bit bytes are used to encode a frame. This number is either agreed on when establishing the communication or obtained during the communication, e.g. the decoder knows the size of any UDP datagram it receives. After determining the number of bits used by the coarse quantization of the energy (Q_1), both the encoder and decoder make an initial bit allocation for the fine energy (Q_2) and shape (Q_3) using only static (ROM) data. Because we cannot always choose a pulse count K that yields exactly the number of bits desired for a band, we use the closest possible value and propagate the difference to the remaining bands.

For a given band, the bit allocation is nearly constant across frames that use the same number of bits for Q_1 ,

Table 1: Average bit allocation at 64.5 kbit/s (344 bits per frame). The mode flags are used for pre-echo avoidance and to signal the low-complexity mode described here.

Parameter	Average bits
Coarse energy (Q_1)	32.8
Fine energy (Q_2)	43.2
Shape (Q_3)	264.4
Mode flags	2
Unallocated	1.6

yielding a pre-defined signal-to-mask ratio (SMR) for each band. Because the bands have a width of one Bark, this is equivalent to modeling the masking occurring within each critical band, while ignoring inter-band masking and tone-vs-noise characteristics. This is not an optimal bit allocation, but it provides good results without requiring the transmission of any allocation information. The average bit allocation between the three quantizers is given in Table 1.

4. RELATED WORK

The proposed codec shares some similarities with the G.722.1C [2] audio codec in that both transmit the energy of MDCT bands explicitly. There are, however, significant algorithmic differences between the two codecs. First, G.722.1C uses scalar quantization to encode the normalized spectrum in each band, so it must encode N degrees of freedom instead of the $N - 1$ required by a spherical codebook. For a Gaussian source, pyramid vector quantization provides a 2.39 dB asymptotic improvement over the optimal scalar quantizer, according to [6]. We replaced the VQ codebook in our codec with per-bin entropy coding, and measured a 10 kbit/s degradation from our 64 kbit/s configuration. The use of scalar quantization also means that the energy is not guaranteed to be preserved in the decoded signal.

A second difference is that in G.722.1C, the bit allocation information is explicitly transmitted in the bitstream. Given that G.722.1C has 20 ms frames, this is a reasonable strategy. However, with the very short frames (5.8 ms or less) used in the proposed codec, explicitly encoding the bit allocation in each frame would result in too much overhead. A third difference is that the bands in G.722.1C have a fixed width of 500 Hz. While this helps reduce the complexity of the codec, which is around 11 WMOPS at 48 kbit/s, it has a cost in quality compared to using Bark-spaced bands. Besides the differences in the core algorithm, G.722.1C has a lower complexity and a significantly larger (5 to 10 times) delay than the proposed codec, so the potential set of applications for the two codecs only partially overlap.

The Fraunhofer Ultra Low Delay (ULD) codec [10] is one of the only full-bandwidth codecs with an algorithmic delay comparable to the proposed codec. Its structure, however, is completely different from that of the proposed codec. ULD is based on time-domain linear prediction instead of the MDCT. It uses a pre-filter/post-filter combination, whose parameters are transmitted in the bitstream, to shape the quantization noise. ULD frames are 128 samples with 128 samples of look-ahead, for a total algorithmic delay of 256 samples at 48 kHz (5.3 ms). One disadvantage of the linear-prediction approach is the difficulty of resynchronizing the

Table 2: Characteristics of the codecs as used in testing

Codec	Sample rate kHz	Bitrate kbit/s	Frame size sample (ms)	Look-ahead sample (ms)	Total delay sample (ms)
Proposed (64)	48	64	256 (5.3)	128 (2.7)	384 (8)
Proposed (96)	48	96	128 (2.7)	64 (1.3)	192 (4)
ULD	48	96	128 (2.7)	128 (2.7)	256 (5.3)
G.722.1C	32	48	640 (20)	640 (20)	1280 (40)

decoder after a packet is lost [5]. In contrast, the proposed codec only uses inter-frame prediction for Q_1 , so the decoder resynchronizes very quickly after packet loss. Changing the proposed codec to have completely independent packets would cost approximately 12 bits per frame.

AAC-LD [1] is another low-delay audio codec whose total algorithmic delay can range from 20 ms to around 50 ms, depending on the sampling rate and bit reservoir size. However, its complexity is higher than that of the proposed codec.

5. RESULTS AND DISCUSSION

The source code for the proposed codec is available at <http://www.celt-codec.org/> and corresponds to the “low-complexity mode” of the CELT codec, version 0.5.1¹. Both floating-point and fixed-point implementations are available.

Of the codecs in Section 4, only ULD’s delay is comparable to the proposed codec’s. We include G.722.1C in our comparison using the highest bitrate available (48 kbit/s) because of the algorithmic similarities listed earlier, despite its 40 ms algorithmic delay at 32 kHz. Also, since ULD uses 128-sample frames, we include a version of the proposed codec with 128-sample frames. This version uses a 64-sample look-ahead, compared to the 128-sample look-ahead of ULD. The conditions are summarized in Table 2.

5.1 Subjective quality

We use the Multiple Stimuli with Hidden Reference and Anchor (MUSHRA) methodology [11] with 11 listeners². We used short excerpts taken from the following material: female speech (SQAM), pop (Dave Matthews Band, #41), male speech (SQAM), harpsichord (Bach), *a cappella* (Suzanne Vega, Tom’s Diner), castanets (SQAM), rock (Duran Duran, Ordinary World), orchestra (Danse Macabre), and techno.

The results are shown in Fig. 3. Although some of the non-paired confidence intervals in Fig. 3 overlap, a paired t -test reveals higher than 99% confidence in all the differences ($P < 0.01$). The proposed codec at 64 kbit/s was better than ULD at 96 kbit/s, although it used a slightly higher delay. When using a slightly lower delay than ULD and the same 96 kbit/s bitrate, the proposed codec was clearly better than all other codecs and configurations tested. G.722.1C had the lowest quality, which was expected because its bitrate is limited to 48 kbit/s.

¹The quality results were obtained using version 0.5.0, which is identical except for a slightly lower quality VQ search

²During post-screening, we discarded results from 3 additional listeners, who rated on average more than 3/7 samples as 100. We verified that this post-screening phase did not affect our conclusions.

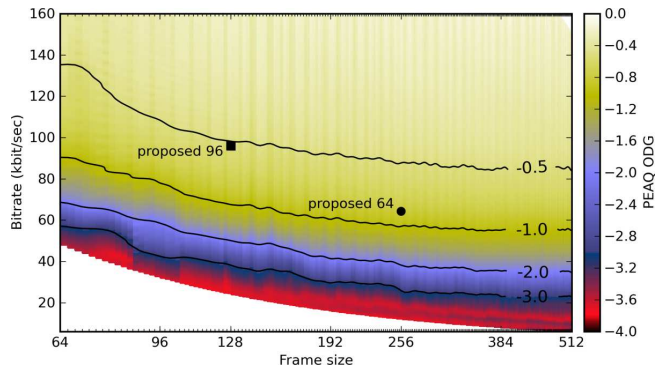


Figure 4: Objective Quality Degradation (ODG) measured for different frame sizes. Equal-quality contours are shown for ODG values -0.5, -1.0, -2.0, -3.0.

Unsurprisingly, all ultra low-delay codecs do very well on castanets, unlike G.722.1C, which has much longer frames. On the other hand, the highly tonal harpsichord sample was difficult to encode for the low delay codecs and only the proposed codec achieved quality close to the reference. G.722.1C did well on the harpsichord due to its longer frames, despite its lower bitrate.

The proposed codec is able to operate with a wide range of frame sizes. We evaluated the effect of the frame size and bitrate on the audio quality. Because of the very large number of possible combinations, we used PQevalAudio³, an implementation of the PEAQ basic model [12]. As expected, Fig. 4 shows that the bitrate required to obtain a certain level of quality increases as the frame size decreases. However, we observe that the bitrate difference between two equal-quality contours is almost constant with respect to the frame size. For example, reducing the frame size from 256 to 64 samples (from 8 ms total delay to 2 ms) results in an increase of 30 kbit/s for the same quality.

5.2 Complexity

The total complexity of the algorithm when implemented in fixed-point is 11 WMOPS for the encoder and 6 WMOPS for the decoder, for a total of 17 WMOPS⁴. The encoder and the decoder states are very small, requiring around 0.5 kByte for both states combined. The total amount of scratch space required is 7 kBytes.

When running on a 3 GHz x86 CPU (C code without any architecture-specific optimization), the floating-point implementation requires 0.9% of one CPU core for real-time

³<http://www-mmsp.ece.mcgill.ca/Documents/Software/Packages/AFsp/PQevalAudio.html>

⁴Measured by running the fixed-point implementation with operators similar to the ETSI/ITU basicops and with the same weighting.

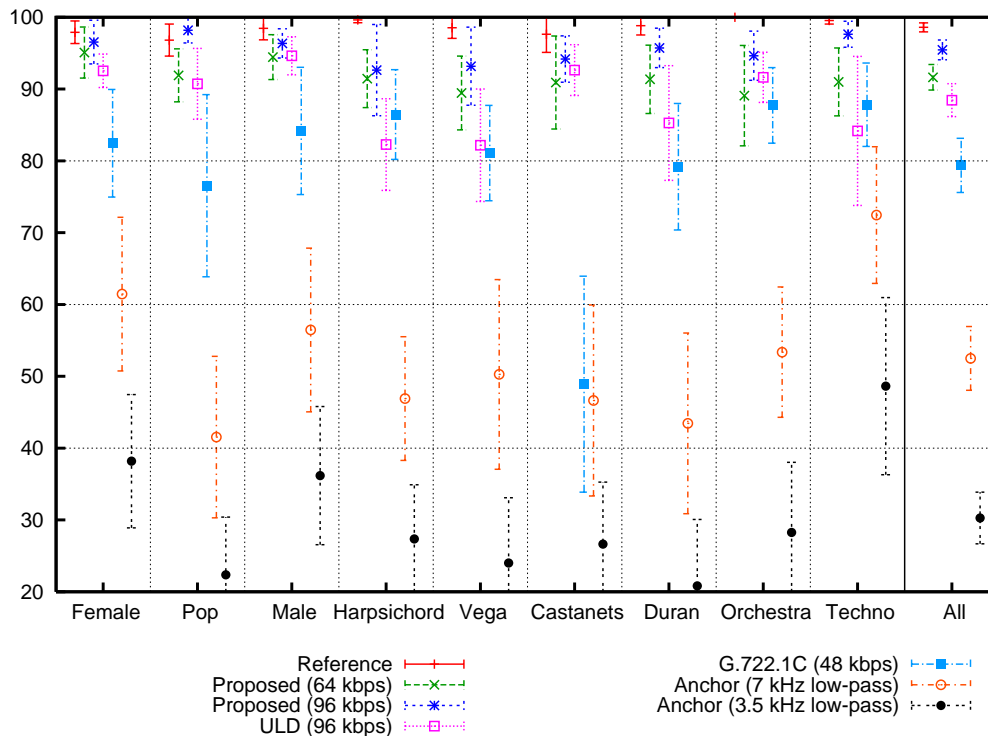


Figure 3: Subjective quality of the codecs obtained using the MUSHRA methodology with 11 listeners. The 95% non-paired confidence intervals are included.

encoding and decoding. The memory requirements for the floating point version are about twice the fixed-point memory requirements, which still easily fits within the L1 cache of a modern desktop CPU.

6. CONCLUSION

We have proposed a low-delay audio codec based on the MDCT with very short frames, using shape-gain quantization to preserve the energy in critical bands. We have demonstrated that the subjective quality of the proposed codec is higher than ULD when operating at the same bitrate (96 kbit/s) and frame size. In addition, with a slightly higher delay, the proposed codec operating at 64 kbit/s still outperforms the ULD codec.

REFERENCES

- [1] M. Lutzky, M. Schnell, M. Schmidt, and R. Geiger, "Structural analysis of low latency audio coding schemes," in *Proc. 119th AES convention*, 2005.
- [2] M. Xie, D. Lindbergh, and P. Chu, "From ITU-T G.722.1 to ITU-T G.722.1 Annex C: A new low-complexity 14kHz bandwidth audio coding standard," *Journal of Multimedia*, vol. 2, no. 2, 2007.
- [3] A. Carôt, U. Krämer, and G. Schuller, "Network music performance (NMP) in narrow band networks," in *Proc. 120th AES Convention*, 2006.
- [4] G. Nigel and N. Martin, "Range encoding: An algorithm for removing redundancy from a digitised message.," in *Proc. Video and Data Recording Conference*, 1979.
- [5] S. Wabnik, G. Schuller, J. Hirschfeld, and U. Kraemer, "Packet loss concealment in predictive audio coding," in *Proc. IEEE Workshop on Applications of Signal Processing to Audio and Acoustics (WASPAA)*, 2005, pp. 227–230.
- [6] T. R. Fischer, "A pyramid vector quantizer," *IEEE Trans. on Information Theory*, vol. 32, pp. 568–583, 1986.
- [7] C. Laflamme, J.-P. Adoul, H. Y. Su, and S. Morissette, "On reducing computational complexity of codebook search in CELP coder through the use of algebraic codes," in *Proc. ICASSP*, 1990, vol. 1, pp. 177–180.
- [8] J. P. Ashley, E. M. Cruz-Zeno, U. Mittal, and W. Peng, "Wideband coding of speech using a scalable pulse codebook," in *Proc. IEEE Workshop on Speech Coding*, 2000, pp. 148–150.
- [9] J. Makhoul and M. Berouti, "High-frequency regeneration in speech coding systems," in *Proc. ICASSP*, 1979.
- [10] G. D. T. Schuller, B. Yu, D. Huang, and B. Edler, "Perceptual audio coding using adaptive pre-and post-filters and lossless compression," *IEEE Trans. on Speech and Audio Processing*, vol. 10, no. 6, pp. 379–390, 2002.
- [11] ITU-R, *Recommendation BS.1534-1: Method for the subjective assessment of intermediate quality level of coding systems*, 2001.
- [12] ITU-R, *Recommendation BS.1387: Perceptual Evaluation of Audio Quality (PEAQ) recommendation*, 1998.