

# A Generalized Sampling Theory Without Band-Limiting Constraints

Michael Unser, *Senior Member, IEEE*, and Josiane Zerubia

**Abstract**— We consider the problem of the reconstruction of a continuous-time function  $f(x) \in \mathcal{H}$  from the samples of the responses of  $m$  linear shift-invariant systems sampled at  $1/m$  the reconstruction rate. We extend Papoulis' generalized sampling theory in two important respects. First, our class of admissible input signals (typ.  $\mathcal{H} = L_2$ ) is considerably larger than the subspace of band-limited functions. Second, we use a more general specification of the reconstruction subspace  $V(\varphi)$ , so that the output of the system can take the form of a band-limited function, a spline, or a wavelet expansion. Since we have enlarged the class of admissible input functions, we have to give up Shannon and Papoulis' principle of an exact reconstruction. Instead, we seek an approximation  $\hat{f} \in V(\varphi)$  that is consistent in the sense that it produces exactly the same measurements as the input of the system. This leads to a generalization of Papoulis' sampling theorem and a practical reconstruction algorithm that takes the form of a multivariate filter. In particular, we show that the corresponding system acts as a projector from  $\mathcal{H}$  onto  $V(\varphi)$ . We then propose two complementary polyphase and modulation domain interpretations of our solution. The polyphase representation leads to a simple understanding of our reconstruction algorithm in terms of a perfect reconstruction filter bank. The modulation analysis, on the other hand, is useful in providing the connection with Papoulis' earlier results for the band-limited case. Finally, we illustrate the general applicability of our theory by presenting new examples of interlaced and derivative sampling using splines.

## NOMENCLATURE

$f(x)$	Unknown input signal.
$\hat{f}(x)$	Reconstructed signal approximation.
$\mathcal{H}$	Input space.
$V(\varphi)$	Reconstruction subspace.
$\varphi(x)$	Generating function.
$a_\varphi(k)$	$= \langle \varphi(x-k), \varphi(x) \rangle$ : Autocorrelation sequence.
$\hat{a}_\varphi(e^{j\omega})$	Fourier transform of $a_\varphi(k)$ .
$A_\varphi, B_\varphi$	Riesz bounds.
$m$	Number of channels.
$i$	Channel index.
$g_i(mk)$	Measurements (input).
$c(k)$	Coefficients of signal representation (output).
$h_i(x)$	Analysis filters.
$\hat{h}_i(\omega)$	Fourier transform of $h_i(x)$ .
$\phi_i(x)$	$= h_i(-x)$ Analysis functions.
$\hat{\phi}_i(x)$	Dual synthesis functions.
$Q(k)$	Multivariate reconstruction filter.

$\hat{Q}(z)$	$z$ -transform of $Q(k)$ .
$A_{\phi\varphi}(k)$	System cross-correlation matrix sequence.
$q_i(k)$	Synthesis sequences.
$\hat{q}_i(z)$	$z$ -transform of $q_i(k)$ .
$a_i(k)$	Analysis sequences.
$\hat{A}_{\text{poly}}(z)$	$= \hat{A}_{\phi\varphi}(z)$ : Polyphase matrix.
$\hat{A}_{\text{mod}}(z)$	Modulation matrix.
$\Phi(x)$	Analysis vector.
$\Psi(x)$	Generating vector (block representation).
$g_m(k)$	Measurement sequence.
$c_m(k)$	Block representation of $c(k)$ .
$\hat{a}(k)$	$z$ -transform of $a(k)$ .

## I. INTRODUCTION

IN 1977, Papoulis introduced a powerful extension of Shannon's sampling theory, showing that a band-limited signal  $f(x)$  could be reconstructed exactly from the samples of the responses of  $m$  linear shift-invariant systems, sampled at  $(1/m)$ th the Nyquist rate [13]. The main point of this generalization is that there are many possible ways of extracting data from a signal for a complete characterization [6], [9], [12]. The standard approach of taking uniform signal samples at the Nyquist rate is just one possibility among many others [15]. Typical instances of generalized sampling that have been studied in the literature are interlaced and derivative sampling [10], [25]. Recently, there has been renewed interest in such alternative sampling schemes for improving image acquisition. For instance, in high-resolution electron microscopy there is an inherent tradeoff between contrast and resolution. It is possible, however, to compensate for these effects—including the frequency nulls of the transfer function of the microscope—by combining multiple images acquired with various degrees of defocusing [23]. Super-resolution is another promising application where a series of low-resolution images that are shifted with respect to each other are used to reconstruct a higher resolution picture of a scene [16], [21].

A recent trend has been to study sampling from the general point of view of the multiresolution theory of the wavelet transform. The basis for this kind of formulation is the realization that the various wavelet subspaces have essentially the same shift-invariant structure as Shannon's class of band-limited functions. This has led researchers to propose various sampling theorems for the representation of functions in wavelet subspaces [2], [7], [8], [24], as well as more general spline-like spaces which do not necessarily satisfy the multiresolution property [3], [17].

Manuscript received October 25, 1996; revised December 2, 1997.

M. Unser is with the Swiss Federal Institute of Technology, EPFL-DMT/IOA, CH-1015 Lausanne, Switzerland.

J. Zerubia is with INRIA, F-06902 Sophia Antipolis, France.

Publisher Item Identifier S 1057-7130(98)04685-0.

In principle, Papoulis' generalized sampling theory provides an attractive framework for addressing most restoration problems involving multiple sensors or interlaced sampling. However, we feel that the underlying assumption of a band-limited input function  $f(x)$  is overly restrictive. Indeed, most real world analog signals are time or space limited which is in contradiction with the band-limited hypothesis. Another potential difficulty is that Papoulis did not explicitly translate his theoretical results into a practical numerical reconstruction algorithm. Here, we will extend Papoulis' theory in an attempt to correct for these shortcomings. Our three main contributions are as follows. First, we propose a much less constrained formulation where the analog input signal can be almost arbitrary, typically  $f(x) \in L_2$  where  $L_2$  is the space of finite energy functions. This is only possible because we replace Papoulis and Shannon's principle of a perfect reconstruction by the weaker requirement of a *consistent* approximation. In other words, we want our reconstructed signal  $\tilde{f}(x)$  to provide exactly the same measurements as  $f(x)$  if it was reinjected into the system; i.e., to look the same to the end user when it is acquired through the measurement system. Second, we consider a more general form of reconstruction subspace  $V(\varphi)$  generated from the integer translates of a function  $\varphi(x)$ . In this way, we obtain results that are also applicable for recent (nonband-limited) signal representation models such as splines [2], [18] and wavelets [11], [22]. Interestingly, in the case where the approximation is performed in the space of band-limited functions [e.g.,  $\varphi(x) = \text{sinc}(x)$ ], we obtain exactly the same reconstruction formula as Papoulis. The essential difference, however, is that the input of the system does not need to be band-limited. Third, we do address the implementation issue explicitly and propose a practical reconstruction algorithm that takes the form of a multivariate filter. We also provide an interesting connection with perfect reconstruction filter banks. In many ways, our approach is similar to that of Djokovic and Vaidyanathan [7], except that these authors limited themselves to the study of specific forms of sampling in multiresolution subspaces (periodically nonuniform sampling, sampling of a function and its derivative, and reconstruction from local averages). In addition, they investigated perfect reconstruction schemes only, which corresponds to the most restrictive case of our theory with  $\mathcal{H} = V(\varphi)$ .

The paper is organized as follows. In Section II, we start by defining the underlying reconstruction subspace and review some basic results on multivariate filtering. In Section III, we provide a detailed formulation of the generalized sampling problem with an explicit statement of our three assumptions: measurability (A1), well-defined reconstruction subspace (A2), and invertibility (A3). The reconstruction process itself is discussed in Section IV. This includes our generalized sampling theorem in Section IV-A, and a multivariate filtering reconstruction algorithm which is derived in Section IV-B. In Section V, we interpret our sampling formulas using some of the basic tools of multirate signal processing (polyphase and modulation analysis). In particular, we use the modulation representation to make the connection with Papoulis' derivation in the frequency domain. Finally, in Section VI, we present

some new examples of interlaced and derivative sampling using splines.

## II. PRELIMINARY NOTIONS

Before developing our sampling theory, it is important to specify the signal subspaces in which we are performing the approximation. It is also useful to review some basic results on the stability and invertibility of multivariate convolution operators which turn out to be central to the argument.

### A. Representation Subspace

The purpose of sampling is to represent a function  $f(x)$  of the continuous variable  $x$  by a discrete sequence of numbers, a representation that is often better suited for signal processing and data transmission. Since we want this discrete representation to be unambiguous, we must restrict ourselves to a given subclass of signals. Most classical sampling theories consider the class of band-limited functions which can be expanded in terms of the translates of  $\text{sinc}(x) = \sin(\pi x)/(\pi x)$  [12], [15].

Here, we will extend our choice of signal models by considering the representation space

$$V(\varphi) = \left\{ \tilde{f}(x) = \sum_{k \in \mathbb{Z}} c(k) \varphi(x - k) \mid c(k) \in \ell_2 \right\} \quad (1)$$

where  $\varphi(x)$  is a given *generating* function. For notational simplicity, we are using a unit sampling step because we can always perform an appropriate rescaling of the time axis. Intrinsicly, the present formulation has the same conceptual simplicity as the band-limited model ( $\varphi = \text{sinc}$ ), but it allows for more general signal classes such as splines [14], [18], and wavelets [2], [11], [22]. Our only restriction on the choice of the generating function is that  $V(\varphi)$  is a well-defined (closed) subspace of  $L_2$  with  $\{\varphi(x - k)\}_{k \in \mathbb{Z}}$  as its Riesz basis. In other terms, there must exist two constants,  $A_\varphi > 0$  and  $B_\varphi < +\infty$ , such that

$$\forall \tilde{f} \in V(\varphi), \quad A_\varphi \cdot \|c\|_{\ell_2}^2 \leq \|\tilde{f}\|_{L_2}^2 \leq B_\varphi \cdot \|c\|_{\ell_2}^2. \quad (2)$$

The Riesz bounds ( $A_\varphi, B_\varphi$ ) correspond to the tightest possible pair of such constants. The upper inequality ensures that  $V(\varphi)$  is a subspace of  $L_2$  (the space of finite energy functions). The lower inequality implies that the integer shifts of  $\varphi$  are linearly independent. Thus, we have the guarantee that any function  $\tilde{f}(x) \in V(\varphi)$  is uniquely characterized by its coefficients  $c(k)$  in (1) (continuous/discrete representation). Also note that the discrete ( $\ell_2$ ) and continuous ( $L_2$ ) norms in (2) are rigorously equivalent (i.e.,  $A_\varphi = B_\varphi = 1$ ) if and only if the basis is orthogonal. For example, this is the case for  $\varphi = \text{sinc}$ .

### B. Multivariate Sequences and Filtering

$\ell_2^m$  is the space of square summable  $m$ -variate sequences  $\mathbf{a}(k) = (a_1(k), \dots, a_m(k))$ ,  $k \in \mathbb{Z}$ . Any multivariate sequence  $\mathbf{a} \in \ell_2^m$  is uniquely characterized by its  $z$ -transform, an  $m$ -dimensional vector, which we denote using the hat symbol

$$\hat{\mathbf{a}}(z) = \sum_{z \in \mathbb{Z}} \mathbf{a}(k) z^{-k}. \quad (3)$$

This correspondence is expressed as  $\mathbf{a}(k) \xleftrightarrow{z} \hat{\mathbf{a}}(z)$ . The Fourier transform is obtained by replacing  $z$  by  $e^{j\omega}$ .

An  $m \times m$  linear filter with input and output vectors  $\mathbf{a}(k)$  and  $\mathbf{b}(k)$  is defined by the equation

$$\mathbf{b}(k) = \sum_{l \in \mathbb{Z}} \mathbf{H}(l) \mathbf{a}(k-l) = (\mathbf{H} * \mathbf{a})(k) \quad (4)$$

where the impulse response  $\mathbf{H}(k)$  is a sequence of  $m \times m$  matrices. Such a filter array is characterized by its transfer function matrix  $\hat{\mathbf{H}}(z) = \sum_{k \in \mathbb{Z}} \mathbf{H}(k) z^{-k}$ . The effect of filtering can thus be represented by a vector-matrix multiplication in the  $z$ -transform domain

$$\hat{\mathbf{b}}(z) = \hat{\mathbf{H}}(z) \cdot \hat{\mathbf{a}}(z). \quad (5)$$

The inverse filter, if it exists, corresponds to the  $m \times m$  transfer function matrix  $\hat{\mathbf{H}}^{-1}(z)$ . An important result concerning the existence and the stability of such an inverse operator is the following.

*Proposition 1:* The multivariate convolution operator  $H: l_2^m \rightarrow l_2^m$ , generated from the  $m \times m$  matrix sequence  $\mathbf{H}(k)$ , is an invertible operator from  $l_2^m$  into  $l_2^m$  if and only if

$$m_H = \sqrt{\text{ess inf}_{\omega \in [0, 2\pi]} \lambda_{\min}[\hat{\mathbf{H}}^T(e^{-j\omega}) \cdot \hat{\mathbf{H}}(e^{j\omega})]} > 0 \quad (6)$$

$$M_H = \sqrt{\text{ess sup}_{\omega \in [0, 2\pi]} \lambda_{\max}[\hat{\mathbf{H}}^T(e^{-j\omega}) \cdot \hat{\mathbf{H}}(e^{j\omega})]} < +\infty \quad (7)$$

where the operators  $\lambda_{\max}[\cdot]$  and  $\lambda_{\min}[\cdot]$  denote the maximum and minimum eigenvalues of the self-adjoint matrix that is in the argument.

The proof of this result can be obtained as a direct corollary of Theorem 2.2 in [4] which provides the norm of a multivariate convolution operator. Specifically, the constant  $M_H$  is the norm of the convolution operator  $H$  and  $1/m_H$  is the norm of its inverse  $H^{-1}$ . These bounds are obtained by taking the *essential infimum* and *essential supremum* of the minimum and maximum eigenvalues of the Fourier autocorrelation matrix  $[\hat{\mathbf{H}}^T(e^{-j\omega}) \cdot \hat{\mathbf{H}}(e^{j\omega})]$ . Here, the term “essential” means that the supremum or infimum provides a bound that is valid *almost everywhere*. If the argument is a continuous function of  $\omega$ , then these extrema calculations are equivalent to taking the conventional minimum and maximum. Thus, in the usual case, where  $\hat{\mathbf{H}}(e^{j\omega})$  is continuous and bounded, a sufficient condition for invertibility is that the determinant of the matrix  $\hat{\mathbf{H}}(z)$  is nonvanishing on the unit circle.

### III. FORMULATION AND ASSUMPTIONS

The multichannel system that we consider is schematically represented in Fig. 1. The continuous-time input signal  $f(x)$  is injected into an  $m$ -channel filter bank with impulse responses  $h_i(x), i = 1, \dots, m$ . The channels are sampled at  $1/m$ th the reconstruction rate to yield the measurement vector  $\mathbf{g}_m(k) = (g_1(mk), g_2(mk), \dots, g_m(mk))$ . These measurements are then combined to reconstruct an approximation  $\tilde{f}(x)$  of the input into the subspace  $V(\varphi)$ . The system is essentially the same as the one considered by Papoulis except that the

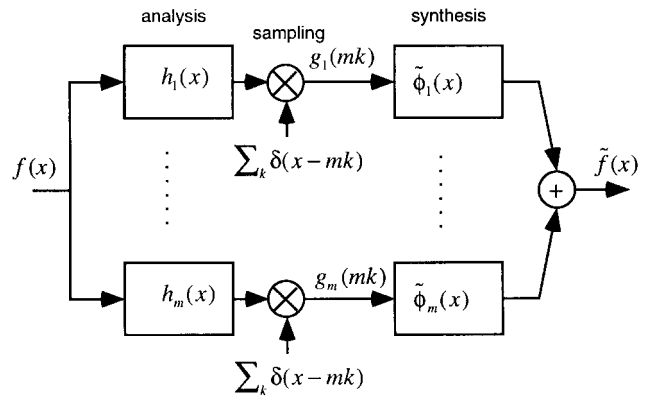


Fig. 1. Generalized sampling procedure. The left part of the block diagram represents the measurement process which is performed by sampling the output of an  $m$  channel analysis filter bank. The sampling operation is modeled by a multiplication with a sequence of Dirac impulses. The right part describes the reconstruction process which involves the synthesis functions  $\tilde{\phi}_i(x)$  in Theorem 1. The system produces an output function  $\tilde{f}(x) \in V(\varphi)$  that is a consistent approximation of the input signal  $f(x) \in \mathcal{H}$ .

output  $\tilde{f} \in V(\varphi)$  is only an approximation of the input  $f \in \mathcal{H}$  where  $\mathcal{H}$  is a class of functions considerably larger than  $V(\varphi)$ . To use an analogy,  $\mathcal{H}$  is to  $V(\varphi)$  what  $R$  is to  $Z$ .

For mathematical convenience, we describe the measurement process using the following inner products:

$$g_i(mk) = (h_i * f)(mk) = \langle f(x), \phi_i(x - mk) \rangle \quad (8)$$

where the analysis functions  $\phi_i$  are the time-reversed versions of the  $h_i$ 's

$$\phi_i(x) = h_i(-x). \quad (9)$$

We will now state our mathematical assumptions, emphasizing the main differences with Papoulis' initial formulation [13].

#### A. Extended Class of Input Functions

The first essential difference is that our input signal space,  $\mathcal{H}$ , is considerably larger than the class of band-limited functions, or, in more general terms,  $V(\varphi) \subset \mathcal{H}$ . In principle, we can consider almost any input function  $f(x)$ , except that we want to make sure that all measurement sequences are well defined in the  $l_2$  sense. Specifically, our measurability constraint is as follows.

*Condition (A1):*

$$\forall f \in \mathcal{H}, \quad \sum_{i=1}^m \sum_{k \in \mathbb{Z}} |\langle f(x), \phi_i(x - mk) \rangle|^2 < +\infty$$

or, equivalently,  $\mathbf{g}_m \in l_2^m$ . Thus, we would expect the specification of an admissible input space  $\mathcal{H}$  to depend on the smoothness class and decay properties of the analysis functions  $\phi_i, i = 1, \dots, m$ . Interestingly enough, this is only partially the case. For instance, if the  $\phi_i$ 's are in  $L_2$ , then it is usually possible to consider any possible finite energy input function; i.e.,  $\mathcal{H} = L_2$ . This statement will be clarified in a companion paper [20]. If, on the other hand, we are dealing with generalized functions such as tempered distributions, we will usually need to consider more restrictive classes of input functions, e.g.,  $\mathcal{H} = S$  where  $S$  is Schwartz's class of

functions that are infinitely differentiable and of rapid descent in the sense that  $x^p f^{(q)}(x) \rightarrow 0$  as  $|x| \rightarrow +\infty$ , for any fixed positive integers  $p$  and  $q$ . In the case where the  $\phi_i$ 's are Dirac delta functions (interlaced sampling), we can also be less conservative and consider  $\mathcal{H} = W_2^1$  where  $W_2^p$  denotes Sobolev's space of order  $p$ ; i.e., the class of functions whose derivatives up to order  $p$  are well defined in the  $L_2$  sense. Note that such a smoothness constraint is sufficient for the samples of a function to be in  $l_2$  (cf. [5, Appendix II.A]).

### B. Reconstruction Subspaces

The next extension over Papoulis' theory is that we are considering the more general reconstruction models discussed in Section II-A. Specifically, the signal approximation produced by our system will have the form

$$\tilde{f}(x) = \sum_{k \in \mathbb{Z}} c(k) \varphi(x - k) \quad (10)$$

where the generating function  $\varphi(x)$  can be chosen almost arbitrarily—and not necessarily band-limited. Practically, the Riesz basis condition (2) gets translated into a relatively simple positivity and boundness constraint in the Fourier domain (cf. [3])

Condition (A2):

$$\begin{cases} A_\varphi = \text{ess inf}_{\omega \in [0, 2\pi)} \hat{a}_\varphi(e^{j\omega}) > 0 \\ B_\varphi = \text{ess sup}_{\omega \in [0, 2\pi)} \hat{a}_\varphi(e^{j\omega}) < +\infty \end{cases}$$

where  $\hat{a}_\varphi(z)$  is the  $z$ -transform of the autocorrelation sequence

$$a_\varphi(k) = \langle \varphi(x - k), \varphi(x) \rangle. \quad (11)$$

In other words, we want  $\hat{a}_\varphi(e^{j\omega})$  to be finite and nonvanishing almost everywhere for  $\omega \in [0, 2\pi)$ . This is a relatively weak constraint. In particular, condition (A2) is satisfied for the band-limited model with  $\varphi(x) = \text{sinc}(x)$  and for the various polynomial spline spaces that are generated by the compactly supported B-spline functions [14].

### C. Consistent Measurements

Because we have enlarged the class of admissible input functions to  $\mathcal{H}$ , we must give up Papoulis or Shannon's idea of an exact reconstruction. We will replace it with the notion of a *consistent* approximation of  $f(x)$  in  $V(\varphi)$ , that is, a reconstruction  $\tilde{f}(x) \in V(\varphi)$  that would produce the same set of measurements  $\{g_i(mk), k \in \mathbb{Z}\}_{i=1, \dots, m}$  if it was re-injected into the system. Specifically, we want to impose the *consistency requirement* for  $k \in \mathbb{Z}$  and  $i = 1, \dots, m$

$$\forall f \in \mathcal{H}, \quad \langle \tilde{f}(x), \phi_i(x - mk) \rangle = \langle f(x), \phi_i(x - mk) \rangle. \quad (12)$$

This means that  $f(x)$  and  $\tilde{f}(x)$  are essentially equivalent to the end user because they both look exactly the same through the measurement system which typically constitutes the only observation method available.

### D. Invertibility Condition

In the course of our derivation, we will need to take the convolution inverse of the  $m \times m$  matrix sequence  $\mathbf{A}_{\phi_\varphi}(k)$ , whose scalar entries are given by

$$[\mathbf{A}_{\phi_\varphi}]_{i,j}(k) = \langle \phi_i(x - mk), \varphi(x - j + 1) \rangle \quad (13)$$

$$= (h_i * \varphi)(mk - j + 1). \quad (14)$$

In view of Proposition 1, our invertibility requirement can therefore be formulated as follows.

Condition (A3):

$$\begin{cases} m_A^2 = \text{ess inf}_{\omega \in [0, 2\pi)} \lambda_{\min}[\hat{\mathbf{A}}_{\phi_\varphi}^T(e^{-j\omega}) \cdot \hat{\mathbf{A}}_{\phi_\varphi}(e^{j\omega})] > 0 \\ M_A^2 = \text{ess sup}_{\omega \in [0, 2\pi)} \lambda_{\max}[\hat{\mathbf{A}}_{\phi_\varphi}^T(e^{-j\omega}) \cdot \hat{\mathbf{A}}_{\phi_\varphi}(e^{j\omega})] < +\infty \end{cases}$$

where  $m_A$  and  $M_A$  are the corresponding bound constants.

## IV. RECONSTRUCTION PROCEDURE

### A. Generalized Sampling Theorem

*Theorem 1:* Under Assumptions (A1), (A2), and (A3), it is always possible to design a system that provides a consistent signal approximation in the sense of (12) for any input function  $f \in \mathcal{H}$ . The corresponding signal approximation admits the expansion

$$\tilde{f}(x) = \sum_{i=1}^m \sum_{k \in \mathbb{Z}} g_i(mk) \tilde{\phi}_i(x - mk) = \tilde{P}f(x) \quad (15)$$

and the underlying operator  $\tilde{P}$  is a projector from  $\mathcal{H}$  into  $V(\varphi)$ . The synthesis functions  $\tilde{\phi}_i$  are given by

$$\tilde{\phi}_i(x) = \sum_{k \in \mathbb{Z}} q_i(k) \varphi(x - k) \quad (i = 1, \dots, m) \quad (16)$$

where the filter sequences  $q_i(k)$  are determined as follows:

$$\begin{aligned} & [\hat{q}_1(z) \quad \dots \quad \hat{q}_m(z)] \\ & = [1 \quad z^{-1} \quad \dots \quad z^{-m+1}] \cdot \hat{\mathbf{A}}_{\phi_\varphi}^{-1}(z^m). \end{aligned} \quad (17)$$

The proof is deferred to Section IV-C. Let us now examine some of the consequences of this result. First, because the operator  $\tilde{P}$  is a projector, our result ensures a perfect reconstruction whenever the input signal is already included in the output space:  $\forall f \in V(\varphi), \tilde{P}f = f$ . This corresponds to the more restrictive framework used in the majority of published sampling theories [1], [6], [7], [8], [13], [15], [24]. The connection with univariate sampling in particular will be examined in Section IV-D. Second, it is not difficult to show that the functions  $\tilde{\phi}_i \in V(\varphi), i = 1, \dots, m$  are the duals of the  $\phi_i$ 's in the sense that they satisfy the biorthogonality property

$$\langle \phi_i(x - mk), \tilde{\phi}_j(x - ml) \rangle = \delta_{k-l, i-j}. \quad (18)$$

In particular, this implies that the functions  $\tilde{\phi}_i$  will be reconstructed exactly if they are reinjected into the system. Third, this theorem extends Papoulis result in [13] which corresponds to the particular case  $\mathcal{H} = V(\text{sinc}) = B_\pi$  where  $B_\pi$  denotes the subspace of finite energy functions that are band-limited

to the frequency interval  $\omega \in [-\pi, \pi]$ . Interestingly, it turns out that Papoulis' band-limited reconstruction formula also remains valid in our more general situation where the input signal is not necessarily band-limited. The explicit connection with his result will be given in Section V-C. However, we must insist on a fundamental difference in interpretation. Since obtaining an exact reconstruction of  $f(x)$  is in general not feasible for arbitrary inputs, we will reconstruct a function  $\tilde{f}(x) \in V(\varphi)$  that looks identical to  $f(x)$  when acquired through our measurement system. The same type of connection can also be made with the results by Djokovic and Vaidyanathan on the reconstruction of periodically nonuniformly sampled data in multiresolution subspaces [7], which again can be viewed as particular cases of our theory. Thus, one of the main strength of Theorem 1 is its generality: it provides a unifying perspective of many instances of generalized sampling, while extending the applicability of previous reconstruction procedures to the cases where the input signal is essentially arbitrary (i.e., not necessarily included within the reconstruction subspace).

Note that the consistent measurement condition (12) specifies  $\tilde{f}(x)$  in a unique way. In other words, there is only one projector  $\tilde{P}$  that can be specified in terms of the measurement values in Fig. 1. This projector is not necessarily the orthogonal one which corresponds to the minimum error solution. This raises the important question of performance which will be addressed in [20]. In particular, we will present a general  $L_2$  bound for the approximation error suggesting that our present solution is essentially equivalent to the optimal one.

### B. Reconstruction Algorithm

We will now derive the corresponding digital reconstruction algorithm, which will also allow us to prove Theorem 1 in a constructive manner. The main difficulty in writing down the system's equations is that we have to deal with a multirate system where the measurements are collected at  $1/m$  the reconstruction rate. To simplify the analysis, we can match the input and output sampling rates notationally by introducing an equivalent block representation of the reconstructed function

$$\tilde{f}(x) = \sum_{k \in \mathbb{Z}} \mathbf{c}_m^T(k) \Psi(x - mk) = \sum_{k \in \mathbb{Z}} \Psi^T(x - mk) \mathbf{c}_m(k) \quad (19)$$

where the  $m$ -vector  $\mathbf{c}_m(k)$  provides a block representation of the coefficient sequence  $c(k)$

$$\mathbf{c}_m(k) = \begin{bmatrix} c(mk) \\ c(mk+1) \\ \vdots \\ c(mk+m-1) \end{bmatrix} \quad (20)$$

and where

$$\Psi(x) = \begin{bmatrix} \varphi(x) \\ \varphi(x-1) \\ \vdots \\ \varphi(x-m+1) \end{bmatrix} \quad (21)$$

is the corresponding  $m$ -vector generating function.

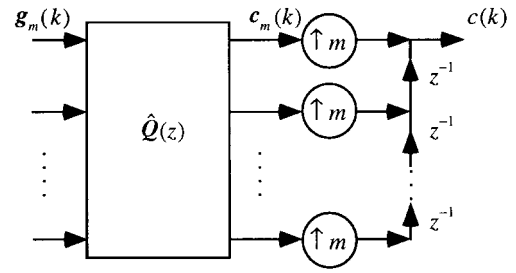


Fig. 2. Digital reconstruction algorithm. The block representation  $\mathbf{c}_m(k)$  of the coefficient sequence  $c(k)$  is obtained by multivariate filtering of the measurement vector  $\mathbf{g}_m(k)$ . The sequence is then unpacked by upsampling by a factor of  $m$  and summation of the delayed vector-components [cf. (25)].

Let us now reinject  $\tilde{f}$  into the system using its vector representation (19). By linearity, the consistency requirement (12) implies that

$$\mathbf{g}_m(k) = \sum_{k' \in \mathbb{Z}} \langle \Phi(x - mk), \Psi^T(x - mk') \rangle \cdot \mathbf{c}_m(k')$$

where we also use the vector representation  $\Phi(x) = (\phi_1(x), \phi_2(x), \dots, \phi_m(x))$  of the analysis functions (9). Making the change of variable  $l = k - k'$ , we get

$$\mathbf{g}_m(k) = \sum_{l \in \mathbb{Z}} \langle \Phi(x - ml), \Psi^T(x) \rangle \cdot \mathbf{c}_m(k - l)$$

a relation that can also be written in the form of a multivariate convolution

$$\mathbf{g}_m(k) = \sum_{l \in \mathbb{Z}} \mathbf{A}_{\phi\varphi}(l) \mathbf{c}_m(k - l) = (\mathbf{A}_{\phi\varphi} * \mathbf{c}_m)(k) \quad (22)$$

where  $\mathbf{A}_{\phi\varphi}(k) = \langle \Phi(x - mk), \Psi^T(x) \rangle$  is precisely the  $m \times m$  matrix sequence defined by (14). Therefore, we can solve the system by applying the inverse operator  $Q$

$$\mathbf{c}_m(k) = \sum_{l \in \mathbb{Z}} Q(l) \mathbf{g}_m(k - l) = (Q * \mathbf{g}_m)(k) \quad (23)$$

whose transfer function is

$$\hat{Q}(z) = \hat{\mathbf{A}}_{\phi\varphi}^{-1}(z). \quad (24)$$

This inverse is well defined because of the stability condition (A3); the norm of the deconvolution operator  $Q$  is precisely  $1/m_A$ . We have therefore established that a consistent approximation  $\tilde{f}$  in the form (10) or (19) exists. In addition, we have derived a practical filtering reconstruction algorithm (23), (24) that is schematically represented in Fig. 2.

We may also interpret the filtering operation (23) as a change of coordinate system. For instance, it can be shown that the dual basis functions in Theorem 1 also form a Riesz basis of  $V(\varphi)$  (cf. [20], Theorem 2). Thus, the system matrix  $\hat{\mathbf{A}}_{\phi\varphi}(z)$  contains all the information for performing the change of coordinate from  $\{\phi_i(x - mk)\}_{k \in \mathbb{Z}, i = 1, \dots, m}$  to  $\{\varphi(x - k)\}_{k \in \mathbb{Z}}$ , and vice versa.

### C. Proof of Theorem 1

We now proceed to complete the proof of Theorem 1. Because of our consistency requirement, the operator  $\tilde{P}$  that is specified by (19) and (23) is necessarily a projector; i.e.,  $\forall f \in \mathcal{H}$ ,  $(\tilde{P} \circ \tilde{P})f = \tilde{P}f \in V(\varphi)$ . To show that this approximation is equivalent to (15), we momentarily switch to the  $z$ -transform domain. First, we use the well-known polyphase identity (cf. [22])

$$\hat{c}(z) = [1 \quad z^{-1} \quad \dots \quad z^{-m+1}] \cdot \hat{\mathbf{c}}_m(z^m) \quad (25)$$

which relates the  $z$ -transforms of the sequence  $c(k)$  and its block-representation  $\mathbf{c}_m(k)$ . Next, we use the fact that  $\hat{\mathbf{c}}_m(z) = \hat{\mathbf{Q}}(z) \cdot \hat{\mathbf{g}}_m(z)$  and write

$$\begin{aligned} \hat{c}(z) &= [1 \quad z^{-1} \quad \dots \quad z^{-m+1}] \cdot \hat{\mathbf{Q}}(z^m) \cdot \hat{\mathbf{g}}_m(z^m) \\ &= [\hat{q}_1(z) \quad \dots \quad \hat{q}_m(z)] \cdot \hat{\mathbf{g}}_m(z^m) \end{aligned} \quad (26)$$

where the filters  $\hat{q}_i(z)$  are defined by (17). Using the time-domain equivalent of this last equation

$$c(k) = \sum_{i=1}^m \sum_{l \in \mathbb{Z}} g_i(ml) q_i(k - ml)$$

we make the following substitution in (10):

$$\begin{aligned} \tilde{f}(x) &= \sum_{k \in \mathbb{Z}} \sum_{i=1}^m \sum_{l \in \mathbb{Z}} g_i(ml) q_i(k - ml) \varphi(x - k) \\ &= \sum_{i=1}^m \sum_{l \in \mathbb{Z}} g_i(ml) \left( \sum_{k' \in \mathbb{Z}} q_i(k') \varphi(x - k' - ml) \right) \end{aligned}$$

with the change of variable  $k' = k - ml$ . Finally, we obtain (15) by identifying the term in parenthesis as  $\tilde{\phi}_i(x - ml)$  [cf. (16)].  $\square$

### D. Sampling in the Univariate Case

The simplest application of Theorem 1 corresponds to the univariate case with  $m = 1$ . In this case, we recover the basic results of the sampling theory for nonideal acquisition devices proposed in [17]. Specifically, we have the reconstruction formula

$$\tilde{P}f(x) = \sum_{k \in \mathbb{Z}} \langle f(x), \phi(x - k) \rangle \tilde{\phi}(x - k) \quad (27)$$

with the synthesis function

$$\tilde{\phi}(x) = \sum_{k \in \mathbb{Z}} q(k) \varphi(x - k). \quad (28)$$

The sequence  $q(k)$  in (28) also represents the impulse response of the reconstruction filter. Using (17) and (14), we obtain the following expression for its transfer function:

$$\hat{q}(z) = \frac{1}{\sum_{k \in \mathbb{Z}} a_{\phi\varphi}(k) z^{-k}} \quad (29)$$

where  $a_{\phi\varphi}(k) = \langle \phi(x - k), \varphi(x) \rangle$ .

We will now show that we can use these results to recover the sampling theorems of Walter and Janssen [8], [24]. The

latter situation corresponds to the choice  $\phi(x) = \delta(t - a)$ , where  $a$  is a shift parameter. Walter only considers the standard interpolation formula with  $a = 0$ . First, we observe that  $\langle f(x), \phi(x - k) \rangle = f(k + a)$  where we assume that  $f(x)$  is sufficiently smooth for its samples to be in  $l_2$ . We then place ourselves in the case of a perfect reconstruction by restricting the class of admissible input signals to  $\mathcal{H} = V(\varphi)$ ; (27) then reduces to Janssen's shifted-interpolation formula

$$\forall f \in V(\varphi), \quad f(x) = \tilde{P}_a f(x) = \sum_{k \in \mathbb{Z}} f(k + a) \tilde{\phi}_a(x - k). \quad (30)$$

Likewise, we find that  $a_{\phi\varphi}(k) = \varphi(k + a)$ , which specifies the corresponding reconstruction filter. If we now consider the resulting form of (29) for  $z = e^{j\omega}$ , we find that its denominator is  $Z\varphi(a, \omega) = \sum_{k \in \mathbb{Z}} \varphi(a + k) e^{-jk\omega}$ , which is the Zak transform of  $\varphi$  evaluated at  $t = a$  [8].

## V. POLYPHASE AND MODULATION ANALYSIS

Here, we will reexamine our generalized sampling equations using some of the basic tools of multirate signal processing. Our motivation is twofold. First, we want to provide alternative techniques for writing down the system's equation, so that we can select the approach that is best suited for the application at hand. Second, we want to make the connection with Papoulis' earlier result for the band-limited case more apparent.

### A. Polyphase Representation

We have seen that our system is entirely specified once we have determined the  $z$ -transform of the cross-correlation matrix  $\mathbf{A}_{\phi\varphi}(k)$  [cf. (14)]. The determination of this transfer function matrix may be facilitated if we introduce the auxiliary analysis sequences

$$a_i(k) = (h_i * \varphi)(k) \quad (i = 1, \dots, m), \quad (31)$$

The  $z$ -transform of these sequences may be decomposed as follows:

$$\hat{a}_i(z) = \sum_{k \in \mathbb{Z}} a_i(k) z^{-k} = \sum_{l=0}^{m-1} z^l \hat{a}_{i,l}(z^m) \quad (32)$$

where

$$\hat{a}_{i,l}(z) = \sum_{k \in \mathbb{Z}} a_i(mk - l) z^{-k} \quad (33)$$

is the so-called  $l$ th polyphase component of the analysis filter  $a_i$  (cf. [22, eq. (3.4.7), p. 162]). Using the basic definition (cf. [22, eq. (3.4.8), p. 162]), we can then write the polyphase matrix of our auxiliary analysis filter bank

$$\hat{\mathbf{A}}_{\text{poly}}(z) = \begin{bmatrix} \hat{a}_{1,0}(z) & \dots & \hat{a}_{1,m-1}(z) \\ \vdots & & \vdots \\ \hat{a}_{m,0}(z) & \dots & \hat{a}_{m,m-1}(z) \end{bmatrix} = \hat{\mathbf{A}}_{\phi\varphi}(z) \quad (34)$$

which is precisely the  $z$ -transform of  $\mathbf{A}_{\phi\varphi}(k)$ . Thus, we have effectively shown that the process of determining  $\hat{\mathbf{A}}_{\phi\varphi}(z)$  is equivalent to computing the polyphase representation of the auxiliary filter bank  $\hat{a}_1(z), \dots, \hat{a}_m(z)$ .

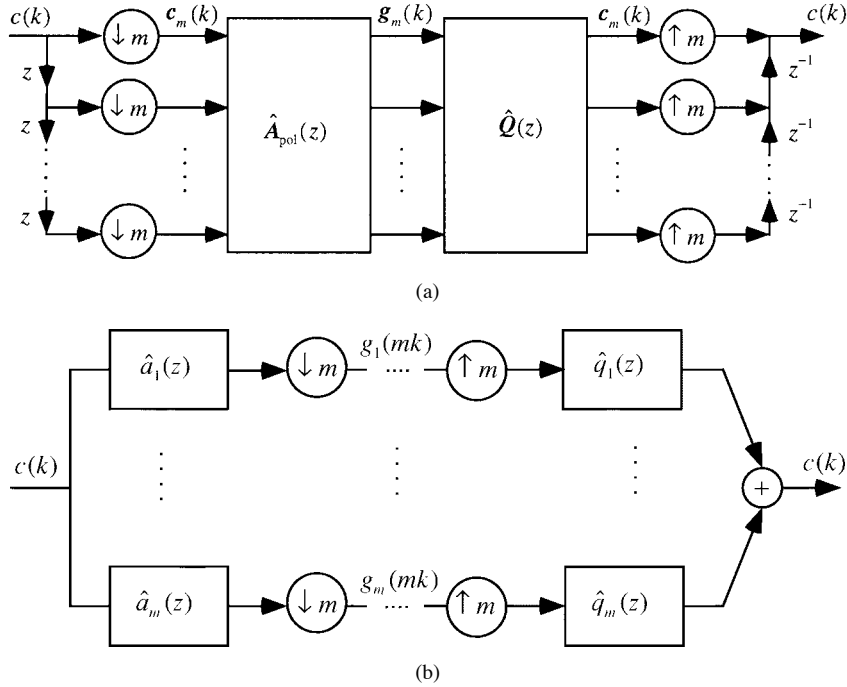


Fig. 3. Generalized sampling and the filter bank interpretation. (a) Polyphase representation of the analysis/reconstruction system. (b) Equivalent  $m$  channel perfect reconstruction filter bank.

Thanks to this representation, we can now implement the process of reinjecting the function  $\tilde{f}(x) = \sum_{k \in \mathbb{Z}} c(k)\varphi(x-k)$  into our system by using the analysis stage of an equivalent multirate filter bank. In this way, we can interpret the various filtering sequences that have been defined so far in terms of the component of the perfect reconstruction filter bank shown in Fig. 3. The polyphase representation of this system is given in the upper block diagram. The analysis part corresponds to the multivariate convolution (22), while the synthesis part implements the reconstruction algorithm. The condition for a perfect reconstruction is  $\hat{Q}(z) \cdot \hat{A}_{\text{poly}}(z) = \mathbf{I}$ , which is obviously equivalent to (24). The block diagram in Fig. 3(b) provides the equivalent  $m$ -band perfect reconstruction filter bank interpretation of the system. Switching from one representation to the other is achieved easily by using the standard identities for multirate systems [22]. Similar to the relation (17) that exists between  $q$  and  $Q$ , we have that

$$\begin{bmatrix} \hat{a}_1(z) \\ \hat{a}_2(z) \\ \vdots \\ \hat{a}_m(z) \end{bmatrix} = \hat{A}_{\text{poly}}(z^m) \begin{bmatrix} 1 \\ z \\ \vdots \\ z^{m-1} \end{bmatrix} \quad (35)$$

which is matrix form of (32). From Fig. 3(b), it is thus clear that the auxiliary analysis sequences  $a_i(k)$  are the duals of the synthesis sequences  $q_i(k)$  in Theorem 1.

### B. Modulation Representation

An alternative way of characterizing an analysis filter bank is to use the modulation matrix (cf. [22]), which is defined as follows:

$$\hat{A}_{\text{mod}}(z) = \begin{bmatrix} \hat{a}_1(z) & \hat{a}_2(zW_m) & \cdots & \hat{a}_1(zW_m^{m-1}) \\ \vdots & \vdots & & \vdots \\ \hat{a}_m(z) & \hat{a}_m(zW_m) & \cdots & \hat{a}_m(zW_m^{m-1}) \end{bmatrix} \quad (36)$$

where  $W_m = e^{j2\pi/m}$ . This representation has a particularly simple interpretation in the Fourier domain where the modulation takes the form of a simple frequency shift shown in (37) at the bottom of the page. There is a well-known equivalence between the modulation and polyphase representations; it is expressed by the relation (cf. [22, problem 3.22])

$$\hat{A}_{\text{mod}}(z) = \hat{A}_{\text{poly}}(z^m) \cdot \mathbf{D}(z) \cdot \mathbf{F}_m \quad (38)$$

where  $\mathbf{D}(z) = \text{diag}(1, z, \dots, z^{m-1})$  and where  $\mathbf{F}_m$  is the  $m \times m$  discrete Fourier matrix with entries  $[\mathbf{F}_m]_{k,l} = (1/m)W_m^{kl}$ , where  $k, l = 0, \dots, m-1$ . Similarly, if we know the modulation matrix  $\hat{A}_{\text{mod}}(z)$ , we can always obtain the polyphase matrix by applying the inverse relation

$$\hat{A}_{\text{poly}}(z^m) = \hat{A}_{\text{mod}}(z) \cdot \mathbf{F}_m^{-1} \cdot \mathbf{D}(z^{-1}). \quad (39)$$

This leads to another direct way of obtaining the dual basis functions in Theorem 1.

$$\hat{A}_{\text{mod}}(e^{j\omega}) = \begin{bmatrix} \hat{a}_1(e^{j\omega}) & \hat{a}_1(e^{j(\omega+2\pi/m)}) & \cdots & \hat{a}_1(e^{j(\omega+[(m-1)2\pi]/m)}) \\ \vdots & \vdots & & \vdots \\ \hat{a}_m(e^{j\omega}) & \hat{a}_m(e^{j(\omega+2\pi/m)}) & \cdots & \hat{a}_m(e^{j(\omega+[(m-1)2\pi]/m)}) \end{bmatrix} \quad (37)$$

*Proposition 2:* The filter sequences  $q_i(k)$  for the synthesis functions  $\tilde{\phi}_i$  in (16) are given by

$$[\hat{q}_1(z) \ \cdots \ \hat{q}_m(z)] = [1 \ 0 \ \cdots \ 0] \cdot \hat{\mathbf{A}}_{\text{mod}}^{-1}(z) \quad (40)$$

where  $\hat{\mathbf{A}}_{\text{mod}}(z)$  is the modulation matrix defined by (36).

*Proof:* Starting from (39), we can easily obtain an expression for the inverse matrix:

$$\hat{\mathbf{A}}_{\text{poly}}^{-1}(z^m) = \mathbf{D}(z) \cdot \mathbf{F}_m \cdot \hat{\mathbf{A}}_{\text{mod}}^{-1}(z). \quad (41)$$

Next, we substitute this expression in (17) and make the following simplifications

$$\begin{aligned} & [\hat{q}_1(z) \ \cdots \ \hat{q}_m(z)] \\ &= [1 \ z^{-1} \ \cdots \ z^{-m+1}] \cdot \mathbf{D}(z) \cdot \mathbf{F}_m \cdot \hat{\mathbf{A}}_{\text{mod}}^{-1}(z) \\ &= [1 \ 1 \ \cdots \ 1] \cdot \mathbf{F}_m \cdot \hat{\mathbf{A}}_{\text{mod}}^{-1}(z) \\ &= [1 \ 0 \ \cdots \ 0] \cdot \hat{\mathbf{A}}_{\text{mod}}^{-1}(z) \end{aligned}$$

where the last step uses the fact that  $(1, \dots, 1)$  is colinear to the first column vector of  $\mathbf{F}_m$  and therefore perpendicular to all the others ( $\mathbf{F}_m$  is an orthogonal matrix). ■

### C. The Band-Limited Case

Proposition 2 is especially interesting because it provides the connection with Papoulis' derivation for the band-limited case, which he carried out entirely in the frequency domain [13]. For the particular case  $\varphi(x) = \text{sinc}(x)$ , we can easily derive the frequency response of our auxiliary analysis sequences

$$\hat{a}_i(e^{j\omega}) = \hat{h}_i(\omega), \quad \omega \in [-\pi, \pi] \quad (42)$$

where  $\hat{h}_i(\omega)$  is the Fourier transform of the continuous time analysis filter  $h_i(x)$ . This suggests writing down the solution in the Fourier domain using the modulation formalism. In fact, the modulation matrix  $\hat{\mathbf{A}}_{\text{mod}}(e^{j\omega})$  also appears implicitly in the work of Papoulis (cf. [13, eq. (7)]).

While Papoulis' auxiliary variables  $Y_i(\omega, t)$  differ by a phase factor from the one used here, his approach is essentially equivalent to the following computational procedure:

- Determine the Fourier matrix (37) using the relation

$$\begin{aligned} & \hat{a}_i\left(e^{j(\omega+2l\pi/m)}\right) \\ &= \begin{cases} \hat{h}_i\left(\omega + \frac{2l\pi}{m}\right), & -\pi \leq \omega < \pi - \frac{2l\pi}{m} \\ \hat{h}_i\left(\omega + \frac{2l\pi}{m} - 2\pi\right), & \pi - \frac{2l\pi}{m} \leq \omega \leq \pi \end{cases} \quad (43) \end{aligned}$$

which follows from (42) and the fact that  $\hat{a}_i(e^{j\omega})$  is  $2\pi$ -periodic.

- Apply (40) in Proposition 2 with  $z = e^{j\omega}$  to determine the Fourier transforms  $\hat{q}_i(e^{j\omega})$ .
- Perform an inverse discrete Fourier transform to recover the synthesis coefficients  $q_i(k)$  in the signal domain.

This is, in essence, the reconstruction algorithm proposed by Brown [6]. Also note that we are in the special situation where the generating function has the interpolation property; i.e.,  $\varphi(k) = \delta_k$ . Thus, the reconstruction sequences correspond to the integer samples of the synthesis functions; i.e.,  $q_i(k) = \tilde{\phi}_i(k)$ ,  $i = 1, \dots, m$ .

Specific instances of generalized sampling have been discussed by a number of authors, including Papoulis and Marks, in the more restrictive band-limited framework [12], [13]. As mentioned in Section IV-A, these band-limited reconstruction formulas are also applicable here, under the weaker measurability constraint (A1) where the input  $f(x) \in \mathcal{H}$  is not necessarily band-limited.

## VI. NONBAND-LIMITED EXAMPLES

Since most of the results for  $\varphi(x) = \text{sinc}(x)$  are well known, we will illustrate our theory with examples of reconstruction in the subspace of polynomial splines of degree  $n$ . This corresponds to the choice  $\varphi(x) = \beta^n(x)$ , where  $\beta^n$  is the centered B-spline of degree  $n$  [14], [18].

### A. Example 1: Interlaced Sampling

In this very structured form of nonuniform sampling, the samples are acquired at  $m$  distinct locations  $\Delta t_1, \dots, \Delta t_m$  within the basic sampling period  $m$ . This type of data acquisition is also sometimes referred to as bunched sampling [13], or periodically nonuniform sampling [7]. Here, we consider the case  $m = 2$ , with  $\Delta t_1 = 0$  and  $0 \leq \Delta t_2 = \Delta t \leq m$ . The corresponding analysis filters in the block diagram in Fig. 1 are  $h_1(x) = \delta(x)$  and  $h_2(x) = \delta(x + \Delta t)$ , or, equivalently,  $\phi_1(x) = \delta(x)$  and  $\phi_2(x) = \delta(x - \Delta t)$ . Thus, the auxiliary analysis sequences  $a_i(k)$  in (31) are given by

$$a_1(k) = \varphi(k) \quad (44)$$

$$a_2(k) = \varphi(k + \Delta t). \quad (45)$$

For the signal samples to be in  $l_2$ , we consider the input space  $\mathcal{H} = W_2^1$ , which is slightly more restrictive than all of  $L_2$ . Let us now be more specific and perform a reconstruction in the space of cubic splines with  $\varphi(x) = \beta^3(x)$ . For the example  $\Delta t = 1/2$ , we determine the polyphase matrix

$$\hat{\mathbf{A}}_{\text{poly}}(z) = \hat{\mathbf{A}}_{\phi\varphi}(z) = \begin{bmatrix} \frac{2}{3} & \frac{1+z^{-1}}{6} \\ \frac{23+z}{48} & \frac{23+z^{-1}}{48} \end{bmatrix}. \quad (46)$$

We also compute the two bound constants  $m_A = 0.164337$  and  $M_A = 1.01417$  in (A3); this shows that the system is well defined. We then obtain the reconstruction filter by simple matrix inversion [cf. (24)]

$$\hat{\mathbf{Q}}_1(z) = \frac{6}{-19+68z-z^2} \begin{bmatrix} 1+23z & -8-8z \\ -23z-z^2 & 32z \end{bmatrix}. \quad (47)$$

This matrix is rational and nonvanishing on the unit circle (the poles are 0.2806 and 67.72). Thus,  $\hat{\mathbf{Q}}_1(z)$  describes a stable infinite impulse response (IIR) matrix filter. The system is obviously noncausal but it can nevertheless be implemented recursively using a cascade of first-order causal and anticausal



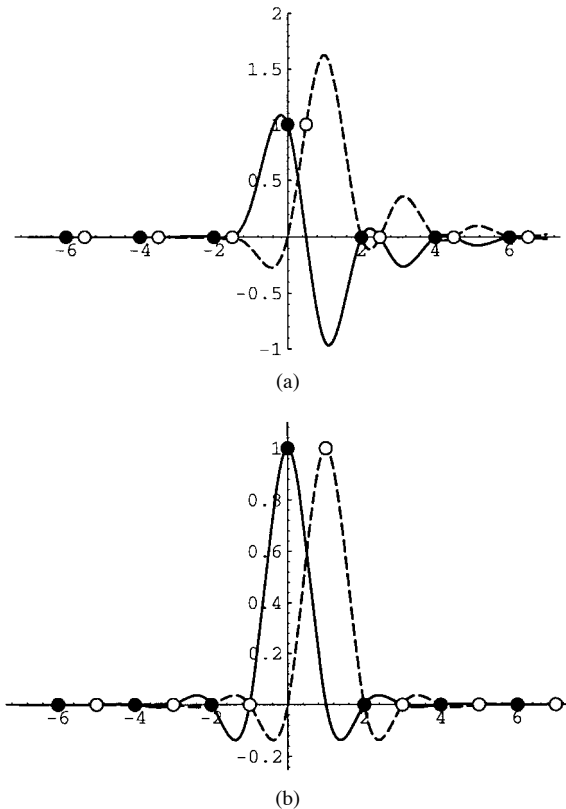


Fig. 4. The cubic spline reconstruction functions  $\tilde{\phi}_1(x)$  and  $\tilde{\phi}_2(x)$  for interlaced sampling in the two-channel case. The sampling locations in the first and second channel are marked by black and white circles, respectively. (a)  $\Delta t = 1/2$ ; (b)  $\Delta t = 1$  (uniform sampling).

filters. A univariate version of such a spline interpolation algorithm is described in [19]. The corresponding cubic spline reconstruction functions, which were specified by (16) and (17), are shown in Fig. 4(a). Observe how the  $\tilde{\phi}_i$ 's take the value one at the location of their respective sample, and how they vanish at all other sampling positions which are marked by small circles. This property is a direct consequence of the biorthogonality condition (18). In order to cross check the theory, we also considered the case  $\Delta t = 1$  which corresponds to a uniform sampling. The reconstruction functions are shown in Fig. 4(b). Indeed, these functions are shifted versions of the so-called cardinal spline interpolation function whose properties are discussed in [1]. Note that all these interlaced spline interpolators are very similar to their sinc-counterparts which have been investigated by Papoulis and Marks [12], [13]. Their main advantage is that they have a much faster (exponential) decay.

Other examples of interlaced sampling can also be found in the work of Djokovic and Vaidyanathan [7]. As we have already remarked, their reconstruction procedure, which was derived under the stronger assumption  $\mathcal{H} = V(\varphi)$ , is also transposable to our more general context—the computational solutions (reconstruction filter banks) are rigorously equivalent. These authors were especially interested in displaying cases where the synthesis functions are compactly supported. They showed that FIR solutions can be obtained provided that the support of  $\varphi$  is lesser than or equal to the number

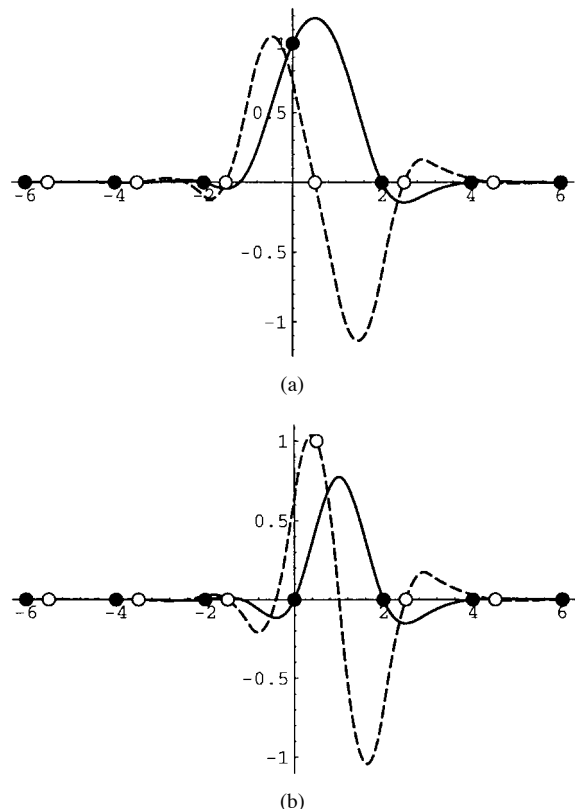


Fig. 5. Cubic spline reconstruction functions for the interlaced first derivative sampling with  $\Delta t = 1/2$ : (a)  $\tilde{\phi}_1(x)$  and its first derivative; (b)  $\tilde{\phi}_2(x)$  and its first derivative. The derivative functions (dotted lines) are quadratic splines. The sampling locations in the first and second channel are marked by black and white circles, respectively.

of channels  $m$ . The down side is that the samples typically need to be tightly bunched together (e.g.,  $0 \leq \Delta t_i < 1, i = 1, \dots, m$ ), which may have a negative impact on the stability of the algorithm [20].

### B. Example 2: Interlaced Derivative Sampling

We consider the case  $m = 2$ , where we take one sample of the input signal and one sample of its  $p$ th derivative with an offset  $0 \leq \Delta t \leq 2$ . The corresponding analysis filters are  $h_1(x) = \delta(x)$  and  $\delta^{(p)}(x + \Delta t)$ , where  $\delta^{(p)}(x)$  denotes the  $p$ th derivative of the Dirac–delta function. Thus, the first auxiliary analysis sequence  $a_1(k)$  remains the same as before [cf. (44)], while the second is now given by

$$a_2(k) = \varphi^{(p)}(k + \Delta t) \quad (48)$$

where  $\varphi^{(p)}(x)$  is the  $p$ th derivative of the generating function  $\varphi$ . In the case of B-splines, we use the well-known relation

$$\frac{d^p \beta^n(x)}{dx^p} = \beta^{n-1} \left( x + \frac{1}{2} \right) - \beta^{n-1} \left( x - \frac{1}{2} \right). \quad (49)$$

In order to satisfy our measurability constraint (A1), we can consider the input space  $\mathcal{H} = W_2^{p+1}$  which is sufficient to ensure that the samples of the function and its derivatives are

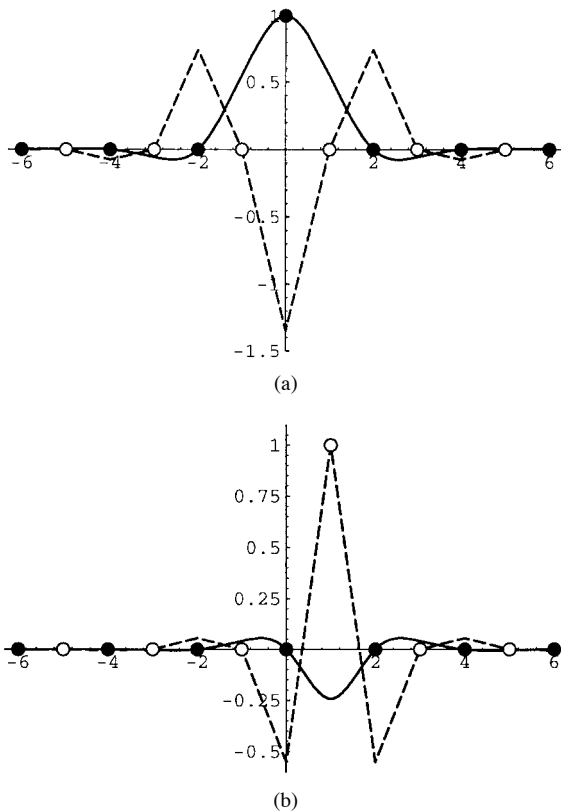


Fig. 6. Cubic spline reconstruction functions for the interlaced second derivative sampling with  $\Delta t = 1$ : (a)  $\hat{\phi}_1(x)$  and its second derivative; (b)  $\hat{\phi}_2(x)$  and its second derivative. The second derivative functions (dotted lines) are piecewise linear. The sampling locations in the first and second channel are marked by black and white circles, respectively.

in  $l_2$ . Let us now consider some examples of reconstruction in the space of cubic splines with  $\varphi(x) = \beta^3(x)$ . For  $p = 1$  (first derivative) and  $\Delta t = 1/2$ , we can make the cross-correlation matrix calculations and derive the reconstruction filter

$$\hat{Q}_2(z) = \frac{1}{-1 - 24z + z^2} \begin{bmatrix} 6 - 30z & 8 + 8z \\ -30z + 6z^2 & -32z \end{bmatrix}. \quad (50)$$

Note that one can also obtain FIR solutions using lower order splines; for example,  $n = 2$  with  $\Delta = 0$  (cf. [7, Example 3.1]).

We now turn to the second derivative example with  $p = 2$ . Unfortunately,  $\Delta t = 1/2$  is one of the few points where the system is not well defined; this raises the important issue of stability which is treated in more detail in [20]. For  $\Delta t = 1$ , the invertibility condition (A3) is satisfied and we find that

$$\hat{Q}_3(z) = \frac{1}{1 + 10z + z^2} \begin{bmatrix} 12z & 1 + z \\ 6z + 6z^2 & -4z \end{bmatrix}. \quad (51)$$

The corresponding cubic spline reconstruction functions are shown in Figs. 5 and 6, respectively. Note that  $\hat{\phi}_1(0) = 1$  and  $\hat{\phi}_2^{(p)}(\Delta t) = 1$ , at the precise position of their respective sample. Otherwise, these functions are all zero at the sampling locations in the first channel (black circle), and their first (respectively, second) derivative vanish at the sampling locations in the second channel (white circle).

## VII. CONCLUSION

In this paper, we have addressed the problem of the reconstruction of a continuous-time function  $f(x)$  from the critically sampled outputs of  $m$  linear analog filters. The generalized sampling theory that we propose has the following novel features.

- The system that has been described reconstructs functions within a generic discrete/continuous reconstruction space  $V(\varphi)$ . Depending on the choice of  $\varphi$ , the reconstructed signal can be a band-limited function, a spline, or a function that lies in any of the multiresolution spaces associated with the wavelet transform.
- In contrast with Papoulis' theory, the input signal  $f(x)$  is no longer constrained to be band-limited. It can be an arbitrary function  $f(x) \in \mathcal{H}$ , where  $\mathcal{H}$  is a space considerably larger than  $V(\varphi)$ . Of course, the price to pay is that the reconstruction  $\tilde{f}(x)$  will not always be exact. However, it will be a meaningful approximation that is consistent with  $f(x)$  in the sense that it yields exactly the same measurements.
- The reconstructed signal  $\tilde{f}(x)$  is obtained by projecting the input  $f(x)$  onto the reconstruction subspace  $V(\varphi)$ . The reconstruction will be exact if and only if  $f(x) \in V(\varphi)$ , which corresponds to the more restricted framework of conventional sampling theories (cf. Shannon and Papoulis).
- The theory yields a simple reconstruction algorithm that involves a multivariate matrix filter. The reconstruction process can also be interpreted in terms of a perfect reconstruction filter bank.

In addition, we have presented two equivalent representations of our solution that should facilitate the specification of the reconstruction algorithm for any given application. Generally speaking, the use of the polyphase representation is indicated when the basis functions are compactly supported (B-splines or wavelets), while the modulation analysis is more appropriate for performing a band-limited reconstruction. There are two additional aspects of the problem that are addressed in a companion paper [20]. The first is the issue of stability and robustness to noise which depends on the conditioning of the underlying system of linear equations. The second is the issue of performance: since our reconstruction  $\tilde{f}(x)$  is not necessarily exact, we want to have some guarantee that it is sufficiently close to the optimal—but generally nonrealizable—estimate which is the least squares solution; i.e., the orthogonal projection of  $f(x)$  into  $V(\varphi)$ .

## REFERENCES

- [1] A. Aldroubi, M. Unser, and M. Eden, "Cardinal spline filters: Stability and convergence to the ideal sinc interpolator," *Signal Processing*, vol. 28, no. 2, pp. 127–138, 1992.
- [2] A. Aldroubi and M. Unser, "Families of multiresolution and wavelet spaces with optimal properties," *Numer. Function. Anal. Optimiz.*, vol. 14, nos. 5–6, pp. 417–446, 1993.
- [3] ———, "Sampling procedures in function spaces and asymptotic equivalence with Shannon's sampling theory," *Numer. Function. Anal. Optimiz.*, vol. 15, nos. 1–2, pp. 1–21, 1994.
- [4] A. Aldroubi, "Oblique projections in atomic spaces," in *Proc. Amer. Math. Soc.*, 1996, vol. 124, no. 7, pp. 2051–2060.

- [5] T. Blu and M. Unser, "Approximation error for quasiinterpolators and (multi-)wavelet expansions," *Appl. Computation. Harmonic Anal.*, to be published.
- [6] J. L. Brown, "Multi-channel sampling of lowpass-pass signals," *IEEE Trans. Circuit Syst.*, vol. 28, pp. 101–106, 1981.
- [7] I. Djokovic and P. P. Vaidyanathan, "Generalized sampling theorems in multiresolution subspaces," *IEEE Trans. Signal Processing*, vol. 45, pp. 583–599, 1997.
- [8] A. J. E. M. Janssen, "The Zak transform and sampling theorems for wavelet subspaces," *IEEE Trans. Signal Processing*, vol. 41, pp. 3360–3364, 1993.
- [9] A. J. Jerri, "The Shannon sampling theorem—Its various extensions and applications: A tutorial review," *Proc. IEEE*, 1997, vol. 65, no. 11, pp. 1565–1596.
- [10] D. A. Linden, "A discussion of sampling theorems," in *Proc. IRE*, 1959, vol. 47, pp. 1219–1226.
- [11] S. G. Mallat, "A theory of multiresolution signal decomposition: The wavelet representation," *IEEE Trans. Pattern Anal. Machine Intell.*, vol. PAMI-11, pp. 674–693, 1989.
- [12] R. J. Marks, II, *Introduction to Shannon Sampling Theory*. New York: Springer-Verlag, 1991.
- [13] A. Papoulis, "Generalized sampling expansion," *IEEE Trans. Circuits Syst.*, vol. 24, pp. 652–654, 1977.
- [14] I. J. Schoenberg, *Cardinal Spline Interpolation*. Philadelphia, PA: SIAM, 1973.
- [15] C. E. Shannon, "Communication in the presence of noise," *Proc. I.R.E.*, 1949, vol. 37, pp. 10–21.
- [16] H. Shekarforoush, M. Berthod, and J. Zerubia, "3D super-resolution using generalized sampling expansion," in *Proc. Int. Conf. Image Processing*, Washington, DC, Oct. 23–26, 1995, vol. II, pp. 300–303.
- [17] M. Unser and A. Aldroubi, "A general sampling theory for non-ideal acquisition devices," *IEEE Trans. Signal Processing*, vol. 42, pp. 2915–2925, 1994.
- [18] M. Unser, A. Aldroubi, and M. Eden, "Polynomial spline signal approximations: Filter design and asymptotic equivalence with Shannon's sampling theorem," *IEEE Trans. Inform. Theory*, vol. 38, pp. 95–103, 1992.
- [19] ———, "B-spline signal processing. Part II: Efficient design and applications," *IEEE Trans. Signal Processing*, vol. 41, pp. 834–848, Feb. 1993.
- [20] M. Unser and J. Zerubia, "Generalized sampling: Stability and performance analysis," *IEEE Trans. Signal Processing*, vol. 45, pp. 2941–2950, Dec. 1997.
- [21] H. Ur and D. Gross, "Improved resolution from subpixel shifted pictures," *Computer Vis., Graph., Image Processing*, vol. 54, no. 2, pp. 181–186, 1991.
- [22] M. Vetterli and J. Kovacevic, *Wavelets and Subband Coding*. Englewood Cliffs, NJ: Prentice Hall, 1995.
- [23] M. J. Vrhel and B. L. Trus, "Multi-channel restoration of electron micrographs," in *Proc. Int. Conf. Image Processing*, Washington, DC, Oct. 23–26, 1995, vol. II, pp. 516–519.
- [24] G. G. Walter, "A sampling theorem for wavelet subspaces," *IEEE Trans. Inform. Theory*, vol. 38, pp. 881–884, 1992.
- [25] J. L. Yen, "On the nonuniform sampling of bandwidth limited signals," *IRE Trans. Circuit Theory*, vol. CT-3, pp. 251–257, 1956.



**Michael Unser** (M'89–SM'94) was born in Zug, Switzerland, on April 9, 1958. He received the M.S. (*summa cum laude*) and Ph.D. degrees in electrical engineering in 1981 and 1984, respectively, from the Swiss Federal Institute of Technology in Lausanne, Switzerland.

From 1985 to 1997, he was with the Biomedical Engineering and Instrumentation Program, National Institutes of Health, Bethesda, MD, where he had been heading the Image Processing Group. He is now Professor of Biomedical Image Processing at the Swiss Federal Institute of Technology in Lausanne, Switzerland. His research interests include the application of image processing and pattern recognition techniques to various biomedical problems, multiresolution algorithms, wavelet transforms, and the use of splines in signal processing. He is the author of more than 60 published journal papers in these areas.

Dr. Unser serves as an Associate Editor for the IEEE SIGNAL PROCESSING LETTERS, and is a member of the Image and Multidimensional Signal Processing Committee of the IEEE Signal Processing Society. He is also on the editorial boards of SIGNAL PROCESSING, PATTERN RECOGNITION, and was a former Associate Editor (1992–1995) for the IEEE TRANSACTIONS ON IMAGE PROCESSING. He co-organized the 1994 IEEE-EMBS Workshop on *Wavelets in Medicine and Biology*, and serves as conference chair for SPIE's *Wavelet Applications in Signal and Image Processing*, which has been held annually since 1993. He received the Dommer prize for excellence from the Swiss Federal Institute of Technology in 1981, the research prize of the Brown-Bowyer Corporation (Switzerland) for his thesis in 1984, and the IEEE Signal Processing Society's 1995 Best Paper Award (IMDSP technical area) for a TRANSACTIONS paper with A. Aldroubi and M. Eden on B-spline signal processing.



**Josiane Zerubia** received the electrical engineer degree from ENSIEG, Grenoble, France, in 1981; the doctor engineer degree in 1986, the Ph.D. degree in 1988, and the "Habilitation" in 1994. She has been a permanent Research Scientist at INRIA since 1989.

She has been Director of Research since July 1995 and head of the remote sensing laboratory PASTIS (INRIA Sophia-Antipolis) since November 1995. She was with the Signal and Image Processing Institute of the University of Southern California (USC) in Los Angeles as a Post-Doctoral Researcher. She has also worked as a Researcher for the LASSY (University of Nice and CNRS) from 1984 to 1988 and in the Research Laboratory of Hewlett Packard in France and in Palo Alto, CA, from 1982 to 1984. Her current interest is image processing, in particular, image restoration, image segmentation/classification, perceptual grouping, and superresolution, using probabilistic models or neural networks. She also works on parameter estimation and optimization techniques.

Dr. Zerubia has been a member of the New York Academy of Sciences since 1996.