

# A “green” variation of the Hirao reaction: the P–C coupling of diethyl phosphite, alkyl phenyl-*H*-phosphinates and secondary phosphine oxides with bromoarenes using a P-ligand-free Pd(OAc)<sub>2</sub> catalyst under microwave and solvent-free conditions†

 Cite this: *RSC Adv.*, 2014, 4, 22808

György Keglevich,\* Erzsébet Jablonkai and László B. Balázs

The P–C coupling of diethyl phosphite, alkyl phenyl-*H*-phosphinates, diphenylphosphine oxide and dialkylphosphine oxides with bromoarenes may be performed in the presence of a P-ligand-free Pd(OAc)<sub>2</sub> catalyst and triethylamine under microwave-assisted (MW) and, in almost all cases, solvent-free conditions to afford diethyl arylphosphonates, alkyl diphenylphosphinates, aryl diphenylphosphine oxides and dialkylphenylphosphine oxides, respectively. This is the “greenest” accomplishment of the well-known Hirao reaction that has now been found to have general application for a broad spectrum of >P(O)H species with different reactivity and a great variety of substituted bromobenzenes. The alkyl phenyl-*H*-phosphinates were prepared by the MW-promoted alkylation of phenyl-*H*-phosphinic acid in the absence of any solvent.

 Received 11th April 2014  
 Accepted 30th April 2014

DOI: 10.1039/c4ra03292f

[www.rsc.org/advances](http://www.rsc.org/advances)

## Introduction

The synthesis of aryl phosphonates and related derivatives is a focus of interest these days.<sup>2</sup> The preparation of aryl phosphonates by the Arbuzov reaction of trialkyl phosphites and aryl halides is possible only under special conditions due to the lower reactivity of aryl halides.<sup>3,4</sup> The most suitable method for the synthesis of aryl phosphonates is the Hirao reaction comprising a P–C coupling between a dialkyl phosphite (*H*-phosphonate) and an aryl or vinyl halide (or another aryl derivative) in the presence of Pd(PPh<sub>3</sub>)<sub>4</sub> as the catalyst, and in most cases, triethylamine as the base in different solvents.<sup>5–12</sup> The first examples of the Hirao reaction included also the preparation of vinyl phosphates from vinyl halides. Many variations and applications of the Hirao reaction have been described; the coupling was extended to *H*-phosphinates, secondary phosphine oxides and other P-reactants, as well as to other Pd(0) complexes and Pd(II) salts applied in the presence of suitable P-ligands.<sup>2</sup> According to one method, the P–C coupling was enhanced by microwave (MW) irradiation, but this method did not bring a breakthrough, as Pd(PPh<sub>3</sub>)<sub>4</sub> and THF had to be used.<sup>13</sup> In another case,<sup>14</sup> MW irradiation also had only an

accelerating effect. It was a milestone, when attempts were made to replace Pd(PPh<sub>3</sub>)<sub>4</sub> with Pd(dba)<sub>2</sub> (dba = dibenzylideneacetone), Pd(OAc)<sub>2</sub> or PdCl<sub>2</sub>. The most efficient catalytic system was formed from Pd(OAc)<sub>2</sub> in the presence of triphenylphosphine as the P-ligand.<sup>15</sup> There have been attempts to apply bidentate P-ligands, such as dppf [1,1'-bis(diphenylphosphino)ferrocene], xantphos [4,5-bis(diphenylphosphino)-9,9-dimethylxanthene], dppp [1,3-bis(diphenylphosphino)propane], dppb [1,4-bis(diphenylphosphino)butane], and BINAP [2,2'-bis(diphenylphosphino)-1,1'-binaphthyl] together with Pd(OAc)<sub>2</sub>, instead of triphenylphosphine, to establish *in situ* catalysts.<sup>16–18</sup> In another variation, a Pd(II) salt was used with triphenylphosphine, but the base was K<sub>2</sub>CO<sub>3</sub>, and the reaction was performed in the presence of triethylbenzylammonium chloride (TEBAC) as the phase transfer catalyst.<sup>19–22</sup> It was observed that the phosphorylation of aryl iodides took place in the presence of ‘phosphine-free Pd’, but aryl bromides underwent the coupling reaction only in the presence of triphenylphosphine as the P-ligand.<sup>19–22</sup> Diphenylphosphine may also be the subject of an analogous coupling reaction using Pd(OAc)<sub>2</sub> catalyst under MW irradiation. However, this kind of P–C coupling has been limited only to iodobenzene as the reactant.<sup>23</sup> The high ability of Ph<sub>2</sub>PH towards oxidation means another disadvantage, and this reaction was not described as a general method. It is noteworthy that reductive Hirao couplings were also described using NiBr<sub>2</sub> and Mg,<sup>24</sup> or NiCl<sub>2</sub> and Zn along with 2,2'-bipyridine and K<sub>3</sub>PO<sub>4</sub> in a suitable solvent.<sup>25</sup>

Department of Organic Chemistry and Technology, Budapest University of Technology and Economics, 1521 Budapest, Hungary. E-mail: gkeglevich@mail.bme.hu; Fax: +36 1 463 3648; Tel: +36 1 463 1111/5883

† Electronic supplementary information (ESI) available. See DOI: 10.1039/c4ra03292f



We experienced that in certain alkylation reactions, the catalysts could be substituted by MW irradiation,<sup>26–30</sup> or it influenced positively the effect of a catalyst.<sup>4,31,32</sup> For this reason, we wished to investigate the role of MW irradiation in the Hirao reaction. We envisaged that the catalyst system may be simplified. It was a question of whether it might be possible to omit the P-ligand under certain conditions in the coupling reaction of bromoarenes. If the simplification of the catalytic system is possible, for which >P(O)H reagents might it be relevant? Our preliminary results on a limited scope of the P–C coupling reactions have been published in a communication.<sup>1</sup>

## Results and discussion

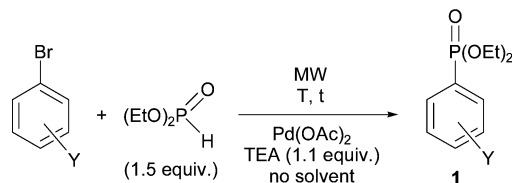
Our model reaction was the P–C coupling between bromoarenes and, in most cases, 1.5–1 equivalents of diethyl phosphite, alkyl phenyl-*H*-phosphinates and secondary phosphine oxides using Pd(OAc)<sub>2</sub> as the catalyst without any P-ligand and 1.1 equivalents of triethylamine as the base in the absence of any solvent on MW irradiation. The basic model was the coupling of diethyl phosphite with bromoarenes (Scheme 1).

First, the reaction of diethyl phosphite (DEP) with bromobenzene was investigated. The coupling was complete in the presence of 5 mol% of Pd(OAc)<sub>2</sub> at 150 °C, after an irradiation of 5 min, and diethyl phenylphosphonate **1a** was obtained in a yield of 93% (Table 1, entry 1).<sup>1</sup> The comparative thermal reaction led to a conversion of only 47% (Table 1, entry 2).

Then, DEP was reacted with a series of substituted aryl bromides. Using 4-methoxybromobenzene at 150 °C in the presence of 5 mol% and 10 mol% Pd(OAc)<sub>2</sub>, incomplete conversions of 57% and 67%, respectively, were observed and the compositions did not change on extending the reaction times of 10/5 min (Table 1, entries 3 and 4). A comparative thermal experiment carried out in the presence of 10 mol% of Pd(OAc)<sub>2</sub> at 150 °C for 5 min led to a conversion of only 38% (Table 1, entry 5), that was increased to 62% after a heating of 15 min, but than the conversion could not be increased further (Table 1, entry 6). Increasing the temperature to 175 °C and 200 °C, and applying reaction times of 5 min and 2 min, the conversions were 77% and 80%, respectively, and decomposition was observed on further irradiation (Table 1, entries 7 and 8). Hence, the last two experiments were the best giving diethyl arylphosphonates **1b** in yields of 66% and 69%, respectively

(Table 1, entries 7 and 8). It is obvious that the 4-methoxybromobenzene is significantly less reactive in the reaction under discussion than bromobenzene. The 3-methoxybromobenzene was, however, somewhat more reactive than the 4-methoxy substituted analogue, as measuring in 10 mol% of the catalyst and applying conditions of 150 °C/5 min, 175 °C/5 min and 200 °C/2 min, the conversions were 78%, 81% and 93%, respectively (Table 1, entries 9–11). The preparative yield of 3-methoxyphenylphosphonate **1c** from the best experiment was 79% (Table 1, entry 11). At 150/175 °C, the conversions remained incomplete even on prolonged heating, while at 200 °C, decomposition was observed after a reaction time of 2 min. In the next experiments 4-alkyl substituted bromobenzenes were the model compounds in reaction with 1.5 equivalents of DEP. First, 4-propylbromobenzene was used as the starting material. Applying a combination of 150 °C/15 min, 175 °C/5 min and 200 °C/2 min in the presence of 10 mol% of Pd(OAc)<sub>2</sub>, the conversions were 70%, 77% and 86%, respectively (Table 1, entries 12–14). The conversions were incomplete and the prolonged heating had a negative effect on the yield. From the best experiment, the 4-propylphenylphosphonate (**1d**) was isolated in a yield of 71% (Table 1, entry 14). In respect of the 4-ethyl- and 4-methylbromobenzenes, a reaction temperature of 175 °C seemed to be the optimum to afford products **1e** and **1f** in conversions of 93% and 86%, respectively, after reaction times of 15 min and 10 min, respectively (Table 1, entries 16 and 17). The 4-ethylphenylphosphonate (**1e**) was isolated in a yield of 85%, while the 4-methyl counterpart (**1f**) in a yield of 73% (Table 1, entries 16 and 17). It can be seen that the 4-alkyl substituted bromobenzenes are also less reactive than bromobenzene. Above 175 °C, the phosphonates with electron-donating substituents in the aromatic ring (e.g. **1b–f**) were not entirely stable and decomposed partially to give the corresponding benzene derivative as a minor by-product.

The next experiments embraced the reactions of halogeno-substituted bromobenzenes. The coupling reactions of 4-chlorobromobenzene and the 3-chloro analogue were quite efficient in the presence of 10 mol% of the catalyst at 175 °C after an irradiation of 10 min, as chlorophenylphosphonates **1g** and **1h** were obtained in conversions of 95% for both cases, and in yields of 83% and 87%, respectively (Table 1, entries 18 and 20). At 150 °C, the conversion was lower (73%), while at 200 °C it remained practically the same (92%) as that detected at 175 °C (Table 1, entries 19 and 21). The fluoro-substituted bromobenzenes were the most efficient reagents after bromobenzene. Both the 4-fluoro- and the 3-fluorobromobenzene took part in a quantitative reaction with DEP in the presence of 5 mol% of Pd(OAc)<sub>2</sub> as the catalyst at 175 °C after a reaction time of 5 min and 10 min, respectively, to furnish fluorophenylphosphonates **1i** and **1j** in 91% and 88% yields, respectively (Table 1, entries 22 and 24). In respect of the 3-fluoro starting material, the coupling was incomplete at 150 °C for 5 min, while using more (10 mol%) of the catalyst, the shorter reaction time of 5 min was enough (Table 1, entries 23 and 25). It was a noteworthy observation that the coupling reaction of the bromo-function of the dihalogenobenzenes with the >P(O)H species was entirely selective, the



Y = H (**a**), 4-MeO (**b**), 3-MeO (**c**), 4-Pr (**d**), 4-Et (**e**), 4-Me (**f**) 4-Cl (**g**), 3-Cl (**h**), 4-F (**i**), 3-F (**j**), 4-CO<sub>2</sub>Et (**k**), 3-CO<sub>2</sub>Et (**l**), 4-C(O)Me (**m**), 3-C(O)Me (**n**)

Scheme 1 P–C coupling reaction of bromoarenes with diethyl phosphite.



Table 1 P–C coupling reaction of bromoarenes with diethyl phosphite

Entry	Y	Pd(OAc) <sub>2</sub> (%)	T (°C)	t (min)	Mode of heating	Conversion <sup>a</sup> (%)	Yield (%)	Ref.
1	H	5	150	5	MW	99	93 ( <b>1a</b> )	1
2	H	5	150	5	Δ <sup>c</sup>	47	27 ( <b>1a</b> )	
3	4-MeO <sup>b</sup>	5	150	10	MW	57 <sup>d,e</sup>	50	
4	4-MeO	10	150	5	MW	67 <sup>d,e</sup>	56	
5	4-MeO	10	150	5	Δ <sup>c</sup>	38 <sup>d</sup>	30	
6	4-MeO	10	150	15	Δ <sup>c</sup>	62 <sup>e</sup>	53	
7	4-MeO	10	175	5	MW	77 <sup>d,f</sup>	66	
8	4-MeO	10	200 <sup>g</sup>	2	MW	80 <sup>f</sup>	69 ( <b>1b</b> )	
9	3-MeO <sup>b</sup>	10	150	5	MW	78 <sup>e</sup>		
10	3-MeO	10	175	5	MW	81 <sup>e</sup>	73	
11	3-MeO	10	200 <sup>g</sup>	2	MW	93 <sup>f</sup>	79 ( <b>1c</b> )	
12	4-Pr	10	150	15	MW	70		
13	4-Pr	10	175	5	MW	77 <sup>f</sup>		
14	4-Pr	10	200 <sup>g</sup>	2	MW	86 <sup>f</sup>	71 ( <b>1d</b> )	
15	4-Et	10	150	15	MW	61		
16	4-Et	10	175	15	MW	93 <sup>f</sup>	85 ( <b>1e</b> )	
17	4-Me	10	175	10	MW	86 <sup>f</sup>	73 ( <b>1f</b> )	1
18	4-Cl	10	175	10	MW	95	83 ( <b>1g</b> )	1
19	3-Cl	10	150	10	MW	73 <sup>e</sup>		
20	3-Cl	10	175	10	MW	95	87 ( <b>1h</b> )	
21	3-Cl	10	200 <sup>g</sup>	2	MW	92		
22	4-F	5	175	5	MW	99	91 ( <b>1i</b> )	1
23	3-F	5	150	5	MW	70		
24	3-F	5	175	10	MW	100	88 ( <b>1j</b> )	
25	3-F	10	175	5	MW	95		
26	4-CO <sub>2</sub> Et	5	175	15	MW	100	89 ( <b>1k</b> )	1
27	3-CO <sub>2</sub> Et	10	150	15	MW	66 <sup>e</sup>		
28	3-CO <sub>2</sub> Et	10	175	5	MW	83 <sup>f</sup>	74	
29	3-CO <sub>2</sub> Et	10	200 <sup>g</sup>	2	MW	93 <sup>f</sup>	81 ( <b>1l</b> )	
30	4-C(O)Me	5	175	5	MW	96 <sup>h</sup>	71 ( <b>1m</b> )	1
31	3-C(O)Me	10	150	15	MW	76		
32	3-C(O)Me	5	175	10	MW	81		
33	3-C(O)Me	10	175	5	MW	100	92	
34	3-C(O)Me	5	200 <sup>g</sup>	2	MW	100	89 ( <b>1n</b> )	

<sup>a</sup> On the basis of GC analysis conversion =  $\frac{I_{(\text{EtO})_2\text{P(O)Ar}}}{I_{(\text{EtO})_2\text{P(O)Ar}} + I_{\text{ArBr}}}$ . <sup>b</sup> In this case 3 equiv. DEP were used. <sup>c</sup> Conventional heating. <sup>d</sup> Average of two reactions. The deviation is ±1.5%. <sup>e</sup> No change on further irradiation. <sup>f</sup> On further irradiation, the product decomposed. <sup>g</sup> Quasi-isothermal reaction. <sup>h</sup> The starting material was partially.

chloro- and fluoro-moieties remained intact under the MW-assisted P-ligand-free and solvent-free conditions.

The next experiments involved a study with the ethyl 4- and 3-bromobenzoates. The 4-ethoxycarbonyl- and 3-(ethoxycarbonyl)bromobenzene could be involved in quite efficient couplings using 5 mol% of Pd(OAc)<sub>2</sub> at 175 °C for 15 min and 10 mol% of the catalyst at 200 °C for 2 min, respectively, to provide products **1k** and **1l** in yields of 89% and 81%, respectively (Table 1, entries 26 and 29). Regarding the reaction of ethyl 3-bromobenzoate, lower temperatures than 200 °C were less efficient (Table 1, entries 27 and 28). At 150 °C incomplete conversions occurred, while at 175 °C/200 °C decomposition of the product (**1l**) was observed (Table 1, entries 27–29). It can be seen that the ethyl bromobenzoates are less reactive than bromobenzene.

Finally, the 4- and 3-bromoacetophenones were tested. The coupling reaction of 4-bromoacetophenone with DEP was complete using 5 mol% of Pd(OAc)<sub>2</sub> at 175 °C for 5 min, but a

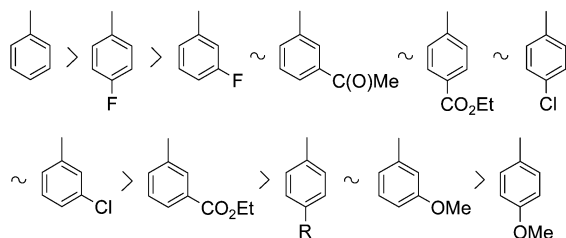
partial dehalogenation of the starting material was also observed (Table 1, entry 30). At the same time, the reaction of the 3-bromoacetophenone took place quantitatively in the presence of 10 mol% of catalyst at 175 °C after 5 min, or applying 5 mol% of catalyst at 200 °C after 2 min (Table 1/ entries 33 and 34). At 150 °C/15 min in the presence of 10 mol% of Pd(OAc)<sub>2</sub>, or 175 °C/10 min using 5 mol% of the catalyst, the conversions were 76% and 81%, respectively (Table 1, entries 31 and 32). The 3-acetyl bromobenzene was found to reveal a comparable reactivity with that of the 4-bromobenzoate.

It is worthy to mention that the reaction mixtures formed a homogeneous liquid phase. Due to the stirring, there could not have been a temperature gradient in the mixtures.

It was found that the addition of 10 mol% of PPh<sub>3</sub> (1 equivalent to the catalyst) to the reaction mixture was without any effect. Repeating the experiment marked by entry 4 of Table 1 in the presence of PPh<sub>3</sub>, the yield of arylphosphonate **1b** was 57%.



It can be seen that with the exception of 4-methoxybromobenzene, all bromoarenes investigated could be converted into the corresponding diethyl arylphosphonates (**1**) in conversions  $\geq 86\%$ , although the optimum conditions were somewhat different. The overall reactivity of the aromatic substrates was the following:

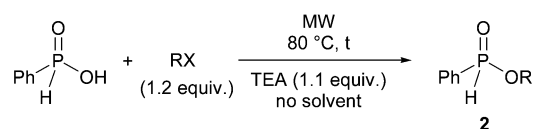


One may conclude that the presence of substituents in general decreases the reactivity of the bromoarenes and that electron-donating (methoxy and alkyl) substituents have a more significant effect in this respect than electron-withdrawing (halogeno, acetyl and ethoxycarbonyl) substituents. In the case of electron-donating substituents, the conversions were incomplete and the best yields were 69–85%. 4-Methoxybromobenzene revealed the lowest reactivity among the aromatic substrates used.

The main message of our finding is that, first in the literature, the Hirao reaction of bromoarenes could be performed in the presence of P-ligand-free  $\text{Pd}(\text{OAc})_2$  that now proved to be general for a wide variety of substituted bromobenzenes. This was possible only under MW irradiation, as shown by the result of comparative thermal experiments. Moreover, our procedure can be carried out under solvent-free conditions. The explanation for the beneficial influence of MW irradiation may be that the statistically occurring local overheating effect promotes the P–C coupling in the absence of P-ligands.<sup>33</sup> This experience augments the number of cases, when MW irradiation simplifies the realization of catalytic reactions.<sup>4,26–32</sup>

From among the diethyl arylphosphonates (**1a–n**) synthesized, **1a–c**, **1e–g**, **1i–k**, **1m** and **1n** prepared are known compounds.<sup>1,3,34–39</sup> All arylphosphonates (**1**) were characterized by  $^{31}\text{P}$ ,  $^{13}\text{C}$ ,  $^1\text{H}$  NMR, and HR-MS.

In the next part of our work, we wished to utilize alkyl phenyl-*H*-phosphinates in the Hirao reaction. First we had to prepare the phenylphosphinates (**2**). This was done essentially on the basis of our previous method involving the alkylating esterification of phosphinic acids under MW- and solvent-free conditions.<sup>40,41</sup> According to this, phenyl-*H*-phosphinic acid was reacted with alkyl halides in the presence of triethylamine at



RX = EtI (**a**),  $^n\text{PrBr}$  (**b**),  $^i\text{PrBr}$  (**c**),  $^n\text{BuBr}$  (**d**),  $^i\text{BuBr}$  (**e**),  $^i\text{PentBr}$  (**f**)

Scheme 2 Alkylating esterification of phenyl-*H*-phosphinic acid with alkyl halides.

Table 2 Alkylating esterification of phenyl-*H*-phosphinic acid with alkyl halides

Entry	RX	<i>t</i> (min)	Mode of heating	Yield (%)
1	EtI	5	MW	97 ( <b>2a</b> )
2	$^n\text{PrBr}$	12	MW	94 ( <b>2b</b> )
3	$^i\text{PrBr}$	15	MW	76 ( <b>2c</b> )
4	$^i\text{PrBr}$	15	$\Delta^a$	26 ( <b>2c</b> )
5	$^i\text{PrBr}$	30	$\Delta^a$	53 ( <b>2c</b> )
6	$^n\text{BuBr}$	15	MW	96 ( <b>2d</b> )
7	$^n\text{BuBr}$	15	$\Delta^a$	69 ( <b>2d</b> )
8	$^n\text{BuBr}$	30	$\Delta^a$	94 ( <b>2d</b> )
9	$^i\text{BuBr}$	15	MW	79 ( <b>2e</b> )
10	$^i\text{PentBr}$	15	MW	91 ( <b>2f</b> )

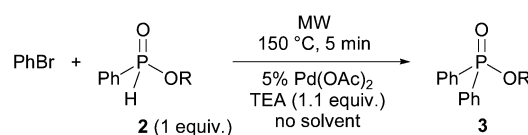
<sup>a</sup> Conventional heating.

80 °C for 5–15 min with MW irradiation without the use of any solvent (Scheme 2, Table 2). In our original procedure,  $\text{K}_2\text{CO}_3$  was used as the base together with a phase transfer catalyst.<sup>40,41</sup> Now, triethylamine was applied in a homogeneous medium for the synthesis of never representatives.

One may see from Table 2 that using ethyl iodide, *n*-propyl bromide, isopropyl bromide, *n*-butyl bromide, isobutyl bromide and isopentyl bromide, the corresponding alkyl phenyl-*H*-phosphinates (**2a–f**) were obtained in yields of 76–97% after flash column chromatography. In these *O*-alkylation reactions the effect of MW is noteworthy, if the results are compared with those of the comparative thermal experiments. In the alkylation with isopropyl bromide at 80 °C for 15 min, the MW-assisted reaction gave phenylphosphinate **2c** in a yield of 76% (Table 2, entry 3). As the same time, the outcome of the comparative thermal experiment was only 26% (Table 2, entry 4). Increasing the reaction time to 30 min, the yield was doubled (53%) (Table 2, entry 5). In the alkylation with butyl bromide, the effect of MW was also considerable, but after a prolonged reaction time, almost the same yield (94%) could be achieved on conventional heating, as that in the MW variation (96%) (Table 2, entries 6–8). From among the *H*-phosphinates (**2a–e**) prepared, the isopentyl ester (**2f**) was new.

Then, the alkyl phenyl-*H*-phosphinates **2a–f** were tested in reaction with bromobenzene at 150 °C using 5 mol%  $\text{Pd}(\text{OAc})_2$  as the catalyst and triethylamine as the base under solvent-free conditions (Scheme 3 and Table 3).

The P–C couplings were complete after a 5 min reaction time. Flash chromatography afforded alkyl diphenylphosphinates **3a**, **3b** and **3d–f** in yields of 76–92% (Table 3, entries 1, 2,



R = Et (**a**),  $^n\text{Pr}$  (**b**),  $^i\text{Pr}$  (**c**),  $^n\text{Bu}$  (**d**),  $^i\text{Bu}$  (**e**),  $^i\text{Pent}$  (**f**)

Scheme 3 P–C coupling reaction of alkyl phenyl-*H*-phosphinates (**2a–f**) with bromobenzene.





**Table 3** P–C coupling reaction of alkyl phenyl-*H*-phosphinates (2a–f) with bromobenzene

Entry	R	Yield (%)
1	Et	85 ( <b>3a</b> )
2	<sup>n</sup> Pr	91 ( <b>3b</b> )
3	<sup>i</sup> Pr	68 ( <b>3c</b> )
4	<sup>n</sup> Bu	87 ( <b>3d</b> )
5	<sup>i</sup> Bu	76 ( <b>3e</b> )
6	<sup>i</sup> Pent	92 ( <b>3f</b> )

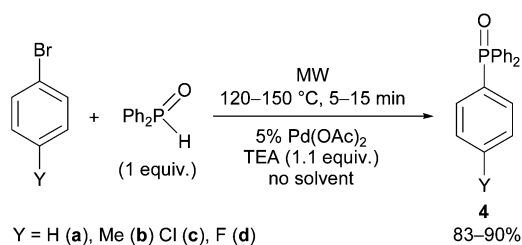
4–6). The sterically hindered isopropyl derivative (**3c**) was obtained only in a yield of 68% (Table 3, entry 3).

It can be seen, that the alkyl phenyl-*H*-phosphinates (with the exception of the isopropyl derivative **3c**) were as reactive, as dialkyl phosphites in the Pd(OAc)<sub>2</sub>-catalyzed, P-ligand-free Hirao reaction with bromobenzene. Hence, the P-ligand-free coupling seems to be rather general.

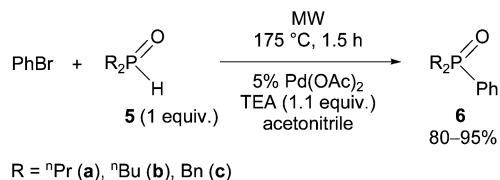
Most of the alkyl diphenylphosphinates (**3a**, **3c**, **3d** and **3f**) prepared have been described in the literature.<sup>1,42–47</sup> All phosphinates (**3a–f**) were identified by <sup>31</sup>P, <sup>13</sup>C, <sup>1</sup>H NMR, and HR-MS.

As another extension, the coupling of diphenylphosphine oxide with bromobenzene and a few 4-substituted derivatives was also investigated under the standard conditions applied above (Scheme 4). Due to the enhanced reactivity of Ph<sub>2</sub>P(O)H, the reactions were complete at 120 °C after 15 min, or, using bromobenzene, at 150 °C within 5 min, to afford aryldiphenylphosphine oxides (**4a–d**) in yields of 83–90% (Table 4). All aryldiphenylphosphine oxides (**4a–d**) have been known from the literature.<sup>48–51</sup>

Finally, a few dialkylphenylphosphine oxides (**6a–c**) were synthesized by the reaction of dialkylphosphine oxides (**5a–c**) with bromobenzene under the conditions of the P-ligand-free Hirao reaction at 175 °C (Scheme 5). It was advantageous to use

**Scheme 4** P–C coupling reaction of diphenylphosphine oxide with bromoarenes.**Table 4** P–C coupling reaction of diphenylphosphine oxide with bromoarenes

Entry	Y	T (°C)	t (min)	Yield (%)
1	H	120	15	90 ( <b>4a</b> )
2	H	150	<5	88 ( <b>4a</b> )
3	4-Me	150	5	83 ( <b>4b</b> )
4	4-Cl	150	5	89 ( <b>4c</b> )
5	4-F	150	5	87 ( <b>4d</b> )

**Scheme 5** P–C coupling of dialkylphosphine oxides (**5a–c**) with bromobenzene.

acetonitrile as the solvent to avoid the decomposition observed under solvent-free conditions. Using acetonitrile, completion of the reactions required 1.5 h.

This series of couplings proves the more general value of the P-ligand-free P–C coupling reaction developed by us.

It is noted that the starting secondary phosphines oxides (**5a–c**)<sup>52–55</sup> were also prepared by us.

The dialkylphenylphosphine oxides (**6a–c**)<sup>56–59</sup> prepared are known compounds.

The most striking feature of the newer developments of our work is the broad scope of the possible applications of the new method, since an impressive range of >P(O)H reagents could be used with similar efficiencies. It can be said that the hydrogen atom on the P=O moiety of diphenylphosphine oxide is significantly more acidic, than the similar proton in diethyl phosphite, as suggested by the pK<sub>a</sub> values of 14.5 (predicted by the program Marvin Sketch, Version 5.4.1.1) and 20.8,<sup>60</sup> respectively. At the same time, the acidity of the P–H of dialkylphosphine oxides is comparable with that of diethyl phosphite or in general dialkyl phosphites. However, the acidity of the P–H has not much role in the efficiency of the couplings studied.

In conclusion, the first P-ligand-free accomplishment of the Hirao reaction has been developed and extended to the synthesis of a wider range of derivatives, such as diethyl arylphosphonates, alkyl diphenylphosphinates and different tertiary phosphine oxides demonstrating the general value of the MW-assisted, P-ligand-free and, in almost all cases, solvent-free conditions for this reaction. The omission of the P-ligand in the Pd-catalyzed Hirao coupling under MW conditions means an enormous advantage from the point of view environmentally friendly conditions and costs. It can be expected that this novel method will have further impact on the development of P-ligand-free methodologies including also other model compounds, such as, among others, (2-bromovinyl)benzenes.

## Experimental

### General

The reactions were carried out in a 300 W CEM Discover focused microwave reactor equipped with a pressure controller applying 30–50 W under isothermal conditions. Standard 5 mL glass reaction vessels were used distributed by the supplier of the CEM reactor, and the reaction mixtures were stirred magnetically.

The <sup>13</sup>C and <sup>1</sup>H NMR spectra were obtained in CDCl<sub>3</sub> solution on a Bruker DRX-500 spectrometer operating at 125.7, and 500.1 MHz, respectively. The <sup>13</sup>C and <sup>1</sup>H chemical shifts are



referred to TMS.  $^{31}\text{P}$  NMR spectra were obtained on a Bruker AV-300 spectrometer. Chemical shifts are downfield relative to 85%  $\text{H}_3\text{PO}_4$ . Mass spectrometry was performed on a ZAB-2SEQ instrument.

## 1. Synthesis of the non-commercial starting materials

**1.1. General procedure for the preparation alkyl-phenyl-*H*-phosphinates.** To phenyl-*H*-phosphinic acid (0.28 g, 2.0 mmol) was added the alkyl bromide (2.4 mmol: 0.19 mL of ethyl iodide, 0.22 mL of propyl bromide, 0.23 mL of isopropyl bromide, 0.26 mL of butyl bromide, 0.26 mL of isobutyl bromide or 0.29 mL of isopentyl bromide) and TEA (0.31 mL, 2.2 mmol) and the resulting mixture was irradiated in a closed vial in the microwave reactor at 80 °C for the time shown in Table 2. The reaction mixture was passed through a thin (*ca.* 1–1.5 cm) layer of silica gel using ethyl acetate as the eluent. The products (**2a–f**) were obtained as colourless oils.

Selected spectral data for alkyl phenyl-*H*-phosphinates

Entry	Product	$\delta_{\text{P}}$ ( $\text{CDCl}_3$ ) (ppm)	$\delta$ (ref. 46) (ppm)	$[\text{M} + \text{H}]^+_{\text{found}}$	$[\text{M} + \text{H}]^+_{\text{requires}}$
1	<b>2a</b>	22.7	24.7	171.0575	171.0575
2	<b>2b</b>	25.7	24.9	185.0733	185.0731
3	<b>2c</b>	20.6	22.3	185.0733	185.0731
4	<b>2d</b>	25.1	24.9	199.0888	199.0888
5	<b>2e</b>	25.7	25.0	199.0887	199.0888

**Isopentyl phenyl-*H*-phosphinate (2f).**  $^{31}\text{P}$  NMR ( $\text{CDCl}_3$ )  $\delta$  24.9;  $^{13}\text{C}$  NMR ( $\text{CDCl}_3$ )  $\delta$  22.4 ( $\text{CH}_3$ ), 24.6 ( $\text{CH}$ ), 39.2 (d,  $J = 6.4$ ,  $\text{OCH}_2\text{CH}_2$ ), 64.5 (d,  $J = 6.6$ ,  $\text{OCH}_2$ ), 128.8 (d,  $J = 13.8$ ,  $\text{C}_2^*$ ), 130.0 (d,  $J = 132.1$ ,  $\text{C}_1$ ), 130.9 (d,  $J = 11.8$ ,  $\text{C}_3^*$ ), 133.1 (d,  $J = 2.9$ ,  $\text{C}_4$ ), \* may be reversed;  $^1\text{H}$  NMR ( $\text{CDCl}_3$ )  $\delta$  0.87 (t, 6H,  $J = 6.1$ ,  $2 \times \text{CH}_3$ ), 1.50–1.61 (m, 2H,  $\text{OCH}_2\text{CH}_2$ ), 1.62–1.79 (m, 1H, CH), 4.00–4.15 (m, 2H,  $\text{OCH}_2$ ), 7.54 (d, 1H,  $J = 562.5$ , P-H), 7.41–7.61 (m, 3H, ArH), 7.69–7.80 (m, 2H, ArH);  $[\text{M} + \text{H}]^+ = 213.1042$ ,  $\text{C}_{11}\text{H}_{18}\text{O}_2\text{P}$  requires 213.1044.

**1.2. General procedure for the preparation of the dialkylphosphine oxides (5a–c).** The Grignard reagent (40.0 mmol) formed from (0.97 g, 40.0 mmol) of magnesium and alkyl halide (40.0 mmol: 3.6 mL of bromopropane, 4.2 mL chlorobutane or 4.6 mL of benzyl chloride) in diethyl ether (50 mL) was added dropwise to the diethyl phosphite (1.7 mL, 13.0 mmol) in diethyl ether (10 mL) at 0 °C. The resulting mixture was stirred at 26 °C for 1.5 hours. The mixture was hydrolyzed with 10% HCl solution (40 mL) and the aqueous phase was extracted with diethyl ether ( $2 \times 50$  mL). The combined organic phases were dried ( $\text{Na}_2\text{SO}_4$ ). Evaporation of the solvent provided a residue that was purified by column chromatography using silica gel, 1% methanol in dichloromethane as the eluent to give products **5a–c** as white crystals.

**Dipropylphosphine oxide (5a).** Yield: 71%; white crystals; mp.: 47–48 °C, mp.:<sup>52</sup> 48–50 °C;  $^{31}\text{P}$  NMR ( $\text{CDCl}_3$ )  $\delta$  35.3,  $\delta_{\text{P}}$  ( $\text{CDCl}_3$ )<sup>53</sup> 32.5;  $[\text{M} + \text{H}]^+ = 135.0930$ ,  $\text{C}_6\text{H}_{16}\text{OP}$  requires 135.0933.

**Dibutylphosphine oxide (5b).** Yield: 65%; white crystals; mp.: 55–56 °C, mp.:<sup>54</sup> 55–56 °C;  $^{31}\text{P}$  NMR ( $\text{CDCl}_3$ )  $\delta$  33.9,  $\delta_{\text{P}}$  ( $\text{CDCl}_3$ )<sup>54</sup> 36.09;  $[\text{M} + \text{H}]^+ = 163.1249$ ,  $\text{C}_8\text{H}_{20}\text{OP}$  requires 163.1246.

**Dibenzylphosphine oxide (5c).** Yield: 78%; white crystals; mp.: 109–110 °C, mp.:<sup>55</sup> 106–107 °C;  $^{31}\text{P}$  NMR ( $\text{CDCl}_3$ )  $\delta$  36.2,  $\delta_{\text{P}}$

( $\text{CDCl}_3$ )<sup>55</sup> 35.5;  $[\text{M} + \text{H}]^+ = 231.0937$ ,  $\text{C}_{14}\text{H}_{16}\text{OP}$  requires 231.0933.

## 2. General procedures for P–C couplings

**2.1. General procedure for the reaction of bromoarenes and diethyl phosphite.** To the bromoarene (2.0 mmol: 0.21 mL of bromobenzene, 0.25 mL of 4-bromoanisole, 0.25 mL of 3-bromoanisole, 0.31 mL of 4-propyl bromobenzene, 0.28 mL of 4-ethyl bromobenzene, 0.34 g of 4-bromotoluene, 0.38 g of 4-bromo-chlorobenzene, 0.24 mL of 3-bromo-chlorobenzene, 0.22 mL of 4-bromo-fluorobenzene, 0.22 mL of 3-bromo-fluorobenzene, 0.32 mL of ethyl 4-bromobenzoate, 0.32 mL of ethyl 3-bromobenzoate, 0.40 g of 4-bromoacetophenone and 0.26 mL of 3-bromoacetophenone) was added diethyl phosphite (0.39 mL (3.0 mmol) [or in the case of bromoanisoles, diethyl phosphite (6.0 mmol, 0.79 mL)] triethylamine (0.31 mL, 2.2 mmol) and palladium acetate (0.022 g, 0.10 mmol or 0.044 g, 0.20 mmol – see Table 1.) and the resulting mixture was irradiated in a closed vial in the microwave reactor at the temperature and for the time shown in Table 1. The reaction mixture was passed through a thin (*ca.* 1.5–2 cm) layer of silica gel using ethyl acetate as the eluent. The products **1a–n** were obtained as colourless oils.

**Diethyl 4-methoxyphenylphosphonate (1b).**  $^{31}\text{P}$  NMR ( $\text{CDCl}_3$ )  $\delta$  19.8,  $\delta_{\text{P}}$  ( $\text{CDCl}_3$ )<sup>34</sup> 18.8;  $^{13}\text{C}$  NMR ( $\text{CDCl}_3$ )  $\delta$  16.3 (d,  $J = 6.6$ ,  $\text{CH}_2\text{CH}_3$ ), 55.3 ( $\text{OCH}_3$ ), 62.9 (d,  $J = 5.3$ ,  $\text{OCH}_2$ ), 114.0 (d,  $J = 16.0$ ,  $\text{C}_2^*$ ), 119.6 (d,  $J = 194.9$ ,  $\text{C}_1$ ), 133.8 (d,  $J = 11.4$ ,  $\text{C}_3^*$ ), 162.8 (d,  $J = 3.3$ ,  $\text{C}_4$ ), \* may be reversed;  $^1\text{H}$  NMR ( $\text{CDCl}_3$ )  $\delta$  1.31 (t, 6H,  $J = 7.0$ ,  $\text{CH}_3$ ), 3.83 ( $\text{OCH}_3$ ), 3.96–4.21 (m, 4H,  $\text{OCH}_2$ ), 6.89–7.02 (m, 2H, ArH), 7.65–7.85 (m, 2H, ArH);  $[\text{M} + \text{H}]^+ = 245.0945$ ,  $\text{C}_{11}\text{H}_{18}\text{O}_4\text{P}$  requires 245.0943.

**Diethyl 3-methoxyphenylphosphonate (1c).**  $^{31}\text{P}$  NMR ( $\text{CDCl}_3$ )  $\delta$  18.8;  $\delta_{\text{P}}$  ( $\text{CDCl}_3$ )<sup>35</sup> 18.7;  $^{13}\text{C}$  NMR ( $\text{CDCl}_3$ )  $\delta$  16.3 (d,  $J = 6.5$ ,  $\text{CH}_2\text{CH}_3$ ), 55.4 ( $\text{OCH}_3$ ), 62.2 (d,  $J = 5.4$ ,  $\text{OCH}_2$ ), 116.4 (d,  $J = 11.4$ ,  $\text{C}_2$ ), 118.8 (d,  $J = 3.2$ ,  $\text{C}_4$ ), 124.0 (d,  $J = 9.2$ ,  $\text{C}_6$ ), 129.6 (d,  $J = 186.8$ ,  $\text{C}_1$ ), 129.8 (d,  $J = 17.6$ ,  $\text{C}_5$ ), 159.5 (d,  $J = 18.9$ ,  $\text{C}_3$ );  $^1\text{H}$  NMR ( $\text{CDCl}_3$ )  $\delta$  1.30 (t, 6H,  $J = 7.1$ ,  $\text{CH}_3$ ), 3.82 ( $\text{OCH}_3$ ), 3.96–4.20 (m, 4H,  $\text{OCH}_2$ ), 7.00–7.10 (m, 1H, ArH), 7.26–7.41 (m, 3H, ArH);  $[\text{M} + \text{H}]^+ = 245.0939$ ,  $\text{C}_{11}\text{H}_{18}\text{O}_4\text{P}$  requires 245.0943.

**Diethyl 4-propylphenylphosphonate (1d).**  $^{31}\text{P}$  NMR ( $\text{CDCl}_3$ )  $\delta$  20.5;  $^{13}\text{C}$  NMR ( $\text{CDCl}_3$ )  $\delta$  13.8 ( $\text{CH}_2\text{CH}_2\text{CH}_3$ ), 16.4 (d,  $J = 6.5$ ,  $\text{CH}_2\text{CH}_3$ ), 24.3 ( $\text{C}_4\text{--CH}_2\text{CH}_2$ ), 38.1 ( $\text{C}_4\text{--CH}_2$ ), 62.0 (d,  $J = 5.4$ ,  $\text{OCH}_2$ ), 125.4 (d,  $J = 189.9$ ,  $\text{C}_1$ ), 128.7 (d,  $J = 15.4$ ,  $\text{C}_2^*$ ), 131.9 (d,  $J = 10.3$ ,  $\text{C}_3^*$ ), 147.6 (d,  $J = 3.1$ ,  $\text{C}_1$ ), \* may be reversed;  $^1\text{H}$  NMR ( $\text{CDCl}_3$ )  $\delta$  0.95 (t, 3H,  $J = 7.3$ ,  $\text{CH}_2\text{CH}_2\text{CH}_3$ ), 1.32 (t, 6H,  $J = 7.0$ ,  $\text{OH}_2\text{CH}_3$ ), 1.57–1.75 (m, 2H,  $\text{C}_4\text{--CH}_2\text{CH}_2$ ), 2.63 (t, 2H,  $J = 7.6$ ,  $\text{C}_4\text{--CH}_2$ ), 4.00–4.23 (m, 4H,  $\text{OCH}_2$ ), 7.23–7.30 (m, 2H, ArH), 7.65–7.78 (m, 2H, ArH);  $[\text{M} + \text{H}]^+ = 257.1302$ ,  $\text{C}_{13}\text{H}_{22}\text{O}_3\text{P}$  requires 257.1301.

**Diethyl 4-ethylphenylphosphonate (1e).**  $^{31}\text{P}$  NMR ( $\text{CDCl}_3$ )  $\delta$  19.6,  $\delta_{\text{P}}$  ( $\text{MeOH}$ )<sup>3</sup> 19.4;  $^{13}\text{C}$  NMR ( $\text{CDCl}_3$ )  $\delta$  15.2 ( $\text{C}_4\text{--CH}_2\text{CH}_3$ ), 16.4 (d,  $J = 6.5$ ,  $\text{OCH}_2\text{CH}_3$ ), 24.3 ( $\text{C}_4\text{--CH}_2\text{CH}_3$ ), 61.0 (d,  $J = 5.3$ ,  $\text{OCH}_2$ ), 125.3 (d,  $J = 190.0$ ,  $\text{C}_1$ ), 128.1 (d,  $J = 15.4$ ,  $\text{C}_2^*$ ), 131.9 (d,  $J = 10.3$ ,  $\text{C}_3^*$ ), 149.1 (d,  $J = 3.1$ ,  $\text{C}_4$ ), \* may be reversed;  $^1\text{H}$  NMR ( $\text{CDCl}_3$ )  $\delta$  1.24 (t, 3H,  $J = 7.6$ ,  $\text{C}_4\text{--CH}_2\text{CH}_3$ ), 1.30 (t, 6H,  $J = 7.0$ ,  $\text{OH}_2\text{CH}_3$ ), 2.68 (q, 2H,  $J = 7.6$ ,  $\text{C}_4\text{--CH}_2$ ), 3.97–4.20 (m, 4H,  $\text{OCH}_2$ ), 7.21–7.35 (m, 2H, ArH), 7.64–7.80 (m, 2H, ArH);  $[\text{M} + \text{H}]^+ = 243.1146$ ,  $\text{C}_{12}\text{H}_{20}\text{O}_3\text{P}$  requires 243.1145.



*Diethyl 3-chlorophenylphosphonate (1h)*.  $^{31}\text{P}$  NMR ( $\text{CDCl}_3$ )  $\delta$  17.5;  $^{13}\text{C}$  NMR ( $\text{CDCl}_3$ )  $\delta$  16.2 (d,  $J = 6.4$ ,  $\text{CH}_3$ ), 62.3 (d,  $J = 5.5$ ,  $\text{CH}_2$ ), 129.69 (d,  $J = 9.2$ ,  $\text{C}_5$ ), 129.74 (d,  $J = 16.3$ ,  $\text{C}_6$ ), 130.7 (d,  $J = 187.9$ ,  $\text{C}_1$ ), 131.6 (d,  $J = 10.7$ ,  $\text{C}_3$ ), 132.4 (d,  $J = 3.0$ ,  $\text{C}_4$ ), 134.7 (d,  $J = 20.3$ ,  $\text{C}_2$ );  $^1\text{H}$  NMR ( $\text{CDCl}_3$ )  $\delta$  1.30 (t, 6H,  $J = 7.1$ ,  $\text{CH}_3$ ), 3.96–4.20 (m, 4H,  $\text{OCH}_2$ ), 7.40–7.31 (m, 1H, ArH), 7.43–7.51 (m, 1H, ArH), 7.59–7.81 (m, 2H, ArH);  $[\text{M} + \text{H}]^+ = 249.0448$ ,  $\text{C}_{10}\text{H}_{15}\text{O}_3\text{P}^{35}\text{Cl}$  requires 249.0447.

*Diethyl 3-fluorophenylphosphonate (1j)*.  $^{31}\text{P}$  NMR ( $\text{CDCl}_3$ )  $\delta$  16.7 (d,  $J = 8.7$ );  $\delta_{\text{P}}$  ( $\text{CDCl}_3$ ) $^{37}$  17.4;  $^{13}\text{C}$  NMR ( $\text{CDCl}_3$ )  $\delta$  16.3 (d,  $J_1 = 6.4$ ,  $\text{CH}_3$ ), 62.4 (d,  $J_1 = 5.5$ ,  $\text{CH}_2$ ), 118.6 (dd,  $J_1 = 10.5$ ,  $J_2 = 22.3$ ,  $\text{C}_2$ ), 119.5 (dd,  $J_1 = 3.1$ ,  $J_2 = 21.1$ ,  $\text{C}_4$ ), 127.5 (dd,  $J_1 = 9.2$ ,  $J_2 = 3.3$ ,  $\text{C}_6$ ), 130.5 (dd,  $J_1 = 17.5$ ,  $J_2 = 7.5$ ,  $\text{C}_5$ ), 131.0 (dd,  $J_1 = 188.9$ ,  $J_2 = 6.2$ ,  $\text{C}_1$ ), 162.4 (dd,  $J_1 = 21.4$ ,  $J_2 = 249.4$ ,  $\text{C}_3$ );  $^1\text{H}$  NMR ( $\text{CDCl}_3$ )  $\delta$  1.29 (t, 6H,  $J = 7.0$ ,  $\text{CH}_3$ ), 3.99–4.20 (m, 4H,  $\text{OCH}_2$ ), 7.13–7.23 (m, 1H, ArH), 7.33–7.60 (m, 3H, ArH);  $[\text{M} + \text{H}]^+ = 233.0743$ ,  $\text{C}_{10}\text{H}_{15}\text{O}_3\text{PF}$  requires 233.0743.

*Diethyl 3-ethoxycarbonylphenylphosphonate (1l)*.  $^{31}\text{P}$  NMR ( $\text{CDCl}_3$ )  $\delta$  17.4;  $^{13}\text{C}$  NMR ( $\text{CDCl}_3$ )  $\delta$  14.4 ( $\text{COCH}_2\text{CH}_3$ ), 16.4 (d,  $J = 6.4$ ,  $\text{POCH}_2\text{CH}_3$ ), 61.4 ( $\text{COCH}_2$ ), 62.4 (d,  $J = 5.5$ ,  $\text{POCH}_2$ ), 128.7 (d,  $J = 15.0$ ,  $\text{C}_2$ ), 129.3 (d,  $J = 189.7$ ,  $\text{C}_1$ ), 130.9 (d,  $J = 15.1$ ,  $\text{C}_6$ ), 132.8 (d,  $J = 10.9$ ,  $\text{C}_5$ ), 133.3 (d,  $J = 3.0$ ,  $\text{C}_4$ ), 135.9 (d,  $J = 10.0$ ,  $\text{C}_3$ ), 165.7 (d,  $J = 2.2$ ,  $\text{C}=\text{O}$ );  $^1\text{H}$  NMR ( $\text{CDCl}_3$ )  $\delta$  1.33 (t, 6H,  $J = 7.1$ ,  $\text{POCH}_2\text{CH}_3$ ), 1.40 (t, 3H,  $J = 7.1$ ,  $\text{COCH}_2\text{CH}_3$ ), 4.00–4.28 (m, 4H,  $\text{POCH}_2$ ), 4.35–4.46 (m, 2H,  $\text{COCH}_2$ ), 7.49–7.60 (m, 1H, ArH), 7.94–8.08 (m, 1H, ArH), 8.22 (d, 1H,  $J = 7.8$ ,  $\text{C}_4\text{-H}$ ), 8.46 (d, 1H,  $J = 13.8$ ,  $\text{C}_2\text{-H}$ ),  $[\text{M} + \text{H}]^+ = 287.1048$ ,  $\text{C}_{13}\text{H}_{20}\text{O}_5\text{P}$  requires 287.1048.

*Diethyl 3-acetylphenylphosphonate (1n)*.  $^{31}\text{P}$  NMR ( $\text{CDCl}_3$ )  $\delta$  18.1,  $\delta_{\text{P}}$  ( $\text{CDCl}_3$ ) $^{39}$  18.1;  $^{13}\text{C}$  NMR ( $\text{CDCl}_3$ )  $\delta$  16.4 (d,  $J = 6.4$ ,  $\text{CH}_2\text{CH}_3$ ), 26.0 ( $\text{C}(\text{O})\text{CH}_3$ ), 62.4 (d,  $J = 5.6$ ,  $\text{OCH}_2$ ), 129.0 (d,  $J = 14.8$ ,  $\text{C}_6$ ), 129.5 (d,  $J = 189.4$ ,  $\text{C}_1$ ), 131.7 (d,  $J = 10.6$ ,  $\text{C}_5$ ), 131.9 (d,  $J = 3.0$ ,  $\text{C}_4$ ), 136.0 (d,  $J = 10.0$ ,  $\text{C}_3$ ), 137.2 (d,  $J = 13.9$ ,  $\text{C}_2$ ), 197.2 (d,  $J = 1.4$ ,  $\text{C}=\text{O}$ );  $^1\text{H}$  NMR ( $\text{CDCl}_3$ )  $\delta$  1.35 (t, 6H,  $J = 7.0$ ,  $\text{CH}_2\text{CH}_3$ ), 2.65 (3H,  $\text{C}(\text{O})\text{CH}_3$ ), 4.07–4.28 (m, 4H,  $\text{OCH}_2$ ), 7.55–7.66 (m, 1H, ArH), 7.94–8.03 (m, 1H, ArH), 8.15 (d, 1H,  $J = 7.5$ ,  $\text{C}_4\text{-H}$ ), 8.38 (d, 1H,  $J = 13.8$ ,  $\text{C}_2\text{-H}$ );  $[\text{M} + \text{H}]^+ = 257.0943$ ,  $\text{C}_{12}\text{H}_{18}\text{O}_4\text{P}$  requires 257.0943.

**2.2. General procedure for the reaction of bromobenzene and alkyl phenyl-*H*-phosphinates (2a–f).** To the bromobenzene (0.11 mL, 1.0 mmol) was added alkyl phenyl-*H*-phosphinate [1.0 mmol: 0.15 mL of ethyl phenylphosphinate (2a), 0.17 mL of propyl phenylphosphinate (2b), 0.17 mL of isopropyl phenylphosphinate (2c), 0.18 mL of butyl phenylphosphinate (2d), 0.19 mL of isobutyl phenylphosphinate (2e), 0.21 g isopentyl phenylphosphinate (2f)], triethylamine (0.16 mL, 1.1 mmol) and  $\text{Pd}(\text{OAc})_2$  (0.011 g, 0.05 mmol) and the resulting mixture was irradiated by microwave as above (2.1) at 150 °C for 5 min. The mixture was purified as above using hexane–ethyl acetate 1 : 1 as the eluent. The products (3a–f) were obtained as white crystals.

*Ethyl diphenylphosphinate (3a)*. White crystals; mp.: 43–44 °C, mp.: $^{42}$  39–41 °C,  $^{31}\text{P}$  NMR ( $\text{CDCl}_3$ )  $\delta$  32.2,  $\delta_{\text{P}}$  ( $\text{CDCl}_3$ ) $^{43}$  31.5;  $^{13}\text{C}$  NMR ( $\text{CDCl}_3$ )  $\delta$  16.5 (d,  $J = 6.6$ ,  $\text{CH}_3$ ), 61.1 (d,  $J = 5.9$ ,  $\text{OCH}_2$ ), 128.4 (d,  $J = 13.1$ ,  $\text{C}_2$ )\*, 131.6 (d,  $J = 10.1$ ,  $\text{C}_3$ )\*, 131.7 (d,  $J = 137.0$ ,  $\text{C}_1$ ), 132.0 (d,  $J = 2.8$ ,  $\text{C}_4$ ), \* may be reversed;  $^1\text{H}$  NMR

( $\text{CDCl}_3$ )  $\delta$  1.36 (t, 3H,  $J = 7.1$ ,  $\text{CH}_3$ ), 4.01–4.16 (m, 2H,  $\text{OCH}_2$ ), 7.39–7.58 (m, 6H, ArH), 7.75–7.88 (m, 4H, ArH);  $[\text{M} + \text{H}]^+ = 247.0888$ ,  $\text{C}_{14}\text{H}_{16}\text{O}_2\text{P}$  requires 247.0888.

*Propyl diphenylphosphinate (3b)*. White crystals; mp.: 92–93 °C, mp.: $^{44}$  89–91 °C;  $^{31}\text{P}$  NMR ( $\text{CDCl}_3$ )  $\delta$  33.5;  $^{13}\text{C}$  NMR ( $\text{CDCl}_3$ )  $\delta$  10.3 ( $\text{CH}_2\text{CH}_3$ ), 24.0 (d,  $J = 6.7$ ,  $\text{OCH}_2\text{CH}_2$ ), 66.4 (d,  $J = 6.1$ ,  $\text{OCH}_2$ ), 128.6 (d,  $J = 13.1$ ,  $\text{C}_2$ )\*, 131.7 (d,  $J = 10.1$ ,  $\text{C}_3$ )\*, 131.8 (d,  $J = 137.2$ ,  $\text{C}_1$ ), 132.2 (d,  $J = 2.8$ ,  $\text{C}_4$ ), \* may be reversed;  $^1\text{H}$  NMR ( $\text{CDCl}_3$ )  $\delta$  0.94 (t, 3H,  $J = 7.4$ ,  $\text{CH}_3$ ), 1.71–1.80 (m, 2H,  $\text{OCH}_2\text{CH}_2$ ), 3.99 (q, 2H,  $J = 6.7$ ,  $\text{OCH}_2$ ), 7.39–7.53 (m, 6H, ArH), 7.79–7.88 (m, 4H, ArH);  $[\text{M} + \text{H}]^+ = 261.1040$ ,  $\text{C}_{15}\text{H}_{18}\text{O}_2\text{P}$  requires 261.1039.

*Isopropyl diphenylphosphinate (3c)*. White crystals; mp.: 101–102 °C, mp.: $^{43}$  98–100 °C;  $^{31}\text{P}$  NMR ( $\text{CDCl}_3$ )  $\delta$  30.0,  $\delta_{\text{P}}$  ( $\text{CDCl}_3$ ) $^{43}$  31.4;  $^{13}\text{C}$  NMR ( $\text{CDCl}_3$ )  $\delta$  24.4 (d,  $J = 4.2$ ,  $\text{CH}_3$ ), 70.3 (d,  $J = 6.0$ ,  $\text{OCH}$ ), 128.5 (d,  $J = 13.1$ ,  $\text{C}_2$ )\*, 131.7 (d,  $J = 10.1$ ,  $\text{C}_3$ )\*, 132.0 (d,  $J = 2.8$ ,  $\text{C}_4$ ), 132.4 (d,  $J = 137.3$ ,  $\text{C}_1$ ), \* may be reversed;  $^1\text{H}$  NMR ( $\text{CDCl}_3$ )  $\delta$  1.34 (d, 6H,  $J = 6.1$ ,  $\text{CH}_3$ ), 4.57–4.74 (m, 1H, OCH), 7.36–7.56 (m, 6H, ArH), 7.75–7.90 (m, 4H, ArH);  $[\text{M} + \text{H}]^+ = 261.1040$ ,  $\text{C}_{15}\text{H}_{18}\text{O}_2\text{P}$  requires 261.1039.

*Butyl diphenylphosphinate (3d)*. White crystals; mp.: 95–96 °C, mp.: $^{45}$  90–92 °C;  $^{31}\text{P}$  NMR ( $\text{CDCl}_3$ )  $\delta$  31.2,  $\delta_{\text{P}}$  ( $\text{CDCl}_3$ ) $^{46}$  31.2;  $^{13}\text{C}$  NMR ( $\text{CDCl}_3$ )  $\delta$  13.7 ( $\text{CH}_3$ ), 18.9 ( $\text{CH}_2\text{CH}_3$ ), 32.7 (d,  $J = 6.6$ ,  $\text{OCH}_2\text{CH}_2$ ), 64.8 (d,  $J = 6.1$ , OCH), 128.5 (d,  $J = 13.1$ ,  $\text{C}_2$ )\*, 131.7 (d,  $J = 10.1$ ,  $\text{C}_3$ )\*, 131.8 (d,  $J = 2.8$ ,  $\text{C}_4$ ), 132.1 (d,  $J = 137.0$ ,  $\text{C}_1$ ), \* may be reversed;  $^1\text{H}$  NMR ( $\text{CDCl}_3$ )  $\delta$  0.92 (t, 3H,  $J = 7.3$ ,  $\text{CH}_3$ ), 1.35–1.55 (d, 2H,  $\text{CH}_2\text{CH}_3$ ), 1.62–1.80 (m, 2H,  $\text{OCH}_2\text{CH}_2$ ), 4.03 (t, 2H,  $J = 6.6$ ,  $\text{OCH}_2$ ), 7.35–7.61 (m, 6H, ArH), 7.71–7.94 (m, 4H, ArH);  $[\text{M} + \text{H}]^+ = 275.1196$ ,  $\text{C}_{16}\text{H}_{20}\text{O}_2\text{P}$  requires 275.1195.

*Isobutyl diphenylphosphinate (3e)*. White crystals; mp.: 82–83 °C, mp.: $^{44}$  79–80 °C;  $^{31}\text{P}$  NMR ( $\text{CDCl}_3$ )  $\delta$  31.0;  $^{13}\text{C}$  NMR ( $\text{CDCl}_3$ )  $\delta$  19.0 ( $\text{CH}_3$ ), 29.4 (d,  $J = 6.9$ , CH), 70.9 (d,  $J = 6.3$ ,  $\text{OCH}_2$ ), 128.6 (d,  $J = 13.1$ ,  $\text{C}_2$ )\*, 131.8 (d,  $J = 10.1$ ,  $\text{C}_3$ )\*, 131.9 (d,  $J = 2.8$ ,  $\text{C}_4$ ), 132.2 (d,  $J = 137.2$ ,  $\text{C}_1$ ), \* may be reversed;  $^1\text{H}$  NMR ( $\text{CDCl}_3$ )  $\delta$  0.96 (d, 6H,  $J = 6.7$ ,  $\text{CH}_3$ ), 1.89–2.07 (m, 1H, CH), 3.78 (t, 2H,  $J = 6.3$ ,  $\text{OCH}_2$ ), 7.34–7.56 (m, 6H, ArH), 7.65–7.88 (m, 4H, ArH);  $[\text{M} + \text{H}]^+ = 275.1197$ ,  $\text{C}_{16}\text{H}_{20}\text{O}_2\text{P}$  requires 275.1195.

*Isopentyl diphenylphosphinate (3f)*. White crystals; mp.: 55–56 °C, mp.: $^{47}$  55–57 °C;  $^{31}\text{P}$  NMR ( $\text{CDCl}_3$ )  $\delta$  31.2,  $\delta_{\text{P}}$  ( $\text{CDCl}_3$ ) $^{47}$  30.1;  $^{13}\text{C}$  NMR ( $\text{CDCl}_3$ )  $\delta$  22.3 ( $\text{CH}_3$ ), 24.6 (CH), 39.2 (d,  $J = 6.6$ ,  $\text{OCH}_2\text{CH}_2$ ), 63.4 (d,  $J = 6.1$ ,  $\text{OCH}_2$ ), 128.4 (d,  $J = 13.1$ ,  $\text{C}_2$ )\*, 131.5 (d,  $J = 10.1$ ,  $\text{C}_3$ )\*, 131.6 (d,  $J = 137.0$ ,  $\text{C}_1$ ), 132.0 (d,  $J = 2.8$ ,  $\text{C}_4$ ), \* may be reversed;  $^1\text{H}$  NMR ( $\text{CDCl}_3$ )  $\delta$  0.88 (d, 6H,  $J = 6.5$ ,  $\text{CH}_3$ ), 1.60 (q, 2H,  $J = 6.7$ ,  $\text{OCH}_2\text{CH}_2$ ), 1.68–1.85 (m, 1H, CH), 4.04 (q, 2H,  $J = 6.5$ ,  $\text{OCH}_2$ ), 7.34–7.56 (m, 6H, ArH), 7.65–7.85 (m, 4H, ArH);  $[\text{M} + \text{H}]^+ = 289.1353$ ,  $\text{C}_{17}\text{H}_{22}\text{O}_2\text{P}$  requires 289.1352.

**2.3. General procedure for the reaction of secondary phosphine oxides with bromoarenes.** The tertiary phosphine oxides (4a–d and 6a–c) were prepared from the corresponding bromoarene (2.0 mmol: 0.21 mL of bromobenzene, 0.34 g of 4-bromotoluene, 0.38 g 4-bromo-chlorobenzene and 0.22 mL 4-bromofluorobenzene) and the secondary phosphine oxide [2.0 mmol: 0.40 g of diphenylphosphine oxide, 0.27 g of dipropylphosphine oxide (5a), 0.32 g of dibutylphosphine oxide (5b) and 0.46 g of dibenzylphosphine oxide (5c)] [in the case of dialkylphosphine oxides in acetonitrile (1 mL)], as above (2.1). The only difference is that, in the case of dialkylphosphine oxides (5a–c), the solvent





was removed after the reaction. The products **4a–d** and **6a–c** were obtained as white or pale yellow crystals.

**Triphenylphosphine oxide (4a).** White crystals; mp.: 156–157 °C, mp.:<sup>48</sup> 156–157 °C; <sup>31</sup>P NMR (CDCl<sub>3</sub>) δ 30.6, δ<sub>P</sub> (CDCl<sub>3</sub>)<sup>48</sup> 29.5. [M + H]<sup>+</sup> = 279.0941, C<sub>18</sub>H<sub>16</sub>OP requires 279.0939.

**4-Methylphenyl diphenylphosphine oxide (4b).** White crystals; mp.: 118–119 °C, mp.:<sup>49</sup> 119–123 °C; <sup>31</sup>P NMR (CDCl<sub>3</sub>) δ 29.3, δ<sub>P</sub> (CDCl<sub>3</sub>)<sup>49</sup> 29.1; <sup>13</sup>C NMR (CDCl<sub>3</sub>) δ 21.6 (CH<sub>3</sub>), 128.4 (d, J = 12.1, C<sub>2</sub>)<sup>a</sup>, 129.1 (d, J = 106.4, C<sub>1</sub>), 129.2 (d, J = 12.6, C<sub>2</sub>)<sup>b</sup>, 131.8 (d, J = 2.7, C<sub>4</sub>), 132.0 (d, J = 9.9, C<sub>3</sub>)<sup>a</sup>, 132.1 (d, J = 10.2, C<sub>3</sub>)<sup>b</sup>, 132.8 (d, J = 105.9, C<sub>1</sub>), 142.4 (d, J = 2.8, C<sub>4</sub>), <sup>a,b</sup> may be reversed; <sup>1</sup>H NMR (CDCl<sub>3</sub>) δ 2.40 (s, 3H, CH<sub>3</sub>), 7.11–7.29 (m, 2H, ArH), 7.40–7.80 (m, 12H, ArH); [M + H]<sup>+</sup> = 293.1085, C<sub>19</sub>H<sub>18</sub>OP requires 293.1090.

**4-Chlorophenyl diphenylphosphine oxide (4c).** Pale yellow crystals; mp.: 142–143 °C, mp.:<sup>49</sup> 141–142 °C; <sup>31</sup>P NMR (CDCl<sub>3</sub>) δ 28.5, δ<sub>P</sub> (CDCl<sub>3</sub>)<sup>49</sup> 28.8; <sup>13</sup>C NMR (CDCl<sub>3</sub>) δ 128.6 (d, J = 12.2, C<sub>2</sub>)<sup>a</sup>, 128.8 (d, J = 12.7, C<sub>2</sub>)<sup>b</sup>, 131.1 (d, J = 104.7, C<sub>1</sub>), 131.96 (d, J = 10.0, C<sub>3</sub>)<sup>a</sup>, 132.02 (d, J = 105.0, C<sub>1</sub>), 132.1 (d, J = 2.7, C<sub>4</sub>), 133.4 (d, J = 10.7, C<sub>3</sub>)<sup>b</sup>, 138.5 (d, J = 3.4, C<sub>4</sub>), <sup>a,b</sup> may be reversed; <sup>1</sup>H NMR (CDCl<sub>3</sub>) δ 7.20–7.87 (m, ArH); [M + H]<sup>+</sup> = 313.0551, C<sub>18</sub>H<sub>15</sub>OP<sup>35</sup>Cl requires 313.0544.

**4-Fluorophenyl diphenylphosphine oxide (4d).** Pale yellow crystals; mp.: 134–135 °C, mp.:<sup>50</sup> 134–135 °C; <sup>31</sup>P NMR (CDCl<sub>3</sub>) δ 28.5, δ<sub>P</sub> (CDCl<sub>3</sub>)<sup>51</sup> 28.3; <sup>13</sup>C NMR (CDCl<sub>3</sub>) δ, 115.8 (dd, J<sub>1</sub> = 13.2, J<sub>2</sub> = 21.4, C<sub>2</sub>)<sup>a</sup>, 128.52 (dd, J<sub>1</sub> = 106.5, J<sub>2</sub> = 3.4, C<sub>1</sub>), 128.53 (d, J = 12.2, C<sub>2</sub>)<sup>b</sup>, 132.0 (d, J = 12.2, C<sub>3</sub>)<sup>b</sup>, ~132.1 (d, J ~3.0, C<sub>4</sub>), 132.3 (d, J = 105.0, C<sub>1</sub>), 134.5 (dd, J<sub>1</sub> = 11.3, J<sub>2</sub> = 8.8, C<sub>3</sub>)<sup>a</sup>, 165.0 (dd, J<sub>1</sub> = 3.2, J<sub>2</sub> = 253.6, C<sub>4</sub>), <sup>a,b</sup> may be reversed; <sup>1</sup>H NMR (CDCl<sub>3</sub>) δ 7.06–7.20 (m, 2H, ArH), 7.37–7.75 (m, 12H, ArH), [M + H]<sup>+</sup> = 297.0846, C<sub>18</sub>H<sub>15</sub>OPF requires 297.0839.

**Dipropylphenylphosphine oxide (6a).** Yield: 80%; pale yellow crystals; mp.: 41–42 °C, mp.:<sup>56</sup> 43 °C; <sup>31</sup>P NMR (CDCl<sub>3</sub>) δ 40.5; <sup>13</sup>C NMR (CDCl<sub>3</sub>) δ 15.4 (d, J = 4.1, CH<sub>3</sub>), 15.9 (d, J = 14.9, CH<sub>2</sub>CH<sub>3</sub>), 32.3 (d, J = 68.3, PCH<sub>2</sub>), 128.8 (d, J = 11.1, C<sub>2</sub>)<sup>\*</sup>, 130.6 (d, J = 8.8, C<sub>3</sub>)<sup>\*</sup>, 131.6 (d, J = 2.7, C<sub>4</sub>), 132.8 (d, J = 91.7, C<sub>1</sub>), <sup>\*</sup> may be reversed; <sup>1</sup>H NMR (CDCl<sub>3</sub>) δ 0.95 (t, 6H, J = 7.3, CH<sub>3</sub>), 1.37–1.69 (m, 4H, CH<sub>2</sub>CH<sub>3</sub>), 1.75–2.01 (m, 4H, PCH<sub>2</sub>), 7.40–7.51 (m, 3H, ArH), 7.61–7.73 (m, 2H, ArH); [M + H]<sup>+</sup> = 211.1247, C<sub>12</sub>H<sub>20</sub>OP requires 211.1246.

**Dibutylphenylphosphine oxide (6b).** Yield: 88%; pale yellow crystals; mp.: 58–59 °C, mp.:<sup>57</sup> 55–57 °C; <sup>31</sup>P NMR (CDCl<sub>3</sub>) δ 39.1, δ<sub>P</sub> (CDCl<sub>3</sub>)<sup>58</sup> 42.8; <sup>13</sup>C NMR (CDCl<sub>3</sub>) δ 13.5 (CH<sub>3</sub>), 23.4 (d, J = 4.1, CH<sub>2</sub>CH<sub>3</sub>), 24.0 (d, J = 14.5, PCH<sub>2</sub>CH<sub>2</sub>), 29.6 (d, J = 68.5, PCH<sub>2</sub>), 128.5 (d, J = 11.1, C<sub>2</sub>)<sup>\*</sup>, 130.3 (d, J = 8.7, C<sub>3</sub>)<sup>\*</sup>, 131.3 (d, J = 2.7, C<sub>4</sub>), 132.6 (d, J = 91.8, C<sub>1</sub>), <sup>\*</sup> may be reversed; <sup>1</sup>H NMR (CDCl<sub>3</sub>) δ 0.83 (t, 6H, J = 6.8, CH<sub>3</sub>), 1.23–1.69 (m, 8H, CH<sub>2</sub>CH<sub>2</sub>), 1.74–2.05 (m, 4H, PCH<sub>2</sub>), 7.37–7.54 (m, 3H, ArH), 7.59–7.75 (m, 2H, ArH); [M + H]<sup>+</sup> = 239.1554, C<sub>14</sub>H<sub>24</sub>OP requires 239.1559.

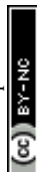
**Dibenzylphenylphosphine oxide (6c).** Yield: 95%; white crystals; mp.: 179–180 °C, mp.:<sup>59</sup> 178–181 °C; <sup>31</sup>P NMR (CDCl<sub>3</sub>) δ 35.0, δ<sub>P</sub> (CDCl<sub>3</sub>)<sup>59</sup> 35.2; <sup>13</sup>C NMR (CDCl<sub>3</sub>) δ 37.4 (d, J = 63.4, PCH<sub>2</sub>), 126.7 (d, J = 2.9, C<sub>4</sub>), 128.2 (d, J = 11.4, C<sub>2</sub>)<sup>a</sup>, 128.4 (d, J = 2.5, C<sub>3</sub>)<sup>b</sup>, 129.9 (d, J = 5.2, C<sub>2</sub>)<sup>b</sup>, 130.9 (d, J = 94.8, C<sub>1</sub>), 131.0 (d, J = 8.5, C<sub>3</sub>)<sup>a</sup>, 131.4 (d, J = 7.6, C<sub>1</sub>), 131.6 (d, J = 2.7, C<sub>4</sub>), <sup>a,b</sup> may be reversed; <sup>1</sup>H NMR (CDCl<sub>3</sub>) δ 3.49 (d, 4H, J = 13.9, PCH<sub>2</sub>), 7.20–7.71 (m, 15H, ArH); [M + H]<sup>+</sup> = 307.1241, C<sub>20</sub>H<sub>20</sub>OP requires 307.1246.

## Acknowledgements

The above project was supported by the Hungarian Scientific and Research Fund (OTKA no. K83118).

## References

- 1 Preceding communication: E. Jablonkai and G. Keglevich, *Tetrahedron Lett.*, 2013, **54**, 4185.
- 2 E. Jablonkai and G. Keglevich, *Curr. Org. Synth.*, 2014, **11**, 429.
- 3 C. Yuan and H. Feng, *Synthesis*, 1990, 140.
- 4 G. Keglevich, A. Grün, A. Bölskei, L. Drahos, M. Kraszni and G. T. Balogh, *Heteroat. Chem.*, 2012, **23**, 574.
- 5 T. Hirao, T. Masunaga, Y. Ohshiro and T. Agawa, *Tetrahedron Lett.*, 1980, **21**, 3595.
- 6 T. Hirao, T. Masunaga, N. Yamada, Y. Ohshiro and T. Agawa, *Bull. Chem. Soc. Jpn.*, 1982, **55**, 909.
- 7 T. Hirao, T. Masunaga, Y. Ohshiro and T. Agawa, *Synthesis*, 1981, 56.
- 8 X. Lu and J. Zhu, *Synthesis*, 1987, 726.
- 9 D. A. Holt and J. M. Erb, *Tetrahedron Lett.*, 1989, **30**, 5393.
- 10 M. A. Kazankova, I. G. Trostyanskaya, S. V. Lutsenko and I. P. Beletskaya, *Tetrahedron Lett.*, 1999, **40**, 569.
- 11 P. Zhong, Z. X. Xiong and X. Huang, *Synth. Commun.*, 2000, **30**, 273.
- 12 Y. Kobayashi and A. D. William, *Adv. Synth. Catal.*, 2004, **346**, 1749.
- 13 M. Kalek, A. Ziadi and J. Stawinski, *Org. Lett.*, 2008, **10**, 4637.
- 14 D. Villemin, P.-A. Jaffres and F. Simeon, *Phosphorus, Sulfur Silicon Relat. Elem.*, 1997, **130**, 59.
- 15 M. Kalek and J. Stawinski, *Organometallics*, 2007, **26**, 5840.
- 16 Y. Belabassi, S. Alzghari and J.-L. Montchamp, *J. Organomet. Chem.*, 2008, **693**, 3171.
- 17 E. L. Deal, C. Petit and J.-L. Montchamp, *Org. Lett.*, 2011, **13**, 3270.
- 18 M. Kalek, M. Jezowska and J. Stawinski, *Adv. Synth. Catal.*, 2009, **351**, 3207.
- 19 M. M. Kabachnik, M. D. Solntseva, V. V. Izmer, Z. S. Novikova and I. P. Beletskaya, *Russ. J. Org. Chem.*, 1998, **34**, 93.
- 20 I. P. Beletskaya, N. B. Karlstedt, E. E. Nifant'ev, D. V. Khodarev, T. S. Kukhareva, A. V. Nikolaev and A. J. Ross, *Russ. J. Org. Chem.*, 2006, **42**, 1780.
- 21 Z. S. Novikova, N. N. Demik, A. Yu. Agarkov and I. P. Beletskaya, *Russ. J. Org. Chem.*, 1995, **31**, 129.
- 22 I. P. Beletskaya and M. A. Kazankova, *Russ. J. Org. Chem.*, 2002, **38**, 1391.
- 23 A. Stadler and C. O. Kappe, *Org. Lett.*, 2002, **4**, 3541.
- 24 L. Liu, Y. Wang, Z. Zeng, P. Xu, Y. Gao, Y. Yin and Y. Zhao, *Adv. Synth. Catal.*, 2013, **355**, 659.
- 25 L. Liu, Y. Lv, Y. Wu, X. Gao, Z. Zeng, Y. Gao, G. Tang and Y. Zhao, *RSC Adv.*, 2014, **4**, 2322.
- 26 G. Keglevich, T. Novák, L. Vida and I. Greiner, *Green Chem.*, 2006, **8**, 1073.
- 27 G. Keglevich, K. Majrik, L. Vida and I. Greiner, *Lett. Org. Chem.*, 2008, **5**, 224.





- 28 I. Greiner, A. Grün, K. Ludányi and G. Keglevich, *Heteroat. Chem.*, 2011, **22**, 11.
- 29 G. Keglevich, A. Grün, Z. Blastik and I. Greiner, *Heteroat. Chem.*, 2011, **22**, 174.
- 30 A. Grün, Z. Blastik, L. Drahos and G. Keglevich, *Heteroat. Chem.*, 2012, **23**, 241.
- 31 G. Keglevich, E. Bálint, É. Karsai, A. Grün, M. Bálint and I. Greiner, *Tetrahedron Lett.*, 2008, **49**, 5039.
- 32 G. Keglevich, E. Bálint, É. Karsai, J. Varga, A. Grün, M. Bálint and I. Greiner, *Let. Org. Chem.*, 2009, **6**, 535.
- 33 K. Kranjc and M. Kočevár, *Curr. Org. Chem.*, 2010, **14**, 1050.
- 34 M. C. Kohler, J. G. Sokol and R. A. Stockland Jr, *Tetrahedron Lett.*, 2009, **50**, 457.
- 35 R. A. Dhokale and S. B. Mhaske, *Org. Lett.*, 2013, **15**, 2218.
- 36 R. Q. Zhuang, J. A. Xu, Z. S. Cai, G. Tang, M. J. Fang and Y. F. Zhao, *Org. Lett.*, 2011, **13**, 2110.
- 37 P. Machnitzki, T. Nickel, O. Stelzer and C. Landgrafe, *Eur. J. Inorg. Chem.*, 1998, **7**, 1029.
- 38 C. A. Metcalf, W. C. Shakespeare, T. K. Sawyer, Y. Wang and R. Bohacek, *US Pat.*, 2003/100572 A1, 2003.
- 39 E. A. Krasil'nikova, I. V. Berdnik, V. V. Sentemov, F. S. Shagvaleev and T. V. Zykova, *J. Gen. Chem. USSR*, 1986, **56**, 959.
- 40 E. Bálint, E. Jablonkai, M. Bálint and G. Keglevich, *Heteroat. Chem.*, 2010, **21**, 211.
- 41 G. Keglevich, E. Bálint, N. Z. Kiss, E. Jablonkai, L. Hegedűs, A. Grün and I. Greiner, *Curr. Org. Chem.*, 2011, **15**, 1802.
- 42 A. W. Frank and C. F. Baranauckas, *J. Org. Chem.*, 1966, **31**, 872.
- 43 T. K. Olszewski and B. Boduszek, *Tetrahedron*, 2010, **66**, 8661.
- 44 K. D. Berlin and R. U. Pagilagan, *J. Org. Chem.*, 1967, **32**, 129.
- 45 O. Berger, C. Petit, E. L. Deal and J.-L. Montchamp, *Adv. Synth. Catal.*, 2013, **355**, 1361.
- 46 N. Z. Kiss, K. Ludányi, L. Drahos and G. Keglevich, *Synth. Commun.*, 2009, **39**, 2392.
- 47 D. B. G. Williams and T. E. Netshiozwi, *Tetrahedron*, 2009, **65**, 9973.
- 48 X. Zhang, H. Liu, X. Hu, G. Tang, J. Zhu and Y. Zhao, *Org. Lett.*, 2011, **13**, 3478.
- 49 C. Huang, X. Tang, H. Fu, Y. Jiang and Y. Zhao, *J. Org. Chem.*, 2006, **71**, 5020.
- 50 J. W. Rakshys, R. W. Taft and W. A. Sheppard, *J. Am. Chem. Soc.*, 1968, **90**, 5236.
- 51 J. Xu, P. Zhang, Y. Gao, Y. Chen, G. Tang and Y. Zhao, *J. Org. Chem.*, 2013, **78**, 8176.
- 52 M. I. Kabachnik and E. N. Tsvetkov, *Bull. Acad. Sci. USSR*, 1963, **12**, 1120.
- 53 S. F. Malysheva, Z. M. Garashchenko, S. N. Arbuzova, M. V. Nikitin, N. K. Gusarova and B. A. Trofimov, *Russ. J. Gen. Chem.*, 1997, **67**, 1794.
- 54 C. A. Busacca, J. C. Lorenz, N. Grinberg, N. Haddad, M. Hrapchak, B. Latli, H. Lee, P. Sabila, A. Saha, M. Sarvestani, S. Shen, R. Varsolona, X. Wei and C. H. Senanayake, *Org. Lett.*, 2005, **7**, 4277.
- 55 B. A. Trofimov, N. K. Gusarova, S. F. Malysheva, S. I. Shaikhudinova, N. A. Belogorlova, T. I. Kazantseva, B. G. Sukhov and G. V. Plotnikova, *Russ. J. Gen. Chem.*, 2005, **75**, 684.
- 56 J. H. Davies and P. Kirby, *J. Chem. Soc.*, 1964, 3425.
- 57 V. I. Evreinov, V. E. Baulin, Z. N. Vostroknutova, Z. V. Safronova, N. A. Bondarenko and E. N. Tsvetkov, *Russ. J. Gen. Chem.*, 1995, **65**, 223.
- 58 V. A. Zagumennov and N. A. Sizova, *Russ. J. Gen. Chem.*, 2012, **82**, 1368.
- 59 M. Stankevič, A. Włodarczyk, M. Jaklińska, R. Parcheta and K. M. Pietrusiewicz, *Tetrahedron*, 2011, **67**, 8671.
- 60 K. D. Troev, *Chemistry and Application of H-Phosphonates*, Elsevier, Amsterdam, 2006, ch. 3.1, p. 24.

