

A NEW STICTOPONERA, WITH NOTES ON
THE GENUS (HYMENOPTERA: FORMICIDÆ)

BY WILLIAM L. BROWN, JR.

Biological Laboratories, Harvard University

Among ants collected in Western China during the years 1944 and 1945, I have two specimens of a new *Stictoponera* collected on a high, sharp ridge near Chao Kung Mountain and about one and one-half days' travel afoot west of Kuanhsien, Szechuan Province, China. The elevation was between 5000 and 7500 feet, probably closer to the higher altitude, in the zone of dense bamboo growth. The ants were taken together in the thin bamboo humus at the ridge summit. They moved very slowly, and resembled our species of *Proceratium* in their sluggish locomotion and in feigning death at the approach of danger.

Stictoponera panda new species

Holotype worker. Size, excluding mandibles, 5.2 mm. Length of thorax, Weber's measurement, 1.8 mm. Closely related to *taivanensis* Wheeler in possessing a high petiolar node with steep anterior and posterior faces. It differs from *taivanensis* mainly in its larger size, broader head (cephalic index, or greatest breadth of head expressed as a percentage of greatest length, mandibles excluded, is 93) and its different sculpture and color. The posterior corners of the head are also a little more acute. The eyes small, like those of *taivanensis*, with 6 to 8 ommatidia in the greatest diameter, placed near the middle of the sides of the head.

The frontal carinæ are slightly farther apart, and the longitudinal costulæ arising between them and continuing back across the vertex are finer and more numerous (four distinct costulæ in *taivanensis*, at least twice that many in *panda*, the more laterally placed costulæ with scattered shallow pits separating them). Clypeus very finely longitudinally striate, its median groove shallow and not bounded by definite carinæ laterally, somewhat shining. The declivity of the epinotum much less distinctly margined, the epinotal teeth obsolete, cross-rugæ on the face

of the declivity much reduced and less distinct. For the rest, the sculpture is quite similar to that of *taivanensis*, but throughout lower and less distinct, especially of the dorsum of the thorax and first gastric segment.

Pilosity slightly shorter, more delicate and more abundant than in *taivanensis*. Color deep reddish ferruginous, the node of the petiole slightly infuscated, antennæ and mandibles lighter, legs still lighter and more yellowish.

Holotype worker.—Taken near Chao Kung Mountain, west of Kuanhsien, Szechuan Province, China, Sept. 4, 1945. (W. L. Brown, Jr.) Type to be deposited in the Museum of Comparative Zoology.

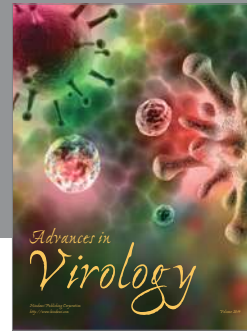


Paratype worker.—One specimen. Total length excluding mandibles, 4.8 mm. Cephalic index, 92. Length of thorax, Weber's measurement, 1.7 mm. Otherwise quite similar. This specimen collected with the holotype to be deposited in the U. S. National Museum.

This species is presumably different from *binghami* Forel, of which I have not seen specimens, in the size of the eyes, in sculpture, and in the shape of the petiole. *Binghami* is from Lower Burma, *taivanensis* from Formosa.

Stictoponera menadensis subsp. *minor* Forel

This form has been listed as a variety of subsp. *bicolor* Emery, from which it differs so markedly in color, if the specimen from Dong Mo, Indo-China is any criterion, that it should be regarded at the very least as of subspecific rank. This specimen, collected by Silvestri and now in the Wheeler Collection at the Museum of Comparative Zoology, is similar to *bicolor* in size and sculpture, but is a very light tannish-yellow in color, the gaster very slightly darker. The first funicular joint is more slender than in the Wheeler Collection specimens of *menadensis* Mayr or its subsp. *bicolor*.

Another series of workers from Borneo in the Wheeler collection are large for *Stictoponera*, ferruginous red, and have the second gastric segment strongly costate. The genus is in such confusion that I am afraid of describing them as new without reliable examples of *costata* Emery, to which they are probably most closely related.



Hindawi

Submit your manuscripts at
<http://www.hindawi.com>

