

 Open access • Journal Article • DOI:10.1016/J.PAIN.2008.02.026

## **A patient-based national survey on postoperative pain management in France reveals significant achievements and persistent challenges. — [Source link](#)**





[Dominique Fletcher](#), [Christophe Fermanian](#), [Alain Mardaye](#), [Philippe Aegerter](#)

**Published on:** 15 Jul 2008 - [Pain](#) (Pain)

**Topics:** [Visual analogue scale](#)

Related papers:

- [Postoperative Analgesic THERapy Observational Survey \(PATHOS\): a practice pattern study in 7 central/southern European countries.](#)
- [Postoperative pain experience: results from a national survey suggest postoperative pain continues to be undermanaged.](#)
- [Persistent postsurgical pain: risk factors and prevention](#)
- [Pain intensity on the first day after surgery: a prospective cohort study comparing 179 surgical procedures.](#)
- [The Quality of Pain Management in German Hospitals](#)

Share this paper:    

View more about this paper here: <https://typeset.io/papers/a-patient-based-national-survey-on-postoperative-pain-4fajux3byx>

## **A patient-based national survey on postoperative pain management in France reveals significant achievements and persistent challenges**

Dominique Fletcher<sup>1,3</sup>, Christophe Fermanian<sup>2</sup>, Alain Mardaye<sup>2</sup>, Philippe Aegerter<sup>2</sup>: Pain and regional anesthesia committee of the French Anesthesia and Intensive Care Society (SFAR)

<sup>1</sup> Université de Versailles St-Quentin, AP-HP, Hôpital Raymond Poincaré, Service d'Anesthésie Réanimation Chirurgicale, 104 boulevard Raymond Poincaré 92380 Garches, France

<sup>2</sup> Université de Versailles St-Quentin, AP-HP, Hôpital Ambroise Paré, Clinical Research Unit, 9 avenue Charles de Gaulle, 92100 Boulogne, France

<sup>3</sup> INSERM, U-792, Hôpital Ambroise Paré, Centre d'Evaluation et de Traitement de la Douleur, F-92100 France; Université Versailles Saint-Quentin, Versailles, F-78035 France

Corresponding author : Dominique Fletcher

Université de Versailles St-Quentin, AP-HP, Hôpital Raymond Poincaré, Service d'Anesthésie Réanimation Chirurgicale, 104 boulevard Raymond Poincaré 92380 Garches, France. tel 0147107622, fax 0147107623 ; Email : [dominique.fletcher@rpc.ap-hop-paris.fr](mailto:dominique.fletcher@rpc.ap-hop-paris.fr)

Manuscript: forty one pages, 9 tables and 1 appendix

**Abstract** (249 words)

We carried out a national survey on postoperative pain (POP) management in a representative sample (public/private, teaching/non teaching, size) of 76 surgical centers in France. Based on medical records and questionnaires, we evaluated adult patients 24 hours after surgery, concerning information, pre and postoperative pain, evaluation, treatment and side effects. A local consultant provided information about POP management. Data were recorded for 1900 adult patients, 69.3% of whom remembered information on POP. Information was mainly delivered orally (90.3%) and rarely noted on the patient's chart (18.2%). Written evaluations of POP were frequent on the ward (93.7%) with appropriate intervals (4.1 (4.0) hours), but not frequently prescribed (32.7%). Pain evaluations were based on visual analog scale (21.1%), numerical scale (41.2%), verbal scale (13.8%) or non numerical tool (24%). Pain was rarely a criterion for recovery room discharge (19.8%). Reported POP was mild at rest (2.7 (1.3)), moderate during movement (4.9 (1.9)) and intense at its maximal level (6.4 (2.0)). Incidence of side effects was similar according to patient (26.4%) or medical chart (25.1%) including mostly nausea and vomiting (83.3%). Analgesia was frequently initiated during anesthesia (63.6%). Patient-controlled analgesia (21.4%) was used less frequently than subcutaneous morphine (35.1%) whose prescription frequently did not follow guidelines. Non-opioid analgesics used included paracetamol (90.3%), ketoprofen (48.5%) and nefopam (21.4%). Epidural (1.5%) and peripheral (4.7%) nerve blocks were underused. Evaluation (63.4%) or treatment (74.1%) protocols were not available for all patients.

This national, prospective, patient-based, survey reveals both progress and persistent challenges in POP management.

**Key words**

Postoperative pain, national survey, improvement

**Introduction** (491 words)

Surveys evaluating pain in hospitals have been conducted since the early sixties and continue to be published regularly [41]. Postoperative pain (POP) control has frequently been shown to be inadequate in many countries including France, in general surveys [1,13,26,28] or studies focusing on patients undergoing surgery in individual teaching hospitals [48,62] at national [6,15,36,37,44,45,53] or international level [8,54]. The most frequent detected failings concern the information of the patient, limited pain evaluation, the under use of opioid and regional anesthesia techniques and inadequate organization. However, POP is a major concern for hospitalized patients [13] and may interfere with postoperative recover and increase postoperative morbidity [14]. Ad hoc evidenced-based guidelines for improving pain management, have been issued in several countries [4,43,50,51,63]. Acute pain services have been created either based on anesthesiologist staffs [42,56] or dedicated pain nurses [55]. Interventions designed to improve quality have been described in single hospital [7,30,32] or group of hospitals [33]. Medical students are now trained in pain evaluation and management and many medical meetings provide information about postoperative pain control.

The French Ministry of Health has supported effort to improve pain management, by initiating successive plans since 1994 concerning the right to pain relief for patients [20], nurses' professional obligations to evaluate pain [19], pain control recommendations for health establishments [18] and the obligation to provide patients with information [40]. Acute pain management has also recently been identified as an important element of evaluations of the professional activity of anesthesiologists [57] and of health establishments seeking certification [52].

A survey of anesthesia practice in France in 1996 has highlighted a 120% increase in number of anesthetics procedures since 1980, with a 14 fold increase in the number of regional anesthetic procedures [17]. Between 1990 and 1996, significant advances in knowledge and attitudes regarding pain and its management in the French general

population occurred, with greater awareness of the importance of acute pain treatment and acceptance of morphine use [39].

No large-scale patient-based survey has evaluated changes in POP control in France since 1996 [48]. National surveys have been performed in other countries based principally on questionnaires sent to institution or professionals [6,15,34,36,44,45]. Strategies for improving responses to postal questionnaires have been proposed [29], but the information provided by such declarative studies is not reliable because they globally overestimate the quality of care [11]. We therefore designed an observational national survey of POP control for inpatient surgery. The aim was to obtain data for adult inpatients, 24 hours after surgery, from a representative sample of surgical centers. We used three sources of information: the patient, the patients' chart and interviews with healthcare providers. The French Anesthesia and Intensive Care Society (SFAR) and the Ministry of Health supported this survey, which was designed to evaluate the impact of the previous ministerial pain plan and French Anesthesia and Intensive Care Society POP management guidelines in routine daily practice, with a view to revising these guidelines and assisting policy-makers with decisions concerning future recommendations for POP control [46].

## **Methods**

### Sample

We used French Ministry of Health statistics on surgical activity to build a representative sample of surgical centers according to teaching status, source of funding (public/private) and level of surgical activity. Based on these criteria, we defined five strata: teaching hospitals (n=49), large (> 2700 surgical cases per year) public hospitals (n=1091), small public hospitals (n=106), large (> 3200 surgical cases per year) private centers (n=269) and small private centers (n=268). Centers performing fewer than five surgical procedures per day were excluded. Sample size was calculated to detect severe pain at rest in 50% of

patients, based on incidence previously reported in similar survey [48], with a 2.5% precision and a 5%  $\alpha$  error. As a compromise between precision, number of visits and local acceptability, we decided to investigate 25 patients at each centre. As postoperative pain is managed by a single anesthesia department at each center, precision may be decreased by clustering, but increased by stratification. Taking into account a global clustering effect of  $\rho=0.15$  (i.e. a design effect of 4.6), we set the sample size at 2000 patients. The order of magnitude of this effect was confirmed after interim analysis 6 months into the survey. We performed a self-weighted two-stage sampling design: (i) the number of selected hospitals in each stratum was proportional to the number of surgical cases in the corresponding stratum, and (ii) each hospital in a particular stratum was chosen with unequal probability, proportional to the number of annual surgical cases in this hospital.

### Questionnaires

Experts in postoperative pain control (DF, members of the French Anesthesia and Intensive Care Society Pain and Regional Anesthesia Committee) designed three questionnaires to collect data from the patient (21 items), the patient's chart (80 items) and an interview with the local postoperative pain specialist (50 items). These questionnaires were used to crosscheck data concerning the information of the patient, pre- and postoperative pain, pain evaluation, treatment, side effects and pain management at the center (Appendix). They were tested and modified in a pilot survey including one centre from each stratum.

Preoperative pain evaluation was introduced during the survey and data were available for 750 patients. Pain at rest and pain during movement were evaluated at the time of the auditor's visit, using a numerical scale (NS) (0: no pain; 10 unbearable pain), with severe pain described as an NS pain intensity score  $\geq 7$ , as previously suggested [5]. The maximal pain intensity reported by the patient was defined as the most intense pain between surgery and auditor's visit. Maximal pain scores at rest and during movement in the recovery room (RR) during the first night after surgery and the day after surgery, before the auditor's visit, were collected on the patient's chart. Side effects incidence was evaluated through both patient's interview and patient's chart analysis. They were considered as present when at

least one episode since surgery was either described by the patient or recorded in the patient's chart. All information concerning analgesics prescription and administration was obtained from the patient's chart. As previously described [24], we analyzed the extent to which opioid or non opioid analgesic drug prescriptions were respected, by comparing the prescriptions made by physicians with drug administrations by nurses.

According to previous recommendations on minimum requirements for pain management [2], we chose a minimum of one written evaluation of pain as the criterion to evaluate the frequency of written pain evaluation. Pain intensity was evaluated with a visual analog scale (VAS), numerical scale (NS) or verbal pain scale (VPS). All these scales were considered to be numerical evaluation tools. Other tools for pain evaluation (e.g. qualitative appreciations such as "patient comfortable", "no pain" or symbols used for evaluation such as "pain +++") were considered to be non numerical tool of evaluation. Pain was considered as a criterion for RR discharge if a pain score was identified on patient's chart at the time of RR discharge. Nurses were interviewed in the RR and surgical department about the frequency of pain evaluation, pain evaluation as an RR discharge criterion, the timing of pain evaluation (i.e. pain evaluation after treatment) and the evaluation of side effects of analgesics. The patient's satisfaction score concerning staff behavior and global management of pain was evaluated with a numerical scale (NS) (0: not satisfied at all, 10: totally satisfied). Treatment protocols are recommendations for the prescription of analgesic drugs. They may be strictly prewritten orders or guidelines for both nurses and physicians available in surgical wards. Postoperative pain quality programs involve the explicit autoevaluation of postoperative pain management, organized by healthcare professionals.

### Realization of the survey

After selection, a letter was sent to both the hospital direction and the head of the anesthesia department of a selected center to obtain simultaneous agreement for participation. In case of no response within 2 months, a second letter was sent to both. In case of no response or

clear refusal within two months after the second letter, the center was withdrawn from the survey and another one was selected.

A single auditor (AM) was recruited and trained in postoperative pain management and the carrying out of the survey, particularly during a pilot survey. Based on the results of the pilot study, the auditor visited one center per week, and reviewed 25 cases at that center. Informed consent was not considered necessary by the local ethic committee (Comité de Protection des Personnes pour la Recherche Biomédicale, Boulogne, France). All participants had to give their verbal consent. The randomization of patients at each center was based on a random sample drawing program designed by the statistician. The auditor randomly drew 25 patients from among those whose surgery had begun before midnight on the day before the visit. For institutions with multiple operative sites, we devised a procedure to take into account the representativity of each operative site based on the number of patients undergoing surgery at each site. Patients under 18 years of age or undergoing day surgery were excluded. The patient completed the anonymous questionnaire with the help of the auditor; chart questionnaire was filled by consulting anesthesiology preoperative visit, the intraoperative monitoring, the postoperative prescription and patient's monitoring in the RR and surgical department and interviewing nurse for specific questions; the pain referent collected specific information then filled his questionnaire at the end of the survey, with help of the auditor.

#### Data analysis

Quantitative data (pre and postoperative pain scores, pain relief scores, satisfaction scores, intensity of side effects, dose and interval for analgesics, interval for pain evaluation) are presented as mean and standard deviation (SD). Global variances were adjusted for the sampling design using the Horvitz-Thompson estimator [35,64]. ANOVA was used for the comparison of continuous data between groups. Percentages are presented with denominator (total number minus missing data) and numerator (number of patient with the studied characteristic) and are rounded to one decimal place. Values of  $p < 0.05$  were



considered significant. Analyses were carried out by the clinical research unit (CF, PA) using SAS (Cary, NC).

## **Results**

### Sample of patients studied

One hundred and twenty six surgical centers were contacted. Twenty nine centers did not respond to two successive solicitations. Thirteen centers declined participation. Eight centers were not included since we already had sufficient participants.

One thousand and nine hundred patients were included from June 2004 to July 2006 in 76 centers. Patient's number was 250, 150, 275, 425 and 800 in teaching public hospital, small and large non-teaching public and small and large private institutions respectively. The characteristics of the patients and surgery are given in table 1.

### Preoperative information

Data concerning the information about POP given to patients before surgery are listed in table 2. We found that 30.7% of the patients were unable to remember the information they were given. Information was most given orally (90.3% (1190/1318) and a proof that it was delivered to the patient was noted in 18.2% (346/1899) of the patients' charts. However, 95.3% (1251/1313) of patients were satisfied with this information.

### Postoperative pain evaluation

Pain intensity monitoring was prescribed for only 32.7% (621/1900) of cases (table 3). However, written postoperative pain evaluation was frequent in surgical wards (93.7% (1778/1898), at intervals of 4.1 hours (4.0) and was noted more frequently on a specific document dedicated to pain monitoring (78.3% (1381/1764) than on nursing records (55.1% (974/1767). Evaluation tools were not standardized, with a numerical scale (NS) used most frequently. Written pain score was available as a criterion for recovery room discharge for only 19.8% (363/1834) of patients.

### Pain intensity

Data for pain intensity before and after surgery are listed in table 4. Preoperative pain was reported at the site of surgery in 62.7% (470/750) of patients. This preoperative pain, when present, had existed for more than a year in 35.6 % (168/472) of patients. Patients reporting preoperative pain had significantly more intense postoperative pain at rest (ANOVA,  $p=0.0002$ ) and when moving (ANOVA,  $p=0.001$ ) than patients without preoperative pain. Mean postoperative numerical pain score for all patients, at the time of the auditor's visit, was 2.7 (1.3) at rest and 4.9 (1.9) during movement, with a maximal level of 6.4 (2.0) during the first 24 hours after surgery. Severe pain was present in 4.2% (71/1680) of patients at rest, 26.9% (452/1680) of patients during movement and maximal pain since surgery was severe in 50.9% (855/1680) of patients.

#### Analgesics

The analgesics administered during surgery are listed in table 5. Analgesics were administered intraoperatively in 63.6% (1207/1898) of patients. Non opioid analgesics, including paracetamol (82.3% (983/1194)), ketoprofen (39.6% (472/1193)) and nefopam (24.2% (288/1192) (Acupan<sup>®</sup> Biocodex, Paris France)), were frequently used during surgery. Intraoperative opioids were used less frequently than non opioid analgesics. The opioid analgesics used were intravenous infusions of tramadol (11.5% (137/1193)), morphine (14.1% (168/1191)) or subarachnoid morphine (4.9% (58/1191)) at a low dose (98 micrograms (1156)). Ketamine was used as an intraoperative antihyperalgesic (9.2% (110/1198)). Regional anesthesia, in the form of an intraoperative infiltration (1.3% (16/1191)), epidural (1.4% (17/1191)) or peripheral nerve blocks (6.7 (80/1191)) was rarely used during surgery.

#### Information about pain treatment organization

Information about the general organization of postoperative pain treatment is provided in table 6. Analgesics were prescribed for 98.2% (1670/1701) of patients. Most (89% (315/354)) of the patients requesting rescue analgesics (18.8% (354/1885)) received such treatment within 15 minutes. However, most patients waited until they were in intense pain before requesting rescue analgesia (94.5% (335/354)). Using a numerical scale from 0 to 10,

patients reported high levels of pain relief (7.9 (1.5)) and satisfaction (9.2 (0.8)) with pain management. Written evidence of analgesic prescription before painful procedures was rarely found on the patient's chart (0.1% (2/1868)). No protocol for postoperative pain management was found for 25.9% (492/1900) of the patients. Pain treatment was rarely (17% (323/1900)) adapted between surgery and the auditor's visit. Acute pain teams were available at only 14.5% of centers. The presence of an acute pain team was associated with greater use of written documents for informing patients (71% versus 59%;  $p = 0.002$ ), the recording of this information being delivered on the patient's chart (18% versus 13%,  $p = 0.03$ ) and use of pain score as an RR discharge criterion (20% versus 14%;  $p = 0.007$ ). A postoperative pain quality program was available at 72.4% of centers. It was not associated with increases in any other indices of postoperative pain management quality.

### Opioids

The details of opioid prescriptions are given in table 7. Morphine was administered to 62.1% of patients, mostly subcutaneously (35.1% (549/1564)), via patient-controlled analgesia (PCA; 21.4% (334/1562)) or orally (5.6% (107/1899)). Morphine PCA was most frequently used after visceral (25.8% (86/334),  $p=0.005$ ), thoracic (55% (11/20,  $p=0.0009$ ) and gynecologic surgery (30.7% (43/140,  $p=0.006$ )). Continuous intravenous morphine infusions were occasionally prescribed either alone (0.5% (9/1900)) or in combination with PCA morphine (0.5% (10/1900)). Subcutaneous morphine was administered regularly in 33.7% (186/549) of patients receiving this treatment. Individual doses of 10 mg were prescribed in 44.6% (240/537) of cases. Doses were separated by four hours for only 28.2% (147/523) of prescriptions. Subcutaneous morphine prescriptions were respected by the nurses in 63.7% (304/477) of cases. The criteria for subcutaneous morphine administration on demand were non specific in 53% of cases and based on a numerical pain score in the other 47%. The use of a non specific criterion was associated with a higher frequency of severe maximal pain ( $EN \geq 7$ ) described by the patient ( $\chi^2$ ,  $p < 0.03$ ). Other prescribed opioids included, in descending order of frequency, tramadol (15.2%), nalbuphine (11.5%), dextropropoxyphene (6.3%), codeine (3.3%) and buprenorphine (1.2%). Tramadol was administered at doses and

intervals conforming to recommendations. Tramadol prescriptions were frequently respected by nurses (83.3% (236/283)).

#### Non opioid analgesics

Non opioid analgesics (table 8) were frequently used (95.5% (1806/1891)): paracetamol (90.3% (1715/1900)), ketoprofen (48.5% (922/1900)) and nefopam (21.4% (407/1900)). Paracetamol was combined with PCA and subcutaneous morphine in 95.2% (317/333) and 95.8% (523/546) of cases, respectively. Ketoprofen was combined with PCA and subcutaneous morphine in 54.4% (181/333) and 52.2% (285/546) of cases, respectively. Nefopam was combined with PCA and subcutaneous morphine in 29.1% (97/333) and 20.1% (110/546) of cases, respectively. Two non opioid analgesics were combined with morphine PCA and subcutaneous morphine in 15.3% (51/333) and 22.7% of treated patients (124/546), respectively. PCA morphine was combined with paracetamol-ketoprofen (8.8%), paracetamol-nefopam (4.6%) and nefopam-ketoprofen (1.8%). Subcutaneous morphine was combined with paracetamol-ketoprofen (14.9%), nefopam-ketoprofen (5.7%) and paracetamol-nefopam (2%). Three non-opioid analgesics were combined with PCA and subcutaneous morphine in 1.8% (7/333) and 1.8% (10/546) of treated patients, respectively. These non opioid drugs were frequently prescribed with a regular schedule and prescription was respected by nurses. Ketoprofen was the most frequent NSAID prescribed (99%), at doses and intervals in accordance with recommendations. Ketamine (0.7%) and parecoxib (1.8%) were rarely prescribed after surgery. Continuous regional anesthetic techniques were rarely used for postoperative pain control, with only 1.5% (28/1892) of patients having epidural and 4.7% (89/1889) peripheral nerve blocks. Lumbar epidural and femoral nerve blocks with continuously administered ropivacaine were the most frequent. Epidural analgesia was mainly used in visceral (2.6%, 10/381, not significant in comparisons with other types of surgery) and thoracic surgery (17.4%, 4/23,  $p=0.0001$  versus other type of surgery). Epidural analgesia was used in 5.4% (2/37) of patients undergoing colectomy. Continuous postoperative peripheral nerve block was used in 15.4% (88/570) of patients

undergoing orthopedic surgery. Peripheral nerve block was used in 43% (n=54; 9.5% of orthopedic patients) of patients undergoing total knee arthroplasty.

### Side effects

The side effects (SE) observed are listed in table 9. Written evaluations of SE were frequently found on patient's charts (80.1% (1522/1900)), and were more frequently found in a specific document (72.4% (1095/1513)) than in a nursing report (55% (832/1513)). Monitoring (49% (931/1900)) and management (56.3% (1070/1900)) of SE were not frequently prescribed. Specific scores were rarely used for SE evaluation (26.8% (404/1508)). Protocols for SE management were found for 53.3% of patients (408/776). The global incidence of SE was similar for information provided by the patient (26.4% (498/1888)) and written monitoring data from the patient's chart (25.1% (378/1505)). These side effects had a significant impact on the patient, as reflected by numerical scale scores for intensity (4.7 (1.2)). Postoperative nausea and vomiting were the most frequent side effects. The incidence of sedation, pruritus, urinary retention and motor block as estimated by the patient differed from that estimated from monitoring by nurses.

### **Discussion** (1382 words)

This is the first national survey providing reliable information about postoperative pain (POP) management in France. It reveals significant improvements in terms of pain intensity, the reporting of pain in medical files, and the prescription of PCA morphine and combination of analgesics. However, preoperative patient information and evaluation, pain evaluation protocols, subcutaneous morphine use, the use of regional anesthesia, acute pain team development and quality improvement programs remain to be improved.

Most previous national surveys on POP control have been based on postal questionnaires sent to professionals [6,15,36,37,44,45,53]. In such studies, there is a risk of overestimation of professional practice and the patient remains an expert witness of care quality. Our patient-based results therefore provide a reliable nationwide evaluation of POP

management. We also stratified all French surgical centers according to institutional and activity level criteria and then constituted a representative sample, by random sampling within each stratum. The distribution of surgical specialties in our survey was similar to that reported in 1996, with orthopedic, visceral and gynecologic/obstetric surgery most frequent [17]. Our survey was carried out by a single trained auditor, maximizing data homogeneity. However, it was subject to several limitations. Data were obtained only for the first day after inpatient surgery in adult patients. We therefore have no information for pediatric patients or patients undergoing day surgery. We also have no information for later times, when a gap has been reported to open up between initial intensive analgesia and oral analgesics [60], or for persistent pain [47]. The survey was performed over 24 months, during which time practices may have changed. We also have no information about SE management.

Between 1973 and 1999, the incidence of moderate-severe POP decreased significantly, by 1.9% per year (1.1-2.7%) [27]. Accordingly, comparison with the largest previous patient-based survey on POP control in France [48] showed that the incidence of severe pain at rest decreased from 46.3% to 4.2% between 1996 and 2007. Our results also compare favorably with recent reports, with similar results for the incidence of severe POP at rest (1-5%) reported in 1998 by Harmer *et al.* [33], and higher incidences reported in 2002 by Dolin *et al.* [27] (10.9%) and 2003 by Apfelbaum *et al.* (i.e. 47%) [3]. Mean maximal numerical pain score in the first 24 hours in previous studies was lower (3.7-4.8) [4] or higher (6.8-7.1) than that in our survey [42]. This may be due to differences in both the surgical population and pain management. Overall, our results for POP intensity compare favorably with recent patient- and literature-based surveys.

There are several possible reasons for these improvements in POP management in France. The cornerstone of POP management is the regular evaluation of pain score and its reporting in the patient's file, making pain visible [55]. Our survey reveals a high frequency of pain reporting (> 90%) in surgical wards, comparing favorably with previous French surveys

in 1996 (0% reporting) [48] and 2000 (64-82% reporting) [30], recent surveys in Germany (53.4% reporting) [61], the United Kingdom (57% reporting) [59] and a recent European declarative survey (44% reporting) [8]. It has been suggested that educating nurses about pain and daily pain assessment with a numerical rating scale can improve the communication, assessment and documentation of patients' pain [23] and improve analgesic administration by nurses [24].

Our report also reveals an increase in morphine use, particularly via PCA, since 1996 (21.4% versus 2%) [48]. The optimal frequency of PCA use remains unclear, and the frequency of use varies considerably with type of surgery and survey but increases in PCA prescription is considered an improvement of pain management [31]. In a recent European declarative survey, PCA pumps were used by almost half the respondents after major orthopedic or abdominal surgery [8]. There is therefore probably room for improvement in France. Similarly, balanced analgesia may improve POP management [38]. We found that non opioid analgesics were more widely prescribed in France (95.5%) than in a European survey in which intravenous non opioid drugs formed part of the first-line analgesic treatment after major surgery according to 64 to 72% of respondents (depending upon surgery type), and balanced analgesia use in more than 75% of patients was declared by 71% of respondents [8]. A combination of two non opioid analgesics with morphine may be considered optimal balanced analgesia [22]. Such a combination was observed for 15.3% of PCA and 22.7% of subcutaneous morphine prescriptions. This frequency cannot definitively be considered optimal, but suggests that physicians have understood the benefits of multimodal therapy.

This survey also reveals persistent limitations in POP management. One in three patients could not remember the information they were given concerning postoperative pain. Similar results have been published for the USA [3,42] and Spain [53]. Anesthesiologists in France must meet patients several days before surgery [21]. This facilitates the delivery of information about pain control, as shown by the higher frequency of preoperative information than in other European countries [8]. Information was mostly provided orally and was rarely

reported on the patient's chart. Efforts should be made to define the optimal organization of preoperative patient information. The high incidence of chronic preoperative pain at the site of surgery is surprising. Our survey, like previous reports [47], suggests that preoperative pain leads to greater POP, but other factors may be involved. We think anesthesiologists should collect information about preoperative pain as a factor predictive of POP [47].

Pain evaluation before RR discharge remains insufficient. This factor has been identified as predictive of pain control quality [49] and is used for the professional evaluation of French anesthesiologists [57]. A more standardized tool for POP evaluation should be used in surgical wards. The NS has the advantage of clinical validity and simplicity [25]. The VAS requires equipment and the precision of the measure has no clinical significance [16]. Pain should be assessed and reported in the patient's file on movement (3.6% in our survey) and after treatment (1.4% in our survey). Similar inadequacies of pain evaluation on movement have been reported in other European countries [8].

The widespread use of subcutaneous morphine suggests that education and rationalization are required to improve the quality of prescription. Nurses only partly respected opioid prescription, and this has been shown to be predictive of poor pain control [24,49]. We also identified an association between non numerical criteria for morphine administration on demand and higher maximal pain score. This confirms the importance of a clear protocol for pain evaluation and treatment, particularly for opioid analgesia on demand.

The limited use of regional anesthetic techniques for pain control was disappointing. It first resulted from the low frequency of use of intraoperative infiltration techniques. Furthermore, 43% of patients scheduled for total knee arthroplasty received peripheral nerve block analgesia and 5.4% patients scheduled for colectomy received continuous epidural analgesia. This frequency of use is insufficient, although a clear improvement has occurred since 1996, when postoperative continuous regional anesthesia was not used at all [48]. A recent declarative European survey also reported that peripheral nerve blocks were the first-line treatment for 53% of patients undergoing major orthopedic surgery [8]. However, recent



declarative [8,15,53,61] or patient-based [42] surveys have described much higher frequencies of epidural analgesia use (> 60%). This limited use of epidural analgesia may have contributed to the high maximal pain score obtained in our survey and does not facilitate the development of rehabilitation programs [9,58]. The reasons for this limited use may include higher risks [12], medical and legal concerns, insufficient reimbursement, insufficient training of anesthesiologists [10] and organizational difficulties.

The organization of the centers was assessed by direct observation and interview of the professionals. Evaluation and treatment protocols, which help to improve pain control [33], were lacking for 37% and 26% of patients, respectively. Acute pain teams and pain quality programs were not available at 85% and 28% of audited centers, respectively. Acute pain teams seem to be more frequent in declarative surveys (32-63%), particularly in large hospitals [15,36,53,54]. As previously reported [42], our analysis suggests that presence of acute pain teams is associated with other improvements in pain management organization.

The results of this survey should facilitate the development of revised POP control guidelines, 10 years after publication of the previous guidelines. They should facilitate the definition of target groups and the tailoring of the required changes to these groups.

**Acknowledgments**

We would like to thank all the surgical centers that participated in this survey, and particularly members of the anesthesia, surgical and administrative departments of these centers.

We would also like to thank the members of the Pain and Regional Anesthesia Committee of the French Anesthesia and Intensive Care Society: Anissa Belbachir, Gille Boccara, Francis Bonnet, Hervé Bouaziz, Olivier Choquet, Jean Pierre Estebe, Régis Fuzier, Elizabeth Gaertner, Olivier Gall, Christian Jayr, Denis Jochum, Hawa Keita Meyer, Xavier Paqueron, Jacques Ripart. Thanks are also due to Alain Beauchet, Louis Brasseur, Marcel Chauvin, Marc Gentili, François Larue and Henry McQuay for helpful advice during the preparation of this study and assistance with the writing of the manuscript.

**Fundings**

This survey was supported by a grant of 100000 euros of the Caisse Nationale de Prevoyance (CNP) foundation and a 50000 euros grant of the French Anesthesia and Intensive Care Society

Authors have no competing interests

## References

- [1] Abbott FV, Gray-Donald K, Sewitch MJ, Johnston CC, Edgar L, Jeans ME. The prevalence of pain in hospitalized patients and resolution over six months. *Pain* 1992;50:15-28.
- [2] Allvin R, Brasseur L, Crul B, Dahl J, Lehmann K, Nicosia F. European minimum standards for the management of postoperative pain. European Task Force. UK Pegasus Healthcare Intl, 1998.
- [3] Apfelbaum JL, Chen C, Mehta SS, Gan TJ. Postoperative pain experience: results from a national survey suggest postoperative pain continues to be undermanaged. *Anesth Analg* 2003;97:534-40.
- [4] Atkinson L, Bogduk N, Cousins MJ. Management of severe pain. Australian Government Publishing Service. Canberra Australia, 1988.
- [5] Aubrun F, Langeron O, Quesnel C, Coriat P, Riou B. Relationships between measurement of pain using visual analog score and morphine requirements during postoperative intravenous morphine titration. *Anesthesiology* 2003;98:1415-21.
- [6] Austin J. Provision of postoperative epidural services in NHS hospitals. *Anesthesia* 2002;57:778-84.
- [7] Bardiau FM, Taviaux NF, Albert A, Boogaerts JG, Stadler M. An intervention study to enhance postoperative pain management. *Anesth Analg* 2003;96:179-85.
- [8] Benhamou D, Berti M, Brodner G, De Andres J, Draisci G, Moreno-Azcoita M, Neugebauer EAM, Schwenk W, Torres LM, Viel E. Pain 2007, Postoperative Analgesic Therapy Observational Survey (PATHOS): A practice pattern study in 7 Central/Southern European countries, in press.
- [9] Block BM, Liu SS, Rowlingson AJ, Cowan AR, Cowan JA, Jr. Wu CL. Efficacy of postoperative epidural analgesia: a meta-analysis. *Jama* 2003;290:2455-63.
- [10] Bouaziz H, Mercier FJ, Narchi P, Poupard M, Auroy Y, Benhamou D. Survey of regional anesthetic practice among French residents at time of certification. *Reg Anesth* 1997;22:218-22.
- [11] Brasseur L, Larue F, Charpak Y. Postoperative analgesia in France. A study of the prescribing doctor's approach. *Presse Med* 1992;21:463-7.
- [12] Brull R, McCartney CJ, Chan VW, El-Beheiry H. Neurological complications after regional anesthesia: contemporary estimates of risk. *Anesth Analg* 2007;104:965-74.
- [13] Bruster S, Jarman B, Bosanquet N, Weston D, Erens R, Delbanco TL. National survey of hospital patients. *Bmj* 1994;309:1542-6.
- [14] Carr DB, Goudas LC. Acute pain. *Lancet* 1999;353:2051-8.

- [15] Carr DB, Miaskowski C, Dedrick SC, Williams GR. Management of perioperative pain in hospitalized patients: a national survey. *J Clin Anesth* 1998;10:77-85.
- [16] Cepeda MS, Africano JM, Polo R, Alcalá R, Carr DB. What decline in pain intensity is meaningful to patients with acute pain? *Pain* 2003;105:151-7.
- [17] Clergue, F, Auroy Y, Pequignot F, Jouglà E, Lienhart A, Laxenaire MC. French survey of anesthesia in 1996. *Anesthesiology* 1999;91:1509-20.
- [18] Code de la Santé Publique. Article R1112-4.  
<http://www.legifrance.gouv.fr/WAspad/UnArticleDeCode?commun=CSANPU&art=L1112-4>.
- [19] Code de la Santé Publique. Article R4311-5.  
<http://www.legifrance.gouv.fr/WAspad/UnArticleDeCode?commun=CSANPU&art=R4311-5>
- [20] Code de la Santé Publique. Loi n° 2005-370 du 22 avril 2005 art. 1, art. 2 Journal Officiel du 23 avril 2005.  
<http://www.legifrance.gouv.fr/WAspad/UnArticleDeCode?commun=CSANPU&art=L1110-5>
- [21] Code la Santé Publique. Article D6124-91.  
<http://www.legifrance.gouv.fr/WAspad/UnArticleDeCode?commun=CSANPU&art=D6124-91>.
- [22] Curatelo M, Svetcic G. Drug combinations in pain treatment: a review of the published evidence and a method for finding the optimal combination. *Best Practice and Res Clin Anaesthesiol* 2002;4:507.
- [23] de Rond ME, de Wit R, van Dam FS, Muller MJ. A pain monitoring program for nurses: effects on communication, assessment and documentation of patients' pain. *J Pain Symptom Manage* 2000;20:424-39.
- [24] de Rond, ME, de Wit R, van Dam FS, Muller MJ. A Pain Monitoring Program for nurses: effect on the administration of analgesics. *Pain* 2000;89:25-38.
- [25] DeLoach LJ, Higgins MS, Caplan AB, Stiff JL. The visual analog scale in the immediate postoperative period: intrasubject variability and correlation with a numeric scale. *Anesth Analg* 1998;86:102-6.
- [26] Desbiens NA, Wu AW. Pain and suffering in seriously ill hospitalized patients. *J Am Geriatr Soc* 2000;48:S183-6.
- [27] Dolin CJ, Cashman JN, Bland JM. Effectiveness of acute postoperative pain management: I. Evidence from published data. *Br J Anaesth* 2002;89:409.
- [28] Donovan, M, Dillon P, McGuire L. Incidence and characteristics of pain in a sample of medical-surgical inpatients. *Pain* 1987;30:69-78.

- [29] Edwards, P, Roberts I, Clarke M, DiGuseppi C, Pratap S, Wentz R, Kwan I. Increasing response rates to postal questionnaires: systematic review. *Bmj* 2002;324:1183.
- [30] Galinski M, Fletcher D, Gaude V, Guirimand F, Chauvin M. Periodic evaluation of practices in postoperative pain management. *Ann Fr Anesth Reanim* 2000;19:725-33.
- [31] Gordon DB, Dahl JL. Quality improvement challenges in pain management. *Pain* 2004; 107: 1-4.
- [32] Gould TH, Crosby DL, Harmer M, Lloyd SM, Lunn JN, Rees GA, Roberts DE, Webster JA. Policy for controlling pain after surgery: effect of sequential changes in management. *Bmj* 1992;305:1187-93.
- [33] Harmer M, Davies KA. The effect of education, assessment and a standardised prescription on postoperative pain management. The value of clinical audit in the establishment of acute pain services. *Anesthesia* 1998;53:424-30.
- [34] Holmstrom B, Rawal N, Arner S. The use of central regional anesthesia techniques in Sweden: results of a nation-wide survey. *Swedish Association of Anesthesia and Intensive care. Acta Anaesthesiol Scand* 1997;41:565-72.
- [35] Horvitz DG, Thompson DJ. A generalization of sampling without replacement from a finite universe. *J Am Stat Assoc* 1952;47:663-685.
- [36] Kampe S, Kiencke P, Krombach J, Cranfield K, Kasper SM, Diefenbach C. Current practice in postoperative epidural analgesia: a german survey. *Anesth Analg* 2002;95:1767-9.
- [37] Karling M, Renstrom M, Ljungman G. Acute and postoperative pain in children: a Swedish nationwide survey. *Acta Paediatr* 2002;91:660-6.
- [38] Kehlet H. Postoperative opioid sparing to hasten recovery. What are the issues ? *Anesthesiology* 2005;102:1083.
- [39] Larue F, Fontaine A, Basseur L. Evolution of the French public's knowledge and attitudes regarding postoperative pain, cancer pain, and their treatments: two national surveys over a six-year period. *Anesth Analg* 1999;89:659-64.
- [40] LOI n° 2002-303 du 4 mars 2002 relative aux droits des malades et à la qualité du système de santé.  
<http://www.legifrance.gouv.fr/WAspad/UnTexteDeJorf?numjo=MESX0100092L>.
- [41] Marks RM, Sachar EJ. Undertreatment of medical inpatients with narcotic analgesics. *Ann Intern Med* 1973;78:173-81.
- [42] Miaskowski C, Crews J, Ready LB, Paul SM, Ginsberg B. Anesthesia-based pain services improve the quality of postoperative pain management. *Pain* 1999;80:23-9.
- [43] Neugebauer E, Wulf H. Recommendations and guidelines for perioperative pain therapy in Germany. *Langenbecks Arch Chir Suppl Kongressbd* 1998;115:666-71.

- [44] Neugebauer E, Sauerland S, Keck V, Simanski C, Witte J. Surgical pain management. A Germany-wide survey including the effect of clinical guidelines. *Chirurg* 2003;74:235-8.
- [45] Nolli M, Apolone G, Nicosia F. Postoperative analgesia in Italy. National survey on the anaesthetist's beliefs, opinions, behaviour and techniques in postoperative pain control in Italy. *Acta Anaesthesiol Scand* 1997;41:573-80.
- [46] Pazart LH, Mattilon Y, Massol J. Problems with guidelines. Clinical practice must be taken into account when guidelines are drawn up. *Bmj* 1997;314:518-9.
- [47] Perkins FM, Kehlet H. Chronic pain as an outcome of surgery. A review of predictive factors. *Anesthesiology* 2000;93:1123-33.
- [48] Poisson-Salomon AS, Brasseur L, Lory C, Chauvin M, Durieux P. Audit of the management of postoperative pain. *Presse Med* 1996;25:1013-7.
- [49] Poisson-Salomon AS, De Chambine S, Lory C. Patient-related factors and professional practices associated with postoperative pain. *Rev Epidemiol Sante Publique* 2005;53 Spec No 1:1S47-56.
- [50] Practice guidelines for acute pain management in the perioperative setting. A report by the American Society of Anesthesiologists Task Force on Pain Management, Acute Pain Section. *Anesthesiology* 1995;82:1071-81.
- [51] Prise en charge de la douleur postopératoire chez l'adulte et l'enfant. Conférence de consensus. Texte court. <http://www.sfar.org/douleurpostopcccons.html>.
- [52] Projet COMPAQH. <http://ifr69.vjf.inserm.fr/compaqh/indic/indic19.html>
- [53] Puig MM, Montes A, Marrugat J. Management of postoperative pain in Spain. *Acta Anaesthesiol Scand* 2001;45:465-70.
- [54] Rawal N, Allvin R. Acute pain services in Europe: a 17-nation survey of 105 hospitals. The EuroPain Acute Pain Working Party. *Eur J Anaesthesiol* 1998;15:354-63.
- [55] Rawal, N and Berggren L. Organization of acute pain services: a low-cost model. *Pain* 1994;57:117-23.
- [56] Ready LB, Oden R, Chadwick HS, Benedetti C, Rooke GA, Caplan R, Wild LM. Development of an anesthesiology-based postoperative pain management service. *Anesthesiology* 1988;68:100-6.
- [57] Référentiel de pratiques professionnelles. Prise en charge de la douleur postopératoire. [http://62.160.224.228/telechargement/4008456306/6609.pdf?bcsi\\_scan\\_F6BB184018017D9D=0&bcsi\\_scan\\_filename=6609.pdf](http://62.160.224.228/telechargement/4008456306/6609.pdf?bcsi_scan_F6BB184018017D9D=0&bcsi_scan_filename=6609.pdf).
- [58] Richman JM, Liu SS, Courpas G, Wong R, Rowlingson AJ, McGready J, Cohen SR, Wu CL. Does continuous peripheral nerve block provide superior pain control to opioids? A meta-analysis. *Anesth Analg* 2006;102:248-57.

- [59] Roberts GC. Post-craniotomy analgesia: current practices in British neurosurgical centres-a survey of post-craniotomy analgesic practices. *Eur J Anaesthesiol* 2005;22:328
- [60] Smith G, Power I. Audit and bridging the analgesic gap. *Anesthesia* 1998;53:521-2.
- [61] Stamer UM, Mpasios N, Stuber F, Maier C. A survey of acute pain services in Germany and a discussion of international survey data. *Reg Anesth Pain Med* 2002;27:125
- [62] Strohbuecker B, Mayer H, Evers GC, Sabatowski R. Pain prevalence in hospitalized patients in a German university teaching hospital. *J Pain Symptom Manage* 2005;29:498-506.
- [63] The Royal College of Surgeons of England. The College of Anaesthetists. Commission on the provision of surgical services. Report of the working party on pain after surgery september 1990.
- [64] Warszawski J, Lellouch J. Méthodes d'estimation dans une enquête par sondage. *Rev Epidemiol Santé Publique* 1997;45:150-168.

Table 1: Patients and surgery characteristics

Sex, percentage of men (%)	45.5 (858/1885)
Age (year)	55.9 (12.7)
Time between the start of surgery and the auditor's visit (hour)	24 (3.1)
Type of surgery (%)	
- Orthopaedic	29.9 (564/1887)
- Visceral	22 (415/1887)
- Gynaecology / obstetric	14.3 (264/1887)
- Cardiac and vascular	9.2 (174/1887)
- Urology	7.4 (140/1887)
- ENT and stomatology	4.8 (91/1887)
- Neurosurgery	3.8 (72/1887)
- Thoracic surgery	1.2 (23/1887)
- Other	7.5 (142/1887)
Duration of surgery (%)	
- < 1 hour	18.1 (340/1876)
- 1-2 hours	50.7 (951/1876)
- > 2 hours	31.2 (585/1876)
Elective surgery (%)	95.4 (1810/1897)
Type of anesthesia (%)	
- General anesthesia	79.2 (1504/1899)
- Epidural anesthesia	1.3 (25/1899)
- Spinal anesthesia	13.8 (262/1899)
- Peripheral nerve block	9.9 (188/1899)
- Sedation	2.7 (51/1899)
- Local anesthesia	2.9 (55/1899)

ENT: ear, nose and throat surgery



Table 2: Preoperative information about postoperative pain

Information remembered by the patient (%)	69.3 (1315/1897)
Patient satisfied with preoperative information (%)	95.3 (1251/1313)
<b>For patients who remembered the information they were given</b>	
- Oral information recalled by the patient (%)	90.3 (1190/1318)
- Written information recalled by the patient (%)	60.6 (794/1310)
- Contract on pain control recalled by the patient (%)	36.3 (689/1898)
Information noted as delivered on the patient's chart (%)	18.2 (346/1899)
Postoperative analgesic protocol noted on the patient's chart (%)	20.1 (382/1900)
Contract on pain control noted on the patient's chart (%)	4.4 (83/1896)
Patient asked to notify pain (%)	95.9 (1816/1894)

Table 3: Evaluation of postoperative pain

Postoperative pain evaluation prescribed (%)	32.7 (621/1900)
In the absence of pain evaluation prescription, protocols available for postoperative pain evaluation (%) (%)	63.4 (795/1254)
At least one written evaluation in the recovery room (%)	55.2 (1049/1900)
At least one written evaluation in the surgical ward (%)	93.7 (1778/1898)
If written evaluation carried out, frequency of multiple evaluations (%)	
- According to the patient's chart	97 (1723/1776)
- According to the nurse	100 (1776/1776)
Time between written pain evaluations (hour)	
- According to the patient's chart	4.1 (4.0)
- According to the nurse	2.1 (1.6)
Document for written pain evaluation (%)	
- Nursing report	55.1 (974/1767)
- Specific document dedicated to pain monitoring	78.3 (1381/1764)
Pain evaluation at rest (%)	100 (1828/1828)
Pain evaluation on movement (%)	3.6 (65/1810)
Pain evaluation after analgesic administration (%)	
- According to the patient's chart	1.4 (26/1829)
- According to the nurse	98.3 (1796/1827)
Pain score included in recovery room discharge criteria (%)	
- No	64.9 (1190/1834)
- Yes but not applied to the patient	15.4 (282/1834)
- Yes and applied to the patient	19.8 (363/1834)
Evaluation tool for pain at rest in the recovery room (%)	
- Visual analog scale	21.4 (222/1036)
- Numerical scale	43.3 (449/1036)
- Verbal pain scale	18.5 (192/1036)
- Non numerical tool	16.7 (173/1036)
Evaluation tool for pain at rest during the first night after surgery (%)	
- Visual analog scale	19.7 (327/1693)
- Numerical scale	41.3 (699/1693)
- Verbal pain scale	13.8 (234/1693)
- Non numerical tool	25.3 (428/1693)
Evaluation tool for pain at rest the day after surgery (%)	
- Visual analog scale	21.1 (299/1416)
- Numerical scale	41.2 (583/1416)
- Verbal pain scale	13.8 (195/1416)
- Non numerical tool	24 (340/1416)

Table 4: Preoperative and postoperative pain intensity

Frequency of preoperative pain at the surgical site (%)	62.7 (470/750)
Mean preoperative pain intensity at rest (NS)	4.3 (2.8)
Mean preoperative pain intensity on movement (NS)	6.4 (2.2)
Frequency of preoperative pain for more than one year (%)	35.6 (168/472)
Global frequency of postoperative pain since surgery (%)	88.6 (1672/1887)
<b>For all patients with postoperative pain</b>	
- Frequency of continuous pain (%)	64.6 (1083/1677)
- Frequency of intermittent pain (%)	35.4 (594/1677)
- Frequency of pain at rest (%)	90.6 (1519/1677)
- Frequency of pain on movement (%)	99.6 (1674/1677)
- Intensity of pain at rest at the time of auditor's visit (NS)	2.7 (1.3) (n = 1680)
- Intensity of pain on movement at the time of auditor's visit (NS)	4.9 (1.9) (n = 1680)
- Intensity of maximal pain since surgery (NS)	6.4 (2.0) (n = 1680)
- Severe pain at rest (%) (NS $\geq$ 7)	4.2 (71/1680)
- Severe pain on movement (%) (NS $\geq$ 7)	26.9 (452/1680)
- Severe pain as maximal pain since surgery (%) (NS $\geq$ 7)	50.9 (855/1680)
- Maximal written pain score during the first night after surgery (NS)	2.8 (2.5)
- Maximal written pain score in the recovery room (NS)	2.6 (2.8)
- Maximal written pain score the day after surgery (NS)	1.8 (2.2)
<b>For patients with or without preoperative pain (NS)</b>	
- Intensity of postoperative pain at rest for patient without preoperative pain	2.2 (1.9) (n = 240)
- Intensity of postoperative pain on movement for patient without preoperative pain	4.1 (2.3) (n = 240)
- Intensity of maximal pain since surgery for patient without preoperative pain	5.7 (2.5) (n = 240)
- Intensity of pain at rest after surgery for patient with preoperative pain	2.7 (2.1) (n = 427)**
- Intensity of pain on movement after surgery for patient with preoperative pain	4.7 (2.2) (n = 427)*
- Intensity of maximal pain since surgery for patient with preoperative pain	6.0 (2.3) (n = 427)

NS: numerical scale

\* p = 0.001; \*\* p = 0.0002; ANOVA for patients with preoperative pain versus patients without preoperative pain

Table 5: Intraoperative analgesics

Intraoperative analgesics (%)	
- Global frequency of intraoperative analgesics (%)	63.6 (1207/1898)
- Paracetamol (%)	82.3 (983/1194)
- Ketoprofen (%)	39.6 (472/1193)
- Parecoxib (%)	0.9 (11/1192)
- Nefopam (%)	24.2 (288/1192)
- Tramadol (%)	11.5 (137/1193)
- Morphine (%)	14.1 (168/1191)
- Kétamine (%)	9.2 (110/1198)
- Clonidine (%)	0.3 (4/1191)
- Peripheral nerve block (%)	6.7 (80/1191)
- Intraoperative epidural block (%)	1.4 (17/1191)
- Intraoperative infiltration (%)	1.3 (16/1191)
- Subarachnoid morphine (%)	4.9 (58/1191)
- Mean dose for subarachnoid morphine (micrograms)	98 (1156)

Table 6: General organisation of postoperative analgesia

Global frequency of postoperative analgesia (%)	98.2 (1670/1701)
Frequency of rescue analgesia (%)	18.8 (354/1885)
Frequency of patients requesting rescue analgesia when pain became too intense (%)	94.5 (335/354)
Time to obtain rescue analgesia (%)	
- < 5 min	71.2 (252/354)
- < 15 min	17.8 (63/354)
- 15-30 min	2 (7/354)
- 30-60 min	1.2 (4/354)
- > 60 min	5.3 (19/354)
- not administered	2.5 (9/354)
Mean pain relief (NS)	7.9 (1.5)
Mean patient satisfaction score (NS)	
- For staff behavior concerning postoperative pain treatment	9.2 (0.8)
- For the global management of postoperative pain	9.0 (1.1)
Written information about pain treatment before painful procedure (%)	0.1 (2/1868)
Frequency of protocols for postoperative pain treatment (%)	74.1 (1408/1900)
Frequency of adaptation of postoperative analgesics over 24 hours (%)	17 (323/1900)
Frequency of postoperative pain quality program (% of centers)	72.4% (55/76)
Frequency of dedicated acute pain team (% of centers)	14.5% (11/76)

NS: numerical scale

Table 7: Postoperative prescription of opioids

Morphine treatment (%)	62.1 (1180/1900)
Mean morphine titration bolus (mg)	2.6 (1.2)
Mean morphine titration interval (min)	8.7 (4.9)
Morphine patient-controlled analgesia (PCA) prescribed (%)	21.4 (334/1562)
Analgesic for PCA	
- Morphine (%)	88.6 (296/331)
- Morphine + ketamine (%)	11.4 (46/331)
Mean morphine PCA bolus (mg)	1.2 (1)
Mean morphine PCA interval (min)	9.5 (8.0)
Continuous morphine infusion with PCA (%)	0.5 (10/1900)
Continuous morphine infusion without PCA (%)	0.5 (9/1900)
Subcutaneous morphine (%)	35.1 (549/1564)
Systematic administration of subcutaneous morphine (%)	33.7 (186/549)
Interval for subcutaneous morphine administration (%)	
- 4 hours	28.2 (147/523)
- 6 hours	59.4 (311/523)
- 8 hours	9.3 (49/523)
- 12 hours	0.2 (1/523)
- None	7.5 (39/523)
Dose of subcutaneous morphine (%)	
- 10 mg	44.6 (240/537)
- 5 mg	44.9 (241/537)
- Other	11.4 (61/537)
Respect of subcutaneous morphine prescription by nurses (%)	63.7 (304/477)
Oral morphine (%)	5.6 (107/1899)
Frequency of tramadol / IV tramadol / systematic use of tramadol (%)	15.2/82.2/75.9
Mean tramadol dose (mg) and / interval (h)	140 (133) / 8.9 (8.3)
Respect of tramadol prescription by nurses (%)	83.3 (236/283)
Frequency of buprenorphine / IV buprenorphine (%) (n)	1.2 / 29.6
Frequency of nalbuphine (%) (n)	11.5 (218)
Frequency of dextropropoxyphene (%) (n)	6.3 (117)
Frequency of codeine (%) (n)	3.3 (21)

Qualitative data are expressed as percentage.

Quantitative data are expressed as mean (SD).

PCA: patient controlled analgesia

Table 8: Postoperative non opioid analgesics

Non opioid analgesics	
- Global frequency (%)	95.5 (1806/1891)
- Paracetamol	
Frequency of use (%)	90.3 (1715/1900)
Fixed schedule prescription (%)	98.2 (1684/1715)
Respect of prescription by nurses (%)	94.3 (1599/1696)
Mean paracetamol dosage (mg) and interval (h)	999 (46)/6.1(1.3)
- NSAID: use of ketoprofen / naproxen / ibuprofen / diclofenac (%)	99/0.2/0.2/0.6
- Ketoprofen	
Frequency of use (%)	48.5 (922/1900)
Fixed schedule prescription (%)	97.8 (902/922)
Respect of prescription by nurses (%)	91.7 (842/917)
Mean ketoprofen dose (mg) and interval (h)	90 (56) / 8.6 (5.0)
- Nefopam	
Frequency of use (%)	21.4 (407/1900)
Fixed schedule prescription (%)	89.5 (364/407)
Respect of prescription by nurses (%)	89.6 (358/400)
- Frequency of parecoxib use (%) (n)	1.8 (34)
- Frequency of celecoxib use (%)	0
- Frequency of ketamine use (%) (n)	0.7 (13)
Postoperative continuous regional anesthetic techniques	
- Epidural analgesia (%)	1.5 (28/1892)
- Lumbar epidural / thoracic epidural (n)	21/7
- Epidural analgesia based on ropivacaine / bupivacaine / sufentanil / morphine (n)	22/3/6/2
- Modality of administration : continuous infusion / intermittent bolus / PCA (n)	23/3/2
- Continuous nerve blocks (%)	4.7 (89/1889)
- Femoral nerve block (%)	67.8
- Interscalene block (%)	17.1
- Sciatic block (%)	15.4
- Posterior lumbar block (%)	2
- Axillary block (%)	3.3
- Nerve block uses ropivacaine / bupivacaine / lidocaine (%)	88.4/11.5/3
- Modality of administration: continuous infusion / intermittent bolus / PCA (%)	79.1/19.9/12.3

Table 9: Side effects since surgery

Frequency of side effects evaluation (%)	
- According to the patient's chart	80.1 (1522/1900)
- According to the nurse	97.4 (1851/1900)
Document for written pain evaluation (%)	
- Nursing report	55 (832/1513)
- Specific document for evaluation of side effect	72.4 (1095/1513)
Monitoring of side effects is prescribed (%)	49 (931/1900)
Specific score to monitor side effects (SE) (%)	26.8 (404/1508)
Management of side effects is prescribed (%)	56.3 (1070/1900)
If no prescription of SE management, protocols available for SE management (%)	53.3 (408/776)
Global incidence of side effect according to	
- The patient's chart (%)	25.1 (378/1505)
- The patient (%)	26.4 (498/1888)
Mean intensity of SE according to the patient (NS; 0: no SE, 10 unbearable SE)	4.7 (1.2)
<b>For patients with side effects</b>	
Incidence of PONV according to	
- The patient (%)	83.3 (417/501)
- The patient's chart (%)	51.5 (178/345)
Incidence of sedation according to	
- The patient (%)	11.5 (57/492)
- The patient's chart (%)	26.3 (90/344)
Incidence of urinary retention according to	
- The patient (%)	3.0 (15/492)
- The patient's chart (%)	20.8 (71/341)
Incidence of constipation according to	
- The patient (%)	0,2 (1/492)
- The patient's chart (%)	0 (0/344)
Incidence of pruritus according to	
- The patient (%)	6.5 (32/492)
- The patient's chart (%)	2.1 (7/344)
Incidence of motor block according to	
- The patient (%)	0 (0/492)
- The patient's chart (%)	9.5 (33/344)

PONV: postoperative nausea and vomiting

All side effects incidence are cumulative over the entire period from surgery until the visit of the auditor



## Patient's questionnaire n°

Name of the institution: \_\_\_\_\_

FINESS number: \_\_\_\_\_ Date and time of the visit \_\_\_\_\_

This questionnaire is used for a national survey collecting information on postoperative pain in surgical patients. It will provide information about the quality of pain management. The person helping you to complete this questionnaire does not belong to the surgical department in which you are being treated. All your answers will remain anonymous. Thank you for taking the time to complete this questionnaire

1. Do you remember receiving any information about pain?

Yes  No  Do not remember

If yes: Oral  Written  Satisfied  Not satisfied

2. Did you receive a written contract concerning pain management?

Yes  No  Do not remember

3. Did doctors or nurses encourage you to tell them about unrelieved pain before surgery and during your stay in hospital? Yes  No

4. Was the surgical site painful before surgery? Yes  No

*If your answer is "no", go directly to question 6*

If yes, for how long did the pain last ?

< 1 day  < 1 week  < 1 month  < 1 year  > 1 year

This pain was: continuous  intermittent

This pain was present at rest: Yes  No

This pain was present on movement: Yes  No

5. Which number best describes the pain before surgery (at least 24 hours before)?

Choose a number from 0 to 10 (0=no pain; 10 = unbearable pain)

At rest \_\_\_\_\_ On movement \_\_\_\_\_

6. Did you suffer any pain, even if only slight, during the last 24 hours following surgery?

Yes  No  Not applicable

*If your answer is "no", go directly to question 9*

If not applicable, why? \_\_\_\_\_

7. This pain was: continuous  intermittent  ?

This pain was present at rest: Yes  No

This pain was present on movement: Yes  No

8. Which number best describes your pain now?

Choose a number from 0 to 10 (0=no pain; 10 = unbearable pain)

At rest \_\_\_\_\_ On movement \_\_\_\_\_

9. What number best describes your maximum pain since surgery?

Choose a number from 0 to 10 (0=no pain; 10 = unbearable pain) \_\_\_\_\_

Did the patient receive any analgesic?  Yes  No

10. [If yes] which number best describes the relief obtained by the analgesic prescribed now?

Choose a number from 0 to 10 (0=no relief; 10 = total relief) \_\_\_\_\_

11. Did you ask for rescue analgesia?  Yes  No

12. If yes, why ?

You were in pain at the time

This time was  at the first occurrence of pain  when pain was too intense

You were anticipating pain

You did not want to bother the nurse later

You did not want to be bothered later

Other \_\_\_\_\_

13. If you received rescue analgesia, what maximum time elapse between your request and the administration of the analgesic?

Less than 5 minutes

15 minutes or less

15 to 30 minutes

30 to 60 minutes

More than an hour

No treatment was administered. Why ? \_\_\_\_\_

14. Did the treatment you received to relieve your pain induce side effects?

Yes  No

15. If yes, which side effects were induced ?

Nausea/vomiting  Sleepiness  Constipation

Pruritus  Difficulty urinating  Other \_\_\_\_\_

16. Which number best describes the intensity of these side effects?

Choose a number from 0 to 10 (0 =none; 10 = unbearable): \_\_\_\_\_

17. Which number best describes your usual level of anxiety?

Choose a number from 0 to 10 (0= no anxiety; 10= unbearable anxiety) \_\_\_\_\_

18. Which number best describes your past or present anxiety concerning your surgery?

Choose a number from 0 to 10 (0= no anxiety; 10= unbearable anxiety) \_\_\_\_\_

19. Which number best describes your satisfaction with the role of doctors and nurses in pain management?

Choose a number from 0 to 10 (0= not satisfied at all; 10= totally satisfied) \_\_\_\_\_

20. Which number best describes your overall satisfaction with pain management?

Choose a number from 0 to 10 (0= not satisfied at all; 10= totally satisfied) \_\_\_\_\_

21. If you are not totally satisfied with your pain management, can you explain why?

What improvements would you suggest?

---

---

---

Auditor's comment

---

---

---

---

Thank you for your cooperation

## Questionnaire relating to the patient's chart's n°

Name of the institution: \_\_\_\_\_

FINESS number: \_\_\_\_\_

### General information

Patient: Age: \_\_\_\_\_ years man  woman  ;

Date and time of the visit \_\_\_\_\_ ; of surgery \_\_\_\_\_

Location of the patient at the time of the auditor's visit:

Recovery room (RR)  Surgery  Intensive care  Other  \_\_\_\_\_

### Evaluation of surgery and anesthesia:

Elective surgery Yes  No

Orthopedic  Visceral surgery  Urology  Gynecology / obstetrics  Pediatric  ENT  
stomatology  Cardiac-vascular  Thoracic  Neurosurgery  Other

Type of surgery in detail \_\_\_\_\_

Duration of surgery: < 1 hour  1-2 hours  > 2 hours

Anesthesia : General  Epidural  Spinal  Peripheral block

Local  Sedation  Other \_\_\_\_\_

### Preoperative information about pain

Information of the patient about pain is mentioned on the chart? Yes  No

A postoperative analgesic protocol is planned and mentioned on the chart?

Yes  No

A contract concerning pain management is mentioned in the chart? Yes  No

### Evaluation of postoperative pain

Postoperative pain evaluation prescribed? Yes  No

If evaluation was not prescribed, is there any evaluation protocol? Yes  No

Is any written pain score since surgery available from the chart (previous 24 hrs):

- In the RR? Yes  No  Not applicable  If not applicable, why? \_\_\_\_\_

- In the surgical ward (at least one value since surgery)?

Yes  No  Patient in the RR or ICU

If yes, which support for the written transmission?

Nurse's report  Specific document

Which frequency of written pain's evaluation?

According to the chart: Daily  Multiple evaluation  interval \_\_\_\_\_ h \_\_\_\_\_

According to nurses: Daily  Multiple evaluation  interval \_\_\_\_\_ h \_\_\_\_\_

Was pain evaluation a criterion for the patient's discharge from the recovery room?

Yes and applied to the patient  Yes but not applied  No

If a written evaluation was available in the recovery room:

- Last written pain score in the recovery room (NS) \_\_\_\_\_

Type of scale: \_\_\_\_\_ If other, please specify:

- Pain evaluation performed after administration of an analgesic?

According to the chart Yes  No

According to nurses Yes  No

-Was pain evaluated at rest  on movement  ? (if doubt, consider at rest)

-Autoevaluation scale: VAS  Numerical scale  Verbal scale

Non specific measure  Other: \_\_\_\_\_

- Maximum pain score values available on the chart:

	AT REST		ON MOVEMENT	
	Score	Scale	Score	Scale
Recovery room				
First night after surgery				
On D1, at the time of the auditor's visit				

### Evaluation of side effects of analgesia

Prescription mentioning the monitoring of the side effects of analgesia Yes  No

Prescription mentioning guidelines for treatment of the side effects Yes  No

If no prescription of guidelines, protocols to treat side effects are available Yes  No

Analgesia's side effects are evaluated?

According to the chart Yes  No

According to nurses Yes  No

If yes, which document was used for the written evaluation of the side effects?

Nursing report  Specific document

Were specific scores are used to evaluate the side effects? Yes  No

Any side effects written in the chart:

Nausea / vomiting Yes  No  Sedation Yes  No

Motor block Yes  No  Pruritus Yes  No  Urinary retention Yes  No

### Prescription of analgesics

• *Intraoperative analgesia* : Yes  No

Ketamine  Clonidine  Paracetamol  Ketoprofen  Nefopam  Tramadol  Morphine

Other  \_\_\_\_\_

Intrathecal analgesia: Yes  No

morphine (dose  $\mu\text{g}$ ) \_\_\_\_\_ sufentanil (dose  $\mu\text{g}$ ) \_\_\_\_\_

• *Analgesics prescribed before a provoked pain (according to the chart):* Yes  No

If yes, under what conditions: physiotherapy  nursing  mobilization

• *Opioid treatment* Yes  No

Prescription of morphine titration Yes  No

If yes: No bolus  Bolus  \_\_\_\_mg Interval \_\_\_\_ min

-Oral morphine Yes  No

-Patient-controlled morphine Yes  No

If yes: analgesic used: Morphine  Other  Which? \_\_\_\_\_

Bolus dose \_\_\_\_\_ (mg) Interval \_\_\_\_ min

-Subcutaneous morphine Yes  No

Administration: fixed schedule (FS)  PRN  not defined

Criterion for PRN administration? \_\_\_\_\_

Interval between doses: / 4 h  / 6 h  / 8 h  / 12 h  not defined

Dose: 5 mg  10 mg  other  Respected: Yes  No  Not applicable

Opioid	Administration (IV/PO)	Dose (mg)	Interval (h)	FS / PRN	Respected
Tramadol					Yes <input type="checkbox"/> No <input type="checkbox"/> NA <input type="checkbox"/>
Buprenorphine					Yes <input type="checkbox"/> No <input type="checkbox"/> NA <input type="checkbox"/>
Nalbuphine					Yes <input type="checkbox"/> No <input type="checkbox"/> NA <input type="checkbox"/>
Codeine +/- paracetamol					Yes <input type="checkbox"/> No <input type="checkbox"/> NA <input type="checkbox"/>
Dextro +/- paracetamol					Yes <input type="checkbox"/> No <input type="checkbox"/> NA <input type="checkbox"/>

Other opioid	Dose (mg)	Interval (h)	FS / PRN	Respected
				Yes <input type="checkbox"/> No <input type="checkbox"/> NA <input type="checkbox"/>
				Yes <input type="checkbox"/> No <input type="checkbox"/> NA <input type="checkbox"/>
				Yes <input type="checkbox"/> No <input type="checkbox"/> NA <input type="checkbox"/>

- *Non opioid analgesics?* Yes  No

Analgesic	Dose (mg)	Interval (h)	FS / PRN	Respected
Paracetamol				Yes <input type="checkbox"/> No <input type="checkbox"/> NA <input type="checkbox"/>
NSAID: type of NSAID				Yes <input type="checkbox"/> No <input type="checkbox"/> NA <input type="checkbox"/>
Parecoxib				Yes <input type="checkbox"/> No <input type="checkbox"/> NA <input type="checkbox"/>
Nefopam				Yes <input type="checkbox"/> No <input type="checkbox"/> NA <input type="checkbox"/>
Other analgesic (e.g. celecoxib...)				
				Yes <input type="checkbox"/> No <input type="checkbox"/> NA <input type="checkbox"/>
				Yes <input type="checkbox"/> No <input type="checkbox"/> NA <input type="checkbox"/>

- *Spinal analgesia* Yes  No

Lumbar epidural  Thoracic epidural

Analgesic: Bupivacaine  Ropivacaine  Lidocaine  Morphine  Sufentanil

Type of administration: Bolus  Continuous infusion  Patient-controlled

- *Continuous peripheral nerve block* Yes  No

Interscalene  Axillary  Lumbar posterior  Femoral  Sciatic

Local anesthetic: Bupivacaine  Ropivacaine  Lidocaine

Type of administration: Bolus  Continuous infusion  Patient-controlled

Are there any protocols for the treatment of postoperative analgesia? Yes  No

Has the analgesic treatment been adapted since surgery? Yes  No

If yes, how?

---



---



---

**Auditor's free comments :**

---



---

## Questionnaire for the local postoperative pain specialist

### Characteristics of the institution (several answers possible)

Regional public hospital  Local public hospital  Public teaching hospital

PSPH (private hospital belonging to the public hospital network)

Cancer institute  Private hospital

Total number of beds \_\_\_\_\_ Number of surgical beds \_\_\_\_\_

Operative site \_\_\_\_\_ Operating rooms \_\_\_\_\_ Anesthesiologists (full time) \_\_\_\_\_ Anesthesia

Nurses (full time) \_\_\_\_\_

Number of surgical act per year \_\_\_\_\_

Type of surgery

Orthopedic  Visceral surgery  Urology  Gynecologic-obstetrics  Pediatric  ENT

stomatology  Cardiac-vascular  Thoracic  Neurosurgery  Day surgery

Over the period 2001, 2002, 2003, surgical activity (excluding same day surgery) was ?

Increasing  Diminishing  Stable

Number of surgical stay (> 24 h)

- 2001 : \_\_\_\_\_

- 2002 : \_\_\_\_\_

- 2003 : \_\_\_\_\_

### Patient's information

Is systematic information of the patient concerning pain planned?

Yes  No

Is yes, in what form is this information given? (several answers possible)

Written information in a specific document

Oral information at the time of preoperative visit

### Pain evaluation

Is pain evaluated after surgery?

Yes  No  If yes, where? Recovery room  Surgery

Is pain score a criterion for recovery room discharge Yes  No

Do you have protocols for postoperative pain evaluation? Yes  No

How often is pain evaluated?

Daily  Several time per day  which interval (h) ? \_\_\_\_\_ Do not know

How is pain evaluated?

Evaluation scale: VAS  Numerical scale  Verbal scale

Non specific scale  Other \_\_\_\_\_

At rest  On movement

Do you have protocols for evaluation and treatment of side effects? Yes  No

### Treatment

Who prescribes analgesics? : Anesthesiologists  Surgeons  Both



Agreement anesthesiologist/surgeon for pain treatment: Yes  No  Oral  Written   
 How do you contact the doctor who prescribes during the day? Pager  Secretary  other  \_\_\_\_\_  
 How do you contact the doctor who prescribes at night? Pager  Secretary  other  \_\_\_\_\_  
 Do you have protocols for treating postoperative pain? Yes  No   
 Do you have technical guidelines concerning postoperative pain? Yes  No

These documents are available:

- In the recovery room? Yes  No
- In all surgical department? Yes  No
- In intensive care unit? Yes  No  Not applicable
- Elsewhere? Yes  No  If yes, please specify \_\_\_\_\_

Do you routinely use morphine titration in the recovery room? Yes  No   
 Do you routinely use patient-controlled analgesia (PCA) Yes  No   
 How many PCA pumps (equipment) \_\_\_\_\_ How many patients treated/week \_\_\_\_\_ or/ year \_\_\_\_\_

*Where are patients treated by PCA?*

Surgery  Recovery room  intensive care unit

Do you routinely use the continuous peripheral nerve block?

Yes  No  How many patients / week \_\_\_\_\_ or / year \_\_\_\_\_

*If yes, which continuous peripheral nerve block do you routinely use?*

Interscalene  Axillary  Lumbar posterior  Femoral  Sciatic

Do you routinely use epidural analgesia after surgery?

Yes  No  How many patients / week \_\_\_\_\_ / year \_\_\_\_\_

*Where are patients treated by epidural?*

Surgery  Recovery room  intensive care unit

Do you use intrathecal analgesia? Yes  No

Intrathecal morphine Yes  No  unitary dose (mg) for young ASA 1 patient \_\_\_\_\_

### **Organisation, evaluation, quality**

Pain management is one element of the department project Yes  No

Is there a postoperative pain quality program? Yes  No

Is an anesthesiologist contactable round the clock? Yes  No

Do you have paramedical or medical staff specifically responsible for pain management?

Yes  No  if yes, how many? \_\_\_\_\_ do not know

Do you have an acute pain team in your establishment? Yes  No

Is nurse training regularly updated: Yes  No  Do not know

Do you have a local pain management committee? Yes  No  Do not know

### **Education (Diplomas, congresses, local training, meetings).**

Do the doctors have training in pain management?

Yes  No  if yes, how many? \_\_\_\_\_ Nature of training \_\_\_\_\_

Do the nurses have training in pain management?

Yes  No  if yes, how many? \_\_\_\_\_ Nature of training \_\_\_\_\_

How many training sessions relating to pain were held in your establishment in 2003?  
(education department) Doctors \_\_\_\_\_ Nurses \_\_\_\_\_

**Pharmacy**

Opioid use in the recovery room and in surgery in 2001, 2002, 2003 was?

Increasing  Diminishing  Stable

Peripheral nerve catheter use in the recovery room and in surgery in 2001, 2002, 2003 was?

Increasing  Diminishing  Stable

The use of special connecting equipment for PCA in 2001, 2002, 2003 was?

Increasing  Diminishing  Stable

**Free comments from the pain control doctor or nurse:**

---



---

**Free comments from the auditor**

---



---