

A Real-Time Control Architecture for an Approximate Processing Blackboard System *

Keith Decker Alan Garvey Marty Humphrey Victor Lesser

April 21, 1994

Abstract

Approximate processing is an approach to real-time AI problem solving in domains in which compromise is possible between the resources required to generate a solution and the quality of that solution. It is a satisficing approach in which the goal is to produce acceptable solutions within the available time and computational resource constraints. Previous work has shown how to integrate approximate processing knowledge sources within the blackboard architecture[17]. However, in order to solve real-time problems with hard deadlines using a blackboard system, we need to have: (1) a predictable blackboard execution loop, (2) a representation of the set of current and future tasks and their estimated durations, and (3) a model of how to modify those tasks when their deadlines are projected to be missed, and how the modifications will affect the task durations and results.

This paper describes four components for achieving this goal in an approximate processing blackboard system. A *parameterized low-level control loop* allows predictable knowledge source execution, *multiple execution channels* allow dynamic control over the computation involved in each task, a *meta-controller* allows a representation of the set of current and future tasks and their estimated durations and results, and a *real-time blackboard scheduler* monitors and modifies tasks during execution so that deadlines are met.

An example is given that illustrates how these components work together to construct a satisficing solution to a time-constrained problem in the Distributed Vehicle Monitoring Testbed (DVMT).

*Authors are listed in alphabetical order. This work was partly supported by the Office of Naval Research under a University Research Initiative grant number N00014-86-K-0764, NSF contract CDA 8922572, and ONR contract N00014-89-J-1877. The content of the information does not necessarily reflect the position or the policy of the Government, and no official endorsement should be inferred.

1 Introduction

For the last several years we have been working on incorporating hard real-time deadlines into blackboard systems[8, 17]. This is a difficult problem because, in general, it is difficult to predict:

- exactly which knowledge sources will be executed in any particular run of the system
- what the duration of each of those knowledge sources will be
- what the contribution of each knowledge source will be to the solution generated by the system

Even if you can adequately predict these outcomes, it is still a difficult problem to schedule knowledge source executions so as to maximize system performance in time-constrained situations.

The basic approach we have taken to these problems is to extend our blackboard framework to improve predictability and to increase schedulability. We have improved predictability by:

- parameterizing the low-level blackboard control loop to control opportunism and allow tight management of domain knowledge source instance (KSI) execution
- defining separate *channels* for each part of the problem, to allow different parts to be controlled in different ways. We call these parts of a problem that may need to be separately controlled *tasks*. Tasks consist of a number of KSIs.

We have increased schedulability by:

- whenever possible defining multiple approximations (also known as *methods*) for each task. These approximations make tradeoffs between the time required to generate a solution and the quality of that solution in terms of completeness, precision, and certainty.
- defining a meta-controller that builds a plan/goal hierarchy that explicitly describes the goals the system is working to achieve
- adding a set of control knowledge sources that implement a real-time scheduler that makes decisions about which approximations to use to meet the current goals of the system given the current time constraints

The approach of having multiple approximations for a problem is known as *approximate processing*. We call the problem of deciding which methods to use and when to execute them *design-to-time scheduling*. The focus of this paper is on the extensions to the blackboard framework that we made to support approximate processing. The design of predictable, useful approximations is discussed later in this section, and in detail in Decker, et al[8]. Design-to-time scheduling is described in detail in Garvey and Lesser[12].

An alternative to the approximate processing approach to real-time AI problems is the class of algorithms called *anytime algorithms*[4]. Anytime algorithms are a subclass of approximate processing algorithms that can be terminated anytime and produce answers that improve

monotonically as the given time increases. In contrast, approximate processing algorithms produce an answer anytime after a given deadline. That is, approximate processing systems take advantage of all the time available to them to generate a solution, rather than always having one at hand. Approximate processing works best in domains where deadlines can be accurately estimated and where the system has sufficient advanced notice when either a deadline will be earlier than expected, or priorities or resource constraints have changed (probably because of an increased workload) making the deadline unachievable under the current configuration. When these criteria are not met, approximate processing may not generate any solution.

Approximate processing requires the problem solver to be very flexible in its ability to represent and efficiently implement a variety of processing strategies. With minimal overhead, the problem solver should dynamically respond to the current situation by altering its operators and state space abstraction to produce a range of acceptable answers[8, 17]. For example, it might be more important in a given situation to pinpoint the exact location of some object than to determine the type of that object, even though in the optimal solution both pieces of information are desirable (and, in fact, the type of an object might constrain its location). Approximate processing requires that the problem solver must be able to represent and reason with uncertain, imprecise, and incomplete information—data, domain, and control knowledge are all affected. For example, it is not sufficient to represent only individual pieces of data—it must be possible to represent groups of data and to reason collectively about those groups. An integrated representation is necessary because the problem solver may develop a partial solution using one method (perhaps an extremely precise solution) only to realize (by its own computation or by a change in the current situation) that a change in approach is needed to meet some deadline. The problem solver should be able to exploit existing partial results, rather than throw results away and start from scratch in some new representation.

The three general classes of approximation that a problem solver can use are search approximation, data approximation, and knowledge approximation [8]. Examples of search approximation include eliminating the processing of corroborating support of existing partial results, and eliminating inferior competing alternatives. Data approximations aggregate data into abstract units that are then processed as a whole. This leads to lower precision because data attributes are ignored, and lower certainty because ambiguities may be introduced. Finally, knowledge approximations simplify or eliminate problem solving constraints. For example, multiple levels of reasoning may be combined into one (called “level hopping”), or some potentially constraining data can be skipped (“actively ignored”). More detailed examples of these last two approximations, used in this paper, appear in Section 3.2.

To effectively implement approximations in a blackboard system requires three key modifications. First, the opportunism inherent in the blackboard system must be balanced by the need for predictability. Hard deadlines require bounded, predictable task times and may require opportunistic responses to be tightly controlled to meet the deadlines. However, opportunistic behavior is desirable and should be encouraged in those situations when the time available allows it. The second modification involves the explicit representation of multiple reasoning activities, modes of response, and resource utilization. While the traditional blackboard model of independent knowledge sources is still useful, careful records must be kept of how the instantiated knowledge sources (the lowest level schedulable task unit) relate to the problem solving goals, what types of approximations are required, and what resources (primarily computational resources) will be required. Finally, when a deadline cannot be met using the current schedule,

the schedule must be rearranged, using a combination of techniques including postponing tasks and forcing them to use faster approximations. The system must keep track of the new schedule, task durations, and the effect of the new schedule on the results of problem-solving¹.

The entire real-time problem-solving architecture is shown in Figure 1. In order to provide for more predictable execution of tasks we use a *parameterized low-level control loop*. This extension of the traditional blackboard control loop allows the system to dynamically control how much opportunism is permitted within each task. This is accomplished by controlling the characteristics of the data that will be processed, the type of knowledge that will be applied to this data, and the granularity of the processing. Tightly constrained tasks (in terms of their inputs, outputs, and processing algorithm) are as predictable as possible without modification of the underlying operating system. Timing models, based on these constraints, allow the real-time scheduler to make accurate duration estimations.

The ability to dynamically modify the low-level control loop is an extension of ideas developed originally in BB1 for dynamically specifying the predicates used to evaluate activities on the agenda in order to impose different high-level strategies[13]. We extend the ideas in BB1 by allowing a richer set of parameters (filters, mappings, and mergings, as well as heuristics) to be dynamically adjusted. Recent work by B. Hayes-Roth[1, 14] has also gone to a more complex low-level control loop that has additional parameters. The idea of dynamically adapting filters on input data for real-time systems has also been discussed in [18]; we tie this filtering into the problem of balancing predictability and opportunism. The low-level control loop is discussed in detail in Section 3.1.

The second component of our architecture is *channels*, which allow different processing strategies to be used simultaneously. A channel is a replication of the low-level control loop for a concurrent task. Having multiple channels allows multiple processing strategies to occur simultaneously, and potentially asynchronously or in parallel[5], while still providing predictable execution. The RT-1 real-time blackboard architecture[9] used a fixed set of priority channels to partition problem-solving by event priority; in contrast, we dynamically create task channels to partition problem-solving by task. This allows us to clearly decide which problem-solving resources to devote to each task². Section 3.2 describes channels in more detail.

With these low-level architectural concerns satisfied, the next problem is the smooth operation of the system. Control in blackboard architectures that integrate multiple reasoning methods has traditionally been accomplished through the implicit or explicit construction of an agenda rating function that allows the scheduler to choose the “best” knowledge source instance (KSI) to execute [2, 13, 15]. A significant amount of work has been published advocating the use of explicit (non-procedural) control because it is conceptually clearer and more easily modified, as well as easier to explain [10, 11, 13]. We modified the traditional BB1-style meta-controller to operate using hierarchically organized, explicit *control goals* that describe the current and predicted future behaviors of the system. Unlike BB1, future control goals are expanded to create future control plan elements, which predict future tasks. Associated with

¹There is another major requirement, not completely addressed in our work to date, which is that the overhead of these control mechanisms must be tightly controlled and predictable. We discuss this in our detailed discussion of the architecture in Section 3.

²A fixed set of priority channels could be built on our task channels by combining preallocated channels (one for each priority) with heuristics that rated KSIs on their channel appropriately.

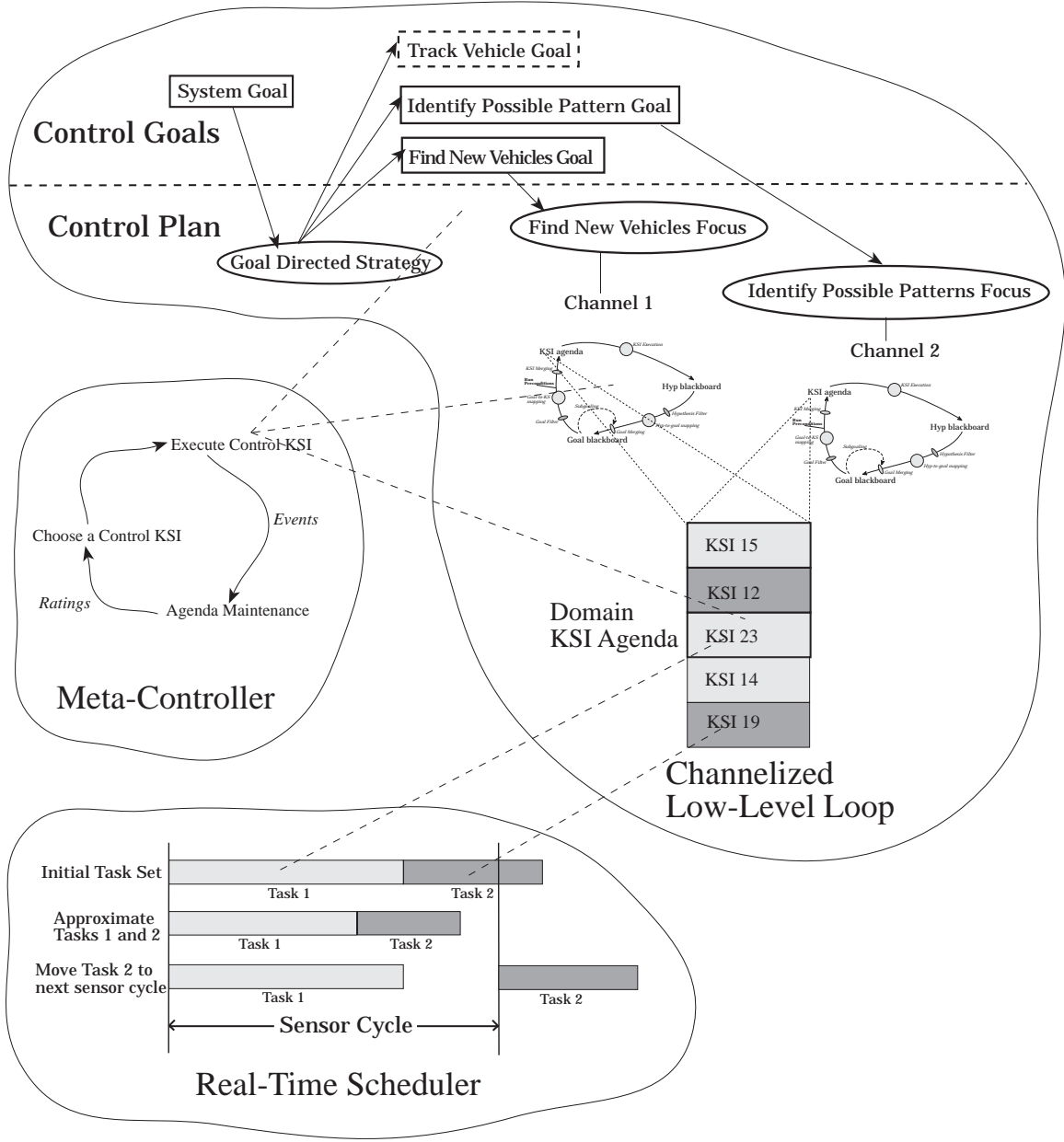


Figure 1: The real-time blackboard architecture. Each part of this architecture is explained in detail in Section 3. At the lowest level it consists of a parameterized low-level blackboard loop, guided by a BB1-style control plan and by control goals. Multiple copies of this loop (each known as a channel) are created to control each aspect of problem-solving that might require separate control. A meta-controller executes a control KSI loop that constructs the control plan and goals, and modifies the parameters of the low-level loop. A real-time scheduler ensures real-time performance by monitoring problem-solving at the channel-task level and fixing schedules that go over time. The scheduler constructs future schedules based on projected channel tasks and fills in those channel tasks with domain KSIs as they appear on the agenda. The dashed lines between modules indicate points of interaction.

the lowest level of control goals are BB1 foci that hold the channels mentioned earlier. The meta-controller is presented in Section 3.3.

Finally, a real-time scheduler augments the traditional blackboard agenda mechanism. Its job is to monitor and modify tasks during execution so that deadlines are met. It schedules groups of KSIs associated with a task (called *channel tasks*) across all active channels in fixed time slices. The real-time scheduler can reduce the time allocated to a task, forcing it to use a different approximation, or delay (non-critical) tasks to allow critical tasks to be completed. Much of the real-time scheduler is itself implemented using independent blackboard control knowledge sources that detect potential problems and present alternate solutions to them. Section 3.4 describes the real-time scheduler.

The next section of this paper describes an example real-time problem from our application domain. Section 3 discusses each component of the architecture in detail. Section 4 shows how the components of the architecture work together to solve the example problem. Finally, Section 5 summarizes the work and describes future directions.

2 An Example Problem

The application driving this work is the Distributed Vehicle Monitoring Testbed (DVMT)[16]. The DVMT simulates a network of vehicle monitoring nodes, where each node is a problem solver that analyzes acoustically sensed data in an attempt to identify, locate, and track patterns of vehicles moving through a two-dimensional space. Each problem solver has a blackboard architecture with blackboard levels and domain knowledge sources appropriate for vehicle monitoring. Domain knowledge sources perform the basic problem solving tasks of extending and refining partial solutions, or *hypotheses*. New classes of domain knowledge sources were added for performing different approximation algorithms, such as “level-hopping” (skipping some of the blackboard levels, see Section 3.2)[8]. To solve a problem, the system must choose from among several different general strategies and fine tune them, including the choice of different strategies for different kinds of data and different strategies at different stages of processing.

This section describes an example problem in the domain of the DVMT. The particular DVMT environment we will work with is shown in Figure 2. (This is a single agent version of the DVMT. In the future we plan to extend this work to multiple distributed agents[7].) This environment contains three objects: one fish, one duck, and one pigeon. The large dots along the lines represent the location of the object at the sensor time given by the adjoining number. The two large squares labelled *Sensor 1* and *Sensor 2* represent the ranges of the two fixed sensors associated with this DVMT node. *Sensor 2* is known to be noisy, meaning that more domain processing is required to interpret the data from that sensor. The system knows about two kinds of patterns among its objects: a duck attacking a fish, and a pigeon meandering.

Associated with this environment is a system goal. This goal is a complex object encoding several pieces of information. Some of the information encoded in the system goal includes:

- Ducks attacking fish are more important than pigeons meandering.
- There is a deadline that fish must be warned that they are part of a duck attacking fish pattern within at most 6 sensor-cycles from when the later of the two vehicles comes within sensor range.

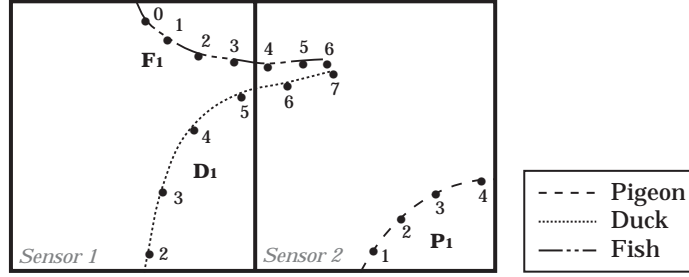


Figure 2: Real-time example environment.

- Once a fish has been warned it may be actively ignored. Ducks must continue to be tracked, because they can become involved in other duck attacking fish patterns.
- By default, every object should be tracked as precisely as possible.

Also part of the system goal are the heuristics that determine which approximations to use.

Another experimental variable available in the system is the sensor cycle length. This defines the amount of time available to process data between sensor readings — the ratio between simulated ‘real-world’ time in the outside environment and KSI execution time at the node. Reducing the sensor cycle length forces the real-time scheduler to use more and more approximations and/or postponements of tasks to meet the timing constraints.

3 Architecture

The architecture can be divided into two parts: the multi-channel, parameterized low-level control loop that executes, stores the results of, triggers, and evaluates the preconditions of domain KSIs; and a meta-controller that creates channels, sets parameters for the low-level control loop associated with each channel, models the set of current and future tasks, and schedules their execution. One should assume that the low-level control mechanism does not relinquish control to the meta-controller but runs asynchronously with respect to the meta-controller.

3.1 Parameterized Low-level Control Loop

Figure 3 illustrates the steps in the parameterized low-level control loop. Within each channel, the following three classes of mechanisms are used in the low-level control loop to control opportunism in that channel: *Filters* limit the amount of data being considered to reduce overhead or distraction. Data blocked by a filter can be stored so that when the filter changes the blocked data may be efficiently refiltered if desired. Filters block a channel from “opportunistically” working on a task in another channel, or even working on less important parts of a single task if the system is under severe time pressure. For example, in the environment shown in Figure 2 we are able to have one channel work on the fish and another channel work on the duck by filtering the sensor data so that only data that could be associated with an object goes to that object’s channel. This is accomplished by using the spatial characteristics of the data and the expected course of the vehicle, as well as the type of the signal. Of course,

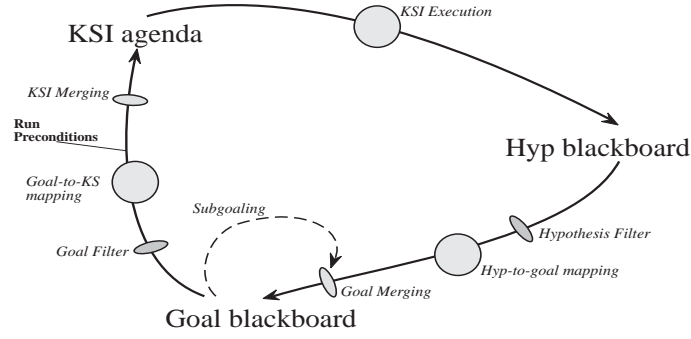


Figure 3: The Parameterized Low-level Control Loop

there might be some overlap if vehicles are spatially close to one another or if the signal is ambiguous (that is, could be associated with more than one vehicle type), but filtering greatly reduces the load on each channel. *Mappings* control the general character of problem solving. For example, a hypothesis-to-domain-goal mapping indicates what potential work a hypothesis represents. A domain-goal-to-KS mapping represents the triggering of knowledge sources, or what methods should be considered in attempting to achieve a domain goal³. Obviously, one-to-one mappings provide much more predictability than one-to-many. As an example, when we want to change a channel from complete processing of data to level-hopping on that data we simply update the domain-goal-to-KS mapping for that channel to map to level-hopping KSs rather than complete processing KSs. *Mergings* control the granularity or specificity of problem solving activity. Hypotheses, domain goals, and KSIs are grouped and merged into larger units to avoid duplication of effort or to reduce the amount of data being considered. This process is invoked after each mapping. Merging can increase predictability and decrease opportunism by reducing the number of items that are considered during problem solving. An example of merging occurs after the hypothesis-to-goal mapping of signal hypotheses. This mapping generates one group-level goal for each signal level hypothesis; merging combines equivalent group-level goals into a single goal.

Each of these mechanisms is placed between each major data structure (the hypothesis blackboard, the domain goal blackboard, and the KSI agenda). This low-level control loop can be characterized as evaluating the blackboard to decide first what information to exclude from any further processing (hypothesis filtering), then what potential work can be done (hypothesis-to-goal mapping). The domain goals that result from this mapping are called *data-directed* goals. The next step is relating potential work to existing domain goals (goal merging and subgoaling). Two types of domain goals are merged: data-directed goals from the hypothesis-to-goal mapping and *goal-directed* goals from subgoaling. Then the low-level loop determines what domain goals are important to achieve (goal filtering), and finally decides how to go about achieving them (goal-to-KS mapping and KS instantiation). This produces a set of triggered KSs that may accomplish a given goal. The preconditions of the KSs are run, which results in a set of costs (such as estimated time) and benefits (such as an estimated output set)

³Domain goals, historically often called just ‘goals’ in DVMT literature, are a complex language with which to trigger KSs and limit their inputs and outputs. They should not be confused with the control goals in the meta-controller that specify what the system is trying to achieve, and when, how, and why.

for each triggered KS. KSs are chosen based on this data and their instantiations are merged into the runnable KSI queue. A single queue holds runnable KSIs from every active channel. We are investigating alternatives to this architectural decision, including maintaining a separate queue for every channel and either associating a processor with each queue or multiplexing among the queues[3, 9], giving each channel a percentage of the total resources. Note that these alternatives may also help us to more easily bound control overhead by associating control with channels. That is, we could decide on a channel by channel basis not only how much domain processing to perform, but also how much control processing to perform. In our current configuration the amount of time spent in control processing is not tightly controlled. Choosing which one of these potential activities to execute (managing the agenda) is managed by the real-time scheduler (Section 3.4).

In this work we have not concerned ourselves with making the low-level control loop predictable. This has been the focus of recent work by B. Hayes-Roth. Her work has extended the BB1 architecture to use a satisficing control loop that replaces the previous exhaustive control loop[1, 14]. The satisficing loop considers a limited number of events in best-first order and for each event attempts to trigger a limited set of operation types again in best-first order. This ordered consideration of possibilities can be interrupted at any time – either by internal criteria or by external deadlines – and will return the best action found so far. At this time our low-level control loop does not support this kind of pumping of the highest priority data completely through the loop before lower priority data is even considered. However, using similar ideas, we are able to effectively place an upper bound on the amount of processing for each step of the loop, thus bounding the entire control loop. We can do this by prioritizing the outputs of each step of the loop, and only processing the priority-ordered inputs from the previous stage until the available time is used. Note that this is an approximate processing approach to the problem, rather than an anytime algorithm approach. We plan to take advantage of all the time available to us, rather than always having an answer ready.

3.2 Multiple Execution Channels

The parameterized control loop allows explicit, detailed control over a task. Multiple execution channels allow this kind of predictable control over each task separately, where a task is a unit of work that might at some point need to have some aspect of its behavior controlled separately from other units of work. Each channel can (and often does) have a completely different set of filters, mappings and merge criteria from other channels, as well as different control strategies controlling its KSI execution choices.

Channels, with their associated filters, mappings and merge criteria, are created and modified by the meta-controller (see Section 3.3) as needed to adequately control domain problem-solving. Channels are created to respond to dynamically created control goals. For example, in the DVMT a channel exists that is always looking for new vehicles to appear. The appearance of a new vehicle will cause the creation of a control goal to identify and then track that vehicle, which in turn will lead to the creation of a channel to work to satisfy the control goal. Channels are modified to use various approximations by the real-time scheduler as required to meet timing constraints. A channel is made to use a particular approximate processing technique through the modification of its filters, mappings and merge criteria.

In the DVMT application each type of channel has various search, data, and knowledge

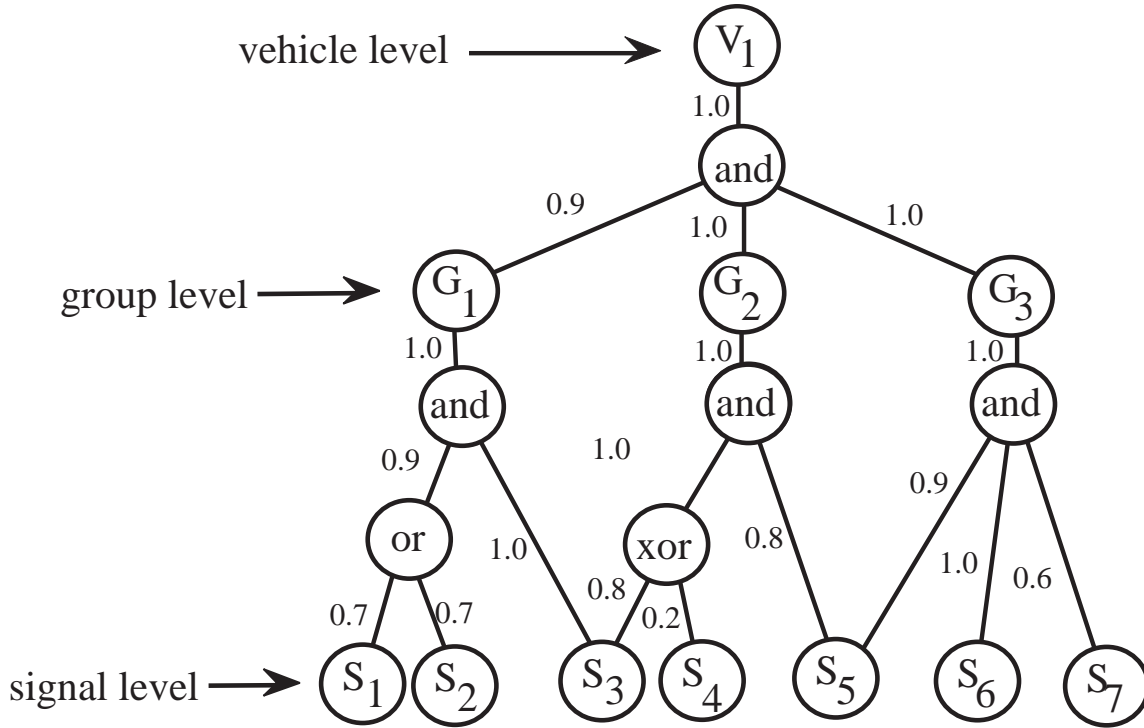


Figure 4: Example of a Grammar and the Effects of Approximate Search

approximation techniques available to it. These techniques make tradeoffs in performance, certainty, precision, and completeness. By default all channels use complete search, data, and knowledge, examining all possibilities completely. This technique takes the longest amount of time to finish processing, but maximizes certainty, precision, and completeness. *Synthesis* is the portion of DVMT processing where raw sensor data is moved, level-by-level, up the blackboard to become vehicle hypotheses. What sensor data a particular vehicle may generate in an environment is specified by a grammar represented as a modified AND-OR-XOR tree. Each arc in the tree also contains a number that represents the degree to which the subtree defined by that arc is necessary for the existence of that subtree's parent (see Figure 4). Synthesis knowledge sources, using data or hypotheses at a lower level, create new hypotheses at the next higher level. *Track extension* knowledge sources connect individual vehicle hypotheses at different times and locations into vehicle track hypotheses, using constraints on vehicle speed and acceleration.

One approximation available to most channels is a *level-hopping* knowledge approximation. Constraints that would normally span two levels of the blackboard, and would thus require the application of two synthesis knowledge sources, can be simplified and compressed to allow synthesis of events at a level of the blackboard two levels higher than the input level (see Figure 5). In general, ignoring grammatical constraints does not reduce the precision of a synthesized result. This is because the characteristics of the synthesized result are taken from the hypothesis that triggered the knowledge source, and the use of approximate knowledge does not alter these characteristics. However, the use of approximate knowledge does result in the generation of inconsistent results that would not have been generated by a knowledge source using a complete set of constraints. Thus by jumping several levels of abstraction at once, rather than advancing step by step, level-hopping has significantly improved performance, but

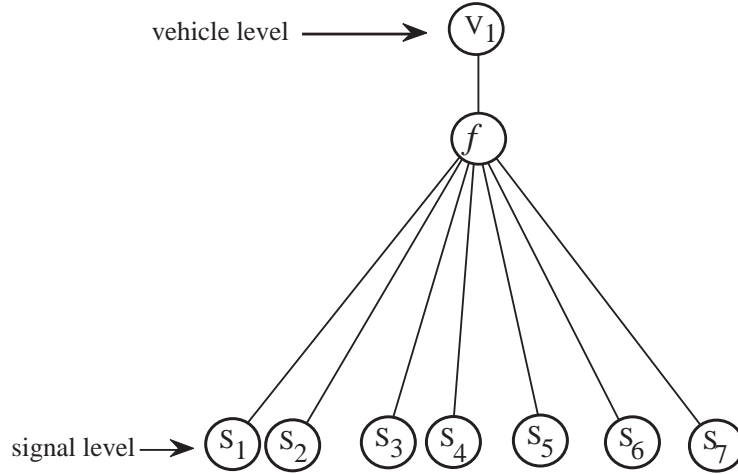


Figure 5: Example of Synthesis Knowledge Approximations

reduces certainty.

Another approximation available is the ability to *actively ignore* data. In this case the channel merely gathers and records the data that it would normally process. This reduces runtime to near zero, but has disastrous effects on certainty and precision. Usually this technique is used only when we intend to work on the data in more detail during a future sensor cycle. Other techniques are described in [8]. Consistent representations of approximate data allow the system to switch processing strategies without losing any partial results previously obtained[8].

One example of the usefulness of channels is that they allow different vehicles to be tracked using different approximate processing techniques concurrently. For example, we might have two vehicles in our domain that have different degrees of threat or another measure of differing priority. If we do not have enough time to track both vehicles completely, we may decide to track only the high priority one carefully and to use level-hopping on the lower priority vehicle. A separate channel for each vehicle allows us to completely control the tracking of each vehicle without interference.

3.3 The Meta-Controller

The meta-controller is a collection of BB1-style control blackboards and knowledge sources that are used to control the domain problem-solving going on in each channel. Unlike BB1, the meta-controller blackboard execution cycle is separate from the domain blackboard execution cycle. In the current single processor DVMT the meta-controller cycle is run to quiescence after each domain KSI execution⁴.

Along with the traditional BB1 control-plan blackboard that contains strategies, foci, and heuristics, there is a control-goal blackboard that contains the goals the control-plan objects are working to solve. These goals specify domain tasks to be performed, as well as the level of

⁴The BB1 execution cycle is more general, in that it allows control and domain KSI executions to be interspersed, however, to our knowledge, no one has ever defined heuristics to balance control and domain processing. In all BB1 applications that we are aware of executable control KSIs are always processed before domain KSIs.

certainty, precision and completeness that is required.

Part of the definition of a problem given to the DVMT is a *system goal*. This is the top-level control-goal the system is working to satisfy. Encoded in the system goal is information about priorities among domain problem-solving actions.

A strategy is chosen to work to satisfy the goal. This strategy in turn posts control-goals. This form of problem decomposition continues until an initial plan/goal hierarchy has been created. An example of such a hierarchy is given in Figure 6. At the leaves of this hierarchy are the individual foci that actually control the problem-solving for each channel through the use of heuristics. These heuristics can take the form of agenda rating functions (as in normal BB1-style heuristics), as well as modification of any of the low-level control loop parameters.

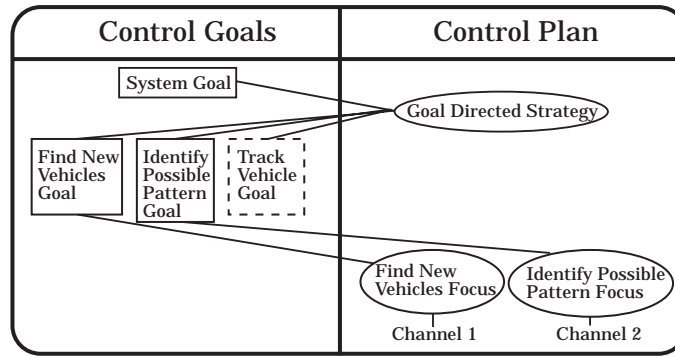


Figure 6: An example of a plan/goal hierarchy from the DVMT. The rectangles represent control goals and the ellipses represent strategies and foci. A dashed line rectangle represents a future control goal.

Channels provide one mechanism for dividing up a problem. Another dimension along which a problem can be divided is time. In the DVMT the most natural time slice is the sensor cycle, the time between two readings of sensor data. We call the work for a particular channel on the data from a particular time slice a *channel task*⁵. Analogous to the definition of channels (tasks that may be controlled in different ways) channel tasks are the smallest unit of work that may have different scheduling criteria (e.g., earliest start time, deadline, ...). Another way of defining a channel task is that it comprises a particular set of domain KSIs for a particular channel. However, the real-time scheduler schedules future channel tasks (channel tasks for future sensor cycles) before the actual domain KSIs trigger or become executable.

Optionally associated with a channel task is a deadline. This is a sensor cycle by which the work in that channel task (or some important subpart of it) must be completed. A deadline defines a time by which a channel task must have satisfied a control goal. A control goal is satisfied if the work it requires is completed with an appropriate level of certainty, precision and completeness. Deadlines are generated dynamically at runtime using criteria specified in the system goal. In the DVMT example given in Section 2 there is a deadline indicating that

⁵Note that the choice of a sensor cycle as the unit for scheduling is somewhat arbitrary. It was chosen because it is a convenient amount of time to schedule; it is easier to build schedules around intermediate sized chunks of time. In fact, the real-time scheduler is constantly monitoring domain problem-solving activity watching for any changes that might affect scheduling decisions. The real-time scheduler can change channel tasks at any point during problem-solving including after they have partially executed.

fish must be warned about attacking ducks within 6 sensor cycles. Instances of this deadline will be created and dynamically reacted to every time a duck attacking fish pattern is detected.

3.4 The Real-Time Scheduler

The real-time scheduler is the part of the meta-controller that schedules the execution of channel tasks to ensure that all deadlines are met and efficient use is made of all available time and resources. This real-time scheduler does not replace the BB1-style agenda mechanism, rather it schedules at a different level of abstraction. The real-time scheduler chooses the set of channel tasks to execute during each sensor cycle and what approximations to use in each of those channel tasks. This defines a set of executable domain KSIs (because each channel task is just a grouping of domain KSIs), which are then ordered by the BB1-style agenda mechanism for immediate execution. The BB1-style agenda mechanism may decide to interleave the execution of KSIs from different channel tasks, or it may decide to do all the work associated with a higher priority channel task before doing any work on a lower priority channel task. Note also that the real-time scheduler is devising tentative schedules for future sensor cycles, as well as the current one, while the BB1-style agenda mechanism only schedules KSIs for immediate execution.

The real-time scheduler is implemented as BB1-style control KSs. These KSs are constantly monitoring the domain and control blackboards watching for situations that require rescheduling, such as the creation of a new channel or a change in the workload of an existing channel. When the real-time scheduler determines that a particular sensor cycle is overloaded it has to decide how to adjust the schedule to meet the timing constraints. Two techniques are available for repairing schedules that are estimated to exceed their time limit. These techniques are illustrated in Figure 7.

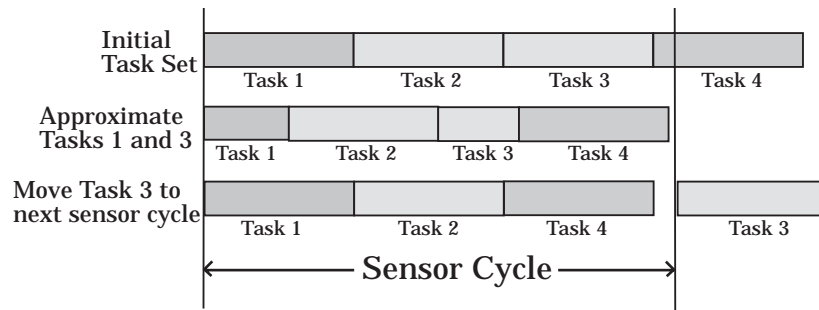


Figure 7: The real-time scheduler fixing overtime schedules.

One technique is to change the problem-solving method of a channel task to use a faster approximation. This approach is used in the second line of the figure where Tasks 1 and 3 have their runtime reduced through the use of an approximate processing technique. This reduces the total runtime of the task set to below the amount of time available during the sensor cycle. A disadvantage of this approach is that it reduces the certainty, precision and/or completeness of the result which may impact on the satisfaction of the control goal. In particular, channel tasks with close deadlines will normally only use approximations that do not compromise their ability to meet the deadline.

The other schedule repairing technique is to postpone channel tasks until future sensor cycles. This approach is illustrated in the third line of the figure where Task 3 is postponed until the next sensor cycle (where presumably more free time is available). To do this, a vestigial channel task with minimal overhead must remain in each cycle to gather the data that will be processed when the main channel task is actually executed⁶. This approach has the advantage of reducing the time required for the moved channel task in the overtime sensor cycle to near zero, but the disadvantage of increasing the workload in a future sensor cycle.

4 A Solution to the Example Problem

This section describes in detail how the components of the architecture work together to solve the example problem given in Section 2 as the sensor cycle length decreases. We first describe how the system works when enough time is available for complete processing of all data, then describe how the system modifies its behavior as the available time decreases. Figure 8 shows how the control plan develops as problem-solving progresses.

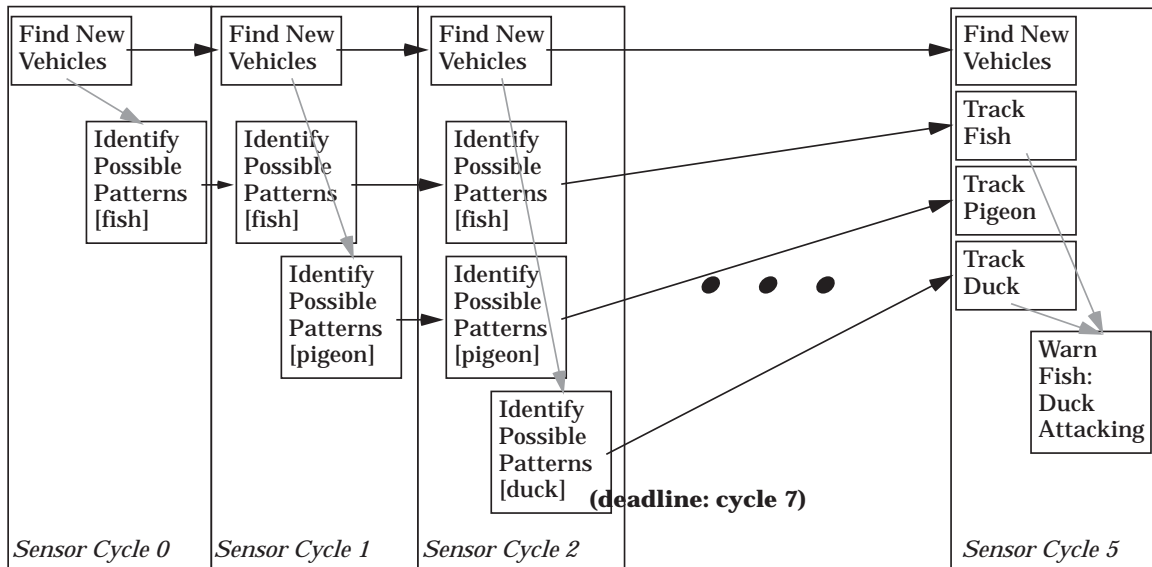


Figure 8: The status of the control plan for each sensor cycle.

Before problem solving actually begins control knowledge sources post the system goal, which triggers the posting of a top-level strategy for meeting that goal. In this example a *goal-directed* top-level strategy⁷ will be posted. Additional control knowledge sources will elaborate this strategy into default heuristics for controlling the execution of control knowledge sources and an initial control goal of finding any new vehicles that appear. This will lead to the creation of a *find-new-vehicles* channel that is constantly looking for new vehicles that are not already

⁶This is true both because of the limited size of the sensor buffers, which means that data must be read before the buffers overflow, and because, if the data is not claimed by an existing channel, the channel for finding new vehicles will attribute the data to the appearance of a new vehicle.

⁷Although we have not yet implemented them, other approximate processing strategies could be used in this example including clustering of noisy data and the skipping of data from every other sensor cycle.

being worked on by an existing channel. The filters of this channel will be set up to capture any data that is filtered out by all the other channels. At the beginning of problem solving this channel will accept all data, because it is the only active channel.

In the example environment of Figure 2 three objects appear: a fish at sensor time 0, a pigeon at sensor time 1, and a duck at sensor time 2. At sensor time 0 the *find-new-vehicles* channel receives the signal level hypotheses associated with the fish. Hypothesis-to-goal mapping maps these hypotheses to group-level goals. Equivalent group-level goals are merged together and the remaining group-level goals are checked against the trigger conditions of KSs in goal-to-KSI mapping. This will lead to a set of domain KSIs appearing on the domain KSI queue. Together these KSIs (and the KSIs that they will trigger to continue processing the data from sensor cycle 0 up to the track level) make up a channel task (i.e., the KSIs associated with the *find-new-vehicles* channel for sensor cycle 0). The projected change in the workload of the *find-new-vehicles* channel causes control KSs from the real-time scheduler to trigger, estimate the total time required for the *find-new-vehicles* channel task (by a combination of analysis of the available data and cached information about previous *find-new-vehicle* execution times), compare this estimate against the total time available, and, because enough time is available, schedule this channel task for the current sensor cycle. This causes KSIs associated with this channel task to trigger and appear on the domain agenda. At this point the BB1-style agenda management of the meta-controller will begin scheduling domain KSIs for immediate execution.

When the domain KSIs have processed the data up to the track level, this satisfies the control goal of the *find-new-vehicles* channel (which is to recognize when new vehicles appear and process their data for one sensor cycle). Generic Control KSs notice when control goals are satisfied by regularly monitoring each active control goal's satisfaction function. Control KSs associated with the top-level *goal-directed* strategy then post the next part of the control plan, which is a control goal to identify any possible patterns the new vehicle might be involved in. The posting of this control goal triggers a control KS which creates a new *identify-possible-patterns* channel to identify any possible patterns the fish might be involved in. The filters for this channel are configured to accept data that is of signal types associated with the object (in this case data that could be associated with a fish) and that is spatially within the projected course of the object (using information about the maximum velocity and turning quickness of the object). At this point the processing of data from sensor cycle 0 is complete.

Sensor cycle 1 contains data from two objects, the fish that has already been tentatively identified and a newly arriving pigeon. The *identify-possible-patterns* channel will accept the fish signals, because they are spatially close to the previous fish signals and because they are of a type that can be associated with fish. However this channel will filter out the pigeon data, which will then be picked up by the *find-new-vehicles* channel. Both channels will process their respective data in the same way as in the previous cycle, with the processing of the pigeon data resulting in a new *identify-possible-patterns* channel being created to identify any patterns that the pigeon might be involved in. The real-time scheduler will schedule both channel-tasks for immediate execution, because enough time is available to do so. It will also tentatively schedule channel tasks for each of the objects for future sensor cycles. Projecting into the future the real-time scheduler will predict that the pigeon will leave sensor range about sensor cycle 4, based on its current direction and velocity. It will also predict that the time to process data for the fish will increase during sensor cycles 4, as the fish enters the range of the noisy sensor.

Processing during sensor cycle 2 will proceed similarly, with processing of fish and pigeon data continuing in their respective *identify-possible-pattern's* channels and the *find-new-vehicles* channel noticing the appearance of the duck, leading to the creation of a third *identify-possible-patterns* channel for the duck. The appearance of the duck causes a deadline to be created to warn the fish if it is involved in a duck-attacking-fish pattern by sensor-cycle 7 (because the system goal specifies that fish must be warned within 6 sensor cycles of both objects in the pattern coming within sensor range.)

The system goal specifies that four sensor cycles of data are required to confirm the involvement of vehicles in a pattern. During sensor cycle 5 enough data will have been processed to confirm that the duck and fish are involved in a duck-attacking-fish pattern. This will be noticed by a control KS, which will issue a warning to the fish. Processing in all channels will continue until all available data has been processed.

As the sensor cycle length is reduced the real-time scheduler has to take action, because not enough time is available to completely perform all tasks. The first step the real-time scheduler will take is to modify the *identify-possible-patterns* channels to use the level-hopping approximation. It does this by modifying their goal-to-KSI mapping to map directly to vehicle-level KSIs, bypassing the group-level. This will reduce the number of domain KSIs to execute, reducing the time estimates associated with these channel tasks. When approximating alone is not enough to allow all channel tasks to execute immediately, the real-time scheduler will look into postponing tasks. At this point the tentative schedules it maintains for future sensor cycles become very important. The scheduler knows that it has a deadline to warn the fish about the duck by sensor cycle 7, and that processing time for the fish and duck data will be increasing because of the noisy sensor. It also recognizes that after sensor cycle 4 the pigeon will be out of range. Combining all of this information with the criteria defined in the system goal for making scheduling decisions, the scheduler decides to postpone work on the pigeon data until after the fish has been warned about the duck during sensor cycle 5.

It implements this decision by creating new vestigial channel tasks for the pigeon's *identify-possible-patterns* channel tasks for sensor cycles 3, 4 and 5; and moving the regular channel tasks for the pigeon for cycles 3, 4, and 5 to cycles 6, 7 and 8 respectively. The vestigial channel tasks will capture the data for the pigeon for each sensor cycle, but do no processing of that data. These vestigial channel tasks are necessary to avoid having the data identified as a new vehicle by the *find-new-vehicles* channel. As a last resort if the sensor cycle length is reduced to a very short amount of time, the real-time scheduler will turn off the *find-new-vehicles* channel. This will have the effect of completely ignoring the appearance of any new vehicles, but will allow enough time for the the deadline associated with the known vehicle data to be processed. This rescheduling solves the real-time problem because it reduces the workload in each sensor cycle until it can be performed in the time available, and it meets the required deadline.

5 Summary and Future Work

This paper describes extensions to a blackboard framework that allow approximate processing techniques to be used to solve real-time problems with hard deadlines. In particular we have shown how these extensions lead to a predictable blackboard execution loop, a useful representation of current and future problem-solving tasks and a model of how to modify those

tasks when deadlines are projected to be missed.

Current work is ongoing to extend these results in several ways. We have begun to look in detail at the design-to-time scheduling problem[12] and plan to continue in this direction by building more complex schedulers that take more of the available information into account. In this context we are also investigating the usefulness of *monitoring* task execution to ensure that tasks are performing as expected and to correct the situation when they do not. Another current area of investigation is the bounding of control overhead. While in the DVMT application the control overhead is acceptable, we need to address the issue of making the control overhead bounded and predictable. Additionally we are investigating real-time scheduling issues in a simulator[6]. In these experiments a parameterized simulation environment is used to generate sets of tasks for a design-to-time scheduler. These experiments will help us to understand how various aspects of the environment affect the performance of our scheduler.

In the design-to-time and simulation work we would like to investigate questions of the form:

- How do you choose a set of solution methods?
 - How many approximations are best?
 - How much variance in duration and quality estimates is tolerable?
 - How fast a fall back method is necessary to reduce missed deadlines to a tolerable level?
- How frequently should you monitor task execution?
 - What is the cost/accuracy tradeoff in monitoring?
 - What is the effect of the amount of sharable intermediate results among solution methods on the system performance?
- What do you do if the duration/quality variance is too high?
 - How is monitoring frequency/accuracy affected by biases in estimated duration?

We believe that understanding the answers to these questions will allow the construction of real-time applications that are better able to respond to the changes in a complex environment.

References

- [1] Anne Collinot and Barbara Hayes-Roth. Real-time control of reasoning: Experiments with two control models. In *Proceedings of the Workshop on Innovative Approaches to Planning, Scheduling and Control*, pages 263–270, November 1990.
- [2] Daniel D. Corkill, Victor R. Lesser, and Eva Hudlická. Unifying data-directed and goal-directed control: An example and experiments. In *Proceedings of the National Conference on Artificial Intelligence*, pages 143–147, Pittsburgh, Pennsylvania, August 1982.
- [3] David S. Day. Blackboard-based control in the PLASTYC agent architecture. In *Proceedings of the Fifth Workshop on Blackboard Systems*, Anaheim, CA, July 1991.

- [4] T. Dean and M. Boddy. An analysis of time-dependent planning. In *Proceedings of the Seventh National Conference on Artificial Intelligence*, pages 49–54, St. Paul, Minnesota, August 1988.
- [5] Keith Decker, Alan Garvey, Marty Humphrey, and Victor Lesser. Effects of parallelism on blackboard system scheduling. In *Proceedings of the Twelfth International Joint Conference on Artificial Intelligence*, Sydney, Australia, August 1991.
- [6] Keith S. Decker, Alan J. Garvey, Victor R. Lesser, and Marty A. Humphrey. An approach to modeling environment and task characteristics for coordination. In Charles J. Petrie, Jr., editor, *Enterprise Integration Modeling: Proceedings of the First International Conference*. MIT Press, 1992.
- [7] Keith S. Decker and Victor R. Lesser. Analyzing a quantitative coordination relationship. COINS Technical Report 91–83, University of Massachusetts, November 1991. To appear in the journal *Group Decision and Negotiation*, 1993.
- [8] Keith S. Decker, Victor R. Lesser, and Robert C. Whitehair. Extending a blackboard architecture for approximate processing. *The Journal of Real-Time Systems*, 2(1/2):47–79, 1990.
- [9] Rajendra T. Dodhiawala, N. S. Sridharan, and Cynthia Pickering. A real-time blackboard architecture. In V. Jagannathan, Rajendra Dodhiawala, and Lawrence S. Baum, editors, *Blackboard Architectures and Applications*, pages 219–237. Academic Press, Inc., 1989.
- [10] Edmund H. Durfee and Victor R. Lesser. Incremental planning to control a time-constrained, blackboard-based problem solver. *IEEE Transactions on Aerospace and Electronic Systems*, 24(5), September 1988.
- [11] Alan Garvey and Barbara Hayes-Roth. An empirical analysis of explicit vs. implicit control architectures. In V. Jagannathan, Rajendra Dodhiawala, and Lawrence S. Baum, editors, *Blackboard Architectures and Applications*, pages 43–56. Academic Press, Inc., 1989.
- [12] Alan Garvey and Victor Lesser. Design-to-time real-time scheduling. COINS Technical Report 91–72, University of Massachusetts, 1991. To appear, *IEEE Transactions on Systems, Man and Cybernetics*, 1993.
- [13] Barbara Hayes-Roth. A blackboard architecture for control. *Artificial Intelligence*, 26:251–321, 1985.
- [14] Barbara Hayes-Roth and Anne Collinot. Scalability of real-time reasoning in intelligent agents. Technical Report KSL 91-08, Knowledge Systems Laboratory, Stanford University, 1991.
- [15] Frederick Hayes-Roth and Victor R. Lesser. Focus of attention in the Hearsay-II speech understanding system. In *Proceedings of the Fifth International Joint Conference on Artificial Intelligence*, pages 27–35, August 1977.

- [16] Victor R. Lesser and Daniel D. Corkill. The distributed vehicle monitoring testbed. *AI Magazine*, 4(3):63–109, Fall 1983.
- [17] Victor R. Lesser, Jasmina Pavlin, and Edmund Durfee. Approximate processing in real-time problem solving. *AI Magazine*, 9(1):49–61, Spring 1988.
- [18] Richard Washington and Barbara Hayes-Roth. Input data management in real-time AI systems. In *Proceedings of the Eleventh International Joint Conference on Artificial Intelligence*, Detroit, MI, August 1989.