

# A Review on Modulation Strategies of Multi Level Inverter

C.R. Balamurugan\*, S.P.Natarajan, R.Bensraj, B. Shanthi

Arunai Engineering College, Tamil Nadu, India

Annamalai University, Tamil Nadu, India

\*Corresponding author, e-mail: crbalain2010@gmail.com

## Abstract

*This review develops different switching methods for Multi Level Inverter (MLI). The switching methods proposed in this paper are to compare various methods and to predict exact switching method for different application based upon its quality of the outputs. The performance of the inverter is analyzed with the parameters like THD (Total Harmonic Injection),  $V_{RMS}$  (fundamental), CF (Crest Factor), FF (Form Factor) and DF (Distortion Factor). From the various non PWM (Pulse Width Modulation) and PWM methods the analysis are method to identify the exact PWM strategies for specific applications.*

**Keywords:** flip flop, SHE, hybrid, variable amplitude, PWM

**Copyright © 2016 Institute of Advanced Engineering and Science. All rights reserved.**

## 1. Introduction

The power electronic device which converts DC input voltage to AC output voltage at required voltage and frequency level is known as inverter. The AC output voltage could be of fixed or variable magnitude at fixed or variable frequency. For low and medium power outputs, transistorized inverters can be used and for high power outputs, IGBTs can be used as switching devices. The DC input voltage to the inverter may be from batteries, fuel cells, solar cells, photovoltaic arrays or other DC sources. But in most industrial applications, inverter is fed by a rectifier.

Inverters are mainly classified according to the nature of input source as voltage source and current source inverters. The inverters can also be classified according to the nature of output voltage waveform as square wave, quasi-square wave and PWM inverters. The PWM strategies involve either (i) single carrier or (ii) multi-carriers which can be (a) bipolar or unipolar (b) triangular or rectified sine along with references which can be single sinusoid or third harmonic injection or 60 degree PWM or stepped wave or trapezoidal amalgamated or triangular or discontinuous PWM. The inverters can be further classified based on method of connections as series inverters, parallel inverters and bridge inverters. Based on number of phases, the inverters can be grouped as single phase and three phase inverters.

The inverter gain is the ratio of the AC output voltage to DC input voltage ( $V_{dc}$ ). The output voltage of inverter may not remain constant due to the disturbances in the input voltage or load of inverter. At the same time some special applications require variation of output voltage. Therefore output voltage of inverter has to be controlled to the desired level. The various methods for the control of output voltage of inverters are as follows:

1. External control of AC output voltage
2. External control of DC input voltage
3. Internal control of inverter

The first two methods require the use of peripheral components whereas the third method requires no peripheral components. The internal control of inverter is done by two methods. They are (i) series inverter control and (ii) PWM control.

## 2. Modulation Strategies

Multilevel inverter with PWM control is an effective solution for increasing power and reducing harmonics of AC waveforms. A multilevel inverter has many advantages over the

conventional bipolar inverter: (i) the voltage stress on each switch is decreased due to series connection of the switches and therefore the rated voltage and consequently the total power of the inverter could be safely increased. (ii) the rate of change of voltage ( $dv/dt$ ) is decreased due to the lower voltage swing of each switching cycle. (iii) total harmonic distortion is also reduced due to more output levels. (iv) lower acoustic noise and Electro Magnetic Interference (EMI) is obtained. The other main advantages of PWM inverters are (i) control over output voltage magnitude (ii) reduction in magnitudes of unwanted harmonic voltages and (iii) improved power factor with unity displacement factor. Lowest order harmonic elimination is possible by proper choice of the number of pulses per half cycle.

Although multilevel inverter offers several advantages, the control strategies of MLI are quite challenging due to the complexity to cater the transitions between the voltage levels (or steps). A number of modulation strategies are used in multilevel power conversion applications. The various PWM techniques usually employed in MLIs can be classified into following categories are as follows.

## 2.1. Non PWM Methods

### 2.1.1. Using Embedded Control (Codings)

The switching states are given as the input by using the MATLAB/SIMULINK. The inputs are given in the form of Matlab coding.

### 2.1.2. Using Flip Flops

In this method the Boolean equations are given as the input for the each switch of the CMLI. The Boolean equations can be forming by using the flip flops and the logic gates. Each switch requires number of logic gates. By using the switching states the Boolean equations can be formed.

## 2.2. Selective Harmonic Elimination

SHE PWM technique uses many mathematical methods to eliminate specific harmonics such as 5<sup>th</sup>, 7<sup>th</sup>, 11<sup>th</sup>, and 13<sup>th</sup> harmonics. The popular Selective Harmonic Elimination method is also called fundamental switching frequency based on harmonic elimination Theory.

## 2.3. RPWM Method

The random pulse width modulation (RPWM) has become an established means for mitigation of undesirable side effects in PWM converters, the voltage source inverters in adjustable speed ac drives in particular. Significant improvement in the acoustic and electromagnetic noise in RPWM converters has been observed from the output.

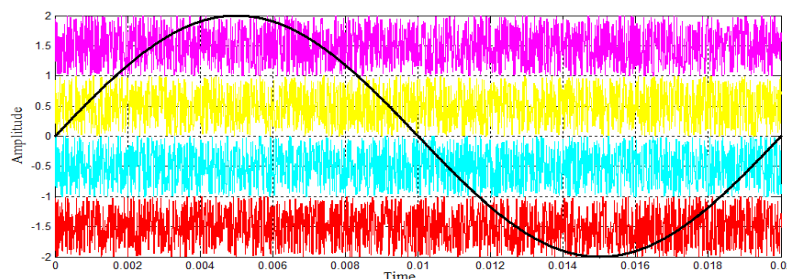


Figure 1. Sample Multi-Carrier Arrangement for RPWM

## 2.4. SPWM methods

Several CFDs (Control Freedom Degree) exist in multicarrier PWM strategies for MLIs. These strategies have more than one carrier option that can be triangular, inverted sine wave, saw tooth, a new function etc. As far as the particular carrier signals are concerned, there are multiple CFD including function, frequency, amplitude, phase of each carrier and offset between carriers.

2.4.1. Based on Reference and Carrier

a) SRMC (Single Reference Multiple Carrier)

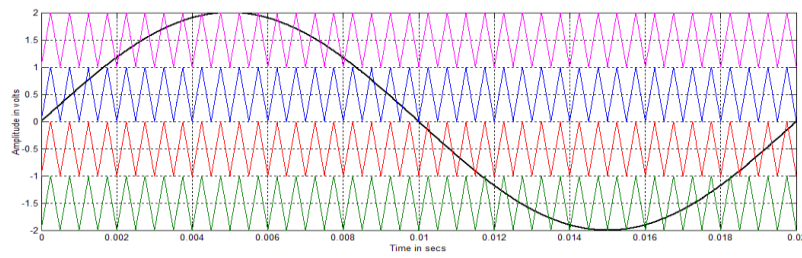


Figure 2. Sample multi-carrier arrangement for SRMC

b) SRSC (Single Reference Single Carrier)

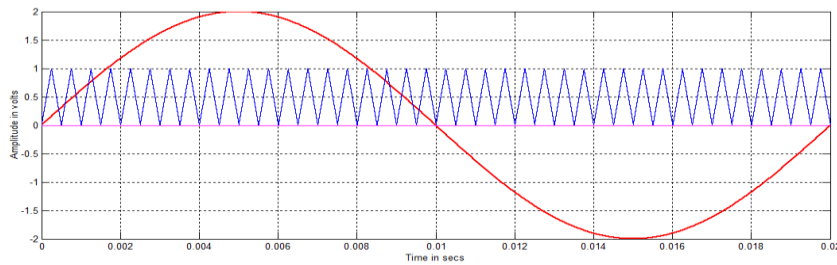


Figure 3. Sample multi-carrier arrangement for SRSC

c) MRMC (Multiple Reference Multiple carrier)

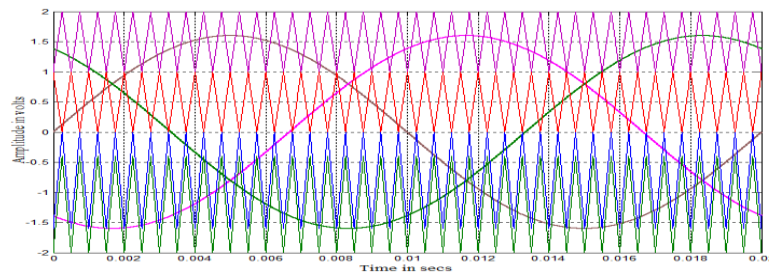


Figure 4. Sample multi-carrier arrangement for MRMC

d) MRSC (Multiple Reference Single Carrier)

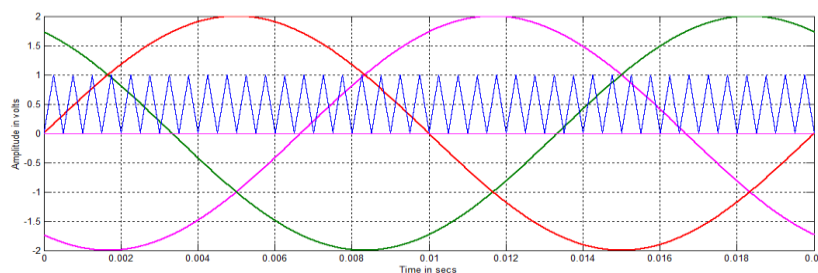


Figure 5. Sample multi-carrier arrangement for MRSC

## 2.4.2. Based on types of PWM strategies on carrier arrangement

### a) PD (Phase Disposition)

In the present work, the multi-carrier based phase disposition PWM scheme is used. Figure 6 demonstrates the sine-triangle method for a five-level inverter where in modulation or sinusoidal reference signal is compared with four ( $m-1$  in general) triangle waveform when the number of output voltage level is 5 ( $= m$ ), 4 ( $m-1$ ) carrier waveforms are arranged so that every carrier is in phase.

1) The carriers are in phase across all the bands. For this technique, significant harmonic energy is concentrated at the carrier frequency but since it is a co-phasal component, it doesn't appear in the line-to-line voltage.

- 2) The frequency modulation index  $m_f = \frac{f_c}{f_m}$
- 3) The amplitude modulation index  $m_a = \frac{2A_m}{A_c(m-1)}$

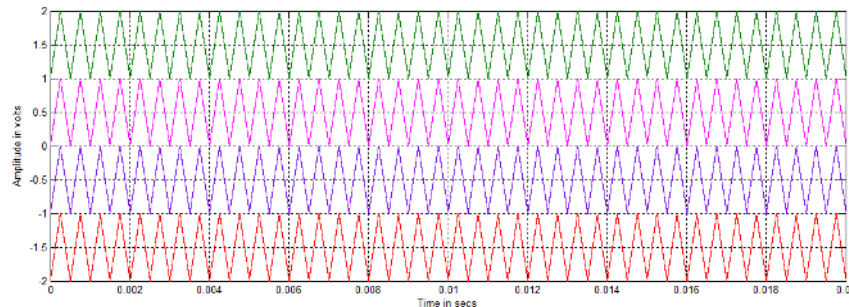


Figure 6. Sample multi-carrier arrangement for PDPWM strategy

### b) POD (Phase Opposition and Disposition)

For POD modulation all carrier waveforms above zero reference are in phase and they are  $180^\circ$  out of phase with those below zero (Figure 2-5). When the number of level is  $m$  ( $= 5$ ),  $m-1$  ( $= 4$ ) carrier waveforms are arranged so that all carrier waveforms above zero are in phase and are  $180^\circ$  out of phase with those below zero. The significant harmonics are located around the carrier frequency for both the phase and line-to-line voltage. Formula for  $m_a$  and  $m_f$  are same as that of PDPWM technique.

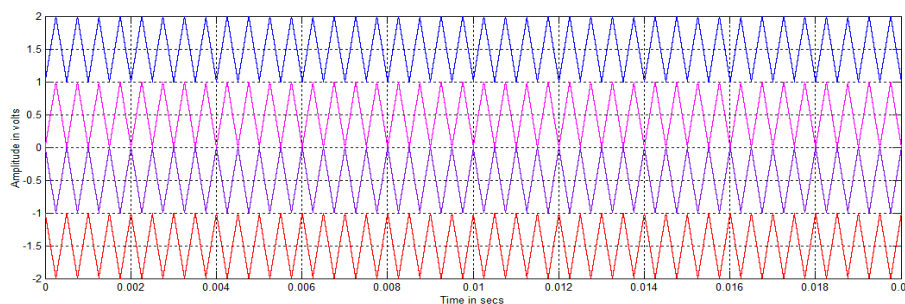


Figure 7. Sample multi-carrier arrangement for PODPWM strategy

### c) APOD (Alternative Phase Opposition and Disposition)

In case of APOD modulation, every carrier wave is out of phase with its neighbour carrier by  $180^\circ$  degree. Since APOD and POD schemes in case of three level inverter are the

same, a five level inverter is considered to discuss about the APOD scheme. When the number of level  $m (= 5)$ ,  $m - 1 = 4$  carrier waveforms are arranged so that every carrier waveform is out of phase with its neighbor carrier by  $180^\circ$  (Figure 8) Carriers in adjacent bands are phase displaced by  $180^\circ$ . With this method, the most significant harmonics are centred as side bands around the carrier. Formula for  $m_a$  and  $m_f$  are same as that of PDPWM strategy.

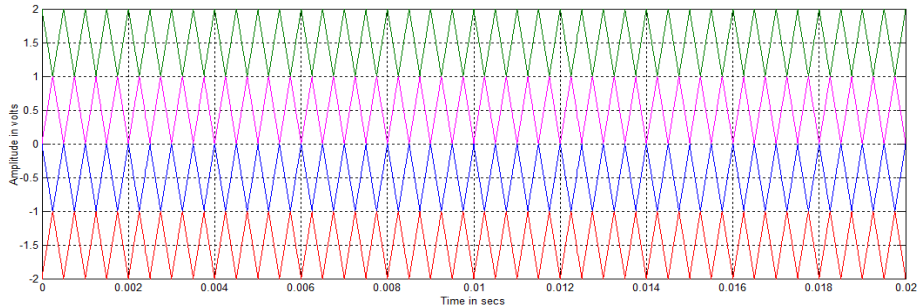


Figure 8. Sample multi-carrier arrangement for APODPWM strategy

**d) COPWM (Carrier Overlapping)**

The COPWM-A method utilizes the CFD of vertical offsets among carriers. The principle of COPWM-A is to use several overlapping carriers with single modulating signal. For an  $m$  level inverter,  $m-1$  carriers with the same frequency  $f_c$  and same peak-to-peak amplitude  $A_c$  are disposed such that the bands they occupy overlap each other. The overlapping vertical distance between each carrier is  $A_c/2$  in this work. The reference wave has the amplitude  $A_m$  and frequency  $f_m$  and it is centered in the middle of the carrier signal. Within this COPWM strategy, combination of varied vertical and/or horizontal offsets are adopted to get different species such as COPWM-A, COPWM-B and COPWM-C. The amplitude modulation index is:

$$m_a = \frac{A_m}{\left(\frac{m}{4}\right) * A_c}$$

Actually COPWM-A and COPWM-C can be looked on as a second control freedom degree change besides offset in vertical: the carriers have horizontal phase shift from COPWM-A.

**1) COPWM - A**

The vertical offset of carriers for chosen five level inverter can be illustrated in Figure 9. It can be seen that the four carriers are overlapped with other and the reference sine wave is placed at the middle of the four carriers.

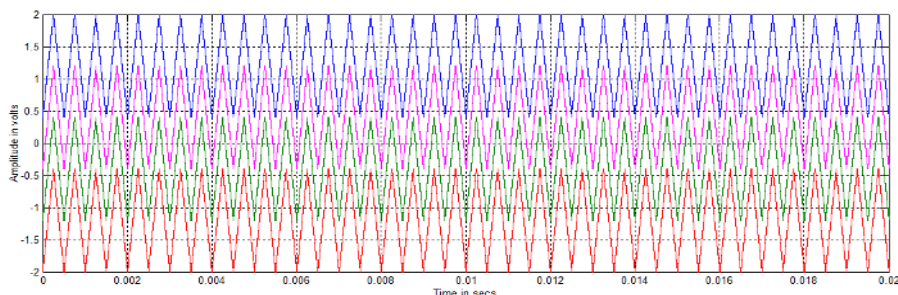


Figure 9. Sample Multi-Carrier Arrangement for COPWM-A strategy

## 2) COPWM - B

Carriers for chosen five level inverter with COPWM-B strategy are shown in Figure 10. It can be seen that they are divided equally into two groups according to the positive/negative average levels. In this strategy, the two groups are opposite in phase with each other while keeping in phase within the group.

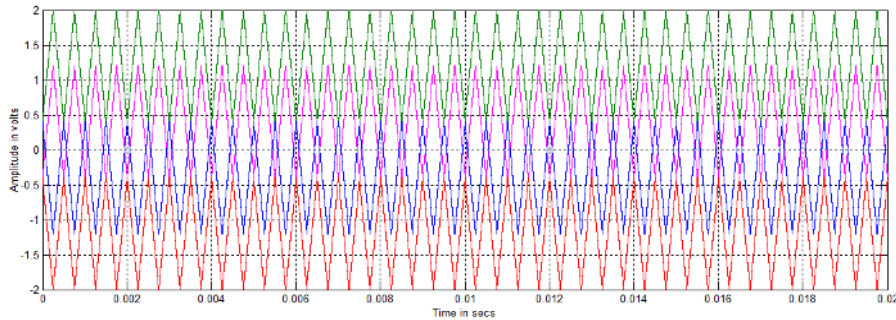


Figure 10. Sample multi-carrier arrangement for COPWM-B strategy

## 3) COPWM – C

Carriers for chosen five level inverter with COPWM-C strategy are shown in Figure 11. In this strategy, carriers invert their phase in turns from the previous one. It may be identified as PWM with amplitude overlapped and neighbouring phase interleaved carriers.

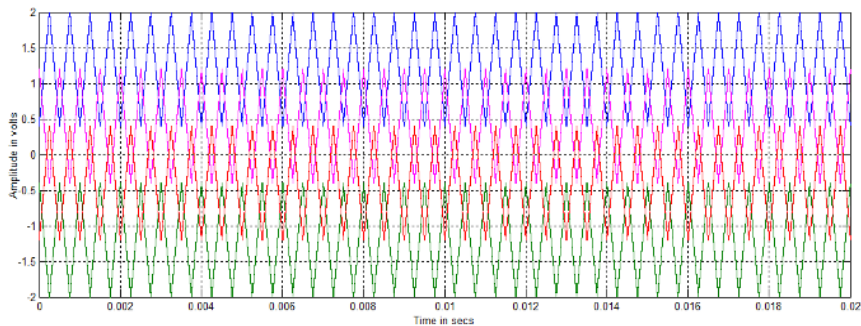


Figure 11. Sample multi-carrier arrangement for COPWM-C strategy

## e) VF (Variable Frequency)

The number of switching for upper and lower devices of chosen DCMLI is much more than that of intermediate switches in above PWM strategies using constant frequency carriers. In order to equalize the number of switchings for all the switches, VFPWM strategy is used as illustrated in Figure 7 in which the carrier frequency of the intermediate switches is properly increased to balance the numbers of switching for all the switches. Figure 12 shows the multi-carrier arrangement for VFPWM technique for  $m_a = 0.8$  and  $m_f = 40$  for upper switches and  $m_f = 80$  for intermediate switches. The amplitude modulation index for VFPWM strategy is:

$$m_k = \frac{2A_m}{(m-1)A_c}$$

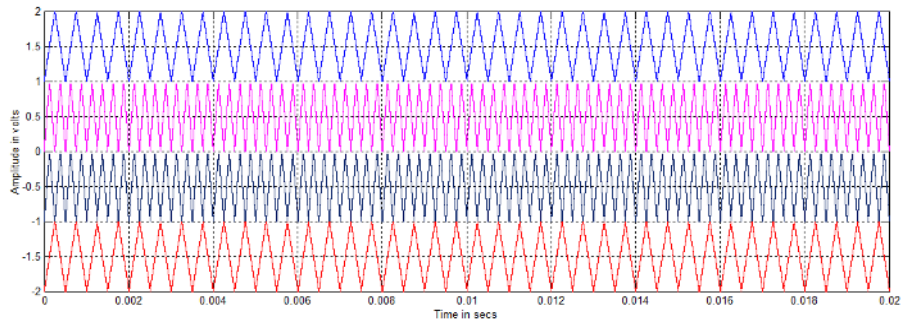


Figure 12. Sample multi-carrier arrangement for VFPWM strategy

**f) PS (Phase Shift)**

The phase shifted multicarrier PWM method uses four carrier signals of the same amplitude and frequency which are phase shifted by 90 degrees to one another to generate five level output. Figure 13 shows the phase shifted carriers and the reference wave for the chosen inverter.

A lower  $m_f$  is sufficient for this strategy to obtain the same number of sampling of carriers in other non phase shifted carrier strategies because of the inherent phase shift among the carriers in this strategy.  $f_c$  and hence  $m_f$  are to be appropriately chosen based on the number of carriers in this strategy.

The amplitude modulation index: 
$$m_a = \frac{A_m}{\left(\frac{A_c}{2}\right)}$$

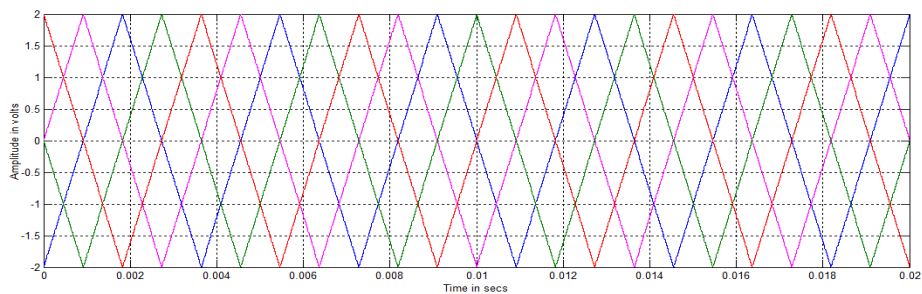


Figure 13. Sample multi-carrier arrangement for PSPWM strategy

**2.4.3. Based on type of reference and carrier**

- 1) **Bipolar Triangular Carrier**
- 2) **Bipolar Inverted Sine Carrier**

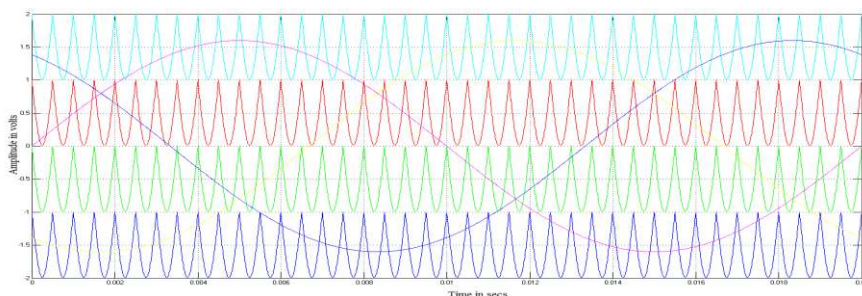


Figure 14. Sample multi-carrier arrangement for ISCPDPWM strategy

### 3) Bipolar Reference

The reference wave in the bipolar strategy may be a sinusoid or third harmonic injection or 60 degree PWM or stepped wave or trapezoidal amalgamated or discontinuous PWM. The multi-carriers (triangular or inverted sine) are positioned above and below zero level.

#### a) Sinusoidal Reference

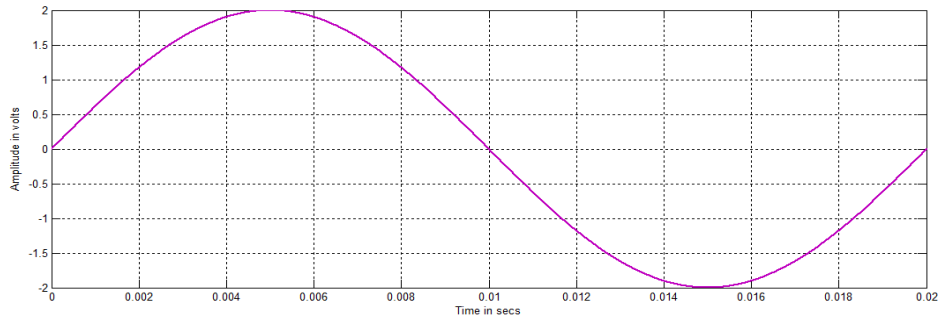


Figure 15. Sample sinusoidal reference signal

#### b) THIRD Harmonic Reference

The THI PWM reference is similar to the selected harmonic injection method and it is implemented in the same manner as sinusoidal PWM. The difference is that the reference wave is not sinusoidal but consists of both a fundamental component and a third harmonic component. As a result, the peak of reference wave is not sinusoidal but consists of both a fundamental component and a third harmonic component (Fig. 16). The peak to peak amplitude of the resulting reference function does not exceed the DC supply voltage  $V_{dc}$  but the fundamental component is higher than the available supply  $V_{dc}$ . The presence of exactly the same third harmonic component in each phase results in an effective cancellation of the third harmonic component in the neutral terminal. The peak line voltage is approximately 15.5% higher in amplitude than that achieved by the sinusoidal PWM. Therefore, the third harmonic PWM provides better utilization of the DC supply voltage than the sinusoidal PWM does. Harmonic elimination techniques which are suitable for fixed output voltage increase the order of harmonics and reduce the size of output filter.

The modulating signal is generally composed of:

$$V_m = 1.15 \sin \omega t + 0.27 \sin 3 \omega t - 0.029 \sin 9 \omega t$$

If only third harmonic is injected,  $V_m$  is given by:

$$V_m = 1.15 \sin \omega t + 0.19 \sin 3\omega t$$

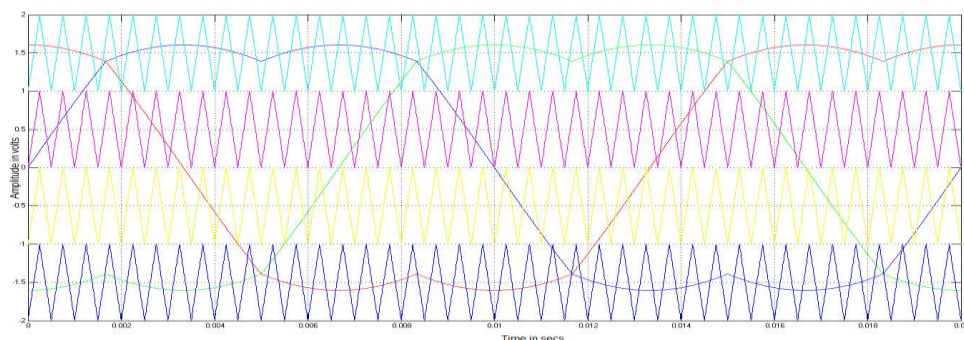


Figure 16. Sample THI reference signal



### c) 60 degree Reference

This method is almost similar to sinusoidal PWM except that the modulating sine wave is flat topped for a period of 60 degree in each half cycle. 60 degree PWM reference technique is as shown in Figure 17.

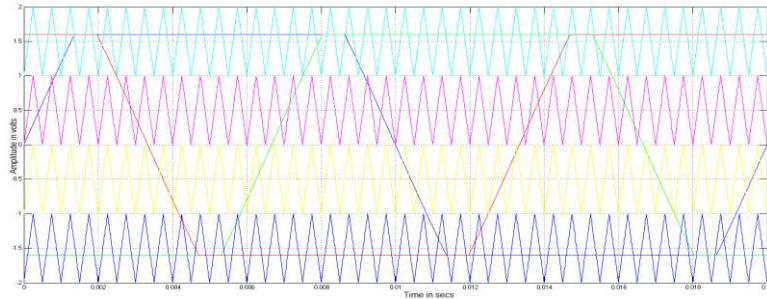


Figure 17. Sample 60 Degree Reference Signal

### d) Stepped Wave Reference

The stepped wave is a sampled approximation to the sine wave. It is divided into specified intervals (say  $20^\circ$ ) with each interval controlled individually to control magnitude of the fundamental component and to eliminate specific harmonics. This type of control gives low distortion but higher fundamental amplitude compared with that of normal PWM control. Stepped wave reference based PDPWM technique is shown in Figure 18.

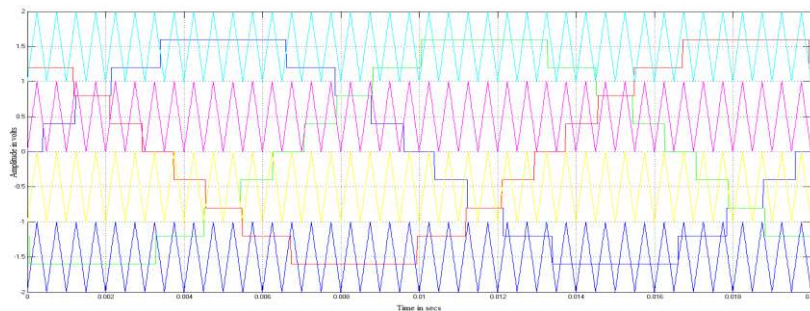


Figure 18. Sample Stepped Wave Reference Signal

### e) Triangular Reference

In these methods instead of sine reference triangular reference is used.

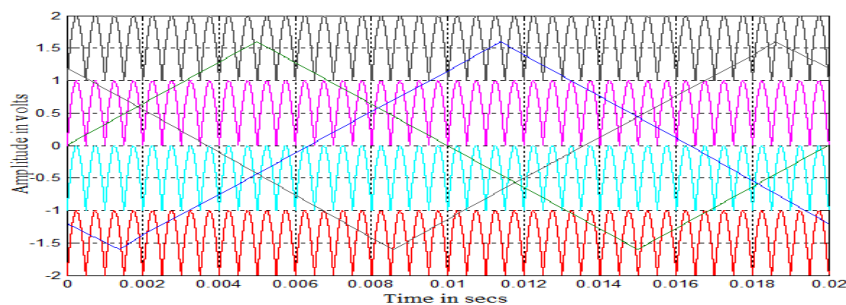


Figure 19. Sample Triangular Wave Reference Signal

#### f) Trapezoidal Amalgamated Reference

In this scheme triangular carrier and trapezoid modulating signals are used (Figure 20). The intersections between the trapezoid signals and carrier signal defines the switching instants of the PWM pulse. These signals can then be used to derive the actual gating signals for the power devices in the inverter module.

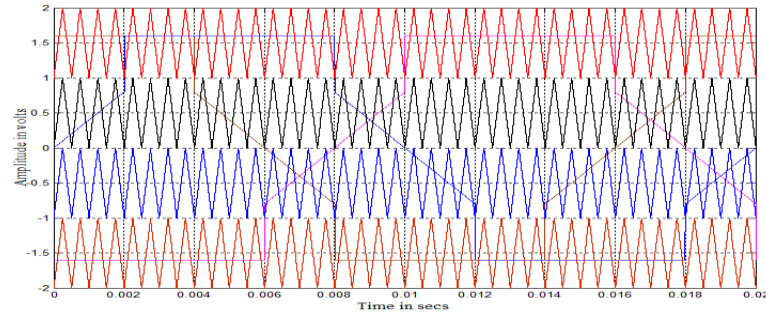


Figure 20. Sample TAR reference signal

#### 4) Unipolar Triangular Carrier

The reference wave in the unipolar strategy may be a rectified sinusoid or two sine references with 180 degrees phase shift or third harmonic injection or 60 degree PWM or stepped wave or trapezoidal amalgamated or discontinuous PWM. The multi-carriers triangular or inverted sine are positioned only above zero level. For an  $m$ -level inverter using unipolar multicarrier technique,  $(m-1)/2$  carriers with the same frequency  $f_c$  and same peak-to-peak amplitude  $A_c$  are used. The reference wave has the amplitude  $A_m$  and frequency  $f_m$  and it is placed with zero as reference. The different types of unipolar carrier arrangements are:

- UPDPWM
- UAPODPWM
- UCOPWM
- UVFPWM
- UPSPWM

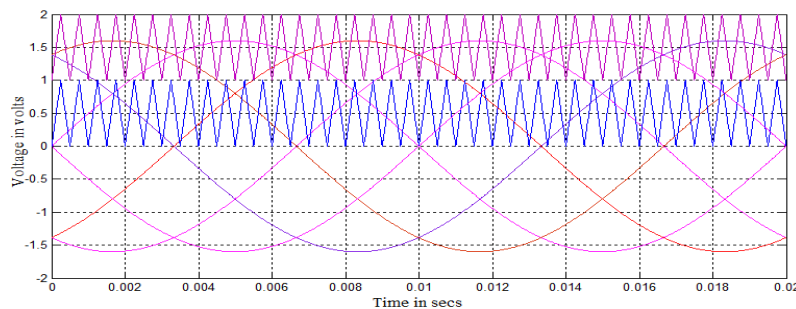


Figure 21. Sample multi-carrier arrangement for UPDPWM strategy

#### 5) Unipolar Inverted Sine Carrier

#### 6) Unipolar or Rectified Reference

- Sinusoidal Reference
- Third Harmonic Reference
- 60 degree Reference
- Stepped Wave Reference
- Triangular Reference
- Trapezoidal Amalgamated Reference

### 7) Bipolar Hybrid Carrier

- a) PD + APOD
- b) PD + CO
- c) PD + PS
- d) PD + VF
- e) APOD + CO

This strategy (Figure 22) requires each of the two carrier waves in the upper half side to be phase displaced from each other by 180 degrees alternately. This strategy uses two triangular carriers in phase in the lower side (Figure 22).

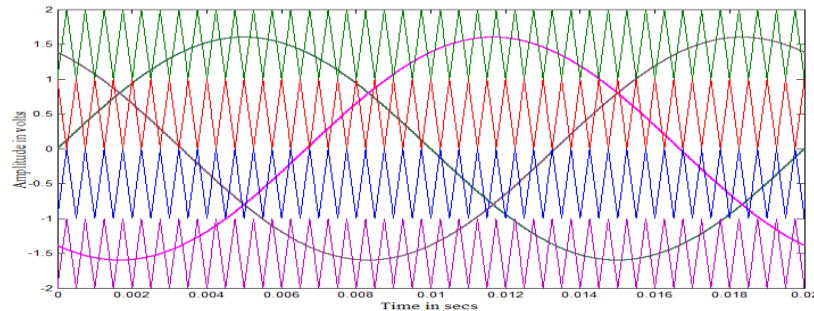


Figure 22. Sample multi-carrier arrangement for (APOD+CO) PWM strategy

- a) APOD + PS
- b) APOD + VF
- c) CO + PS
- d) CO + VF
- e) PS + VF

### 8) Unipolar Hybrid Carrier

- a) Triangular + Inverted sine

### 9) Bipolar Hybrid Reference

The principle of this PWM strategy is to use several triangular carriers which are in phase. It can be seen that the different references are used in the lower half side and upper half side.

- a) Sine + THI

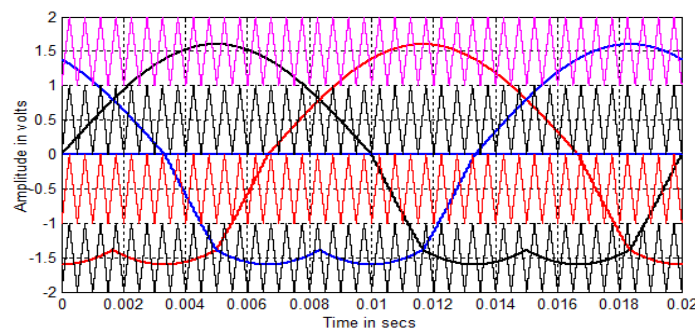


Figure 23. Sample hybrid reference arrangement

- b) Sine + 60 degree
- c) Sine + Stepped
- d) Sine + TAR
- e) Sine + Triangular
- f) THI + 60 degree
- g) THI + Stepped
- h) THI + TAR

- i) THI + Triangular
- j) 60 degree+ Stepped
- k) 60 degree + TAR
- l) 60 degree + Triangular
- m) Stepped + TAR
- n) Stepped + Triangular
- o) TAR + Triangular

#### 10) Unipolar Hybrid Reference

- a) Sine + THI
- b) Sine + 60 degree
- c) Sine + Stepped
- d) Sine + TAR
- e) Sine + Triangular
- f) THI + 60 degree
- g) THI + Stepped
- h) THI + TAR
- i) THI + Triangular
- j) 60 degree+ Stepped
- k) 60 degree + TAR
- l) 60 degree + Triangular
- m) Stepped + TAR
- n) Stepped + Triangular
- o) TAR + Triangular

#### 11) Bipolar Variable Amplitude Carrier

Four carriers used for the chosen five level inverter are not equal in amplitude. Intermediate carriers below and above zero level have half the amplitude of the outermost two carriers. The Variable Amplitude Alternate Phase Opposition Disposition PWM (VAAPODPWM) strategy (Figure 24) is same as APODPWM method except that intermediate carriers are having variable amplitude compared to upper and lower carriers. In this strategy, carriers are seemed to be invert their phase in turn from previous ones and this same procedure is repeated above and below the zero levels.

- a) VAAPOD

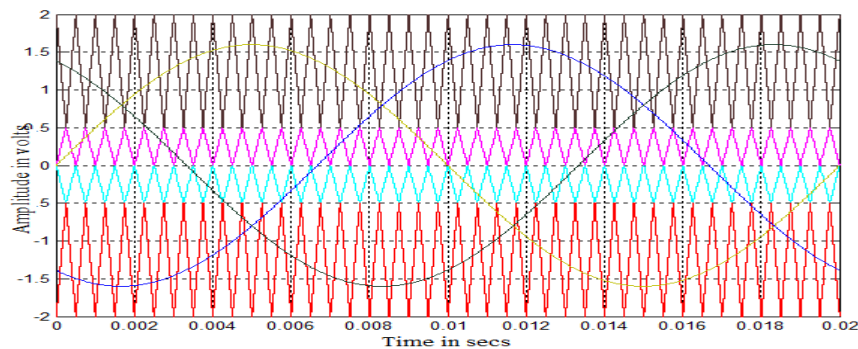


Figure 24. Sample multi-carrier arrangement for VAAPOD PWM strategy

- b) VACOAPOD
- c) VACOPD
- d) VACOPOD
- e) VACOPWM – 1
- f) VACOPWM – 2
- g) VACOPWM – 3
- h) VACOPWM – A
- i) VACOPWM – B

- j) VACOPWM – C
- k) VACOPWM – D
- l) VACOVF
- m) VAPD
- n) VAPOD
- o) VAVF

### 12) Unipolar Variable Amplitude Carrier

- a) VAAPOD
- b) VACOAPOD
- c) VACOPD
- d) VACOPOD
- e) VACOPWM – 1
- f) VACOPWM – 2
- g) VACOPWM – 3
- h) VACOPWM – A
- i) VACOPWM – B
- j) VACOPWM – C
- k) VACOPWM – D
- l) VACOVF
- m) VAPD
- n) VAPOD
- o) VAVF

### 3. Conclusion

Various non PWM and PWM methods are discussed in this paper for MLI. Each and every tech is having some advantages and disadvantage. The non PWM methods like flip flop, embedded and Selective Harmonic Elimination are used for fixed speed drive application. Whereas PWM methods are used for the variable speed drive applications. As per the various references sinusoidal reference with carrier will produce less THD and less Vrms. Other than sine reference other references produce more THD with more Vrms. As per the carrier the triangular carrier is better compared to other carriers. Variable amplitude carriers are used to improve the THD and fundamental rms value to certain extent.

### References

- [1] HS Patel, RG Hoft. Generalized techniques of harmonic elimination and voltage control on thyristor inverter: Part I-harmonic elimination. *IEEE Trans. Ind. Applicat.* 1973; 9(3): 310-317.
- [2] GS Buji. Optimum output waveforms in PWM inverters. *IEEE Trans. Ind. Applicat.* 1980; 16(6): 830-836.
- [3] IJ Pitel, SN Talukdar, P Wood. Characterization of programmed waveform pulse width modulation. *IEEE Trans. Ind. Applicat.* 1980; 16(5): 707-715.
- [4] A Nabae, I Takahashi, H Akagi. *A new neutral-point clamped PWM inverter*. In Procs. Ind. Applicat. Soc. Conf. 1980: 761-766.
- [5] A Nabae, I Takahashi, H Akagi. *A new neutral-point-clamped PWM inverter*. *IEEE Trans. Ind. Applicat.* 1981; 17(5): 518-523.
- [6] PM Bhagwat, VR Stefanovic. Generalized structure of a multilevel PWM inverter. *IEEE Trans. Ind. Applicat.* 1983; 19(6): 1057-1069.
- [7] I Takahashi, H Mochikawa. *A new control of PWM inverter waveform for minimum loss operation of an induction motor drive*. *IEEE Trans. Ind. Applicat.* 1985; 21(4): 580-587.
- [8] JK Steinke. *Control strategy for a three phase AC traction drive with a 3-level GTO PWM inverter*. In Procs. IEEE Conference PESC. 1988: 431-438.
- [9] J Holtz, Samir F Salama. *Megawatt GTO inverter with three level PWM control and regenerative snubber circuits*. In Procs. IEEE Conference PESC. 1988: 1263-1270.
- [10] PN Enjeti, PD Ziogas, JF Lindsay. *Programmed PWM techniques to eliminate harmonics: A critical evaluation*. *IEEE Trans. Ind. Appl.* 1990; 26(2): 302-316.
- [11] NS Choi, Jung G Cho, Gyu H Cho. *A general circuit topology of multilevel inverter*. In IEEE Conf. Rec. 1991: 96-103.
- [12] BK Bose. *Power electronics - A technology review*. Proceedings of the IEEE. 1992; 80(8): 1303-1334.

- [13] G Carrara, S Gardella, M Marchesoni, R Salutari, G Sciutto. A new multilevel PWM method: A theoretical analysis. *IEEE Trans. Power Electronics*. 1992; 7(3): 497-505.
- [14] TA Meynard, H Foch. *Multi-level conversion: high voltage choppers and voltage-source inverters*. In Procs. IEEE Power Electronics Specialist Conf. 1992: 397-403.
- [15] TA Meynard, H Foch. Imbricated cells multilevel voltage source inverters for high voltage applications. *European Power Electronics Journal*. 1993; 3(2): 99-106.
- [16] PK Hinga. *A new PWM inverter for photovoltaic power generation system*. In Procs. 25<sup>th</sup> annual IEEE Power Electronic Specialist Conf. PESC'94. 1994; 1: 391-395.
- [17] A Nabae, H Nakano, Y Okamura. *A novel control strategy for inverter with sinusoidal voltage and current outputs*. In Procs. IEEE Conference PESC. 1994: 154-159.
- [18] RS Lai, KDT Ngo. A PWM method for reduction of switching loss in a full-bridge inverter. *IEEE Trans. Power Electronics*. 1995; 10: 326-332.
- [19] MJ Ryan, RD Lorenz. *A high performance sine wave inverter controller with capacitor current feedback and back-emf decoupling*. In Procs. IEEE Conference PESC. 1995: 507-513.
- [20] FZ Peng, JS Lai. Multilevel converters – A new breed of power converters. *IEEE Trans. Ind. Appl.* 1996; 32(3): 509-517.
- [21] W Shireen, MS Areffen. An utility interactive power electronics interface for alternate/ renewable energy systems. *IEEE Trans. Energy Conversion*. 1996; 11(3): 643-649.
- [22] M Manjrekar, G Venkataramanan. *Advanced topologies and modulation strategies for multilevel inverters*. Power Electronics Specialists Conference, PESC'96. 1996; 2: 1013-1018.
- [23] A Von Jouanne, P Enjeti, W Gray. Application issues for PWM adjustable speed AC motor drives. *IEEE Ind. Appl. Magazine*. 1996; 2: 10-18.
- [24] C Newton, M Sumner, T Alexander. *The investigation and development of a multi-level voltage source inverter*. In IEE Power Electronics and Variable Speed Drives Conf. Publication ( 429). 1996: 317-321.
- [25] TA Meynard. Modeling of multilevel converters. *IEEE Trans. Ind. Electron*. 1997; 44(3): 356-364.
- [26] RD Lorenz. *Modern control of electric drives*. In Procs. IV Brazilian Congress on Power Electronics. 1997.
- [27] YB Chen, Z Mwinyiwiwa, B Wolanski, T Ooi. Regulating and equalizing DC capacitance voltages in multilevel STATCOM. *IEEE Trans. Power Delivery*. 1997; 12(2): 901-907.
- [28] Faouzi Tourkhani, Philippe Viarouge, Theiry A Meynard. *Optimal design and experimental results of a multilevel inverter for an UPS application*. In IEEE Conf. Rec. 1997.
- [29] K Matsukawa, K Yoshida, Shukichi Kaku. Multilevel pulsewidth modulation sinusoidal inverter with modulation switching and carrier frequency modulation. *Jour. of Electronics and Communication, Japan*. 1997; 80(2): 35-43.
- [30] PW Hammond. A new approach to enhance power quality for medium voltage AC drives. *IEEE Trans. Ind. Appl.* 1997; 33(1): 202-208.
- [31] PW Wheeler, DA Grant. *Optimised input filter design and low loss switching techniques for a practical matrix converter*. In IEE Proceedings of Electric Power Applications. 1997; 144(1): 53-60.
- [32] [32] K.S.Low. A digital control technique for a single phase PWM inverter. *IEEE Trans. Industrial Electronics*; , 45, (4, : 672-674, 1998.
- [33] FZ Peng, JW McKeever, DJ Adams. A power line conditioner using cascaded multilevel inverters for distribution systems. *IEEE Trans. on Ind. Appl.* 1998; 34(6): 1293-1298.
- [34] Leon M Tolbert, Thomas G Habetler. *Novel multilevel inverters - carrier based PWM methods*. In IEEE Conf. Rec. 1998: 1424-1431.
- [35] Madhav D Manjrekar, Thomas A Lipo. *A hybrid multilevel inverter topology for drive applications*. In IEEE Conf. Rec. 1998: 523-529.
- [36] EM Berkouk, G Manesse. *Multilevel PWM rectifier- multilevel inverter cascaded application to the speed control of the PMSM*. In IEEE Conf. Rec. 1998.
- [37] E Cengelci, SV Sulistijo, BO Woom, P Enjeti, R Teodorescu, F Blaabjerge. *A new medium voltage PWM inverter topology for adjustable speed drives*. In Conference Rec., IEEE–IAS Annual Meeting. St. Louis, MO. 1998: 1416-1423.
- [38] VG Agelidis, M Calais. *Application specific harmonic performance evaluation of multi carrier PWM techniques*. In Procs. IEEE conference PESC'98. 1998; 1: 172-178.
- [39] Y Liang, CO Nwankpa. A new type of STATCOM based on cascading voltage-source inverters with phase-shifted unipolar SPWM. *IEEE Trans. Ind. Appl.* 1999; 35: 1118-123.
- [40] Leon M Tolbert, Fang Z Peng, Thomas G Habetler. Multilevel PWM methods at low modulation indices. In IEEE Conf. Rec. 1999: 1032-1038.
- [41] R Lund, MD Manjrekar, P Steimer, TA Lipo. *Control strategies for a hybrid seven level inverter*. In Procs. of EPE. 1999.
- [42] A Dell Aquila, R Formosa, E Montaruli, P Zanchetta. *Novel multilevel PWM inverter implementation*. IEEE Conf. Rec. 0-7803-3932-0. 2000: 710-715.
- [43] BP McGrath, DG Holmes. A comparison of multicarrier PWM strategies for cascaded and neutral point clamped multilevel inverters. Procs. IEEE PESC'00. 2000: 674-679.

- [44] FZ Peng, JW McKeever, DJ Adams. *Cascaded multilevel inverters for utility applications*. IEEE Conf. Rec.: 0-7803-3932-0, IEEE IECON. 2000; 2: 437-442.
- [45] MD Manjrekar, P Steimer TA Lipo. Hybrid multilevel power conversion system: A competitive solution for high power applications. *IEEE Trans. on Ind. Applicat.* 2000; 36(3): 834-841.
- [46] Martina Calais, Lawrence J Borle, Vassilios G Agelidis. *Analysis of multicarrier PWM methods for a single phase five level inverter*. IEEE Conf. Rec.: 0-7803-7067-8/01. 2001: 1351-1356.
- [47] Jie Zhang, Yunping Zou, Xian Zhang, Kai Ding. *Study on a modified multilevel cascaded inverter with hybrid modulation*. IEEE Conf. Rec.: 0-7803-7233-6/01. 2001: 379-383.
- [48] X Yuan, H Stemmler, I Barbi. Self-balancing of the clamping capacitor- voltages in the multilevel capacitor-clamping-inverter under sub-harmonic PWM modulation. *IEEE Trans. Power Electron.* 2001; 16(2): 256-263.
- [49] Naziha Ahmad Azli, AH Mohd Yatim. *Modular structured multilevel inverter for high power AC power supply applications*. IEEE ISIE Conf. Rec.: 0-7803-2/01. 2001: 728-733.
- [50] Fang Zhang Peny. A generalized multilevel inverter topology with self voltage balancing. *IEEE Trans. Industry Applications*. 2001; 37(2): 611-618.
- [51] Hong Yang Wu, Yan Deng, Ying Liu, Xiangning He. *A new clew for research on PWM methods of multilevel inverters: Principle and application*. PCC-Osaka Conf. Rec.: 0-7803-7156-9/02. 2002: 1251-1256.
- [52] TA Meynard, H Foch, P Thomas, J Courault, R Jakob, M Nahrstaedt. Multicell converters: basic concepts and industry applications. *IEEE Trans. Ind. Electron.* 2002; 49(5): 955-964.
- [53] YS Lai, FS Shyu. *Topology for hybrid multilevel inverter*. IEE Proc-Electr. Power Appl. 2002; 149(6): 449-458.
- [54] NM Abdel Rahim, Abdel Latif Elshafi. *Hierarchical fuzzy-logic control for a single-phase voltage-source UPS inverter*. In IEEE Conf. Rec.: 0-7803-7474-6/02. 2002: 262-267.
- [55] Cassiano Rech, Hilton A.Grundling, Helio L Hey, Humberto Pinheiro, Jose R.Pinheiro. *A generalized design methodology for multilevel inverters*. IEEE Conf. Rec.:0-7803-7474-6/02, 2002: 834-839.
- [56] Keith Corzine and Yakov Familiant. A new cascaded multilevel H-bridge drive. *IEEE Trans. on Ind. Electronics*. 2002; 17(1): 125-131.
- [57] Remus Teodorescu, Frede Blaabjerg, John K Pedersen, Ekrem Cengelci, Prasad N Enjeti. Multilevel inverter by cascaded industrial VSI. *IEEE Trans. Industrial Electronics*. 2002; 49(4): 832-834.
- [58] J Rodriguez, JS Lai, FZ Peng. Multilevel inverters: A survey of topologies, controls and applications. *IEEE Trans. Ind. Electron.* 2002; 49(4): 724-738.
- [59] H.du Toit Mouton. Natural balancing of three-level neutral point clamped PWM inverter. *IEEE Trans. Industrial Electronics*. 2002; 49(5): 1017-1025.
- [60] Jose Rodriguez, Jih-Sheng Lai and Fang Zheng. Multilevel inverters: A survey of topologies, controls, and applications. *IEEE Trans. Power Electronics*. 2002; 49(4): 724-738.
- [61] Antonio S.de Oliveira Jr, Edison R da Silva, Cursino B.Jacobina. *A Hybrid PWM strategy for multilevel voltage source inverters*. IEEE Conf. Rec.: 0-7803-8399-0/04, 2002: 4220-4225.
- [62] JA Aziz, Z Salam. *A PWM strategy for the modular structured multilevel inverter suitable for digital implementation*. IEEE CIEP-2002 Conf. Rec.: 0-7803-7640-4/02, 2002: 160-164.
- [63] Cassiano rech, Humberto Pinheiro, Hilton A Grundling, Helio L Hey, Jose R.Pinheiro. *Analysis and comparison of hybrid multilevel voltage source inverters*. IEEE Conf. Rec.:0-7803-7262-X/02, 2002: 491-496.
- [64] John N.Chiasson, Leon M.Tolbert, Keith J.Mckenzia, Zhong Du. Control of a multilevel converter using resultant theory. *IEEE Trans. Control Systems Tech.* 2003; 11(3): 345-354.
- [65] Salam, Zainal, J Aziz, SS Ahmed. *Single carrier PWM scheme for cascaded multilevel voltage source inverter*. IEEE Conf. Rec.: 0-7803-7885-7/03, 2003: 406-410.
- [66] Hongyan Wang, Rongxiang Zhao, Yan Deng, Xiangning He. *Novel carrier based PWM methods for multilevel inverter*. IEEE Conf. Rec.: 0-7803-7906-3/03, 2003: 2777-2782.
- [67] MS Bakar, NA Azli. *Simulation of a regular sampled pulse width modulation technique for a multilevel inverter*. IEEE National Power and Energy Conference (PECon) Conf. Rec.: 0- 2003.
- [68] N Mohan, TM Undeland, WP Robbins. *Power electronics; converter, applications and design*. John Wiley & Son, 2003: 211-218.
- [69] Sung-yong Joo, Feel-soon Kang, Sung-Jun Park, Cheul-U Kim. *A novel hybrid multilevel inverter using DC-link voltage combination*. IEEE Conf. Rec.: 0-7803-7749-4/03, 2003: 159-162.
- [70] Laurentiu Dimitriu, Mihai Lucanu, Cristian Aghion, Ovidue Ursaru. *Control with microcontroller for PWM single phase inverter*. Procs. International Symposium on Signals, Circuits and Systems SCS 2003; 1: 265-268.
- [71] Keith A. Corzine, Mike W.Wielebski, Fang Z.Peng and Jin Wang. Control of cascaded multilevel inverter. *IEEE Trans. Power Electronics*. 2004; 19(3): 732-738.
- [72] Abdul Rahiman Beig, RY Udaya Kumar, VT Ranganathan. *A novel fifteen level inverter for photovoltaic power supply system*. IEEE IAS Conf. Rec.: 0-7803-8486-5/04, 2004: 1165-1171.

- [73] NA Azli, MS Bakar. *A DSP-based regular sampled pulsewidth modulation technique for a multilevel inverter*. IEEE International Conference on Power System Technology - POWERCON 2004 Conf. Rec.: 0-7803-8610-8/04, 2004: 1613-1618.
- [74] Yi Wang, Heming Li, Xinchun Shi, Boqiang Xu. *A novel carrier based PWM strategy for hybrid multilevel inverters*. IEEE Conf. Rec.: 0-7803-8399-0/04, 2004: 4233-4237.
- [75] PT Krein, BM Nee, JR Wells. *Harmonic elimination switching through modulation*. Procs. IEEE Workshop Compute. Power Electronics. 2004: 123-126.
- [76] DW Kang, WK Lee, DS Hyun. *Carrier rotation strategy for voltage balancing in flying capacitor multilevel inverter*. IEE Proc. Electr. Power Application. 2004; 151(2): 239-248.
- [77] Timothy C Neugebauer, David J Perreault, Jeffrey H Lang, Carol Livermore. *A six-phase multilevel inverter for MEMS electrostatic induction micro motors*. IEEE Trans. Circuits and Systems-II: Express Briefs. 2004; 51(2): 49-56.
- [78] SM Ayob, Z. Salam. *A new PWM scheme for cascaded multilevel inverter using multiple trapezoidal modulation signals*. Research report of University Teknologi, Malaysia. 2004: 242-246.
- [79] AR Oliva, Simon S Ang, Juan C Balda, Hector G Chiacchiarini. *Harmonic distortion reduction in power inverters*. Procs. 35th annual IEEE Power Electronics Specialist's Conference. 2004: 1226-1231.
- [80] I Yan Gangui, Liu Wenhua, Chen Yianhua, Wang Yucheng, Li Junhui. *Duty-cycle regulation based PWM control of five level flying capacitor inverter*. Procs. International Power Electronics and Motion Control Conference IPEMC. 2004; 2: 788-792.
- [81] Carlos Sanabria, Sinuhe Ramirez, Victor Cardenas, Jaime Arau. *PWM switching patterns optimization for multilevel inverter using FPGA*. IEEE CIEP 2004 Conf. Rec.: 0-7803-8790-2/04, 2004: 207-211.
- [82] Kuo-Kai Shyu, Ming-ji Yang, Jing-Heng Hong, Bau-Hung Lin. *Automatic voltage regulator using a novel phase-shifted PWM single-phase inverter*. Procs. 30th annual Conference of the IEEE Industrial Electronics Society. 2004: 1851-1855.
- [83] Alian Chen, Xiangning He. *A Hybrid clamped multilevel inverter topology with neutral point voltage balancing ability*. IEEE Conf. Rec.:0-7803-8399-0/04, 2004: 3952-3956.
- [84] Xianglian Xu, Yunping Zou, Kai Ding, Fei Liu. *Cascaded multilevel inverter with phase-shift SPWM and its application in STATCOM*. IEEE Conf. Rec.: 0-7803-8730-9/04, 2004: 1139-1143.
- [85] J Chiasson, LM Tolbert, K McKenzie, Z Du. *A complete solution to the harmonic elimination problem*. IEEE Trans. on Power Electronics. 2004; 19(2): 491-499.
- [86] PC Tan, PC Loh, DG Holmes. *A robust multilevel hybrid compensation system for a 25KV, electrified railway application*. IEEE Trans. on Power Electronics. 2004; 19(4): 1043-1052.
- [87] VG Agelidis, A Balouktsis, L Balouktsis. *On applying a minimization technique to the harmonic elimination PWM control: the bipolar waveforms*. IEEE Power Electronics Letters. 2004; 2: 1-4.
- [88] SM Ayod, CH Yee, ND Muhamad, A Jusoh. *A new hybrid multilevel inverter topology with harmonics profile improvement*. IEEE PEDS Conf. Rec.:0-7803-9296-5/05, 2005: 999-1002.
- [89] Anshuman Shukla, Arindam Ghosh, Avinash Joshi. *Static shunt and series compensations of an SMIB system using flying capacitor multilevel inverter*. IEEE Trans. Power Delivery. 2005; 20(4): 2613-2622.
- [90] Yan Deng, Hongyan Wang, Chao Zhang, Lei Hu, Xiangning He. *Multilevel PWM methods based on control degrees of freedom combination and its theoretical analysis*. IEEE IAS. Conf. Rec.: 0-7803-9208-6/05. 2005: 1692-1699.
- [91] Dae-Wook Kang, Byoung-Kuk Lee, Jae-Hyun Jeon, Tae-Jin Kim, Dong-Seok Hyun. *A symmetric carrier technique of CRPWM for voltage balance method of flying capacitor multilevel inverter*. IEEE Trans. Ind. Electronics. 2005; 52(3): 879-888.
- [92] Jin Wang, Yi Huang, Fang Z Peng. *A practical harmonics elimination method for multilevel inverters*. IEEE IAS Conf. Rec.: 0-7803-9208-6/05. 2005: 1665-1670.
- [93] Bum-Seung Jin, Won-Kyo Lee, Tae-Jin Kim, Dae-Wook Kang, Dong-Seok Hyun. *A study on the multi-carrier PWM methods for voltage balancing of flying capacitor in the flying capacitor multi-level inverter*. IEEE Conf. Rec.: 0-7803-9252-3/05, 2005: 721-726.
- [94] Jyh-Wei Chen, Tsorng-Juu Liang, Ssu-Hao Wang. *A novel design and implementation of programmed PWM to eliminate harmonics*. IEEE Conf. Rec.: 0-7803-9252, 2005: 1278-1283.
- [95] J.Dixon, L.Moran, J.Rodriguez and R.Domke. *Reactive power compensation topologies: state of the art review*. Procs. of IEEE. 2005; 93(12): 2144-2164.
- [96] Pedro Gomes Barbosa, Henrique Antonio Carvalho Braga, Marcio do carmo Barbosa Rodrigues, Estevao Coelho Teixeira. *Boost current multilevel inverter and its application on single-phase grid-connected photovoltaic systems*. IEEE Trans. Power Electronics. 2006; 21(4): 1116-1124.
- [97] Ramprasad Panda, RK Tripathi. *A symmetrical hybrid sine PWM switching technique for full bridge inverters*. Procs. India International Conference on Power Electronics. 2006: 345-348.
- [98] Jing Huang, Keith A Corzine. *Extended operation of flying capacitor multilevel inverter*. IEEE Trans. Power Electronics. 2006; 21(1): 140-147.



- [99] Liu Qing Feng, Wang HuaMin, Leng ZhaoXia. *A novel harmonics elimination method of cascaded multilevel inverter*. in IEEE Conf. Rec.: 1-4244-0549-1/06, 2006.
- [100] S Jeevananthan, R Madhavan, T Suresh Padmanabhan, P Dananjayan. *State-of-the-art of multi-carrier modulation techniques for seven level inverter: A critical evaluation and novel submissions based on control degree of freedom*. in IEEE Conf. Rec.: 1-4244-0726-5/06, 2006: 1269-1274.
- [101] PK Chaturvedi, Shailendra K Jain, Pramod Agrawal, PK Modi. *Investigations on different multilevel inverter control techniques by simulation*. IEEE Conf. Rec.: 0-7803-9771-1/06. 2006.
- [102] Won-Kyo Lee, Soo-Yeol Kim, Jong-Su Yoon, Doo-Hyun Baek. *A comparison of the carrier-based PWM techniques for voltage balance of flying capacitor in the flying capacitor multilevel inverter*. IEEE Conf. Rec.: 0-7803-9547-6/06, 2006: 1653-1658.
- [103] Jenn-Jong Shieh, Ching-Tsai Pan. *A novel control strategy for high-performance single – phase inverters*. IEEE Conf. ICIEA 2006, Rec.: 0-7803-7514-X/06.
- [104] Alian Chen, Xiangning He. Research on hybrid clamped multilevel inverter topologies. *IEEE Trans. Industrial Electronics*. 2006; 53(6): 1898-1906.
- [105] Won-sik Oh, Sang-Kyoo Han and Gun-Woo Moon. Three phase three-level PWM switched voltage source inverter with zero neutral point potential. *IEEE Trans. Power Electronics*. 2006; 21(5): 1320-1327.
- [106] Zhong Du, Leon M Tolbert, John N Chiasson, Burak Ozpineci. *A cascade multilevel inverter using a single DC source*. IEEE Conf. Rec. 0-7803-9547-6, 2006: 426-430.
- [107] Zhong Du, Leon M Tolbert, John N Chiasson. Active harmonic elimination for multilevel converters. *IEEE Trans. Power Electronics*. 2006; 21(2): 459-469.
- [108] Surin Khomfoi, Leon M Tolbert. Multilevel power converters. Power electronics handbook, 2nd ed., Elsevier Publishers, 2006.
- [109] RK Behera, TV Dixit, Shyama P Das. *Analysis of experimental investigation of various carrier based modulation schemes for three level neutral point clamped inverter fed induction motor drive*. IEEE Conf. Rec.: 0-7803-9771-1/06. 2006.
- [110] Juan Manuel Carrasco, Jan T Bialasiewicz, Ramon C portillo Guisado, Jose Ignacio Leon. Power electronic systems for the grid integration of renewable energy sources: A survey. *IEEE Trans. Power Electronics*. 2006; 53(4): 1002-1016.
- [111] Gangui Yan, Gang Mu, Yafeng Huang, Wenhua Liu. *A novel PWM method for stacked flying capacitor inverter*. IEEE IPEMC Conf. Rec.: 1-4244-0449-5/06. 2006.
- [112] Jose Rodriguez, Steffen Bernet, Bin Wu, Jorge O Pontt, Samir Kouro. Multilevel voltage source converter topologies for industrial medium voltage drives. *IEEE Trans. Industrial Electronics*. 2007; 54(6): 2930-2945.
- [113] Yun Zhang, Yun-Ping Zou, Cheng-Zhi Wang, Jie Zhang, Zhen-Xing Wu. *A novel modulation technology for multilevel inverter based on equivalent area*. IEEE Conference IECON, Rec.: 1-4244-0783-4/07. 2007: 2115-2118.
- [114] Sule Ozdemir, Engin Ozdemir, Leon M Tolbert, Surin Khomfoi. *Elimination of harmonics in a five level diode clamped multilevel inverter using fundamental modulation*. IEEE PEDS 2007 Conf. Rec.: 1-4244-0645-5/07. 2007: 850-854.
- [115] John Chiasson, Burak Ozpineci, Zhong Du, Leon M Tolbert. *Conditions for capacitor voltage regulation in a five level cascade multilevel inverter: Application to voltage boost in a PM drive*. IEEE Conf. Rec.: 1-4244-0743-5/07. 2007: 731-735.
- [116] Anees abu sneineh, Mingy An Wang. *An evaluation of spectral characteristics of hybrid flying capacitor half bridge 5 level inverter*. IEEE conf. Industrial Electronics and Applications Rec.: 1-4244-0737-0/07, 2007: 2435-2440.
- [117] S Jeevanantham, R Nandhakumar, P Danajayan. Inverted sine carrier for fundamental fortification in PWM inverters and FPGA based implementations. *Serbian Journal of Electrical Engineering*. 2007; 4(2): 171-187.
- [118] Nguyen Van Nho, Quach Thanh Hai and Hong Hee Lee. *Carrier based single-state PWM technique in multilevel inverter*. IEEE Conference PEDS 2007 Conf., Rec.: 1-4244-0645-5/07, 2007: 828-835.
- [119] Homero Miranda, Victor Cardenas, Gonzalo Sandoval and Gerardo Espinosa Perez. Hybrid control scheme for a single phase shunt active power filter based on multilevel cascaded inverter. *IEEE Conf. Rec.:1-4244-0655-2/07*. 2007: 1176-1181.
- [120] Anshuman Shukla, Arindam Ghosh, Avinash Joshi. Hysteresis current control operation of flying capacitor multilevel inverter and its application in shunt compensation of distribution system. *IEEE Trans. Power Delivery*. 2007; 22(1): 396-405.
- [121] Amit Kumar Gupta, Ashwin M Khambadkone. A general space vector PWM algorithm for multilevel inverters including operation in over modulation range. *IEEE Trans. Power Electronics*. 2007; 22(2): 517-526.
- [122] Arif Al-Judi, Ed Nowicki, Hussain Bierk. *Voltage switching scheme for harmonic reduction in multilevel inverters*. IEEE Conf. Rec.: 0840-7789/07, 2007: 709-712.

- [123] John N Chiasson, Burak Ozpineci, Leon M Tolbert. *A five level three phase hybrid cascaded multilevel inverter using a single DC source for a PM synchronous motor drive*. IEEE Conf. Rec.:1-4244-0714-1/07, 2007: 1504-1507.
- [124] MG Hosseini Aghdam, SH Fathi, GB gharehpetian. *Elimination of harmonics in a multi-level inverter with unequal Dc sources using the homotopy algorithm*. IEEE Conf. Rec.:1-4244-0755-9/07, 2007: 578-583.
- [125] JR Wells, X Geng, PL Chapman, PT Krein, BM Nee. Modulation based harmonic elimination. *IEEE Trans. on Power Electronics*. 2007; 22(1): 336-340.
- [126] Jun Wen, Keyne Smedley. *A new multilevel inverter-hexagram inverter for medium voltage adjustable speed drive systems; part II-Three-phase motor drive*. IEEE Conf. Rec.: 1-4244-0655-2/07. 2007: 1571-1577.
- [127] Zhong Du, Burak Ozpineci, Leon M Tolbert. *Modulation extension control of hybrid cascaded H-bridge multilevel converters with 7 level fundamental frequency switching scheme*. Procs. IEEE Power Electronics Spec. Conf., Tampa, FL. 2007: 2361-2366.
- [128] Vladimir Blasko. A novel method for selective harmonic elimination in power electronic equipment. *IEEE Trans. on Power Electronics*. 2007; 22(1): 223-228.
- [129] Jianye Rao, Yongdong Li. *Power flow management of a new hybrid cascaded multilevel inverter*. in Procs. of International Conference on Electrical Machines and Systems. Seoul, Korea. 2007: 58-63.
- [130] Elena Villanueva, Pablo Correa, Jose Rodriguez, Mario Pacas. Control of a single phase cascaded H-bridge multilevel inverter for grid connected photovoltaic systems. *IEEE Trans. on Ind. Electronics*. 2007; 56(3): 4399-4406.
- [131] Jianye Rao, Yongdong Li. *Investigation of control method for a new hybrid cascaded multilevel inverter*. 33<sup>rd</sup> Annual Conference of the IEEE Ind. Electronics Society (IECON). Taipei, Taiwan. 2007: 1227-1232.
- [132] Wu Chen, Xinbo Ruan, Rongrong Zhang. A novel zero-voltage-switching PWM full bridge converter. *IEEE Trans. Electronics*. 2008; 23(2): 793-801.
- [133] Haiwen Liu, Leon M.Tolbert, Surin Khomfoi, Burak Ozpineci, Zhong Du. *Hybrid cascaded multilevel inverter with PWM control method*. IEEE Conf. Rec.: 978-1-4244-1668-4/08, 2008: 162-166.
- [134] Ning -Yi Dai, Man-Chung Wong, Fan Ng, Ying-Duo Han. A FPGA-based generalized pulse width modulator for three-leg center-split and four-leg voltage source inverter. *IEEE Trans. Power Electronics*. 2008; 23(3): 1472-1484.
- [135] E Ozdemir, S Ozdemir, Leon M Tolbert, B Ozpineci. *Fundamental frequency modulated multilevel inverter for three phase stand alone photovoltaic application*. IEEE Conf. Rec.: 978-1-4244-1874-9/08. 2008: 148-153.
- [136] Pablo Lezana, Jose Rodriguez, Diego A Oyarzun. Cascaded multilevel inverter with regeneration capability and reduced number of switches. *IEEE Trans. Ind. Electronics*. 2008; 55(3): 1059 -1066.
- [137] Panagiotis Panagis, Fotis Stergiopoulos, Pantelis Marabeas, Stefanos Manias. *Comparison of state of the art multilevel inverters*. IEEE Conf. Rec.: 978-1-4244-1668-4/08. 2008: 4296-4301.
- [138] Jianye Rao, Yongdong Li. *High performance control strategies and applications of a new hybrid cascaded multilevel inverter*. IEEE Conf. Rec.:978-1-4244-2279-1/08. 2008: 1-5.
- [139] Cesar Silva, Samir Kouro, Julio Soto, Pablo Lezana. *Control of an hybrid multilevel inverter for current waveform improvement*. IEEE Conf. Rec.: 978-1-4244-1666-1/08. 2008: 2329-2335.
- [140] Rajesh Gupta, Arindam Ghosh, Avinash Joshi. Switching characterization of cascaded multilevel-inverter-controlled systems. *IEEE Trans. Industrial Electronics*. 2008; 55(3): 1047-1057.
- [141] O Sivkov, J Pavelka. Analysis of capacitor dividers for multilevel inverter. *Power Electronics and Motor Control Conf*. 2008: 221-228.
- [142] Samir Kouro, Pablo Lezana, Mauricio Angulo, Jose Rodriguez. Multicarrier PWM with DC-link ripple feed-forward compensation for multilevel inverters. *IEEE Trans. Power Electron*. 2008; 23(1): 52-59.
- [143] Vassilios G Agelidis, Anastasios I Balouktsis, Mohamed SA Dahidah. A five level symmetrically defined selective harmonic elimination PWM strategy: analysis and experimental validation. *IEEE Trans. on Power Electronics*. 2008; 23(1): 19-26.
- [144] B Shanthi, SP Natarajan. Intelligent controllers for single phase PWM inverter. *International Journal of Power System and Power Electronics*. 2008; 1(1): 62-70.
- [145] Sergio Daher, Jurgen Schmid, Fernando LM Antunes. Multilevel inverter topologies for stand alone PV systems. *IEEE Trans. on Ind. Electronics*. 2008; 55(7): 2703-2712.
- [146] Roozbeh Naderi, Abdolreza Rahmati. Phase shifted carrier PWM technique for general cascaded inverters. *IEEE Trans. on Power Electronics*. 2008; 23(3): 1257-1269.
- [147] H Liu, LM Tolbert, B Ozpineci, Z Du. *Comparison of fundamental frequency and PWM methods applied on a hybrid cascaded multilevel inverter*. Procs. IEEE Ind. Electronics Society Annual Conference, Orlando, Florida. 2008: 3233-3237.

- [148] Mohamed SA Dahidah, Vassilios G Agelidis. Single carrier sinusoidal PWM equivalent selective harmonic elimination for a five level voltage source converter. *Journal of Electric Power Systems Research*. 2008; 78: 1826-1836.
- [149] R Seyezhai, BL Mathur. Performance evaluation of inverted sine wave PWM technique for an asymmetric cascaded multilevel inverter. *Journal of Theoretical and Applied Information Technology*. 2005-2009; 9(2): 91-98.
- [150] Du Zhong, LM Tolbert, B Ozpineci, JN Chiasson. Fundamental frequency switching strategies of a seven level hybrid cascaded H-bridge multilevel inverter. *IEEE Trans. Power Electronics*. 2009; 24(1): 25-33.
- [151] Carlo Cecati, Fabrizio Ciancetta, Pierluigi Siano. *A FPGA/Fuzzy logic-based multilevel inverter*. Procs. IEEE International symposium on Industrial Electronics. 2009: 706-741.
- [152] S.Srikanthan, Mahesh Kumar Mishra. DC capacitor voltage equalisation in neutral clamped inverters for DSTATCOM application. *IEEE Trans. Industrial Electronics*. 2010; 57(8): 2768-2775.
- [153] Hong Zheng, Baohua Zhu, Hanghui Zhang, Lingkui Chen. *Carrier overlapping switch frequency optional PWM method for cascaded multilevel inverter*. IEEE Conf. Rec.:978-0-7695-4031-3/10, 2010: 3450-3453.
- [154] Hanifah Jambari, Naziha A Azil, M Afendi, M Piah. *Cascaded H-bridge multilevel inverter based pulsed power supply for liquid food sterilization*. IEEE Conf. Rec.:978-1-4244-7128-7/10, 2010: 154-158.
- [155] Tengfei Wang, Yongqiang Zhu. *Analysis and comparison of multicarrier PWM schemes applied in H-bridge cascaded multi-level inverters*. IEEE Conf. Industrial Electronics and Applications, Rec.:978-1-4244-5046-6/10, 2010: 1379-1383.
- [156] Hossein Sepahvand, Mostafa Khazraei, Mehdi Ferdowsi, Keith Corzine. *A Hybrid multilevel inverter with both staircase and PWM switching schemes*. IEEE Conf. Rec.:978-1-4244-5287-3/10. 2010: 4364-4367.
- [157] Xingtao Sun, Zhang Yun. *Hybrid control strategy for a novel asymmetrical multilevel inverter*. IEEE Conf. Rec.:978-0-7695-4212-6/10. 2010: 827-830.
- [158] Pablo Leana, Joseph Pou, Thierry A Meynard, Jose Rodriguez, Salvador Ceballos, Frederic Richardeau. Survey on fault operation on multilevel inverters. *IEEE Trans. Industrial Electronics*. 2010 ; 57(7): 2207-2218.
- [159] Jing zhao, Xiangning He, Yunlong Han, Yan chen, Rongxiang zhao. *A novel PWM control method to eliminate the effect of dead time on the output waveform for hybrid clamped multilevel inverters*. IEEE Conf. Rec.: 978-1-4244-4783-1/10. 2010: 1534-1541.
- [160] Anushman Shukla, Arindam Ghosh, Avinash Joshi. Flying-capacitor-based chopper circuit for DC capacitor voltage balancing in diode-clamped multilevel inverter. *IEEE Trans. Industrial Electronics*. 2010; 57(7): 2249-2261.
- [161] Baoming Ge, Fang Zheng Peng, Anibal T de Almeida, Haitham Abu-Rub. An efficient control technique for medium-voltage high-power induction motor fed by cascaded neutral-point-clamped inverter. *IEEE Trans. Industrial Electronics*. 2010; 57(8): 2659-2668.
- [162] Farid Khoucha, Soumia Mouna Lagoun, Khoudir Marouani, Abdelaziz Kheloui, Mohamed Ei Hachemi Benbouzid. Hybrid cascaded H-bridge multilevel inverter induction motor drive direct torque control for automotive applications. *IEEE Trans. Industrial Electronics*. 2010; 57(3): 892-899,.
- [163] Liang Zhou, Keyue Ma Smedley. Postfault control strategy for the hexagram inverter motor drive. *IEEE Trans. Industrial Electronics*. 2010; 57(8): 2719-2729.
- [164] K Siva Kumar, Anandarup Das, Rijil Ramachand, Chintan Patel, K Gopakumar. A five level inverter scheme for a four pole induction motor drive by feeding the identical voltage profile windings from both sides. *IEEE Trans Industrial Electronics*. 2010; 57(8): 2776-2784.
- [165] Mohan M Renge, Hiralal M Suryawanshi. Three dimensional space vector modulation to reduce common mode voltage for multilevel inverter. *IEEE Trans. Industrial Electronics*. 2010; 57(7): 2324-2331.
- [166] Moncef Ben Smida, Faouzi Ben Ammar. Modeling and DBC-PSC-PWM control of a three phase flying capacitor stacked multilevel voltage source inverter. *IEEE Trans. Industrial Electronics*. 2010; 57(7): 2231-2239.
- [167] Jin Wang, Damoun Ahmadi. A precise and practical harmonic elimination method for multilevel inverters. *IEEE Trans. Industry Applications*. 2010; 46(2): 857-865.
- [168] Suvajit Mukherjee, Gautam Poddar. A Series connected three level inverter topology for medium voltage squirrel cage motor drive applications. *IEEE Trans. Industrial Applications*. 2010; 46(1): 79-186.
- [169] Diorge AB Zambra, Cassiano Rech, Jose Renes Pinheiro. Comparison of neutral point clamped, symmetrical and hybrid asymmetrical multilevel inverters. *IEEE Trans. Industrial Electronics*. 2010; 57(7): 2297-2306.
- [170] SN Singh, AK Singh. FPGA based sinusoidal pulse width modulated waveform generation for solar (PV) rural home power inverter. *Journal of Telecommunications*. 2010; 1(1): 72-79.

- [171] Makoto Hagiwara, Kazutoshi Nishimura, Hirofumi Akagi. A medium-voltage motor drive with a modular multilevel PWM inverter. *IEEE Trans. Power Electronics*. 2010; 25(7): 1786-1799.
- [172] Haithum Abu-Rub, Joachim Holtz, Jose Rodriguez, Ge Baoming. Medium voltage multilevel converters state of the Art challenges and requirements in industrial applications. *IEEE Trans. Industrial Electronics*. 2010; 57(8): 2581-2596.
- [173] Rosnazri Ali, Ismail Caut, Soib Taib, Noor Shahida Jameshid. A 5-level multilevel inverter using LM350 voltage regulator IC. *IEEE Conf. Rec.:978-1-4244-7128/10*, 2010: 137-141.
- [174] Faete Filho, Yue Cao, Leon M Tolbert. 11-level cascaded H-bridge grid-tied inverter interface with solar panels. *IEEE Conf. Rec.:978-1-4244-4783-1/10*. 2010: 968-972.
- [175] Amit Kumar, Rajesh Gupta. Single phase AC/DC/AC converter using cascaded multilevel inverter. *IEEE Conf. Rec.:978-1-4244-8542-0/10*, 2010.
- [176] Surin Khomfoi, Nattapat Praisuwan. A hybrid cascaded multilevel inverter application for renewable energy resources including a reconfiguration technique. *IEEE Conf. Rec.: 978-1-4244-5287-3/10*. 2010: 3998-4005.
- [177] R Seyezhai, BL Mathur. Hybrid Multilevel Inverter Using ISPWM Technique for Fuel Cell Applications. *International Journal of Computer Applications*, ISSN: 0975-8887. 2010; 9(1): 41-47.
- [178] B Shanthi, SP Natatajan. Comparative study on various unipolar PWM strategies for single phase five level cascaded inverter. *International Journal on Power Electronics*. 2010; 2(1): 36-50,
- [179] R Bensraj, S.P.Natrajan and V.Padmahilagam. Multicarrier trapezoidal PWM strategies based on control freedom degree for MSMI. *ARPN Journal of Engineering and Applied Sciences*. 2010; 5(5): 32-41.
- [180] Alexander Varschavsky, Juan Dixon, Mauricio Rotella and Luis Moran. Cascaded nine level inverter for hybrid series active power filter using industrial controller. *IEEE Trans. Industrial Electronics*. 2010; 57(8): 2761-2767.
- [181] Hong Zheng, Baohua Zhu, Hanghui Zhang, Lingkui Chen. Carrier overlapping-switch frequency optional PWM method for cascaded multilevel inverter. *International Conference on Electrical and Control Engineering*, Zhenjiang, China. 2010: 3450-3453.
- [182] P Cortes, A Wilson, S Kouro, J Rodriguez, H Abu-Rub. Model predictive control of multilevel cascaded H-bridge inverters. *IEEE Trans. Industrial Electronics*. 2010; 57(8): 2691-2699.
- [183] Ilhami Colak, Ramazan Bayindir and Ersan Kabalei. Design and analysis of a 7-level cascaded multilevel inverter with dual SDCSs. *Procs. SPEEDAM, International Symposium on Power Electronics, Electrical Drives, Automation and Motion*. 2010.
- [184] J Dixon, J Pereda, C Castillo, S Basch. Asymmetrical multilevel inverter for traction drives using only one DC supply. *IEEE Trans. Vehicular Technology*. 2010; 59(8): 3736-3743.
- [185] H Taghizadeh, M.TarafdarHagh. Harmonic elimination of cascade multilevel inverter with non equal DC sources using particle swarm optimization. *IEEE Trans. Industrial Electronics*. 2010; 57(11): 3678-3684.
- [186] Nasrudin A Rahim, Jeyraj Selvaraj. Multistring five level inverter with novel PWM control scheme for PV application. *IEEE Trans. Industrial Electronics*. 2010; 57(6): 2111-2123.
- [187] Jing Zhao, Xiangning He, Rongxiang Zhao. A novel PWM control method for hybrid-clamped multilevel inverters. *IEEE Trans. Industrial Electronics*. 2010; 57(7): 2365-2373.
- [188] R Seyezhai, BL Mathur. Implementation and control of variable frequency ISPWM technique for an asymmetric multilevel inverter. *European Journal of Scientific Research*, ISSN 1450-216X. 2010; 39(4): 558-568.
- [189] Mahrous E Ahmed, Mostafa Mousa, Mohamed Orabi. Development of high gain and efficiency photovoltaic system using multilevel boost converter topology. 2<sup>nd</sup> IEEE International Symposium on Power Electronics for Distributed Generation Systems. 2010: 898-903.
- [190] Gierr Waltrich, Ivo Barbi. Three phase cascaded multilevel inverter using power cells with two inverter legs in series. *IEEE Trans. Industrial Electronics*. 2010; 57(8): 2605-2612.
- [191] P Palanivel, Subhransu Sekar Dash. Implementation of THD and output voltage of three phase cascaded multilevel inverter using multicarrier pulse width modulation techniques. *IEEE conf. ICSET 2010, Kandy, Sri Lanka*. 2010.
- [192] Georgious S Konstantinou, Sridhar R Pulikanti, Vassilios G Agelidis. Harmonic elimination control of a five level DC-AC cascaded H-bridge hybrid inverter. *Procs. 2<sup>nd</sup> IEEE International Symposium on Power Electronics for Distributed Generation Systems*. 2010: 352-357.
- [193] K Satyanarayana, J Amarnath, A Kailasa Rao. Random PWM algorithms for VSI fed induction motor drives with fixed switching frequency. *International Journal of Engineering Science and Technology*. 2010; 2(12): 6968-6975.
- [194] B Shanthi, SP Natarajan. Comparative study on carrier overlapping PWM strategies for five level flying capacitor inverter. *International Journal of Science and Techniques of Automatic control & Computer Engineering*. 2010; 4(1): 1158-1173.
- [195] Victor Minambres-Marcos, Enrique Romero-Cadaval, Maria Isabel Milanés-Montero, Miguel Angel Guerrero-Martinez, Fermin Barrero-Gonzalez and Pedro Gonzalez Castrillo. Power injection system for photovoltaic plants based on a multiconverter topology with dc-link capacitor voltage

- balancing*. Procs. 12<sup>th</sup> International Conference on Optimization of Electrical and Electronic Equipment, OPTIM. 2010: 1121-1130.
- [196] Alian Chen, Shao Daming, DU Chunshui, Chenghui Zhang. *High-frequency DC link flyback single phase inverter for grid-connected photovoltaic system*. Procs. 2<sup>nd</sup> IEEE International Symposium on Power Electronics for Distributed Generation Systems. 2010: 364-367.
- [197] Yaosuo Xue, Madhav Manjrekar. *A new class of single-phase multilevel inverter*. Procs. 2<sup>nd</sup> IEEE International Symposium on Power Electronics for Distributed Generation Systems, 2010: 565-571.
- [198] N Farokhnia, SH Fathi, H Vadizadeh, H Toodeji. *Comparison between approximate and accurate calculation of line voltage THD in multilevel inverters with unequal DC sources*. Procs. 5<sup>th</sup> IEEE Conference on Industrial Electronics and Applications. 2010: 1034-1039.
- [199] J Mariuz Malinowski, K Gopakumar, Jose Rodriguez, Marcelo A Perez. A survey on cascaded multilevel inverters. *IEEE Trans. Industrial Electronics*. 2010; 57: 2197-2206.
- [200] Jose Rodriguez, Steffen Bernet, Peter K.Steimer, Ignacio E Iizama. A survey on neutral-point-clamped inverter. *IEEE Trans. Industrial Electronics*. 2010; 57(7): 2219-2230.
- [201] Y Hinago, H Koizumi. A single phase multilevel inverter using switched series/parallel DC voltage sources. *IEEE Trans. Industrial Electronics*. 2010; 57(8): 2643-2650.
- [202] Rajesh Gupta, Arindam Ghosh, Avinash Joshi. Multiband hysteresis modulation and switching characterization for sliding mode controlled cascaded multilevel inverter. *IEEE Trans. Industrial Electronics*. 2010; 57(7): 4-13.
- [203] Li-Chun, Ming-Yu Lin, Chi-Hung-Lin. *The large signal SFG model for cascaded multilevel inverters with experimental verification*. Procs. The 2010 International Power Electronics Conference. 2010: 2650-2655.
- [204] Carlo Cecati, Fabrizio Ciancetta, Pierluigi Siano. A multilevel inverter for photovoltaic systems with fuzzy logic control. *IEEE Trans. Industrial Electronics*. 2010; 57(12): 4115-4125.
- [205] S Srikanthan, Mahesh Kumar Mishra. DC capacitor voltage equalization in neutral clamped inverters for DSTATCOM application. *IEEE Trans. Industrial Electronics*. 2010; 57(8): 2768-2775.
- [206] Baoming Ge, Fang Zheng Peng, Anibal Tde Almeida, Haitham Abu-Rub. An effective control technique for medium-voltage high-power induction motor fed by cascaded neutral -point-clamped inverter. *IEEE Trans. Industrial Electronics*. 2010; 57(8): 2659-2668.
- [207] K Rajambal, P Sanjeevikumar, A Chinnaponnu. Comparison of MLI and Z-source inverter for transformer less operation of single-phase photovoltaic systems. *International Journal of Science Technology*. 2010; 15(1): 37-47.
- [208] JC Rosas-Caro, JM Ramirez, FZ Peng, A Valderrabano. A DC-DC multilevel boost converter. *IET Power Electron*. 2010; 3(1): 129-137.
- [209] Abdelaziz Talha, Dalila Beriber, Mohamed Seghir Boucherit. Performances of photovoltaic generator multi-level cascade. *Jordan Journal of Mechanical and Industrial Engineering*. 2010; 4: 163-168.
- [210] R Arulmozhiyal, K Baskaran, R.Manikandan. *A fuzzy based PI speed controller for indirect vector controlled induction motor drive*. IEEE conf. Rec.: 978-1-4144-7882-8, 2011: 1-4.
- [211] Chao Ma and Dagui Huang. *Comparative study of PI controller & fuzzy logic controller for three-phase grid-connected inverter*. IEEE International Conference on Mechatronics & Automation, Rec: 7-10 978-1-4244-8115-6/11, 2011: 2067-2071.
- [212] P Nagasekhar Reddy, P Linga Reddy, J Amarnath. An efficient variable delay random PWM algorithm based direct torque controlled induction motor drive for noise reduction. *ICGST-ACSE Journal*. 2011; 11(1): 43-50,.
- [213] Yi-Hung Liao, Ching-Ming Lai. Newly constructed simplified single-phase multistring multilevel inverter topology for distributed energy resources. *IEEE Trans. Power Electronics*. 2011; 26(9): 2386-2392.
- [214] Sreenivasappa B Veeranna, Abdul R Beig, Udaykumar R Yaragatti. *Performance analysis of PWM strategies for cascaded H-bridge three level inverter*. Procs. IEEE GCC Conference and Exhibition. 2011: 81-84.
- [215] Hossein Sepahvand, Mehdi Ferdowsi, Keith A. Corzine. *Fault recovery strategy for hybrid cascaded H-bridge multilevel inverters*. in IEEE Conf. Rec.: 978-1-4244-8085-2/11, 2011: 1629-1633.
- [216] Paulson Samuel, Rajesh Gupta and Dinesh Chandra. Grid interface of wind power with large split-winding alternator using cascaded multilevel inverter. *IEEE Trans. Energy Conversion*. 2011; 26(1): 299-309.
- [217] K Satyanarayana, J Amarnath, A Kailasa Rao. Hybrid PWM algorithm based vector controlled induction motor drive to achieve superior waveform quality. *International Journal of Engineering & Advanced Technology (IJEAT) ISSN: 2249-8958*. 2011; 1(2): 56-63.
- [218] SDG Jayasinghe, DM Vilathgamuwa and UK Madawala. *A hybrid cascaded multilevel inverter with supercapacitor direct integration for wind power systems*. IEEE Conf. Rec.: 978-1-61284-957-7/11, 2011: 638-645.

- [219] Tuka Al-Hanai, Thuraya Al-Hanaei, Sreenivasappa B Veeranna, Abdul R.Beig. *Effect of gate pulse variation on the performance of fifteen level cascaded H-bridge voltage source inverter*. Procs. IEEE GCC Conference and Exhibition. 2011: 85-88.
- [220] T Wanjekeche, DV Nicolae, AA Jimoh. *Hybrid cascaded multilevel inverter with improved DC link voltage control for grid connected systems*. IEEE Conf. Rec.:978-1-61284-993-5/11. 2011: 1-7.
- [221] Domingo Ruiz Caballero, Rene Sanhueza, Sebastian Arancibia, Miguel Lopez, Samir Ahmed Mussa, Marcelo Lobo Heldwein. *Symmetrical hybrid multilevel inverter concept based on multi state switching cells*. IEEE Conf. Rec.:978-1-4577-1646-1/11, 2011: 776-781.
- [222] Janyavula Deepthi, SN Saxena. *Study of variation of THD in a diode clamped multilevel inverter with respect to modulation index and control strategy*. Pocs. 2<sup>nd</sup> International Conference and Workshop on Emerging Trends in Technology, 2011: 37-42.
- [223] Abhisek Maiti and Sumana Choudhuri. Development of microcontroller based ISPWM switching technique for single phase inverter. *International Journal of Engineering Science and Technology* ISSN: 0975-5462. 2011; 3(6): 5298-5305.
- [224] V.NagaHaskar Reddy, Ch.Sai Babun K Suresh. Advanced modulating techniques for diode clamped multilevel inverter fed induction motor. *ARNP Journal of Engineering and Applied Sciences*; 2011; 6(1): 90-99.
- [225] T Thamizh Selvanmm R Seyezhai. A novel PWM hybrid multilevel inverter for fuel cell applications. *International Journal of Computer Applications* ISSN: 0975-8887. 2011; 33(10): 33-37.
- [226] Jose Ignacio Leon, Samir Kouro, Sergio Vazquez, Ramon Portillo, Leopoldo Garcia Franquelo, Juanmanuel Carrasco, Jose Rodriguez. Multidimensional modulation technique for cascaded multilevel converters. *IEEE Trans. Industrial Electronics*. 2011; 58(2): 412-420.
- [227] Mohammed Ali Paymani, Mohammed Saleh Marhaba, Hossein Iman-Eini. *Fault-tolerant operation of a medium voltage drive based on the cascaded H-bridge inverter*. Procs. IEEE 2<sup>nd</sup> Power Electronics Drive Systems and Technologies Conference. 2011: 551-556.
- [228] K Deepa, P Savitha, B Vinodhini. *Harmonic analysis of a modified cascaded multilevel inverter*. IEEE Conf. Rec.: 978-1-61284-379-7/11, 2011: 92-97.
- [229] Daniel Korbes, Samir Ahmad Mussa, Domingo Ruiz Caballero. *Modified hybrid symmetrical multilevel inverter*. IEEE Conf. Rec.:978-1-4577-1216-6/12, 2012: 1615-1618.
- [230] K Malarvizhi, K Baskaran. Harmonic evaluation of ISPWM technique for an asymmetric cascaded multilevel inverter. *European Journal of Scientific Research* ISSN 1450-216x. 2012; 69(3): 386-398.
- [231] L Batschauer, SA Mussa, ML Heldwein. Three-phase hybrid multilevel inverter based on half-bridge modules. *IEEE Trans. Industrial Electronics*. 2012; 59(2): 668-678.
- [232] N Yousefpoor, SH Fathi, N Farokhnia, HA Abyaneh. THD minimization applied directly on the line-to-line voltage of multilevel inverters. *IEEE Trans. Industrial Electronics*. 2012; 59(1): 373-380.
- [233] B Cougo, G Gateau, T Meynard, M Bobrowska-rafal, M Cousineau. PD modulation scheme for three phase parallel multilevel inverters. *IEEE Trans. Industrial Electronics*. 2012; 59(2): 690-700.
- [234] P Roshankumar, PP Rajeevan, K Mathew, K Gopakumar, Josel Leon, Leopoldo G Franquelo. A five-level inverter topology with single-DC supply by cascading a flying capacitor inverter and an H-bridge. *IEEE Trans. Power Electronics*. 2012; 27(8): 3505-3512.
- [235] R Seyezhai. Inverter sine pulse width modulated three phase cascaded multilevel inverter. *International Journal of Advances in Engineering and Technology* ISSN: 2231-1963. 2012; 2: 606-610.
- [236] Y Suresh, AK Panda. Research on a cascaded multilevel inverter by employing three-phase transformers. *IET Power Electronics*. 2012; 5(5): 561-570.
- [237] HD Sun, H Cha, H Geun Kim, T Won Chun, E Cheol Nho. *Multi-level inverter capable of power factor control with DC link switches*. IEEE conf. Rec: 978-1-4577-1216-6/12. 1639-1643.
- [238] K Lee, G Nojima. Quantitative power quality and characteristic analysis of multilevel pulse width modulation methods for three level neutral point clamped medium voltage industrial drives. *IEEE Transactions on Industry Applications*. 2012; 48(4): 1364-1373.
- [239] M Wawave, P Agarwal. *Multilevel inverter based active power filter using space vector modulation*. IEEE conf. Rec.: 978-1-4673-2421-2/12, 579 – 584.
- [240] SK Chattopadhyay, C Chakraborty, BC Pal. *Cascaded H-Bridge and neutral point clamped hybrid asymmetric multilevel topology for grid interactive transformer less photovoltaic power plant*. IEEE conf. Rec.: 978-1-4673-2421-2/12. 5074-5079.
- [241] YLi, Y Wang, Y Feng, J Wu, J Liu. *Modelling and analysis of the cascaded H-bridge multilevel inverter using RMS feedback control*. IEEE conf. Rec.: 978-1-4673-0803-8/12. 3193-3198.
- [242] Javad Ebrahimi, Ebrahim Babaei and Ebrahim Babaei. A new multilevel converter topology with reduced number of power electronic components. *IEEE Transactions on Industrial Electronics*. 2012; 59(2): 655-667.
- [243] Zahra Bayat, Ebrahim Babaei. *A new cascaded multilevel inverter with reduced number of switches*. IEEE conf. Rec.: 978-1-4673-0113/12. 416-421.
- [244] M Rahilal, M Santhi, A Kannabhiran. *A new 81 Level inverter with reduced number of switches*. IEEE conf. Rec.: 978-81-909042-2-3, 2012. 485-489.

- [245] TF Wu, CH Chang, LC Lin, YC Chang, YR Chang. Two modulated digital control for three phase bidirectional inverter with wide inductance variation. *IEEE Transactions on Power Electronics*. 2013; 28(4): 1598-1607.
- [246] A Rathore, A Edpuganti. Optimal Low Switching Frequency Pulse width Modulation of Nine-Level Cascade Inverter. *IEEE Transactions on Power Electronics*. 2014; 30(1): 482- .495.
- [247] José Antonio Juárez-Abad, Jesús Linares-Flores, Enrique Guzmán-Ramírez. Generalized Proportional Integral Tracking Controller for a Single-Phase Multilevel Cascade Inverter: An FPGA Implementation. *IEEE Trans. Ind. Inform.* 2014; 10(1): 256-266.
- [248] Younghoon Cho, Thomas LaBella, Jih-Sheng Lai, Matthew K. Senesky. A Carrier-Based Neutral Voltage Modulation Strategy for Multilevel Cascaded Inverters Under Unbalanced DC Sources. *IEEE Trans. Ind. Electron.* 2014; 61(2): 625- 636.
- [249] Shweta Gautam, Rajesh Gupta. Switching Frequency Derivation for the Cascaded Multilevel Inverter Operating in Current Control Mode Using Multiband Hysteresis Modulation. *IEEE Trans. Power Electron.* 2014; 29(3): 1480-1489.
- [250] Ui-Min Choi, Kyo-Beum Lee, Frede Blaabjerg. Diagnosis and Tolerant Strategy of an Open-Switch Fault for T-Type Three-Level Inverter Systems. *IEEE Trans. Ind. Appl.* 2014; 50(1): 495-508.
- [251] Nuntawat Thitichaiworakorn, Makoto Hagiwara and Hirofumi Akagi. Experimental Verification of a Modular Multilevel Cascade Inverter Based on Double-Star Bridge Cells. *IEEE Trans. Ind. Appl.* 2014; 50(1): 509-519.
- [252] Till Boller, Joachim Holtz, Akshay K. Rathore. Neutral-Point Potential Balancing Using Synchronous Optimal Pulsewidth Modulation of Multilevel Inverters in Medium-Voltage High-Power AC Drives. *IEEE Trans. Ind. Appl.* 2014; 50(1): 549-557.
- [253] Makoto Hagiwara, Hirofumi Akagi. Experiment and Simulation of a Modular Push–Pull PWM Converter for a Battery Energy Storage System. *IEEE Trans. Ind. Appl.* 2014; 50(2): 1131-1140.
- [254] Jinn-Chang Wu, Chia-Wei Chou. A Solar Power Generation System with a Seven-Level Inverter. *IEEE Trans. Power Electron.* 2014; 29(7): 3454-3462.
- [255] Krishna Kumar Gupta, Shailendra Jain. A Novel Multilevel Inverter Based on Switched DC Sources. *IEEE Trans. Ind. Electron.* 2014; 61(7): 3269-3278.
- [256] Eduardo E Espinosa, Jose R Espinoza, Pedro E Melín, Roberto O Ramírez, Felipe Villarroel, Javier A Muñoz, Luis Morán. A New Modulation Method for a 13-Level Asymmetric Inverter Toward Minimum THD. *IEEE Trans. Ind. Appl.* 2014; 50(3): 1924-1933.
- [257] Zedong Zheng, Kui Wang, Lie Xu and Yongdong Li. A Hybrid Cascaded Multilevel Converter for Battery Energy Management Applied in Electric Vehicles. *IEEE Trans. Power Electron.* 2014; 29(7): 3537-3546.
- [258] Asuka Tsunoda, Youhei Hinago, Hirofumi Koizumi. Level- and Phase-Shifted PWM for Seven-Level Switched-Capacitor Inverter Using Series/Parallel Conversion. *IEEE Trans. Ind. Electron.* 2014; 61(8): 4011-4021.
- [259] Giampaolo Buticchi, Davide Barater, Emilio Lorenzani, Carlo Concari and Giovanni Franceschini. A Nine-Level Grid-Connected Converter Topology for Single-Phase Transformerless PV Systems. *IEEE Trans. Ind. Electron.*, ; 61, ( 8, : 3951-3960, Aug. 2014.
- [260] Carlos R. Baier, José R. Espinoza, Marco Rivera, Javier A Muñoz, BinWu, Pedro E Melín, Venkata Yaramasu. Improving Power Quality in Cascade Multilevel Converters Based on Single-Phase Nonregenerative Power Cells'. *IEEE Trans. Ind. Electron.* 2014; 61(9): 4498-4509.
- [261] Md. Rabiul Islam, Youguang Guo, Jianguo Zhu. A High-Frequency Link Multilevel Cascaded Medium-Voltage Converter for Direct Grid Integration of Renewable Energy Systems. *IEEE Trans. Power Electron.* 2014; 29(8): 4167- 4182.
- [262] Sumit K. Chattopadhyay, Chandan Chakraborty. A New Multilevel Inverter Topology with Self-Balancing Level Doubling Network. *IEEE Trans. Ind. Electron.* 2014; 61(9): 4622-4631.
- [263] Junfeng Liu, KWE Cheng, Yuanmao Ye. A Cascaded Multilevel Inverter Based on Switched-Capacitor for High-Frequency AC Power Distribution System. *IEEE Trans. Power Electron.* 2014; 29(8): 4219-4230.
- [264] Yuhei Okazaki, Makoto Hagiwara and Hirofumi Akagi. A Speed-Sensorless Start-Up Method of an Induction Motor Driven by a Modular Multilevel Cascade Inverter (MMCI-DSCC). *IEEE Trans. Ind. Appl.*, 2014; 50(4): 2671-2680.
- [265] Pedram Sotoodeh, Ruth Douglas Miller. Design and Implementation of an 11-Level Inverter with FACTS Capability for Distributed Energy Systems. *IEEE Trans. Power Electron.* 2014; 2(1): 87-96.
- [266] Reza Davoodnezhad, Donald Grahame Holmes and Brendan P McGrath. A Novel Three-Level Hysteresis Current Regulation Strategy for Three-Phase Three-Level Inverters. *IEEE Trans. Power Electron.* 2014; 29(11): 6100-6109.
- [267] Ammar Masaoud, Hew Wooi Ping, Saad Mekhilef, Ayoub Suliman Taallah. New Three-Phase Multilevel Inverter With Reduced Number of Power Electronic Components. *IEEE Trans. Power Electron.* 2014; 29(11): 6018-6029.
- [268] Ataollah Mokhberdoran, Ali Ajami. Symmetric and Asymmetric Design and Implementation of New Cascaded Multilevel Inverter Topology. *IEEE Trans. Power Electron.* 2014; 29(12): 6712-6724.

- [269] Concettina Buccella, Carlo Cecati, Maria Gabriella Cimatori, Kaveh Razi. Analytical Method for Pattern Generation in Five-Level Cascaded H-Bridge Inverter Using Selective Harmonic Elimination. *IEEE Trans. Ind. Electron.* 2014; 61(11): 5811-5819.
- [270] Andrés Mora, Pablo Lezana and Jorge Juliet. Control Scheme for an Induction Motor Fed by a Cascade Multicell Converter Under Internal Fault. *IEEE Trans. Ind. Electron.* 2014; 61(11): 5948-5955.
- [271] Yan Zhou, Hui Li. Analysis and Suppression of Leakage Current in Cascaded-Multilevel-Inverter-Based PV Systems. *IEEE Trans. Power Electron.* 2014; 29(10): 5265-5277.
- [272] Amarendra Edpuganti, Akshay K. Rathore. Fundamental Switching Frequency Optimal Pulsewidth Modulation of Medium Voltage Nine-Level (9L) Inverter. *IEEE Trans. Ind. Electron.* 2014: 1.
- [273] Nho-Van Nguyen, Tam-Khanh Tu Nguyen and Hong-Hee Lee. A Reduced Switching Loss PWM Strategy to Eliminate Common Mode Voltage in Multilevel Inverters. *IEEE Trans. Power Electron.* 2014: 219-226.
- [274] Dastagiri Reddy B, Anish NK, Selvan MP, Moorthi S. Embedded Control of n-level DC-DC-AC Inverter. *IEEE Trans. Power Electron.* 2014: 1.
- [275] Luan Viet Nguyen, Hoang-Dung Tran, Taylor T Johnson. Virtual Prototyping for Distributed Control of a Fault-Tolerant Modular Multilevel Inverter for Photovoltaics. *IEEE Trans. Energy Conversion.* 2014; 29(4): 841-850.
- [276] Gabriele Grandi, Jelena Loncarski and Obrad Dordevic. Analysis and Comparison of Peak-to-Peak Current Ripple in Two-Level and Multilevel PWM Inverters. *IEEE Trans. Ind. Electron.* 2014: 1,
- [277] Kfir J Dagan, Raul Rabinovici. Criteria-Based Modulation for Multilevel Inverters. *IEEE Trans. Power Electron.* 2014: 1
- [278] Bailu Xiao, Lijun Hang, Jun Mei<sup>2</sup>, Cameron Riley, Leon M Tolbert, Burak Ozpineci. Modular Cascaded H-Bridge Multilevel PV Inverter with Distributed MPPT for Grid-Connected Applications. *IEEE Trans. Ind. Appl.* 2014: 1.
- [279] Somasundaram Essakiappan, Harish S. Krishnamoorthy, Prasad Enjeti, Robert S Balog, Shehab Ahmed. Multilevel Medium Frequency Link Inverter for Utility Scale Photovoltaic Integration. *IEEE Trans. Power Electron.* 2014: 1.
- [280] Mohamad Fathi Mohamad Elias, Nasrudin Abd. Rahim, Hew Wooi Ping, Mohammad Nasir Uddin. Asymmetrical Cascaded Multilevel Inverter Based on Transistor-Clamped H-Bridge Power Cell. *IEEE Trans. Ind. Appl.* 2014; 50(6): 4281-4288.
- [281] Andres Mora, pabola lenzana, Jorge Juliet, Control scheme for an induction motor fed by a cascaded multi cell converter under internal fault. *IEEE Trans. Ind. Electron.* 2014; 61(11): 5948-5955.
- [282] Ronny Glauber de Almeida Cacao, René Pastor Torrico-Bascopé, João Aberides Ferreira Neto. Five-Level T-Type Inverter Based on Multistate Switching Cell. *IEEE Trans. Ind. Appl.* 2014; 50(6): 3857-3866.
- [283] Vincet Roberge, Mohammed Tarbouchi, Francis O Koun. Strategies To Accelerate Harmonic Minimization In Multilevel Inverter Using A Paralell Genetic Algorithm On Graphical Processing Unit. *IEEE Trans. Power Electron.* 2014; 29(10): 5087-5091.
- [284] Ismael araujo-vargas, Kevin cano-pulido, jazmin Ramirez-Hernandez. A Single Dc Source Seven Level For Utility Equipment Of Metro Railway Power Land Substation. *IEEE Trans. Ind. Appl.* 2014; 50(6): 3876-3892.
- [285] Md. Rabiul Islam, Youguang Guo, Jianguo Zhu. A Multilevel Medium- Voltage Inverter for Step- Up-Transformer-Less Grid Connection of Photovoltaic Power Plants. *IEEE journal of photovoltaics.* 2014; 4(3): 881-890.
- [286] Yuanmao Ye, K. W. E. Cheng, Junfeng Liu, and Kai Ding. A Step-Up Switched-Capacitor Multilevel Inverter With Self-Voltage Balancing. *IEEE Trans. Ind. Electron.* 2014; 61(12): 6672-6680.
- [287] Ebrahim Babaei, Sara Laali, Somayeh Alilu. Cascaded Multilevel Inverter With Series Connection Of Novel-Bridge Basic Units. *IEEE Trans. Ind. Electron.* 2014; 61(12): 6664-66771.
- [288] Sebastein Mariethoz. Design and Control of High Performance Modular Hybrid Asymmetrical Multilevel Inverter. *IEEE Trans. Ind. Appl.* 2014; 50(6): 4018-4026.
- [289] Cursino Brandão Jacobina, Nady Rocha, Edison Roberto Cabral da Silva. Six-Phase Machine Conversion System with Three- and Single-Phase Series Converters. *IEEE Trans. Ind. Appl.* 2014; 50(6): 3846-3856.
- [290] HP Gabriel Ooi, Ali I Maswood, Ai Ziyou Lim. Five-Level Multiple-Pole PWM AC-AC Converters with Reduced Components Count. *IEEE Transaction on Industrial Electronics.* 2015; 62(8): 4739-4748.
- [291] Z Lim, Ai Maswood, GHP Ooi. Modular-Cell Inverter Employing Reduced Flying Capacitors With Hybrid Phase-Shifted. *IEEE Transaction on Industrial Electronics.* 2015; 62(7): 4086-4095.
- [292] P Rasilo, A Salem, A Abdalh, Belie, L Dupr, JA Melkebeek. Effect of Multilevel Inverter Supply on Core Losses in Magnetic Materials and Electrical Machines. *IEEE transactions on Energy Conversion.* 2015; 30(2): 736-744.



- [293] BD Reddy, NK Anish, MP Selvan, S Moorthi. Embedded Control of n -Level DC – DC – AC Inverter. *IEEE Transactions on Power Electronics*, 2015; 30(7): 3703–3711.
- [294] V Roberge, M Tarbouchi, G Labonté. Parallel Algorithm on Graphics Processing Unit for Harmonic Minimization in Multilevel Inverters. *IEEE Transactions on Industrial Informatics*, 2015; 11(3): 700-707.
- [295] R Selvamuthukumar, A Garg, R Gupta. Hybrid Multicarrier Modulation to Reduce Leakage Current in a Transformer less Cascaded Multilevel Inverter for Photovoltaic Systems. *IEEE Transactions on Power Electronics*, 2015; 30(4): 1779–1783.
- [296] V Vekhande, N Kothari, BG Fernandes. Switching State Vector Selection Strategies for Paralleled Multilevel Current-Fed Inverter Under Unequal DC-Link Currents Condition. *IEEE Transactions on Power Electronics*, 2015; 30(4): 1998–2009.
- [297] B Xiao, L Hang, J Mei, C Riley, LM Tolbert, B Ozpineci. Modular Cascaded H-Bridge Multilevel PV Inverter With Distributed MPPT for Grid-Connected Applications. *IEEE Transactions on Industry Applications*, 2015; 51(2): 1722–1731.
- [298] Mahmoud Zadehbagheri, Amin Payedar. The Feasibility Study of Using Space Vector Modulation Inverters in Two-Level of Integrated Photovoltaic System. *Indonesian Journal of Electrical and Computer Engineering*. 2015; 14(2): 205-214.
- [299] Kureve D, Teryima, Goshwe Y, Nentawe, Agbo O David. A Overlapping Carrier Based SPWM for a 5-Level Cascaded H-bridge Multilevel Inverter. *Indonesian Journal of Electrical and Computer Engineering*. 2016; 1(2): 221-228.