

A Statcom-Control Scheme for Grid Connected Wind Energy System for Power Quality Improvement

P. Ramanathan

Department of EEE, Bharath University, India

Abstract: Injection of the wind power into an electric grid affects the power quality. The performance of the wind turbine and thereby power quality are determined on the basis of measurements and the norms followed according to the guideline specified in International Electro-technical Commission standard, IEC-61400. The influence of the wind turbine in the grid system concerning the power quality measurements are-the active power, reactive power, variation of voltage, flicker, harmonics and electrical behavior of switching operation and these are measured according to national/international guidelines. The paper study demonstrates the power quality problem due to installation of wind turbine with the grid. In this proposed scheme STATic COMPensator (STATCOM) is connected at a point of common coupling with a battery energy storage system (BESS) to mitigate the power quality issues. The battery energy storage is integrated to sustain the real power source under fluctuating wind power. The STATCOM control scheme for the grid connected wind energy generation system for power quality improvement is simulated using MATLAB/SIMULINK in power system block set. The effectiveness of the proposed scheme relieves the main supply source from the reactive power demand of the load and the induction generator. The development of the grid co-ordination rule and the scheme for improvement in power quality norms as per IEC-standard on the grid has been presented.

Key words: STATCOM control • STATic COMPensator • Quality measurements • Using MATLAB/SIMULINK

INTRODUCTION

TO have sustainable growth and social progress, it is necessary to meet the energy need by utilizing the renewable energy resources like wind, biomass, hydro, co-generation, etc. In sustainable energy system, energy conservation and the use of renewable source are the key paradigm. The need to integrate the renewable energy like wind energy into power system is to make it possible to minimize the environmental impact on conventional plant [1]. The integration of wind energy into existing power system presents a technical challenges and that requires consideration of voltage regulation, stability, power quality problems. The power quality is an essential customer-focused measure and is greatly affected by the operation of a distribution and transmission network. The issue of power quality is of great importance to the wind turbine [2]. There has been an extensive growth and quick development in the exploitation of wind energy in recent years. The individual units can be of large capacity up to 2 MW, feeding into distribution network,

particularly with customers connected in close proximity [3]. Today, more than 28 000 wind generating turbine are successfully operating all over the world. In the fixed-speed wind turbine operation, all the fluctuation in the wind speed are transmitted as fluctuations in the mechanical torque, electrical power on the grid and leads to large voltage fluctuations. During the normal operation, wind turbine produces a continuous variable output power. These power variations are mainly caused by the effect of turbulence, wind shear and tower-shadow and of control system in the power system. Thus, the network needs to manage for such fluctuations. The power quality issues can be viewed with respect to the wind generation, transmission and distribution network, such as voltage sag, swells, flickers, harmonics etc. However the wind generator introduces disturbances into the distribution network. One of the simple methods of running a wind generating system is to use the induction generator connected directly to the grid system. The induction generator has inherent advantages of cost effectiveness and robustness. However; induction

generators require reactive power for magnetization. When the generated active power of an induction generator is varied due to wind, absorbed reactive power and terminal voltage of an induction generator can be significantly affected.

In the event of increasing grid disturbance, a battery energy storage system for wind energy generating system is generally required to compensate the fluctuation generated by wind turbine. A STATCOM based control technology has been proposed for improving the power quality which can technically manages the power level associates with the commercial wind turbines. The proposed STATCOM control scheme for grid connected wind energy generation for power quality improvement has following objectives.

- Unity power factor at the source side.
- Reactive power support only from STATCOM to wind Generator and Load.
- Simple bang-bang controller for STATCOM to achieve fast dynamic response.

Power Quality Standards, Issues

And its Consequences

International Electro Technical Commission Guidelines:

The guidelines are provided for measurement of power quality of wind turbine. The International standards are developed by the working group of Technical Committee-88 of the International Electro-technical Commission (IEC)[15], IEC standard 61400-21, describes the procedure for determining the power quality characteristics of the wind turbine [4-10].

The standard norms are specified.

- IEC 61400-21: Wind turbine generating system, part-21.Measurement and Assessment of power quality characteristic of grid connected wind turbine
- IEC 61400-13: Wind Turbine—measuring procedure in determining the power behavior.
- IEC 61400-3-7: Assessment of emission limit for fluctuating load IEC 61400-12: Wind Turbine performance.

The data sheet with electrical characteristic of wind turbine provides the base for the utility assessment regarding a grid connection [11-13].

Voltage Variation: The voltage variation issue results

from the wind velocity and generator torque. The voltage variation is directly related to real and reactive power variations.

The voltage variation is commonly classified as under:

- Voltage Sag/Voltage Dips.
- Voltage Swells.
- Short Interruptions.
- Long duration voltage variation.

The voltage flicker issue describes dynamic variations in the network caused by wind turbine or by varying loads. Thus the power fluctuation from wind turbine occurs during continuous operation. The amplitude of voltage fluctuation depends on grid strength, network impedance [14] and phase-angle and power factor of the wind turbines. It is defined as a fluctuation of voltage in a frequency 10–35 Hz. The IEC 61400-4-15 specifies a flicker meter that can be used to measure flicker directly.

Harmonics: The harmonic results due to the operation of power electronic converters [15]. The harmonic voltage and current should be limited to the acceptable level at the point of wind turbine connection to the network. To ensure the harmonic voltage within limit, each source of harmonic current can allow only a limited contribution [16], as per the IEC-61400-36 guideline. The rapid switching gives a large reduction in lower order harmonic current compared to the line commutated converter, but the output current will have high frequency current and can be easily filter-out.

Wind Turbine Location in Power System: The way of connecting the wind generating system into the power system highly influences the power quality. Thus the operation and its influence on power system depend on the structure of the adjoining power network [17].

Self Excitation of Wind Turbine Generating System: The self excitation of wind turbine generating system (WTGS) with an asynchronous generator takes place after disconnection of wind turbine generating system (WTGS) with local load. The risk of self excitation arises especially when WTGS is equipped with compensating capacitor. The capacitor connected to induction generator provides reactive power compensation. However the voltage and frequency are determined by the balancing of the system. The disadvantages of self excitation are the safety aspect and balance between real and reactive power [5].

Circuit Diagram for Proposed System:

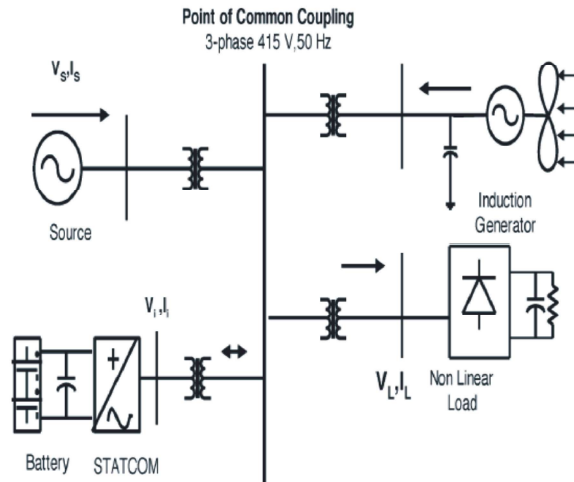


Fig. 1: Grid connected system for power quality improvement

Grid Coordination Rule: The grid quality characteristics and limits are given for references that the customer and the utility grid may expect. According to Energy-Economic Law, the operator of transmission grid is responsible for the organization and operation of interconnected system.

- Voltage Rise
- Voltage Dips
- Flicker
- Harmonics
- Grid Frequency

Topology for Power Quality Improvement: The STATCOM based current control voltage source inverter injects the current into the grid in such a way that the source current are harmonic free and their phase-angle with respect to source voltage has a desired value. The injected current will cancel out the reactive part and harmonic part of the load and induction generator current, thus it improves the power factor and the power quality [18]. To accomplish these goals, the grid voltages are sensed and are synchronized in generating the current command for the inverter. The proposed grid connected system is implemented for power quality improvement at point of common coupling (PCC).

Wind Energy Generating System: In this configuration, wind generations are based on constant speed topologies with pitch control turbine. The induction generator is used in the proposed scheme because of its simplicity, it

does not require a separate field circuit, it can accept constant and variable loads [17] and has natural protection against short circuit.

BESS-STATCOM: The battery energy storage system (BESS) is used as an energy storage element for the purpose of voltage regulation. The BESS will naturally maintain dc capacitor voltage constant and is best suited in STATCOM since it rapidly injects or absorbed reactive power to stabilize the grid system. It also control the distribution and transmission system in a very fast rate. When power fluctuation occurs in the system, the BESS can be used to level the power fluctuation by charging and discharging operation. The battery is connected in parallel to the dc capacitor of STATCOM. The STATCOM is a three-phase voltage source inverter having the capacitance on its DC link and connected at the point of common coupling. The STATCOM injects a compensating current of variable magnitude and frequency component at the bus of common coupling.

System Operation: The shunt connected STATCOM with battery energy storage is connected with the interface of the induction generator and non-linear load at the PCC in the grid system. The STATCOM compensator output is varied according to the controlled strategy, so as to maintain the power quality norms in the grid system. The current control strategy is included in the control scheme that defines the functional operation of the STATCOM compensator in the power system. A single STATCOM using insulated gate bipolar transistor is proposed to have a reactive power support, to the induction generator and to the nonlinear load in the grid system.

Control Scheme: The control scheme approach is based on injecting the currents into the grid using “bang-bang controller.” The controller uses a hysteresis current controlled technique. Using such technique, the controller keeps the control system variable between boundaries of hysteresis area and gives correct switching signals for STATCOM operation.

The proposed control scheme is simulated using SIMULINK in power system block set. The system performance of proposed system under dynamic condition is also presented.

Voltage Source Current Control-Inverter Operation: The three phase injected current into the grid from STATCOM will cancel out the distortion caused by the

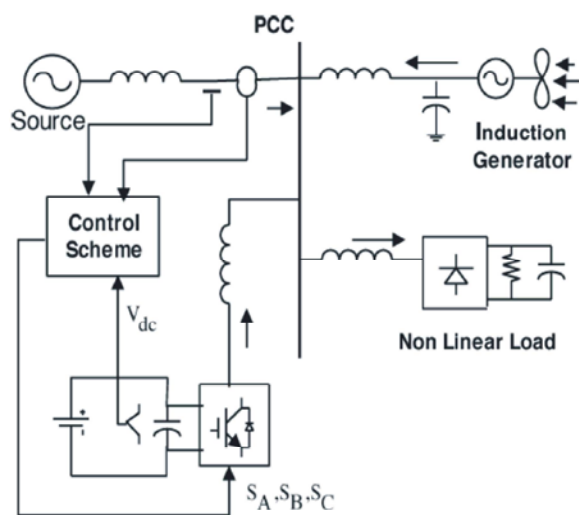


Fig. 2: System operational scheme in grid system

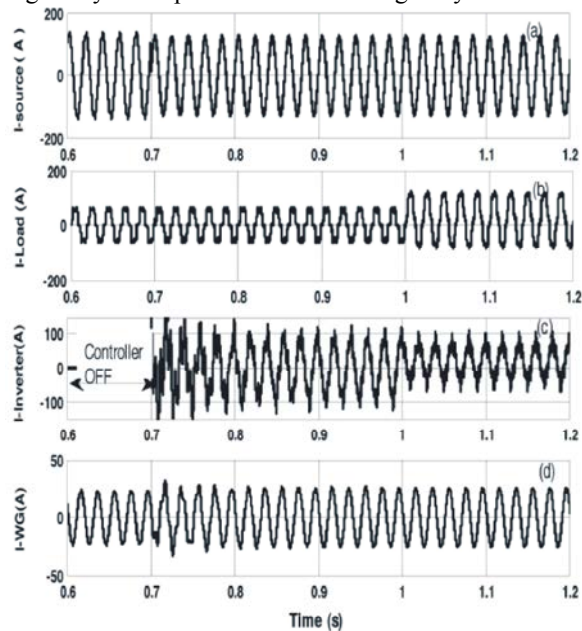


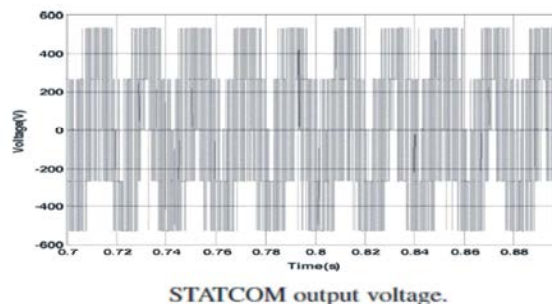
Fig. 3: (a) Source Current. (b) Load Current. (c) Inverter Injected Current. (d) Wind generated (Induction generator) current.

nonlinear load and wind generator. The IGBT based three-phase inverter is connected to grid through the transformer. The generation of switching signals from reference current is simulated within hysteresis band of 0.08. The choice of narrow hysteresis band switching in the system improves the current quality. The control signal of switching frequency within its operating band. The choice of the current band depends on the operating voltage and the interfacing transformer impedance. The compensated current for the nonlinear load and

demanded reactive power is provided by the inverter. The real power transfer from the batteries is also supported by the controller of this inverter.

Power Quality Improvement: It is observed that the source current on the grid is affected due to the effects of nonlinear load and wind generator, thus purity of waveform may be lost on both sides in the system. The inverter output voltage under STATCOM operation with load variation. This shows that the unity power factor is maintained for the source power when the STATCOM is in operation. The current waveform before and after the STATCOM operation is analyzed. The Fourier Analysis of this waveform is expressed and the THD of this source current at PCC without STATCOM is 4.71%. The power quality improvement is observed at point of common coupling, when the controller is in ON condition.

The STATCOM is placed in the operation at 0.7 s and source current waveform is shown. The above tests with proposed scheme has not only power quality improvement feature but it also has sustain capability to support the load with the energy storage through the batteries.



CONCLUSION

The paper presents the STATCOM-based control scheme for power quality improvement in grid connected wind generating system and with non linear load. The power quality issues and its consequences on the consumer and electric utility are presented. The operation of the control system developed for the STATCOM-BESS in MATLAB/SIMULINK for maintaining the power quality is simulated. It has a capability to cancel out the harmonic parts of the load current. It maintains the source voltage and current in-phase and support the reactive power demand for the wind generator and load at PCC in the grid system, thus it gives an opportunity to enhance the utilization factor of transmission line. The integrated wind generation and STATCOM with BESS have shown

the outstanding performance. Thus the proposed scheme in the grid connected system fulfills the power quality norms as per the IEC standard 61400-21 [19-23].

REFERENCES

1. Sannino, A., 2004. Global power systems for sustainable development, in IEEE General Meeting, Denver, CO.
2. Hook, K.S., Y. Liu and S. Atcitty, 2006. Mitigation of the wind generation integration related power quality issues by energy storage, EPQU J., XII(2).
3. Billinton, R. and Y. Gao, 2008. Energy conversion system models for adequacy assessment of generating systems incorporating wind energy, IEEE Trans. on E. Conv., 23(1): 163-169, Multistate.
4. Wind Turbine Generating System-Part 21, International standard-IEC 61400-21, 2001.
5. Manel, J., 2006. Power electronic system for grid integration of renewable energy source: A survey, IEEE Trans. Ind. Electron., 53(4): 1002-1014, Carrasco.
6. Tsili, M. and S. Papathanassiou, 2009. A review of grid code technology requirements for wind turbine, Proc. IET Renew.power gen., 3: 308-332.
7. Heier, S., 2007. Grid Integration of Wind Energy Conversions. Hoboken, NJ: Wiley, pp: 256-259.
8. Gutierrez, J.J., J. Ruiz, L. Leturiondo and A. Lazkano, 2009. Flicker measurement system for wind turbine certification, IEEE Trans. Instrum. Meas., 58(2): 375-382.
9. Indian Wind Grid Code Draft report on, Jul. 2009, pp: 15-18, C-NET.
10. Han, C., A.Q. Huang, M. Baran, S. Bhattacharya and W. Litzemberger, 2008. STATCOM impact study on the integration of a large wind farm into a weak loop power system, IEEE Trans. Energy Conv., 23(1): 226-232.
11. Yao, D.L., S.S. Choi, K.J. Tseng and T.T. Lie, 2009. A statistical approach to the design of a dispatchable wind power-Battery energy storage system, IEEE Trans. Energy Conv., 24(4).
12. Zhou, F., G. Joos and C. Abhey, 2005. Voltage stability in weak connection wind farm, in IEEE PES Gen. Meeting, 2: 1483-1488.
13. Kinjo, T. and T. Senjyu, 2006. Output leveling of renewable energy by electric double layer capacitor applied for energy storage system, IEEE Trans. Energy Conv., 21(1).
14. Jayalakshmi, V. and N.O. Gunasekar, 2013. Implementation of discrete PWM control scheme on Dynamic Voltage Restorer for the mitigation of voltage sag /swell, 2013 International Conference on Energy Efficient Technologies for Sustainability, ICEETS 2013, pp: 1036-1040.
15. Uma Mageswaran, S. and N.O. Guna Sekhar, 2013. Reactive power contribution of multiple STATCOM using particle swarm optimization, International Journal of Engineering and Technology, 5(1): 122-126.
16. Arumugam, S. and S. Ramareddy, 2012. Simulation comparison of class D/ Class E inverter fed induction heating, Journal of Electrical Engineering, 12(2): 71-76.
17. Nagarajan, C. and M. Madheswaran, 2012. Experimental study and steady state stability analysis of CLL-T series parallel resonant converter with fuzzy controller using state space analysis, Iranian Journal of Electrical and Electronic Engineering, 8(3): 259-267.
18. Ramkumar Prabhu, M., V. Reji and A. Sivabalan, 2012. Improved radiation and bandwidth of triangular and star patch antenna, Research Journal of Applied Sciences, Engineering and Technology, 4(12): 1740-1748.
19. Shafaq Sherazi and Habib Ahmad, 2014. Volatility of Stock Market and Capital Flow Middle-East Journal of Scientific Research, 19(5): 688-692.
20. Kishwar Sultana, Najm ul Hassan Khan and Khadija Shahid, 2013. Efficient Solvent Free Synthesis and X Ray Crystal Structure of Some Cyclic Moieties Containing N-Aryl Imide and Amide, Middle-East Journal of Scientific Research, 18(4): 438-443.
21. Pattanayak, Monalisa. and P.L. Nayak, 2013. Green Synthesis of Gold Nanoparticles Using Elettaria cardamomum (ELAICHI) Aqueous Extract World Journal of Nano Science & Technology, 2(1): 01-05.
22. Chahataray, Rajashree. and P.L. Nayak, 2013. Synthesis and Characterization of Conducting Polymers Multi Walled Carbon Nanotube-Chitosan Composites Coupled with Poly (P-Aminophenol) World Journal of Nano Science & Technology, 2(1): 18-25.
23. Parida, Umesh Kumar, S.K. Biswal, P.L. Nayak and B.K. Bindhani, 2013. Gold Nano Particles for Biomedical Applications World Journal of Nano Science & Technology, 2(1): 47-57.