

# A Study on the Interpretability of a Fuzzy System to Control an Inverted Pendulum

Bahadır Zeren  
ASAP, School of Computer Science  
University of Nottingham  
Nottingham, United Kingdom  
bahadir.zeren@nottingham.ac.uk

Muhammet Deveci  
ASAP, School of Computer Science  
University of Nottingham  
Nottingham, United Kingdom  
muhammet.deveci@nottingham.ac.uk

Simon Coupland  
Institute of Artificial Intelligence  
De Monfort University  
Leicester, United Kingdom  
simonc@dmu.ac.uk

Robert John  
ASAP, School of Computer Science  
University of Nottingham  
Nottingham, United Kingdom  
robert.john@nottingham.ac.uk

Ender Özcan  
ASAP, School of Computer Science  
University of Nottingham  
Nottingham, United Kingdom  
ender.ozcan@nottingham.ac.uk

**Abstract**—Fuzzy systems mimic human reasoning and provide solutions to problems under uncertainty via ‘computing with words’. This particular strength of fuzzy systems is often discarded in some real world applications where the fuzzy sets are designed for control problems or created through training using historical data. This study explores the interpretability of fuzzy systems by generating ‘meaningful’ fuzzy sets using a dictionary constructed by humans and fuzzy transfer learning. The inverted pendulum control problem is used as a case study. The empirical results show that interpretability of a fuzzy system is achievable even for this problem at the expense of a ‘slightly’ reduced performance.

**Index Terms**—Interpretability, Fuzzy Transfer Learning

## I. INTRODUCTION AND MOTIVATION

The motivation behind this research is that the fuzzy logic community often make claims that because the user/expert can interrogate both the fuzzy rules and fuzzy sets and are therefore in some way ‘meaningful’ or ‘interpretable’. For the fuzzy sets by interpretable we mean they have meaning. If a set ‘low’ is used, for example, we would expect it to appear towards the left hand side of the domain. If there are no fuzzy sets below low then one would expect the set to be either a shoulder set or (if triangular) the right hand side of the triangle. The supposed interpretability of fuzzy systems is one of the unique selling points over artificial neural networks that are essentially black box. However, in most real world applications, this is not true:

- Where the parameters of the system are trained using historical data (through ANFIS, Artificial Neural Networks for example), the final trained fuzzy sets are not usually sensible.
- In control applications the sets (whatever shape) have no meaning but are there to provide a mapping from inputs to outputs with the control engineer only interested in performance of the control system.

Zadeh introduced the notion that fuzzy logic can deliver Computing with Words [1] and many researchers have used

this terminology in their work, however, we posit that they are not ‘doing’ Computing with Words, but jumping on the band wagon. This is initial work and we decided to see if we can investigate this through a control application and selected the inverted pendulum control problem.

The inverted pendulum problem on a cart is a classic control system problem and one of the most important problem in dynamics [2], [3]. It is an under actuated, high order, multi-variable, and unstable non-linear system, which is widely used as a benchmark problem in control theory. Therefore, it is an ideal model for testing various theories in the field of control engineering [4]–[7]. A flexible and intuitive way of expressing indefinite responses in system of many different stable controllers can be provided by fuzzy logic controller [7].

Some researcher on the inverted pendulum have been studied in recent years based on various methods including the state-space controller [8]–[10], the proportional integral derivative controller [11]–[13], the artificial neural network control theory [14]–[17], the sliding-mode control theory [15], [18]–[20], linear quadratic regular theory [13], [21], [22] and fuzzy logic controller [7], [23]–[26].

Fuzzy logic control that incorporates ambiguous human logic into computer programs [26] is based on fuzzy sets and fuzzy inference [27]. The fuzzy sets proposed by Zadeh [28] as a mathematical tool for useful modeling various types of uncertainty that include vague, ambiguous and imprecise data [29]. Fuzzy sets have been successfully utilised in many real-world applications, such as, controller design [30], [31], signal processing [32], decision making [33], medicine [34], risk analysis [35], electronic control system [36], [37], process planning [38], and so on.

The use of fuzzy systems for control problems is not new. The stabilisation of an inverted-pendulum is a complex problem requiring a nonlinear model [39]. The use of a fuzzy logic controller for a variant of the problem to stabilise an

inverted pendulum on a cart is discussed in [4], [40], [41].

There has been a growing number of studies on the control of inverted pendulum by using fuzzy logic control. Ma et al. [42] addressed the analysis and design of the fuzzy controller and the fuzzy observer on the basis of the TakagiSugeno (T-S) fuzzy model. The main contribution of the study is to improve the separation; fuzzy controller and fuzzy observer can be designed independently. Wang et al. [43] attempted a design methodology for stabilisation of non-linear system for fuzzy control utilising Takagi-Sugeno fuzzy model. Magana and Holzapfel [44] proposed an experimental setup of a fuzzy logic controller for an inverted pendulum problem using vision feedback. Ochoa et al. [45] investigated the effect of performance tuning the absolute error value of the fuzzy system to control the position of a pendulum. They used seven membership functions for the position and three membership functions for the speed. El-Bardini and Al-Nagar [46] studied a type-2 fuzzy logic controller for inverted pendulum and then compared it to a type-1 controller. The results showed that the performance of the type-2 controller was significantly improved upon the other one. Jang [47] examined temporal back propagation based self-learning fuzzy controllers. Lee and Takagi [48] built an automatic fuzzy system design method that used a genetic algorithm for the classical inverted pendulum problem. Su et al. [49] presented event-triggered fuzzy control design for the inverted pendulum system. They showed the advantages and effectiveness of the proposed design using three simulation experiments.

In this study, an ‘interpretable’ fuzzy controller for the inverted pendulum problem is proposed. The next section describes the inverted pendulum problem. Sections III and IV present how meaning is assigned to the fuzzy sets based on the concept of ‘computing with dictionary of words’. The results are provided in Section V. Finally, Section VI provides the concluding remarks.

## II. THE INVERTED PENDULUM PROBLEM

The inverted pendulum is a typical nonlinear control problem that is of importance in a range of areas, such as robotics, rockets and industrial processes [49]. The schematic diagram of inverted pendulum system is shown in Fig. 1, which consists of a cart, straight line, driving unit and pendulum [4], [7], [41], [50]. The cart can move freely to the right or left. It is assumed that there is no friction in the system [41]. It is clear that the pendulum in the upright position has an unstable balance leading to a non-linear control problem for its stabilisation. The notation for the pendulum system is given in Table I.

The closed-loop fuzzy control system for stabilising the inverted pendulum on a cart is also shown in Fig. 1

The non-linear dynamic equations of the inverted pendulum system are based on the physical laws [49]. Eqs. 1 and 2 are the differential equations used to simulate system response to controllers for the inverted pendulum.

$$\ddot{\Theta} = \frac{(p \times l \times \dot{\Theta}^2 \times \sin \Theta - F) \times \cos \Theta - g \times (M + 2p) \times \sin \Theta}{l \times (M + p \times (1 + \sin \Theta^2))} \quad (1)$$

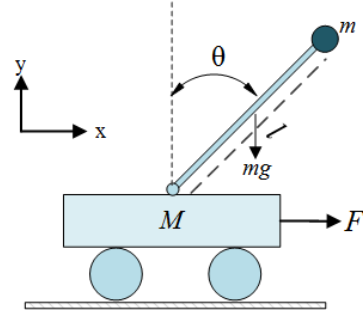


Fig. 1: The schematic diagram of inverted pendulum system on a cart.

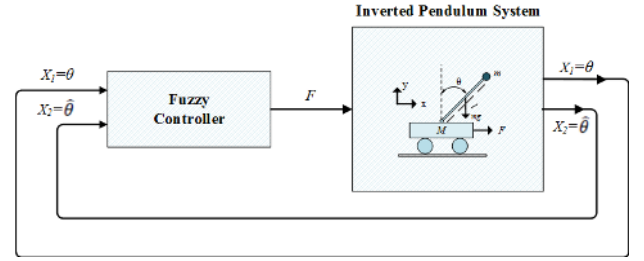


Fig. 2: The inverted pendulum closed-loop fuzzy control system.

TABLE I: The notations and descriptions of the inverted pendulum system.

Notation	Description
$M$	Mass of the cart
$p$	Mass of the pendulum
$l$	Length of the pendulum
$g$	Acceleration of gravity
$F$	Force on the cart
$\Theta$	Angle from the upright position
$\dot{\Theta}$	Angular velocity of the pendulum

$$\ddot{x} = \frac{p \times g \times \cos \Theta \times \sin \Theta + p \times l \times \dot{\Theta}^2 \times \sin \Theta + F}{M + p \times (1 + \sin \Theta^2)} \quad (2)$$

## III. THE DICTIONARY

In this paper we are interested in the interpretability of a typical engineering focused fuzzy system. To do this, we shall investigate whether fuzzy sets in this application can be replaced with fuzzy sets obtained from surveys in a general context. In doing this, we are bringing together two previously separate strands of research computing with words dictionaries [51]–[53] and fuzzy transfer learning [54]. In this section we consider the construction of a dictionary of words from interval data which can be used in to replaced the more synthetic sets in the inverted pendulum application.

In previous work [51], [52] a large scale web based survey was undertaken to obtain interval data about where people feel a set of word should placed on a somewhat arbitrary scale of [0, 10]. In this paper we shall use this data to construct a type-1 fuzzy set with a Gaussian membership function for each word

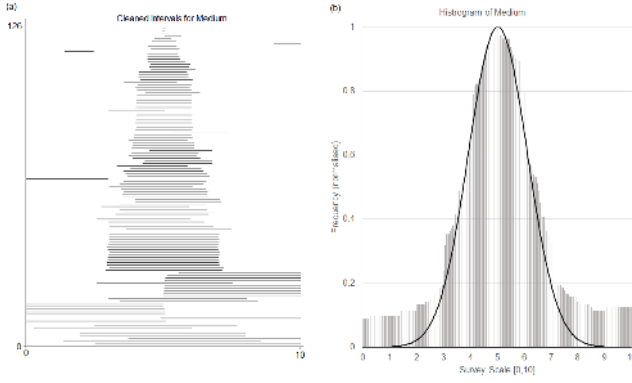


Fig. 3: The Construction of a Fuzzy Set for a Word from Interval Data. (a) The Cleaned Intervals for the Word Medium. (b) The Histogram and Fitted Gaussian Membership Function for the Word Medium.

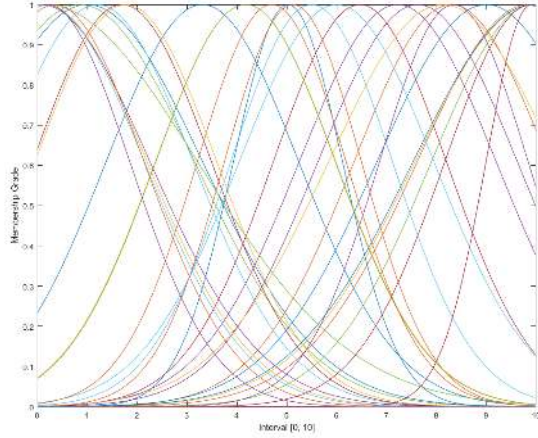


Fig. 4: The Membership Functions of the Fuzzy Sets which make up the Dictionary

in the survey data. The steps used to obtain the parameters for the membership functions were:

- 1) Clean the data using the preprocessing step given in [51].
- 2) Construct a histogram (we used a bin count of 201) for each word based on the cleaned interval data.
- 3) Calculate the mean ( $c$ ) and standard deviation ( $\sigma$ ) of this histogram.

These steps are depicted in Figure 3

This process produced a dictionary of 32 words, each modelled by a fuzzy set with a Gaussian membership function. Table II lists these 32 words with the parameters and Figure 4 depicts these fuzzy sets.

#### IV. HOW THE FUZZY SETS WERE COMPARED

In order to identify which fuzzy sets from the dictionary best match the sets from the inverted pendulum application we first transfer the dictionary to each of the three domains in the inverted pendulum system. We then identify which sets best match the exist sets.

Word	$c$	$\sigma$
A bit	1.00	2.32
A lot	8.30	1.96
A smidgen	0.15	2.06
Considerable amount	7.23	1.98
Extreme amount	9.95	2.06
Fair amount	5.50	1.63
Good amount	6.47	1.74
High amount	9.00	2.20
Huge amount	9.85	2.24
Humongous amount	9.95	2.39
Large	8.35	1.50
Little	0.85	2.31
Low amount	1.20	1.93
Maximum amount	9.90	0.91
Medium	5.03	1.10
Moderate amount	5.13	1.38
Modest amount	4.18	1.82
None to very little	0.08	2.19
Quite a bit	4.18	1.81
Sizeable	6.00	1.96
Small	1.70	1.80
Some	3.31	1.94
Some to moderate	4.70	1.50
Somewhat small	1.78	1.83
Substantial amount	7.63	2.01
Teeny-weeny	0.15	3.08
Tiny	0.15	2.01
Very high amount	9.90	1.74
Very large	9.95	2.43
Very little	0.35	1.80
Very sizeable	8.13	2.29
Very small	0.20	1.66

TABLE II: Parameters of the Fuzzy Set which make up the Dictionary.

#### A. Transferring the Dictionary

Fuzzy transfer learning [54] suggests how fuzzy sets from one context can be transferred to another. In the simplest terms this mean translating and scaling the parameters of membership function from one domain to another. In this paper, we only use Gaussian membership functions. As such the transfer of our dictionary to any other domain becomes a problem of translating and scaling values of  $c$  and scaling values of  $\sigma$ . Translating the centre of our Gaussian sets from one domain to another is trivial. We calculate the distance between the centre of each domain and move all values of  $c$  by that distance. The domain of the dictionary is  $[0, 10]$  which has a centre of 5. The first input domain in the inverted pendulum application is  $[-40, 40]$  which has a centre of 0. As such we must translate all values of  $c$  in the dictionary fuzzy sets by  $-5$ . Next the values of  $c$  and  $\sigma$  must be scaled. To do this we calculate a scaling factor as the width of the new domain over the width of the old domain. Again looking as the first input domain of the inverted pendulum application ( $[-40, 40]$ ) we see it has width of 80 whist the dictionary ( $[0, 10]$ ) has a width of 10. This gives  $80/10$  so we have a scaling factor of 8. Every value of  $c$  and  $\sigma$  must now be multiplied by this scaling factor. Consider the example set from the dictionary *medium* with parameters  $c = 5.03$  and  $\sigma = 1.10$ . In order to transfer these parameters to the domain  $[-40, 40]$  we first translate the

value of  $c$  by  $-5$  giving  $0.03$ . We then scale both  $c$  and  $\sigma$  by  $8$  giving a values of  $c = 0.24$  and  $\sigma = 8.80$ . Applying the same procedure to *Maximum amount* ( $c = 9.90$ ,  $\sigma = 0.91$  yields values of  $c = 39.20$  and  $\sigma = 7.82$ . The calculation of the new values of  $c$  and  $\sigma$  is given formally in equations 3 and 4.

$$c' = c + \left( \frac{d_e^n - d_s^n}{2} - \frac{d_e^o - d_s^o}{2} \right) \times \frac{d_e^n - d_s^n}{d_e^o - d_s^o} \quad (3)$$

where  $c'$  is the value of  $c$  after the transfer,  $d_s^n$  and  $d_e^n$  are the start and end of the new (destination) domain and  $d_s^o$  and  $d_e^o$  are the start and end of original (source) domain.

$$\sigma' = \sigma \times \frac{d_e^n - d_s^n}{d_e^o - d_s^o} \quad (4)$$

where  $\sigma'$  is the value of  $\sigma$  after the transfer.

This process yields a collection fuzzy sets transferred from the dictionary with its somewhat arbitrary domain of  $[0, 10]$  to the three domains in the invert pendulum application. When considering the values obtained from this process, it becomes clear whilst the values of  $c$  have transferred across perfectly sensibly, there is something of an issue with the values of  $\sigma$ . The values of  $\sigma$  given in the transferred dictionaries are significantly higher than those in the inverted pendulum system. Whilst we leave a discussion of the reasons for this to Section VI we now propose an additional step in the transfer process which we believe will make the transferred sets more usable. We proposed normalising the width of the transferred fuzzy sets. The method we propose for doing is simple. For each transferred domain calculate the mean  $\sigma$  value of the sets from the inverted pendulum system. scale the transferred fuzzy values of  $\sigma$  so that the mean values of  $\sigma$  match across the original and transferred sets. This is trivial to do we simply need to obtain a scaling factor for the transferred values of  $\sigma$  for each domain which gives the same value for mean  $\sigma$ . For the dictionary calculated here the respective scale factors for the domains is  $0.26$ ,  $0.37$  and  $0.20$ . Applying these scaling factors clear reduces the width of the membership functions. however we believe it is a sensible step. If we consider the area under a membership function to in some way represent the uncertainty captured by that set it makes sense to have sets being used on the same system which capture the same levels of uncertainty.

### B. Selecting Sets from the Dictionary

Our goal is to replace each set in the existing inverted pendulum application with a set from our two respective dictionaries, with and without scaled values of  $\sigma$ . To do this, we simply compute the similarity of each set in the inverted pendulum system with each set from one of our dictionaries. The set from the dictionary with the highest similarity is selected. We use the Jaccard similarity measure [55] as it gives a good measure of closeness in terms of centre and width when comparing the Gaussian membership functions. The Jaccard similarity measure is given below:

$$J_s(A, B) = \frac{p(A \cap B)}{p(A \cup B)} = \frac{\int_x \mu_{A \cap B}(x) dx}{\int_x \mu_{A \cup B}(x) dx} \quad (5)$$

where  $A$  and  $B$  and fuzzy sets and  $p(A \cap B)$  and  $p(A \cup B)$  are the cardinalities of  $A \cap B$  and  $A \cup B$  respectively. Table III gives a complete list of all membership functions used in this paper.

## V. RESULTS

In this study, a Java simulation is developed for the experiments exploring the interpretability of a fuzzy system for controlling an inverted pendulum on a cart as a case study. *Runge Kutta* method is implemented for solving the differential equations in Eqs. 1 and 2 to illustrate the system response to the controller outputs. The simulation embeds a Java library, referred to as Juzzy for modeling the fuzzy controller making fuzzy logic calculations [56]. The inverted pendulum system is designed based on the parameter settings provided in Table IV.

TABLE IV: Parameter settings of the inverted pendulum system used in the experiments.

Parameter	Description	Value
$M$	Mass of the cart	1.0 kg
$m$	Mass of the pendulum	0.1 kg
$l$	Length of the pendulum	1 m
$g$	Acceleration of gravity	9.8 m/sec <sup>2</sup>
$\Theta$	Initial angle of the pendulum	$-30^\circ$
$\dot{\Theta}$	Initial angular velocity of the pendulum	$4^\circ/\text{sec}$

Four different fuzzy controllers are implemented to compare the system response:

- $T$  is our reference fuzzy system which uses triangular membership functions [41].
- $G$  uses Gaussian membership functions that are converted from  $T$ .
- $S$  uses Gaussian membership functions that are chosen from the dictionary using the standard fuzzy transfer method.
- $SN$  similarly uses Gaussian membership functions that are chosen from the dictionary with the standard normalised fuzzy transfer method.

*Runge Kutta* based simulations are run for 12 seconds with 0.1 seconds time interval with the initial conditions given in Table IV. The system responses ( $\Theta$  and  $x(\text{position})$ ) and controller output ( $Force$ ) are illustrated in Fig. 5(a), (b) and (c), respectively.  $T$  and  $G$  use symmetric fuzzy sets which is a standard approach in almost all control problems. For example, the fuzzy set NB has  $c = 25$  while PB has  $c = -25$ , where ZO has  $c = 0$  in  $G$ . This phenomena leads to the behavior as observed in Fig. 5(a) for  $\Theta$  and  $F$  settling at 0 for  $T$  and  $G$ . However, those values are nonzero for  $S$  and  $SN$ . This is due to the fact that human use of words does not necessarily create symmetric fuzzy sets. The results show that normalisation is indeed needed in order to capture the domain characteristics as  $SN$  provides more sensible control of the pendulum as compared to  $N$ .

Original Parameters				Gaussian Version		Standard Dictionary				Normalised Dictionary			
Label	$s$	$m$	$e$	$c$	$\sigma$	$c$	$\sigma$	Word	$J_s$	$c$	$\sigma$	Word	$J_s$
NVB	-40	-40	-25	-40	5	-38.4	13.30	Very Small	0.35	-39.4	4.61	None to very little	0.96
NB	-40	-25	-10	-25	5	-37.2	14.38	Very little	0.46	-25.8	3.855	Somewhat small	0.76
N	-2	-10	0	-10	3.33	-2.4	11.98	Some to moderate	0.25	-13.52	4.08	Some	0.46
ZO	-5	0	5	0	1.66	0.2	8.79	Medium	0.19	0.2	2.31	Medium	0.72
P	0	10	20	10	3.33	1.0	11.04	Moderate amount	0.25	11.73	3.67	Good amount	0.67
PB	10	25	40	25	5	26.8	11.97	Large	0.48	25.00	4.83	Very sizeable	0.97
PVB	25	40	40	40	5	39.2	7.26	Maximum amount	0.63	39.60	5.03	Humongous amount	0.93

TABLE III: Membership Functions of all Fuzzy Sets used in this Paper.

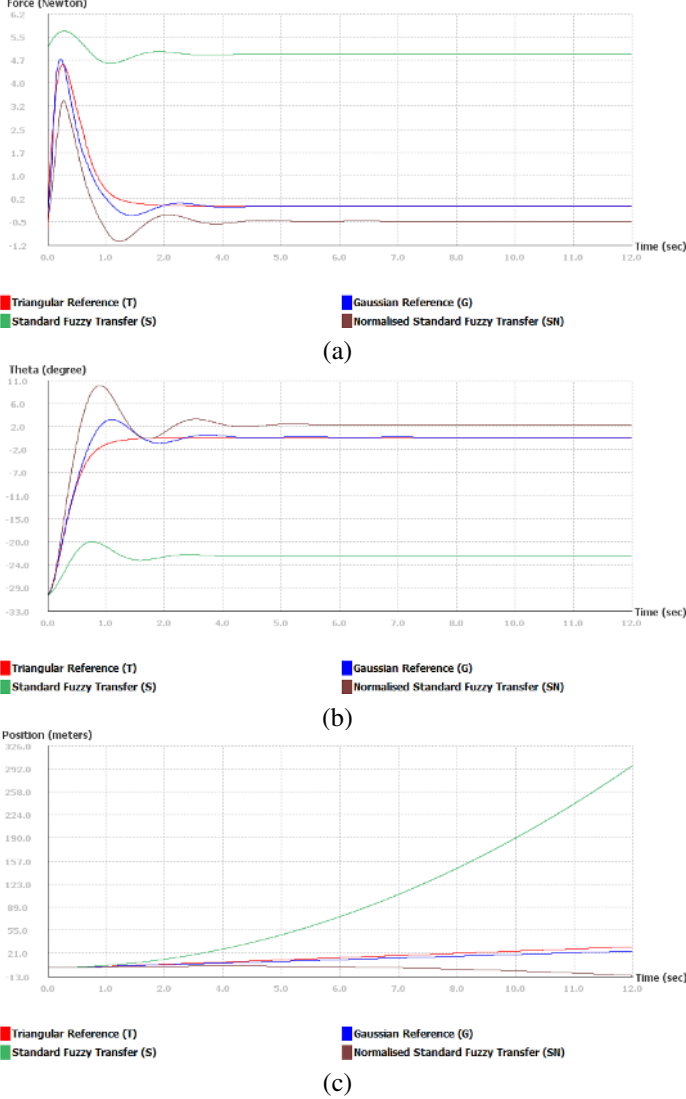


Fig. 5: Controller output: (a)  $F$  force, system response: (b)  $\Theta$  and (c) position ( $x$ ).

Root mean square error (RMSE) values (see Eq. 6) for the controller output and system responses are provided in Table V.

$$RMSE = \sqrt{\frac{1}{n} \sum_{i=1}^n (y_i - y_i^*)^2} \quad (6)$$

where  $n$  is the number of samples (taken at each time interval),  $y_i$  is  $F$ ,  $\Theta$ , or  $x$  for the  $i^{th}$  sample, and  $y_i^* = 0$ .

TABLE V: RMSE of controller output and system responses.

Controller	RMSE of $F$	RMSE of $\Theta$	RMSE of $x$
$T$	0.9125	4.9020	17.2812
$G$	0.8442	4.8627	13.7589
$S$	4.9141	22.6699	132.9342
$SN$	0.7601	5.3423	4.0910

Although they are both interpretable fuzzy sets, the performance of  $SN$  is better than  $S$  in terms of RMSE for the controller output and system responses of  $F$ ,  $\Theta$  and  $x$ . Moreover,  $SN$  employs the least force to control the inverted pendulum generating an RMSE of 0.7601 when compared to  $T$ ,  $G$  and  $S$ .

## VI. CONCLUSION

Interpretability is one of the main advantages of using a fuzzy system. However, that advantage disappears in some applications, for example, while solving control problems using a fuzzy system, since synthetic fuzzy sets are used. In this initial study, we presented an approach to make a fuzzy system more interpretable by making the fuzzy sets more ‘meaningful’ based on a dictionary and fuzzy transfer learning. We applied our approach to the well-known problem of inverted pendulum obtaining encouraging results. We will investigate the performance of the proposed approach on other real world problems and look into the trade-off between interpretability and performance.

The results from this study do present some issues when attempting to use fuzzy sets in the form of words elicited from humans in engineering applications.

Engineering application often require (at least output fuzzy sets) to have some exact central datum, in the case of the inverted pendulum a value of zero. Fuzzy sets elicited from human are highly unlikely to have this property. It would be trivial to ensure this property in the transfer process and perhaps that it is what should be done. Engineering applications also often require symmetry in the fuzzy sets, this is highly unlikely to happen using words from a dictionary such as ours.

We when look at the fuzzy set in the dictionary we note that the sets at either end of the domain have lower values of  $\sigma$  than those in the centre. It is not surprising that humans find it easier to agree about what maximum and minimum are compared to

medium. We do need to consider this fact and how we might address it when using such sets in an engineering context.

The sets in the dictionary are placed on what is essentially an arbitrary axis of  $[0, 10]$ . The level of uncertainty in these sets is unlikely to be suitable for a given engineering application. In this paper we solved this problem by matching the level of uncertainty to an existing application. Future work should consider how to achieve this when no such application exists.

## VII. ACKNOWLEDGEMENTS

We would like to acknowledge the work of Jerry Mendel and his students in the area of interval fuzzy sets which informed, and gave labels to the dictionaries used in this paper.

## REFERENCES

- [1] L. A. Zadeh, "Fuzzy logic = computing with words," *IEEE Transactions on Fuzzy Systems*, vol. 4, pp. 103–111, May 1996.
- [2] M. I. El-Hawary, A.-L. Elshafei, H. M. Emara, and H. A. A. Fattah, "Adaptive fuzzy control of the inverted pendulum problem," *IEEE Transactions on Control Systems Technology*, vol. 14, no. 6, pp. 1135–1144, 2006.
- [3] E. J. Minnaert, B. Hemmelman, and D. Dolan, *Inverted pendulum design with hardware fuzzy logic controller*. PhD thesis, South Dakota School of Mines and Technology, Rapid City, 2009.
- [4] J. Yi and N. Yubazaki, "Stabilization fuzzy control of inverted pendulum systems," *Artificial Intelligence in Engineering*, vol. 14, no. 2, pp. 153–163, 2000.
- [5] L. Hong-yu and F. Jian, "An inverted pendulum fuzzy controller design and simulation," in *Computer, Consumer and Control (IS3C), 2014 International Symposium on*, pp. 557–559, IEEE, 2014.
- [6] W. Chen and N. Theodomile, "Simulation of a triple inverted pendulum based on fuzzy control," *World Journal of Engineering and Technology*, vol. 4, no. 02, p. 267, 2016.
- [7] A. I. Roose, S. Yahya, and H. Al-Rizzo, "Fuzzy-logic control of an inverted pendulum on a cart," *Computers & Electrical Engineering*, vol. 61, pp. 31–47, 2017.
- [8] K. Furuta, M. Yamakita, and S. Kobayashi, "Swing-up control of inverted pendulum using pseudo-state feedback," *Proceedings of the Institution of Mechanical Engineers, Part I: Journal of Systems and Control Engineering*, vol. 206, no. 4, pp. 263–269, 1992.
- [9] Y.-S. Ha *et al.*, "Trajectory tracking control for navigation of the inverse pendulum type self-contained mobile robot," *Robotics and autonomous systems*, vol. 17, no. 1-2, pp. 65–80, 1996.
- [10] F. Grasser, A. D'arrigo, S. Colombi, and A. C. Rufer, "Joe: a mobile, inverted pendulum," *IEEE Transactions on industrial electronics*, vol. 49, no. 1, pp. 107–114, 2002.
- [11] A. N. K. Nasir, M. A. Ahmad, and M. F. Rahmat, "Performance comparison between lqr and pid controllers for an inverted pendulum system," in *AIP Conference Proceedings*, vol. 1052, pp. 124–128, AIP, 2008.
- [12] A. Ghosh, T. Krishnan, and B. Subudhi, "Brief paper-robust proportional-integral-derivative compensation of an inverted cart-pendulum system: an experimental study," *IET control theory & applications*, vol. 6, no. 8, pp. 1145–1152, 2012.
- [13] L. B. Prasad, B. Tyagi, and H. O. Gupta, "Optimal control of nonlinear inverted pendulum system using pid controller and lqr: performance analysis without and with disturbance input," *International Journal of Automation and Computing*, vol. 11, no. 6, pp. 661–670, 2014.
- [14] C. W. Anderson, "Learning to control an inverted pendulum using neural networks," *IEEE Control Systems Magazine*, vol. 9, no. 3, pp. 31–37, 1989.
- [15] R.-J. Wai and L.-J. Chang, "Stabilizing and tracking control of nonlinear dual-axis inverted-pendulum system using fuzzy neural network," *IEEE Transactions on Fuzzy systems*, vol. 14, no. 1, pp. 145–168, 2006.
- [16] S. Jung and S. S. Kim, "Control experiment of a wheel-driven mobile inverted pendulum using neural network," *IEEE Transactions on Control Systems Technology*, vol. 16, no. 2, pp. 297–303, 2008.
- [17] Z. Li and C. Yang, "Neural-adaptive output feedback control of a class of transportation vehicles based on wheeled inverted pendulum models," *IEEE Transactions on Control Systems Technology*, vol. 20, no. 6, pp. 1583–1591, 2012.
- [18] J. Huang, Z.-H. Guan, T. Matsuno, T. Fukuda, and K. Sekiyama, "Sliding-mode velocity control of mobile-wheeled inverted-pendulum systems," *IEEE Transactions on robotics*, vol. 26, no. 4, pp. 750–758, 2010.
- [19] S. Howmanporn and M. Parnichkun, "Control of an xy planar inverted pendulum using pso-based smc," *International Journal of Robotics & Automation*, vol. 30, no. 4, pp. 310–321, 2015.
- [20] J.-J. Wang and T. Kumbasar, "Big bang-big crunch optimized hierarchical sliding-mode control of xz inverted pendulum," *Simulation Modelling Practice and Theory*, vol. 86, pp. 25–35, 2018.
- [21] L. Feng, T. Yongchuan, and Q. Qian, "Stabilize the planar single inverted pendulum based on lqr," in *Automation and Logistics (ICAL), 2011 IEEE International Conference on*, pp. 238–242, IEEE, 2011.
- [22] J.-I. Zhang and W. Zhang, "Lqr self-adjusting based control for the planar double inverted pendulum," *Physics Procedia*, vol. 24, pp. 1669–1676, 2012.
- [23] L. Bush, "Fuzzy logic controller for the inverted pendulum problem," *IEEE Control System Magazine*, pp. 238–245, 2001.
- [24] K. Tanaka and H. O. Wang, *Fuzzy control systems design and analysis: a linear matrix inequality approach*. John Wiley & Sons, 2004.
- [25] G.-R. Yu and S.-M. Wang, "Robust fuzzy control for inverted pendulum with model uncertainty and output constraint via lmi stability analysis," in *Fuzzy Theory and its Applications (FUZZY), 2012 International Conference on*, pp. 18–23, IEEE, 2012.
- [26] R. Tanna, K. A. Mary, and V. Viswanadh, "Fuzzy control of inverted pendulum system," *i-Manager's Journal on Instrumentation & Control Engineering*, vol. 4, no. 2, p. 21, 2016.
- [27] Y. Tang, D. Zhou, and W. Jiang, "A new fuzzy-evidential controller for stabilization of the planar inverted pendulum system," *PloS one*, vol. 11, no. 8, p. e0160416, 2016.
- [28] L. A. Zadeh *et al.*, "Fuzzy sets," *Information and control*, vol. 8, no. 3, pp. 338–353, 1965.
- [29] H.-L. Bui, D.-T. Tran, and N.-L. Vu, "Optimal fuzzy control of an inverted pendulum," *Journal of vibration and control*, vol. 18, no. 14, pp. 2097–2110, 2012.
- [30] C.-C. Lee, "Fuzzy logic in control systems: fuzzy logic controller. i," *IEEE Transactions on systems, man, and cybernetics*, vol. 20, no. 2, pp. 404–418, 1990.
- [31] R. R. Yager and D. P. Filev, "Essentials of fuzzy modeling and control," *New York*, vol. 388, 1994.
- [32] J. M. Mendel, "Uncertainty, fuzzy logic, and signal processing," *Signal Processing*, vol. 80, no. 6, pp. 913–933, 2000.
- [33] C.-T. Chen, "Extensions of the topsis for group decision-making under fuzzy environment," *Fuzzy sets and systems*, vol. 114, no. 1, pp. 1–9, 2000.
- [34] N. H. Phuong and V. Kreinovich, "Fuzzy logic and its applications in medicine," *International journal of medical informatics*, vol. 62, no. 2-3, pp. 165–173, 2001.
- [35] S.-J. Chen and S.-M. Chen, "Fuzzy risk analysis based on similarity measures of generalized fuzzy numbers," *IEEE Transactions on fuzzy systems*, vol. 11, no. 1, pp. 45–56, 2003.
- [36] T. R. Payne, S. A. Rice, and W. W. Wead, "Appliance electronic control system with programmable parameters including programmable and reconfigurable fuzzy logic controller," July 15 1997. US Patent 5,647,231.
- [37] B.-R. Lin, "Analysis of neural and fuzzy-power electronic control," *IEE Proceedings-Science, Measurement and Technology*, vol. 144, no. 1, pp. 25–33, 1997.
- [38] M. L. Liu and N. V. Sahinidis, "Process planning in a fuzzy environment," *European Journal of Operational Research*, vol. 100, no. 1, pp. 142–169, 1997.
- [39] C.-S. Chen and W.-L. Chen, "Robust adaptive sliding-mode control using fuzzy modeling for an inverted-pendulum system," *IEEE Transactions on Industrial Electronics*, vol. 45, no. 2, pp. 297–306, 1998.
- [40] T. Yamakawa, "Stabilization of an inverted pendulum by a high-speed fuzzy logic controller hardware system," *Fuzzy sets and Systems*, vol. 32, no. 2, pp. 161–180, 1989.
- [41] Y. Becerikli and B. K. Celik, "Fuzzy control of inverted pendulum and concept of stability using java application," *Mathematical and Computer Modelling*, vol. 46, no. 1-2, pp. 24–37, 2007.

- [42] X.-J. Ma, Z.-Q. Sun, and Y.-Y. He, "Analysis and design of fuzzy controller and fuzzy observer," *IEEE Transactions on fuzzy systems*, vol. 6, no. 1, pp. 41–51, 1998.
- [43] H. O. Wang, K. Tanaka, and M. F. Griffin, "An approach to fuzzy control of nonlinear systems: Stability and design issues," *IEEE transactions on fuzzy systems*, vol. 4, no. 1, pp. 14–23, 1996.
- [44] M. E. Magana and F. Holzapfel, "Fuzzy-logic control of an inverted pendulum with vision feedback," *IEEE transactions on education*, vol. 41, no. 2, pp. 165–170, 1998.
- [45] G. V. Ochoa, J. D. Forero, and L. O. Quiñones, "Fuzzy control of an inverted pendulum systems in matlab/simulink," 2018.
- [46] M. El-Bardini and A. M. El-Nagar, "Interval type-2 fuzzy pid controller for uncertain nonlinear inverted pendulum system," *ISA transactions*, vol. 53, no. 3, pp. 732–743, 2014.
- [47] J.-S. Jang, "Self-learning fuzzy controllers based on temporal backpropagation," *IEEE Transactions on neural networks*, vol. 3, no. 5, pp. 714–723, 1992.
- [48] M. A. Lee and H. Takagi, "Integrating design stage of fuzzy systems using genetic algorithms," in *Fuzzy Systems, 1993., Second IEEE International Conference on*, pp. 612–617, IEEE, 1993.
- [49] X. Su, F. Xia, J. Liu, and L. Wu, "Event-triggered fuzzy control of nonlinear systems with its application to inverted pendulum systems," *Automatica*, vol. 94, pp. 236–248, 2018.
- [50] J. Wu and Z. Wang, "Research on fuzzy control of inverted pendulum," in *Instrumentation, Measurement, Computer, Communication and Control, 2011 First International Conference on*, pp. 868–871, IEEE, 2011.
- [51] D. Wu, J. M. Mendel, and S. Coupland, "Enhanced interval approach for encoding words into interval type-2 fuzzy sets and its convergence analysis," *IEEE Transactions on Fuzzy Systems*, vol. 20, no. 3, pp. 499–513, 2012.
- [52] S. Coupland, J. M. Mendel, and D. Wu, "Enhanced interval approach for encoding words into interval type-2 fuzzy sets and convergence of the word focus," in *International Conference on Fuzzy Systems*, pp. 1–8, IEEE, 2010.
- [53] F. Liu and J. M. Mendel, "Encoding words into interval type-2 fuzzy sets using an interval approach," *IEEE transactions on fuzzy systems*, vol. 16, no. 6, pp. 1503–1521, 2008.
- [54] J. Shell and S. Coupland, "Fuzzy transfer learning: Methodology and application," *Information Sciences*, vol. 293, pp. 59–79, 2015.
- [55] P. Jaccard, "Nouvelles recherches sur la distribution florale," *Bull. Soc. Vaud. Sci. Nat.*, vol. 44, pp. 223–270, 1908.
- [56] C. Wagner, "Juzzy-a java based toolkit for type-2 fuzzy logic," in *Advances in Type-2 Fuzzy Logic Systems (T2FUZZ), 2013 IEEE Symposium on*, pp. 45–52, IEEE, 2013.