

2021

Accurate Determination of the Neutron Skin Thickness of ^{208}Pb

D. Adhikari

H. Albataineh

D. Androic

F. Hauenstein

Old Dominion University, fhauenst@odu.edu

M.N.H. Rashad

Old Dominion University

See next page for additional authors

Follow this and additional works at: https://digitalcommons.odu.edu/physics_fac_pubs

 Part of the [Nuclear Commons](#)

Original Publication Citation

Adhikari, D., Albataineh, H., Androic, Zhang, W., Zhang, J., Zheng, X., et al., PREX Collaboration (2021).

Accurate determination of the neutron skin thickness of ^{208}Pb through parity-violation in electron scattering. *Physical Review Letters*, 126(17), 1-7, Article 172502. <https://doi.org/10.1103/PhysRevLett.126.172502>

This Article is brought to you for free and open access by the Physics at ODU Digital Commons. It has been accepted for inclusion in Physics Faculty Publications by an authorized administrator of ODU Digital Commons. For more information, please contact digitalcommons@odu.edu.

Authors

D. Adhikari, H. Albataineh, D. Androic, F. Hauenstein, M.N.H. Rashad, W. Zhang, J. Zhang, and X. Zheng

Accurate Determination of the Neutron Skin Thickness of ^{208}Pb through Parity-Violation in Electron Scattering

D. Adhikari,¹ H. Albataineh,² D. Androic,³ K. Aniol,⁴ D. S. Armstrong,⁵ T. Averett,⁵ C. Ayerbe Gayoso,⁵ S. Barcus,⁶ V. Bellini,⁷ R. S. Beminiwattha,⁸ J. F. Benesch,⁶ H. Bhatt,⁹ D. Bhatta Pathak,⁸ D. Bhetuwal,⁹ B. Blaikie,¹⁰ Q. Campagna,⁵ A. Camsonne,⁶ G. D. Cates,¹¹ Y. Chen,⁸ C. Clarke,¹² J. C. Cornejo,¹³ S. Covrig Dusa,⁶ P. Datta,¹⁴ A. Deshpande,^{12,15} D. Dutta,⁹ C. Feldman,¹² E. Fuchey,¹⁴ C. Gal,^{12,11,15} D. Gaskell,⁶ T. Gautam,¹⁶ M. Gericke,¹⁰ C. Ghosh,^{17,12} I. Halilovic,¹⁰ J.-O. Hansen,⁶ F. Hauenstein,¹⁸ W. Henry,¹⁹ C. J. Horowitz,²⁰ C. Jantzi,¹¹ S. Jian,¹¹ S. Johnston,¹⁷ D. C. Jones,¹⁹ B. Karki,²¹ S. Katugampola,¹¹ C. Keppel,⁶ P. M. King,²¹ D. E. King,²² M. Knauss,²³ K. S. Kumar,¹⁷ T. Kutz,¹² N. Lashley-Colthirst,¹⁶ G. Leverick,¹⁰ H. Liu,¹⁷ N. Liyange,¹¹ S. Malace,⁶ R. Mammei,²⁴ J. Mammei,¹⁰ M. McCaughan,⁶ D. McNulty,¹ D. Meekins,⁶ C. Metts,⁵ R. Michaels,⁶ M. M. Mondal,^{12,15} J. Napolitano,¹⁹ A. Narayan,²⁵ D. Nikolaev,¹⁹ M. N. H. Rashad,¹⁸ V. Owen,⁵ C. Palatchi,^{11,15} J. Pan,¹⁰ B. Pandey,¹⁶ S. Park,¹² K. D. Paschke,^{11,*} M. Petrusky,¹² M. L. Pitt,²⁶ S. Premathilake,¹¹ A. J. R. Puckett,¹⁴ B. Quinn,¹³ R. Radloff,²¹ S. Rahman,¹⁰ A. Rathnayake,¹¹ B. T. Reed,²⁰ P. E. Reimer,²⁷ R. Richards,¹² S. Riordan,²⁷ Y. Roblin,⁶ S. Seeds,¹⁴ A. Shahinyan,²⁸ P. Souder,²² L. Tang,^{6,16} M. Thiel,²⁹ Y. Tian,²² G. M. Urciuoli,³⁰ E. W. Wertz,⁵ B. Wojtsekhowski,⁶ B. Yale,⁵ T. Ye,¹² A. Yoon,³¹ A. Zec,¹¹ W. Zhang,¹² J. Zhang,^{12,15,32} and X. Zheng¹¹

(PREX Collaboration)

¹Idaho State University, Pocatello, ID 83209, USA

²Texas A & M University—Kingsville, Kingsville, TX 78363, USA

³University of Zagreb, Faculty of Science

⁴California State University, Los Angeles, Los Angeles, California 90032, USA

⁵William & Mary, Williamsburg, Virginia 23185, USA

⁶Thomas Jefferson National Accelerator Facility, Newport News, Virginia 23606, USA

⁷Istituto Nazionale di Fisica Nucleare, Sezione di Catania, 95123 Catania, Italy

⁸Louisiana Tech University, Ruston, LA 71272 USA

⁹Mississippi State University, Mississippi State, MS 39762, USA

¹⁰University of Manitoba, Winnipeg, MB R3T2N2 Canada

¹¹University of Virginia, Charlottesville, VA 22904, USA

¹²Stony Brook, State University of New York, NY 11794, USA

¹³Carnegie Mellon University, Pittsburgh, Pennsylvania 15213, USA

¹⁴University of Connecticut, Storrs, CT 06269, USA

¹⁵Center for Frontiers in Nuclear Science, NY 11794, USA

¹⁶Hampton University, Hampton, Virginia 23668, USA

¹⁷University of Massachusetts Amherst, Amherst, Massachusetts 01003, USA

¹⁸Old Dominion University, Norfolk, Virginia 23529, USA

¹⁹Temple University, Philadelphia, PA 19122, USA

²⁰Indiana University, Bloomington, Indiana 47405, USA

²¹Ohio University, Athens, Ohio 45701, USA

²²Syracuse University, Syracuse, New York 13244, USA

²³Duquesne University, 600 Forbes Avenue, Pittsburgh, PA 15282, USA

²⁴University of Winnipeg, Winnipeg, MB R3B2E9 Canada

²⁵Veer Kunwar Singh University, India

²⁶Virginia Tech, Blacksburg, Virginia 24061, USA

²⁷Physics Division, Argonne National Laboratory, Lemont, IL 60439

²⁸A. I. Alikhanyan National Science Laboratory (Yerevan Physics Institute), Yerevan 0036, Armenia

²⁹Institut für Kernphysik, Johannes Gutenberg-Universität, Mainz 55122, Germany

³⁰INFN—Sezione di Roma, I-00185, Rome, Italy

³¹Christopher Newport University, Newport News, Virginia 23606, USA

³²Shandong University, Qingdao, Shandong 266237, China



(Received 22 February 2021; accepted 22 March 2021; published 27 April 2021)

We report a precision measurement of the parity-violating asymmetry A_{PV} in the elastic scattering of longitudinally polarized electrons from ^{208}Pb . We measure $A_{\text{PV}} = 550 \pm 16(\text{stat}) \pm 8(\text{syst})$ parts per billion, leading to an extraction of the neutral weak form factor $F_W(Q^2 = 0.00616 \text{ GeV}^2) = 0.368 \pm 0.013$. Combined with our previous measurement, the extracted neutron skin thickness is $R_n - R_p = 0.283 \pm 0.071 \text{ fm}$. The result also yields the first significant direct measurement of the interior weak density of ^{208}Pb : $\rho_W^0 = -0.0796 \pm 0.0036(\text{exp}) \pm 0.0013(\text{theo}) \text{ fm}^{-3}$ leading to the interior baryon density $\rho_b^0 = 0.1480 \pm 0.0036(\text{exp}) \pm 0.0013(\text{theo}) \text{ fm}^{-3}$. The measurement accurately constrains the density dependence of the symmetry energy of nuclear matter near saturation density, with implications for the size and composition of neutron stars.

DOI: 10.1103/PhysRevLett.126.172502

The equation of state (EOS) of nuclear matter [1–5] underlies the structure and stability of atomic nuclei, the formation of the elements, whether stars collapse into neutron stars or black holes, and the structure of neutron stars themselves. It is remarkable that the physics of systems that vary in size by 18 orders of magnitude are governed by the same EOS.

Observed properties of the full range of atomic nuclei, characterized by a nearly constant central density, provides critical input to the EOS which is in turn applied to infer the properties of neutron stars, first discovered by Jocelyn Bell Burnell [6]. The EOS has been used to rule out the possibility that the recently observed 2.6 solar mass object is a neutron star [7,8], and could be used to infer evidence of new forms of nuclear matter, such as the presence of a significant nonzero strangeness component in the neutron star interior [9,10].

Additional constraints to the EOS are obtained from detailed studies of neutron star properties (such as size, structure, and cooling). For example, the NICER x-ray telescope has determined a pulsar radius to better than 10% [11], and gravitational wave data from LIGO from a neutron star merger event has constrained neutron star tidal deformability [12–18].

The extensive data on atomic nuclei used by EOS models do not yet constrain one critical EOS parameter, namely L , the density dependence of the symmetry energy. Recent progress with chiral effective field theory has improved theoretical constraints on L [19]. A promising avenue to obtain experimental constraints utilizes the strong correlation between L and the neutron skin thickness in heavy nuclei $R_n - R_p$, that is the difference between the rms radii of the neutron and proton distributions. Precise data on R_p are available but numerous experimental methods to determine R_n suffer from uncontrolled uncertainties due to hadron dynamics [5].

A more accurately interpretable method is to measure the neutral weak form factor F_W in elastic electron- ^{208}Pb scattering, exploiting the significantly larger coupling of the Z^0 boson to neutrons compared to protons [20,21] to achieve an accurate R_n extraction. Such measurements can provide insights into the dependence of the symmetry

energy on three-nucleon interactions [22] and its role in relativistic heavy-ion collisions [23]. Weak form factors of heavy nuclei lead to a more direct extraction of the nuclear central density, which is governed by multinucleon interactions [24] and may ultimately bridge to quantum chromodynamics [25]. Well-determined nuclear weak form factors can improve the sensitivity of dark matter searches [26] and tests of neutrino-quark neutral current couplings via measurements of coherent elastic neutrino-nuclear scattering [27].

A precise F_W extraction can be accomplished by measuring the parity-violating asymmetry A_{PV} in longitudinally polarized elastic electron scattering off ^{208}Pb nuclei:

$$A_{\text{PV}} = \frac{\sigma_R - \sigma_L}{\sigma_R + \sigma_L} \approx \frac{G_F Q^2 |Q_W| F_W(Q^2)}{4\sqrt{2}\pi\alpha Z F_{\text{ch}}(Q^2)}, \quad (1)$$

where $\sigma_L(\sigma_R)$ is the cross section for the scattering of left (right) handed electrons from ^{208}Pb , G_F is the Fermi coupling constant, F_{ch} is the charge form factor [28], and Q_W is the weak charge of ^{208}Pb . The practical application of this formula requires the inclusion of Coulomb distortions [29] and experimental parameter optimization such that a single kinematic point yields a precise R_n determination [21]. The first measurement of $A_{\text{PV}}^{\text{meas}}$ for ^{208}Pb was published in 2012 [30] (PREX-1); here we report a new result (PREX-2) with greatly improved precision.

The measurement technique [31] is driven by the requirement to measure a small asymmetry, and consequently the need to measure a high scattered electron flux. At the optimized kinematic point, A_{PV} is on the level of half a part per million. Elastically scattered electrons are isolated by a magnetic spectrometer and the high (multi-GHz) rates are measured through analog integration of detector signals. $A_{\text{PV}}^{\text{meas}}$ is the fractional change in detected signal between right- and left-handed electrons, repeatedly measured in short time periods using a rapid helicity flip.

The data measuring $A_{\text{PV}}^{\text{meas}}$ totaled 114 Coulombs of charge from a 953 MeV electron beam on a diamond-lead-diamond sandwich target at an average current of 70 μA in experimental Hall A [32] at Thomas Jefferson

National Accelerator Facility (JLab). The average thicknesses of the diamond and lead foils, each known to better than 5% accuracy, were 90 mg/cm² and 625 mg/cm², respectively. The scattered electrons that passed the acceptance-defining collimator at the entrance of each High Resolution Spectrometer (HRS) [32] were momentum analyzed and focused by three magnetic quadrupoles and a dipole. Both the left and right HRS were equipped with identical detector packages and were positioned at their most forward angle $\approx 12.5^\circ$. A septum magnet pair extended the reach of the spectrometers to the average desired laboratory scattering angle of $\approx 5^\circ$. The spectrometer achieved a momentum resolution of 0.6 MeV, ensuring that the detector intercepted only elastic events; the closest inelastic state at 2.6 MeV was ≈ 0.5 MeV from the detector edge. The independent measurements in the left and right HRS were combined with equal statistical weight.

Individual asymmetries are formed from 33 ms quartet or octet sequences of beam helicity, depending on the frequency of helicity reversal (either 120 or 240 Hz) created by a Pockels cell (PC) [33] in the polarized source. The first helicity sign in the sequence was chosen pseudorandomly, with the rest determined to form either a $+-+--$ or $+-+-+--$ flip sequence or its complement, ensuring cancellation of 60 Hz power line noise. A blinding offset was added to each sequence asymmetry during decoding and maintained throughout the analysis. The dataset contained a little over 50 million such sequences.

Approximately every eight hours, a half-wave plate (HWP) in the injector laser setup was toggled IN or OUT, facilitating a complete asymmetry sign reversal with no other change. The data taken between each such reversal were combined into “slugs.” Furthermore, spin manipulation in the injector beam line (using the “double-Wien” [33]) was changed twice during the run to add a 180° precession, thereby flipping the measured asymmetry sign. With approximately equal amounts of data at each HWP/Wien state combination, these slow reversals provided critical additional cancellation of potential sources of spurious asymmetries.

The scattering angle was calibrated using the difference in nuclear recoil between scattering from hydrogen and heavier nuclei in a water target, with tracks measured using the vertical drift chambers in the HRS [32]. The rate-averaged scattering angle was determined to be $4.71 \pm 0.02^\circ$ and $4.67 \pm 0.02^\circ$ for the left and right HRS, respectively, with a four-momentum transfer squared, averaged over the combined acceptance, of $\langle Q^2 \rangle = 0.00616 \pm 0.00005$ GeV².

The beam current was monitored with three radio frequency (rf) cavity beam current monitors (BCMs). The integrated charge asymmetry between positive and negative helicity bunches was determined every 7.5 seconds, and fed back to a control system which used the injector PC to minimize this quantity. The cumulative

TABLE I. Corrections and systematic uncertainties to extract A_{PV}^{meas} listed on the bottom row with its statistical uncertainty.

Correction	Absolute [ppb]	Relative [%]
Beam asymmetry	-60.4 ± 3.0	11.0 ± 0.5
Charge correction	20.7 ± 0.2	3.8 ± 0.0
Beam polarization	56.8 ± 5.2	10.3 ± 1.0
Target diamond foils	0.7 ± 1.4	0.1 ± 0.3
Spectrometer rescattering	0.0 ± 0.1	0.0 ± 0.0
Inelastic contributions	0.0 ± 0.1	0.0 ± 0.0
Transverse asymmetry	0.0 ± 0.3	0.0 ± 0.1
Detector nonlinearity	0.0 ± 2.7	0.0 ± 0.5
Angle determination	0.0 ± 3.5	0.0 ± 0.6
Acceptance function	0.0 ± 2.9	0.0 ± 0.5
Total correction	17.7 ± 8.2	3.2 ± 1.5
A_{PV}^{meas} and statistical error	550 ± 16	100.0 ± 2.9

charge correction was 20.7 ± 0.2 parts per billion (ppb). This was cross-checked to be consistent among the multiple BCMs, with a sensitivity significantly better than the ultimate A_{PV}^{meas} statistical uncertainty. The beam trajectory throughout the accelerator complex was monitored using rf beam position monitors. Careful configuration of the polarized electron source ensured that the helicity-correlated difference in the electron beam trajectory was small: ≈ 1 nm in beam position and ≈ 1 ppb in beam energy averaged over the entire dataset.

The scattered electrons were detected by two identical thin fused-silica tiles ($16 \times 3.5 \times 0.5$ cm³) in each spectrometer. With the long side of each tile oriented along the dispersive direction, approximately 7 cm was used to sample the elastically scattered electrons. The rest of the tile was a light guide to the photomultiplier tube (PMT) on the high-energy side of the elastic peak and contributed negligible background rate. The large scattered flux (≈ 2.2 GHz per arm) made it impractical to count individual pulses; the integrated PMT response over each helicity period provided an adequate relative measure. The PMT and beam monitor signals were integrated and digitized by 18-bit sampling ADCs originally built for the Qweak experiment [34].

The effects of beam trajectory and energy fluctuations on the detected flux were calibrated and checked using two techniques: regression over the intrinsic jitter in the beam parameters, and a dedicated, intermittent system which employed air-core dipole magnets and an rf acceleration cavity to create 15 Hz modulations of beam trajectory or energy. The dedicated calibration system was activated several times an hour throughout the data collection period.

Table I lists the necessary corrections and their systematic uncertainties to extract $A_{PV}^{\text{meas}} = 550$ ppb from the full dataset of 96 slugs.

The beam asymmetry correction accounts for helicity-correlated fluctuations in the beam trajectory (position and angle in two transverse coordinates) and energy. A set of

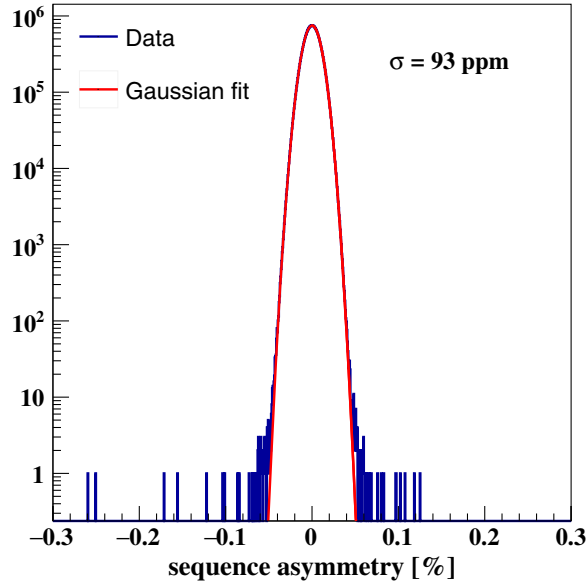


FIG. 1. Distribution of 30 million asymmetries measured over 1/30 s sequences formed with 240 Hz helicity flips. Only data taken with a beam current near to 70 μ A is included.

six beam position monitors measured the transverse coordinates at locations of varying energy dispersion. The correction was calculated using a regression analysis over all measured coordinates, constrained to be consistent with the dedicated modulation data, thus optimizing precision while accounting for instrumental correlated noise and resolution. The corrections were consistent throughout the dataset, and for the grand average, with the alternative (but less precise) methods based on only regression or direct modulation-calibrated sensitivities.

The asymmetry data are free from any unanticipated bias as can be seen in Fig. 1, which shows the distribution after beam corrections of the sequence asymmetry for data collected with 240 Hz flip rate and 70 μ A beam current ($\approx 62\%$ of the statistics). The remarkably high level of agreement between the data and the normal distribution fit over five orders of magnitude is achieved without the application of a single helicity-correlated data quality cut on any measured parameter.

The cumulative beam asymmetry correction was -60.4 ± 3.0 ppb, where the systematic uncertainty results from assuming a 3% uncorrelated uncertainty in the correction from each of the five beam parameters, consistent with cross-checks among various regression and beam-modulation analyses.

The beam-corrected asymmetry data are dominated by statistical fluctuations around a single mean, as demonstrated in Fig. 2. This plot shows the deviations from the grand average asymmetry for all 5084 ≈ 5 -minute data segments, with each entry normalized to its own statistical uncertainty of ≈ 1 ppm. The data describe a normal distribution with unit variance and zero mean, as expected.

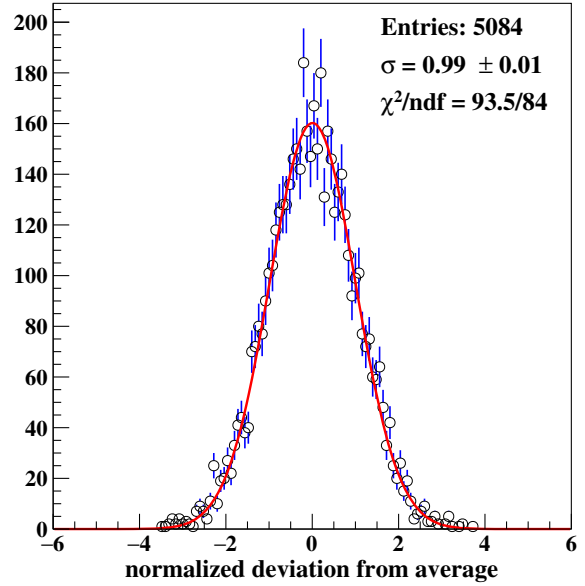


FIG. 2. Distribution of normalized deviations from the average (blue) for ≈ 5 -minute asymmetry datasets after beam corrections, compared to a Gaussian fit (red).

The beam-corrected asymmetry A_{corr} must be further corrected for the beam polarization (P_b), and the background dilutions (f_i) and asymmetries (A_i) to obtain $A_{\text{PV}}^{\text{meas}}$:

$$A_{\text{PV}}^{\text{meas}} = \frac{1}{P_b} \frac{A_{\text{corr}} - P_b \sum_i A_i f_i}{1 - \sum_i f_i}. \quad (2)$$

The degree of longitudinal polarization P_b of the electron beam was maximized at the beginning of data taking using the injector Mott polarimeter [35]. It was periodically measured just in front of the target using a Møller polarimeter [32,36] in dedicated low current runs that were interspersed throughout the data taking period. The average beam polarization result was $(89.7 \pm 0.8)\%$. The determination of the polarimeter target foil polarization was the largest contribution to the uncertainty (0.6%).

The main background corrections are also listed in Table I. The largest dilution ($f_c = 6.3 \pm 0.5\%$) was due to the diamond foils, though the correction was small: A_{PV} for ^{12}C and ^{208}Pb are numerically similar. The effect of a tiny amount of scattering from magnetized pole tips in the spectrometer was found to be negligible. A 0.26 ppb systematic uncertainty accounted for a possible imperfect cancellation from a residual transverse electron beam polarization component; no correction was applied.

The linear response of the integrated detector signal was demonstrated to be better than 0.5% in a bench test using a calibration system with multiple light sources. The linearity of the detector response was also monitored throughout the data taking period by comparison with BCM measurements of beam current fluctuations. The resulting systematic uncertainty was 2.7 ppb; no correction was applied.

TABLE II. $A_{\text{PV}}^{\text{meas}}$ for different HWP-Wien state combinations.

HWP/Wien	A_{corr} sign	$A_{\text{PV}}^{\text{meas}}$ [ppb]	χ^2	#slugs
IN/Left	—	540.7 ± 29.9	46.9	27
OUT/Left	+	598.8 ± 29.1	31.6	29
IN/Right	+	506.2 ± 34.1	18.3	19
OUT/Right	—	536.4 ± 37.7	16.0	21

As a final sensitive test for unknown systematic effects, the data were separated into four time periods depending on the sign of the HWP and double-Wien states. The results are statistically consistent, as summarized in Table II. The χ^2 for averaging over the slugs in each configuration is shown.

For a direct comparison of the measurement to theoretical predictions one must convolve the predicted asymmetry variation with the acceptance of the spectrometers:

$$\langle A_{\text{PV}} \rangle = \frac{\int d\theta \sin \theta A(\theta) \frac{d\sigma}{d\Omega} \epsilon(\theta)}{\int d\theta \sin \theta \frac{d\sigma}{d\Omega} \epsilon(\theta)}, \quad (3)$$

where $d\sigma/d\Omega$ is the differential cross section and $A(\theta)$ is the modeled parity violating asymmetry as a function of scattering angle. The acceptance function $\epsilon(\theta)$ is defined as the relative probability for an elastically scattered electron to make it to the detector [37]. The systematic uncertainty in $\epsilon(\theta)$ was determined using a simulation that took into account initial and final state radiation and multiple scattering.

Our final results for $A_{\text{PV}}^{\text{meas}}$ and F_W with the acceptance described by $\epsilon(\theta)$ and $\langle Q^2 \rangle = 0.00616 \text{ GeV}^2$ are

$$A_{\text{PV}}^{\text{meas}} = 550 \pm 16 (\text{stat}) \pm 8 (\text{syst}) \text{ ppb}$$

$$F_W(\langle Q^2 \rangle) = 0.368 \pm 0.013 (\text{exp}) \pm 0.001 (\text{theo}),$$

where the experimental uncertainty in F_W includes both statistical and systematic contributions.

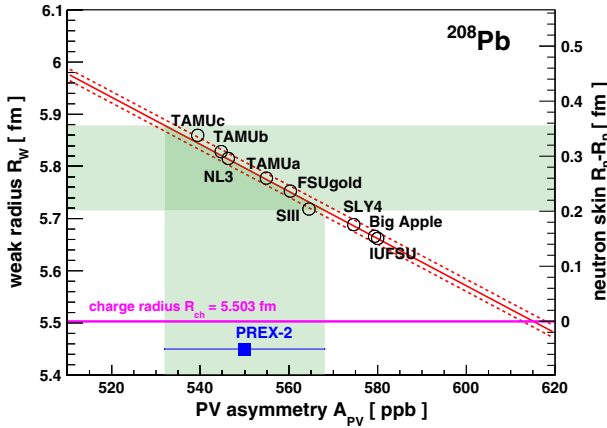


FIG. 3. Extraction of the weak radius (left vertical axis) or neutron skin (right vertical axis) for the ^{208}Pb nucleus. R_{ch} [46] is shown for comparison.

The correlation between A_{PV} and the ^{208}Pb weak radius R_W is obtained by plotting the predictions for these two quantities from a sampling of theoretical calculations [8,40–45], as shown in Fig. 3, along with the green band highlighting $A_{\text{PV}}^{\text{meas}}$ and its $1\text{-}\sigma$ experimental uncertainty.

Single nucleon weak form factors are folded with point nucleon radial densities to arrive at the weak density distribution $\rho_W(r)$, using $Q_W = -117.9 \pm 0.3$ which incorporates one-loop radiative corrections including γ -Z box contributions [47–50] as an overall constraint. The correlation slope in Fig. 3 is determined by fitting $\rho_W(r)$ as a two-parameter Fermi function over a large variety of relativistic and nonrelativistic density functional models, determining for each model a size consistent with R_W and a surface thickness a . This also determines the small model uncertainty, shown in Fig. 3 (dashed red lines), corresponding to the range of a [24,37,51].

Projecting to the model correlation to determine the weak radius or alternatively the neutron skin (left and right vertical axes, respectively), the PREX-2 results are

$$R_W = 5.795 \pm 0.082(\text{exp}) \pm 0.013(\text{theo}) \text{ fm}$$

$$R_n - R_p = 0.278 \pm 0.078(\text{exp}) \pm 0.012(\text{theo}) \text{ fm}.$$

The normalization constant in the Fermi-function form of $\rho_W(r)$ used to extract R_W is a measure of the ^{208}Pb interior weak density [37]:

$$\rho_W^0 = -0.0798 \pm 0.0038 (\text{exp}) \pm 0.0013 (\text{theo}) \text{ fm}^{-3}.$$

Combined with the well-measured interior charge density, the interior baryon density determined solely from the PREX-2 data is $\rho_b^0 = 0.1482 \pm 0.0040 \text{ fm}^{-3}$ (combining experimental and theoretical uncertainties).

This result is consistent with the results from the PREX-1 measurement, which found $R_n - R_p = 0.30 \pm 0.18 \text{ fm}$ [52]. Table III summarizes nuclear properties of ^{208}Pb from the combined PREX-1 and PREX-2 results, including a 4σ determination of the neutron skin.

Exploiting the strong correlation between $R_n - R_p$ and the density dependence of the symmetry energy L , the PREX result implies a stiff symmetry energy ($L = 106 \pm 37 \text{ MeV}$ [53]), with important implications for critical neutron star observables. Figure 4 shows the inferred radial dependence

TABLE III. PREX-1 and -2 combined experimental results for ^{208}Pb . Uncertainties include both experimental and theoretical contributions.

^{208}Pb Parameter	Value
Weak radius (R_W)	$5.800 \pm 0.075 \text{ fm}$
Interior weak density (ρ_W^0)	$-0.0796 \pm 0.0038 \text{ fm}^{-3}$
Interior baryon density (ρ_b^0)	$0.1480 \pm 0.0038 \text{ fm}^{-3}$
Neutron skin ($R_n - R_p$)	$0.283 \pm 0.071 \text{ fm}$

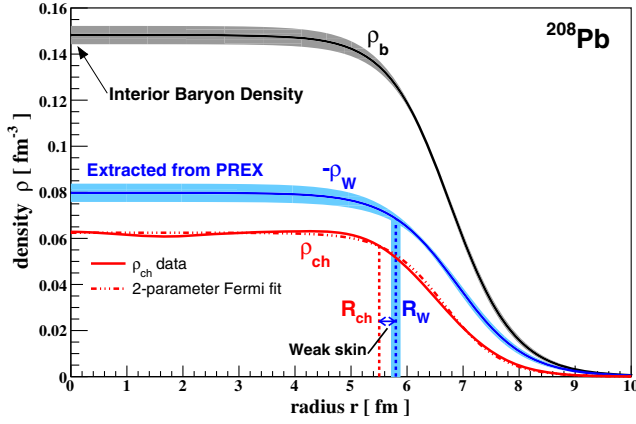


FIG. 4. ^{208}Pb weak and baryon densities from the combined PREX datasets, with uncertainties shaded. The charge density [46] is also shown.

of the ^{208}Pb charge, weak and total baryon densities together with their uncertainty bands. The precise 2.5% determination of ρ_b^0 for ^{208}Pb will facilitate a sensitive examination of its close relationship to the nuclear saturation density [24].

After the ^{208}Pb run, data were also collected to measure $A_{\text{PV}}^{\text{meas}}$ for ^{48}Ca (CREX) [54]. The improved systematic control of helicity correlated beam asymmetries and several other PREX experimental innovations will inform the design of future projects MOLLER [55] and SoLID [56] at JLab measuring fundamental electroweak couplings, as well as a more precise ^{208}Pb radius experimental proposal at Mainz [5,57].

We thank the entire staff of JLab for their efforts to develop and maintain the polarized beam and the experimental apparatus, and acknowledge the support of the U.S. Department of Energy, the National Science Foundation and NSERC (Canada). This material is based upon the work supported by the U.S. Department of Energy, Office of Science, Office of Nuclear Physics Contract No. DE-AC05-06OR23177.

*paschke@virginia.edu

- [1] S. J. Novario, G. Hagen, G. R. Jansen, and T. Papenbrock, Charge radii of exotic neon and magnesium isotopes, *Phys. Rev. C* **102**, 051303(R) (2020).
- [2] H. Shen, F. Ji, J. Hu, and K. Sumiyoshi, Effects of symmetry energy on equation of state for simulations of core-collapse supernovae and neutron-star mergers, *Astrophys. J.* **891**, 148 (2020).
- [3] C. Horowitz, Neutron rich matter in the laboratory and in the heavens after GW170817, *Ann. Phys. (Amsterdam)* **411**, 167992 (2019).
- [4] J.-B. Wei, J.-J. Lu, G. Burgio, Z. Li, and H.-J. Schulze, Are nuclear matter properties correlated to neutron star observables? *Eur. Phys. J. A* **56**, 63 (2020).

- [5] M. Thiel, C. Sfienti, J. Piekarewicz, C. Horowitz, and M. Vanderhaeghen, Neutron skins of atomic nuclei: Per aspera ad astra, *J. Phys. G* **46**, 093003 (2019).
- [6] A. Hewish, S. Bell, J. Pilkington, P. Scott, and R. Collins, Observation of a rapidly pulsating radio source, *Nature (London)* **217**, 709 (1968).
- [7] R. Abbott *et al.* (LIGO Scientific and Virgo Collaborations), GW190814: Gravitational waves from the coalescence of a 23 solar mass black hole with a 2.6 solar mass compact object, *Astrophys. J. Lett.* **896**, L44 (2020).
- [8] F. J. Fattoyev, C. J. Horowitz, J. Piekarewicz, and B. Reed, GW190814: Impact of a 2.6 solar mass neutron star on nucleonic equations of state, *Phys. Rev. C* **102**, 065805 (2020).
- [9] L. Tolos and L. Fabbietti, Strangeness in nuclei and neutron stars, *Prog. Part. Nucl. Phys.* **112**, 103770 (2020).
- [10] M. Fortin, A. R. Raduta, S. Avancini, and C. Providência, Relativistic hypernuclear compact stars with calibrated equations of state, *Phys. Rev. D* **101**, 034017 (2020).
- [11] T. E. Riley *et al.*, A NICER view of PSR J0030 + 0451: Millisecond pulsar parameter estimation, *Astrophys. J. Lett.* **887**, L21 (2019).
- [12] K. Chatziioannou, Neutron star tidal deformability and equation of state constraints, *Gen. Relativ. Gravit.* **52**, 109 (2020).
- [13] Y. Zhang, M. Liu, C.-J. Xia, Z. Li, and S. K. Biswal, Constraints on the symmetry energy and its associated parameters from nuclei to neutron stars, *Phys. Rev. C* **101**, 034303 (2020).
- [14] H. Güven, K. Bozkurt, E. Khan, and J. Margueron, Multimessenger and multiphysics Bayesian inference for the GW170817 binary neutron star merger, *Phys. Rev. C* **102**, 015805 (2020).
- [15] L. Baiotti, Gravitational waves from neutron star mergers and their relation to the nuclear equation of state, *Prog. Part. Nucl. Phys.* **109**, 103714 (2019).
- [16] J. Piekarewicz and F. Fattoyev, Neutron rich matter in heaven and on Earth, *Phys. Today* **72**, 7, 30 (2019).
- [17] M. Tsang, W. Lynch, P. Danielewicz, and C. Tsang, Symmetry energy constraints from GW170817 and laboratory experiments, *Phys. Lett. B* **795**, 533 (2019).
- [18] M. Fasano, T. Abdelsalhin, A. Maselli, and V. Ferrari, Constraining the Neutron Star Equation of State Using Multiband Independent Measurements of Radii and Tidal Deformabilities, *Phys. Rev. Lett.* **123**, 141101 (2019).
- [19] C. Drischler, R. J. Furnstahl, J. A. Melendez, and D. R. Phillips, How Well Do We Know the Neutron-Matter Equation of State at the Densities Inside Neutron Stars? A Bayesian Approach with Correlated Uncertainties, *Phys. Rev. Lett.* **125**, 202702 (2020).
- [20] T. Donnelly, J. Dubach, and I. Sick, Isospin dependences in parity violating electron scattering, *Nucl. Phys. A* **503**, 589 (1989).
- [21] C. J. Horowitz, S. J. Pollock, P. A. Souder, and R. Michaels, Parity violating measurements of neutron densities, *Phys. Rev. C* **63**, 025501 (2001).
- [22] W. Bentz and I. C. Cloët, Symmetry energy of nuclear matter and isovector three-particle interactions, *arXiv:2004.11605*.
- [23] H. Li, H.-j. Xu, Y. Zhou, X. Wang, J. Zhao, L.-W. Chen, and F. Wang, Probing the Neutron Skin with Ultrarelativistic Isobaric Collisions, *Phys. Rev. Lett.* **125**, 222301 (2020).

- [24] C. J. Horowitz, J. Piekarewicz, and B. Reed, Insights into nuclear saturation density from parity violating electron scattering, *Phys. Rev. C* **102**, 044321 (2020).
- [25] C. Drischler, W. Haxton, K. McElvain, E. Mereghetti, A. Nicholson, P. Vranas, and A. Walker-Loud, Towards grounding nuclear physics in QCD, [arXiv:1910.07961](https://arxiv.org/abs/1910.07961).
- [26] J. Yang, J. A. Hernandez, and J. Piekarewicz, Electroweak probes of ground state densities, *Phys. Rev. C* **100**, 054301 (2019).
- [27] D. Akimov *et al.* (COHERENT Collaboration), Observation of coherent elastic neutrino-nucleus scattering, *Science* **357**, 1123 (2017).
- [28] T. de Forest, Jr. and J. Walecka, Electron scattering and nuclear structure, *Adv. Phys.* **15**, 1 (1966).
- [29] C. J. Horowitz, Parity violating elastic electron scattering and Coulomb distortions, *Phys. Rev. C* **57**, 3430 (1998).
- [30] S. Abrahamyan *et al.*, Measurement of the Neutron Radius of ^{208}Pb Through Parity-Violation in Electron Scattering, *Phys. Rev. Lett.* **108**, 112502 (2012).
- [31] K. A. Aniol *et al.* (HAPPEX Collaboration), Parity violating electroweak asymmetry in polarized-e p scattering, *Phys. Rev. C* **69**, 065501 (2004).
- [32] J. Alcorn *et al.*, Basic instrumentation for Hall A at Jefferson Lab, *Nucl. Instrum. Methods Phys. Res., Sect. A* **522**, 294 (2004).
- [33] C. K. Sinclair, P. A. Adderley, B. M. Dunham, J. C. Hansknecht, P. Hartmann, M. Poelker, J. S. Price, P. M. Rutt, W. J. Schneider, and M. Steigerwald, Development of a high average current polarized electron source with long cathode operational lifetime, *Phys. Rev. ST Accel. Beams* **10**, 023501 (2007).
- [34] T. Allison *et al.*, The Qweak experimental apparatus, *Nucl. Instrum. Methods Phys. Res., Sect. A* **781**, 105 (2015).
- [35] J. M. Grames *et al.*, High precision 5 MeV Mott polarimeter, *Phys. Rev. C* **102**, 015501 (2020).
- [36] K. Aulenbacher, E. Chudakov, D. Gaskell, J. Grames, and K. D. Paschke, Precision electron beam polarimetry for next generation nuclear physics experiments, *Int. J. Mod. Phys. E* **27**, 1830004 (2018).
- [37] See the Supplemental Material at <http://link.aps.org/supplemental/10.1103/PhysRevLett.126.172502> for the acceptance function and further details on the Fermi-function fit, which include Refs. [38,39].
- [38] D. W. L. Sprung and J. Martorell, The symmetrized fermi function and its transforms, *J. Phys. A* **30**, 6525 (1997).
- [39] J. Piekarewicz, A. R. Linero, P. Giuliani, and E. Chicken, Power of two: Assessing the impact of a second measurement of the weak-charge form factor of ^{208}Pb , *Phys. Rev. C* **94**, 034316 (2016).
- [40] M. Beiner, H. Flocard, N. van Giai, and P. Quentin, Nuclear ground state properties and self-consistent calculations with the Skyrme interactions: 1. Spherical description, *Nucl. Phys. A* **238**, 29 (1975).
- [41] B. G. Todd-Rutel and J. Piekarewicz, Neutron-Rich Nuclei and Neutron Stars: A New Accurately Calibrated Interaction for the Study of Neutron-Rich Matter, *Phys. Rev. Lett.* **95**, 122501 (2005).
- [42] F. J. Fattoyev, C. J. Horowitz, J. Piekarewicz, and G. Shen, Relativistic effective interaction for nuclei, giant resonances, and neutron stars, *Phys. Rev. C* **82**, 055803 (2010).
- [43] G. A. Lalazissis, J. König, and P. Ring, A new parametrization for the Lagrangian density of relativistic mean field theory, *Phys. Rev. C* **55**, 540 (1997).
- [44] F. J. Fattoyev and J. Piekarewicz, Has a Thick Neutron Skin in ^{208}Pb Been Ruled Out? *Phys. Rev. Lett.* **111**, 162501 (2013).
- [45] E. Chabanat, P. Bonche, P. Haensel, J. Meyer, and R. Schaeffer, A Skyrme parametrization from subnuclear to neutron star densities. 2. Nuclei far from stabilities, *Nucl. Phys. A* **635**, 231 (1998); Erratum, *Nucl. Phys. A* **643**, 441 (1998).
- [46] H. De Vries, C. De Jager, and C. De Vries, Nuclear charge-density-distribution parameters from elastic electron scattering, *At. Data Nucl. Data Tables* **36**, 495 (1987).
- [47] J. Erler and S. Su, The weak neutral current, *Prog. Part. Nucl. Phys.* **71**, 119 (2013).
- [48] M. Gorchtein and C. J. Horowitz, Dispersion Gamma Z-Box Correction to the Weak Charge of the Proton, *Phys. Rev. Lett.* **102**, 091806 (2009).
- [49] M. Gorchtein, C. J. Horowitz, and M. J. Ramsey-Musolf, Model-dependence of the γZ dispersion correction to the parity-violating asymmetry in elastic ep scattering, *Phys. Rev. C* **84**, 015502 (2011).
- [50] J. Erler and M. Gorchtein (private communication).
- [51] B. T. Reed, Z. Jaffe, C. J. Horowitz, and C. Sfienti, Measuring the surface thickness of the weak charge density of nuclei, *Phys. Rev. C* **102**, 064308 (2020).
- [52] C. J. Horowitz *et al.*, Weak charge form factor and radius of ^{208}Pb through parity violation in electron scattering, *Phys. Rev. C* **85**, 032501(R) (2012).
- [53] B. T. Reed, F. J. Fattoyev, C. J. Horowitz, and J. Piekarewicz, Following Letter, Implications of PREX-II on the equation of state of neutron-rich matter, *Phys. Rev. Lett.* **126**, 172503 (2021).
- [54] S. Riordan *et al.* (CREX Collaboration), CREX: Parity violating measurement of the weak charge distribution of ^{48}Ca to 0.02 fm accuracy, Technical Report No. JLAB-PR-40-12-004, TJNAF, 2013.
- [55] J. Benesch *et al.* (MOLLER Collaboration), The MOLLER Experiment: An ultra-precise measurement of the weak mixing angle using Møller scattering, [arXiv:1411.4088](https://arxiv.org/abs/1411.4088).
- [56] P. Souder *et al.* (SoLID Collaboration), Precision measurement of parity-violation in deep inelastic scattering over a broad kinematic range, Technical Report No. JLAB-PR-09-012-pvdis, TJNAF, 2008.
- [57] D. Becker *et al.*, The P2 experiment, *Eur. Phys. J. A* **54**, 208 (2018).