



Lopes, J. H., Azarpeyvand, M., & Silva, G. T. (2016). Acoustic Interaction Forces and Torques Acting on Suspended Spheres in an Ideal Fluid. *IEEE Transactions on Ultrasonics, Ferroelectrics, and Frequency Control*, 63(1).  
<https://doi.org/10.1109/TUFFC.2015.2494693>

Peer reviewed version

Link to published version (if available):  
[10.1109/TUFFC.2015.2494693](https://doi.org/10.1109/TUFFC.2015.2494693)

[Link to publication record in Explore Bristol Research](#)  
PDF-document

© 2016 IEEE. Personal use of this material is permitted. Permission from IEEE must be obtained for all other users, including reprinting/ republishing this material for advertising or promotional purposes, creating new collective works for resale or redistribution to servers or lists, or reuse of any copyrighted components of this work in other works.

## University of Bristol - Explore Bristol Research

### General rights

This document is made available in accordance with publisher policies. Please cite only the published version using the reference above. Full terms of use are available:  
<http://www.bristol.ac.uk/red/research-policy/pure/user-guides/ebr-terms/>

# Acoustic interaction forces and torques acting on suspended spheres in an ideal fluid

J. Henrique Lopes, *Student Member, IEEE*, M. Azarpeyvand and Glauber T. Silva, *Member, IEEE*

## Abstract

In this paper, the acoustic interaction forces and torques exerted by an arbitrary time-harmonic wave on a set of  $N$  objects suspended in an inviscid fluid are theoretically analyzed. We utilize the partial-wave expansion method with translational addition theorem and reexpansion of multipole series to solve the related multiple scattering problem. We show that the acoustic interaction force and torque can be obtained using the farfield radiation force and torque formulas. To exemplify the method, we calculate the interaction forces exerted by an external traveling and standing plane wave on an arrangement of two and three olive-oil droplets in water. The droplets' radii are comparable to the wavelength (i.e. Mie scattering regime). The results show that the acoustic interaction forces present an oscillatory spatial distribution which follows the pattern formed by interference between the external and re-scattered waves. In addition, acoustic interaction torques arise on the absorbing droplets whenever a nonsymmetric wavefront is formed by the external and re-scattered waves interference.

## Index Terms

Acoustic radiation force, Acoustic radiation torque, Multiple scattering.

## I. INTRODUCTION

The possibility of noncontact particle handling by means of the acoustic radiation force (also known as acoustophoresis) is burgeoning in microbiology and biotechnology applications [1]-[4]. One of the first experimental steps in acoustophoresis was the pioneering work by Whymark [5],

J. Henrique Lopes, Glauber T. Silva are with Physical Acoustics Group, Instituto de Física, Universidade Federal de Alagoas, Maceió, AL 57072-900, Brazil. Corresponding author: [glauber@pq.cnpq.br](mailto:glauber@pq.cnpq.br)

M. Azarpeyvand is with Department of Mechanical Engineering, University of Bristol, U.K.

who developed an acoustic resonant chamber for noncontact material positioning. The field gained another important contribution with the development of acoustical tweezers based on ultrasound beams [6]-[12]. New opportunities for acoustophoresis were opened with the fabrication of microfluidics devices [13] and [14]. The increasing number of different applications based on acoustophoresis has boosted an interest on understanding and proper utilization of the acoustic radiation force.

The phenomenon of acoustic radiation force is caused by the transfer of momentum flux from an incident wave to a suspended object [15]. The radiation force exerted on a single sphere has been subject to extensive investigation [16]-[30]. Moreover, the angular momentum of a wave can induce a time-averaged torque (acoustic radiation torque) on a suspended object. This phenomenon has also been the subject of much research [31]-[40]. In most applications of acoustic particle manipulation, an external ultrasound wave interacts with several objects suspended in a fluid. Thus, understanding how the acoustic radiation force is generated on multiple particles is a crucial step for development and improvement of acoustic manipulation methods. Likewise, analyzing how the acoustic radiation torque appears on particle suspensions, may help on using this phenomenon as a new degree of freedom in acoustophoresis.

The acoustic interaction forces for a system of two or more spheres has been previously studied in several different contexts. The mutual force between two spheres with the axial connection line parallel to the propagation direction of a plane wave was investigated by Emblenton [41]. Crum [42] studied this force on two bubbles in a stationary sound field. Zhuk [43] analyzed the interaction acoustic force between two rigid spheres aligned perpendicularly to a traveling plane wave. Apfel [44] calculated the acoustic radiation force on two fluid spheres under a plane wave. Investigations of the interaction forces at small separation distances for different particle pairs (bubble-drop, bubble-solid, bubble-bubble) have been carried out by Doinikov [45]-[47]. Recently, Azarpeyvand *et al.* [48] computed the axial radiation force resultant from a Bessel beam on an acoustically reflective sphere in the presence of an adjacent spherical particle immersed in an inviscid fluid. Silva and Bruus [49] obtained analytical expressions of the acoustic interaction forces in a system of many suspended particles in the Rayleigh scattering limit. Sepehrirahnama *et al.* [50] studied the interaction forces between two rigid spheres in the Mie scattering regime under a standing wave field. On the other hand, the acoustic interaction torques in a many-body system has not been investigated before.

In this work, we present a method to compute the acoustic interaction forces and torques on a set of suspended objects induced by an external ultrasound field of arbitrary wavefront. To do so, the effective incident wave on each object should be computed by solving the corresponding many-body scattering problem. It is convenient to formulate the many-body scattering problem using the partial-wave expansion in spherical coordinates [51], [52], [53]. The complete solution of this problem requires that all partial-wave expansions be expressed in the same coordinate system. The addition theorem for spherical functions does this task by relating the partial-waves between two arbitrary coordinate systems. An excellent survey of multiple scattering of acoustic and electromagnetic waves and addition theorem is presented in Martin's book [54]. Following the partial-wave expansion method, the coefficients of the effective incident and scattered waves by each object are determined by numerically solving a system of linear equations. Upon obtaining these coefficients, one can then determine the radiation forces and torques exerted on each individual object using the expressions developed in Refs. [38], [55], and [56]. The method is applied to arrangements of two and three olive oil droplets (absorbing fluid spheres) immersed in water. The results reveal that the acoustic interaction forces exerted on the droplets may remarkably deviate from the radiation force obtained for noninteracting droplets (i.e. without re-scattered waves). In addition, the acoustic interaction torque may arise on the droplets even if the external wave does not possess angular momentum.

## II. MODEL ASSUMPTIONS

Consider an inviscid fluid of infinite extent characterized by ambient density  $\rho_0$  and speed of sound  $c_0$ . A time-harmonic wave of angular frequency  $\omega$  is described by a velocity potential function  $\phi(\mathbf{r})e^{-i\omega t}$ , where  $\mathbf{r}$  denotes position vector with respect to a system  $O$  and  $t$  is time. In Cartesian coordinates, position vector is  $\mathbf{r} = r(\sin\theta\cos\varphi\mathbf{e}_x + \sin\theta\sin\varphi\mathbf{e}_y + \cos\theta\mathbf{e}_z)$ , where  $\mathbf{e}_i$  ( $i \in \{x, y, z\}$ ) is the Cartesian unit-vector,  $\theta$  and  $\varphi$  are the polar and azimuthal angles in spherical coordinates.

We restrict our analysis to low-amplitude waves, whose pressure  $p$  obeys the condition  $|p|/(\rho_0 c_0^2) \ll 1$ . In this case, the velocity potential amplitude satisfies the Helmholtz equation

$$(\nabla^2 + k^2)\phi(\mathbf{r}) = 0, \quad (1)$$

where  $k = \omega/c_0$  is the wavenumber. The time-dependent term  $e^{-i\omega t}$  is omitted for the sake of

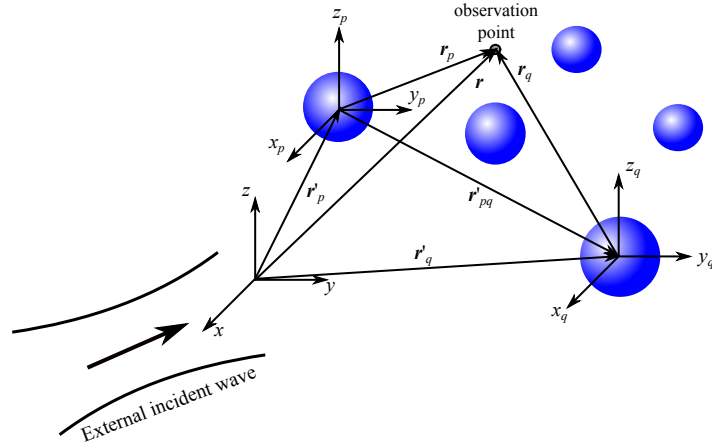


Fig. 1. Geometric description of the multiple scattering by particles in a suspension. A source particle is located at  $\mathbf{r}'_q$  and its corresponding scattered wave is probed at  $\mathbf{r}'_\ell$ . The observation point is located at  $\mathbf{r}$ ,  $\mathbf{r}_p$ ,  $\mathbf{r}_q$  with respect to systems  $O$ ,  $O_\ell$ , and  $O_q$ .

simplicity. The amplitude of the excess of pressure and fluid velocity are given in terms of the potential function  $\phi$ , respectively, by

$$p(\mathbf{r}) = -i\rho_0 c_0 k \phi(\mathbf{r}), \quad (2)$$

$$\mathbf{v}(\mathbf{r}) = -\nabla \phi(\mathbf{r}). \quad (3)$$

### III. MULTIPLE SCATTERING

Assume that an *external* incident wave interacts with a set of  $N$  spheres ( $N \geq 2$ ). The spheres have radii  $a_q$  ( $q = 1, 2, \dots, N$ ), density  $\rho_q$ , and speed of sound  $c_q$ . They are arbitrary located at  $\mathbf{r}'_q$  with respect to  $O$  (see Fig. 1). The center of each sphere defines a coordinate system denoted by  $O_q$ . One of the spheres is referred to as *probe* ( $q = \ell$ ), while the others are *sources*. To calculate the acoustic interaction force and torque exerted on the probe sphere, for instance, we have to compute the effective incident wave. This wave results from the combination of the external and re-scattered waves by all source spheres in the medium.

The potential amplitude of the external incident wave can be expanded in spherical partial-wave series with respect to the system  $O_\ell$ , which is located at the probe sphere center. Thus,

we express the normalized external velocity potential as

$$\phi_{\text{ex},\ell}(kr_\ell, \theta_\ell, \varphi_\ell) = \sum_{n,m} a_{nm,\ell} J_n^m(kr_\ell, \theta_\ell, \varphi_\ell), \quad (4)$$

where  $\sum_{n,m} = \sum_{n=0}^{\infty} \sum_{m=-n}^n$ ,  $a_{nm,\ell}$  ( $n \geq 0, -n \leq m \leq n$ ) are the expansion coefficients referred to as the external beam-shape coefficient, and  $\mathbf{r}_\ell$  is position vector in the system  $O_\ell$ .

The regular partial-wave is given by

$$J_n^m(kr_\ell, \theta_\ell, \varphi_\ell) = j_n(kr_\ell) Y_n^m(\theta_\ell, \varphi_\ell), \quad (5)$$

where  $j_n$  is the spherical Bessel function of order  $n$  and  $Y_n^m$  is the spherical harmonic of  $n$ th-order and  $m$ th-degree. It is worth mentioning that the beam-shape coefficients depend on the choice of the coordinate system. These coefficients can be obtained with respect to other coordinate systems, say  $O_q$  ( $q \neq \ell$ ), using the translational addition theorem for spherical functions. In the Appendix, we derive an expression relating the beam-shape coefficients from  $O_\ell$  and  $O_q$  systems. According to (63), we have

$$a_{nm,q} = \sum_{\nu,\mu} a_{\nu\mu,\ell} S_{n\nu}^{m\mu,1}(\mathbf{r}'_{q\ell}), \quad q \neq \ell, \quad (6)$$

where  $\mathbf{r}'_{q\ell} = \mathbf{r}'_q - \mathbf{r}'_\ell = \mathbf{r}_q - \mathbf{r}_\ell$  (see Fig. 1) and  $S_{n\nu}^{m\mu,1}(\mathbf{r}'_{q\ell})$  is the translation coefficient of first-type. It is given, according to (62), by

$$\begin{aligned} S_{n\nu}^{m\mu,1}(\mathbf{r}'_{q\ell}) &= 4\pi i^{\nu-n} \sum_{\sigma=|n-\nu|}^{n+\nu} i^\sigma (-1)^m \mathcal{G}(n, m; \nu, \mu; \sigma) \\ &\times J_\sigma^{\mu-m,l}(kr_q, \theta_{q\ell}, \phi_{q\ell}), \end{aligned} \quad (7)$$

where  $\mathcal{G}(n, m; \nu, \mu; \sigma)$  is the Gaunt coefficient [54].

The velocity potential function for the scattered field by the probe sphere is given by

$$\phi_{\text{sc},\ell}(kr_\ell, \theta_\ell, \varphi_\ell) = \sum_{n,m} s_{nm,\ell} H_n^m(kr_\ell, \theta_\ell, \varphi_\ell), \quad (8)$$

where  $s_{nm,\ell}$  is the scattering coefficient with respect to  $O_\ell$ , which will be obtained using the boundary conditions on the probe sphere surface. The scattered partial-wave is

$$H_n^m(kr_\ell, \theta_\ell, \varphi_\ell) = h_n^{(1)}(kr_\ell) Y_n^m(\theta_\ell, \varphi_\ell), \quad (9)$$

where  $h_n^{(1)}$  is the spherical Hankel function of first-kind. Note that (8) satisfies the Sommerfeld radiation condition.

The external incident wave can penetrate into the probe sphere. Thus, the transmitted velocity potential is

$$\phi_{\text{tr},\ell}(k_\ell r_\ell, \theta_\ell, \varphi_\ell) = \sum_{n,m} t_{nm,\ell} J_n^m(k_\ell r_\ell, \theta_\ell, \varphi_\ell), \quad (10)$$

where  $k_\ell = \omega/c_\ell$  and  $t_{nm,\ell}$  is the transmission coefficient to be determined using appropriate boundary conditions on the probe sphere surface.

Since we want to compute the radiation force and torque on the probe sphere, we need to know the total acoustic field resulting from all the other source spheres evaluated with respect to the system  $O_\ell$ . To do so, we first notice that the scattered sound field by a sphere located at  $\mathbf{r}'_q$  can be expressed in  $O_\ell$  as

$$\phi_{\text{sc},q\ell}(k r_\ell, \theta_\ell, \varphi_\ell) = \sum_{n,m} s_{nm,q\ell} J_n^m(k r_\ell, \theta_\ell, \varphi_\ell), \quad (11)$$

where  $s_{nm,q\ell}$  are the source-probe scattering coefficient with respect to  $O_\ell$ .

To determine the source-probe scattering coefficients, we use the translational addition theorem for spherical functions. According to (63), we find

$$s_{nm,q\ell} = \sum_{\nu,\mu} s_{nm,q} S_{n\nu}^{m\mu,2}(\mathbf{r}'_{q\ell}), \quad (12)$$

where  $s_{nm,q}$  are the scattering coefficients in (8) with  $\ell = q$ , and  $S_{n\nu}^{m\mu,2}$  is the translation coefficient of second-type. From (62), we have

$$\begin{aligned} S_{n\nu}^{m\mu,2}(\mathbf{r}'_{q\ell}) &= 4\pi i^{\nu-n} \sum_{\sigma=|n-\nu|}^{n+\nu} i^\sigma (-1)^m \mathcal{G}(n, m; \nu, \mu; \sigma) \\ &\times H_\sigma^{\mu-m,l}(k r_q, \theta_{q\ell}, \phi_{q\ell}). \end{aligned} \quad (13)$$

We can express the total velocity potential function outside the probe sphere as

$$\phi_\ell = \phi_{\text{in},\ell} + \phi_{\text{sc},\ell}, \quad (14)$$

where the effective incident velocity potential to the probe sphere is given by

$$\phi_{\text{in},\ell} = \phi_{\text{ex},\ell} + \sum'_{q=1}^N \phi_{\text{sc},q\ell}, \quad (15)$$

where the primed sum means  $q \neq \ell$ . The boundary conditions on the surface of the probe sphere are the continuity of the pressure and radial component of the fluid velocity. Therefore, from (14) we obtain the following boundary conditions at  $r_\ell = a_\ell$ ,

$$\phi_{\text{ex},\ell} + \phi_{\text{sc},\ell} + \sum'_{q=1}^N \phi_{\text{sca},q\ell} = \phi_{\text{tr},\ell}, \quad (16)$$

$$\partial_{r_\ell} \phi_{\text{ex},\ell} + \partial_{r_\ell} \phi_{\text{sc},\ell} + \sum'_{q=1}^N \partial_{r_\ell} \phi_{\text{sc},q\ell} = \partial_{r_\ell} \phi_{\text{tr},\ell}. \quad (17)$$

Here, we used the shorthand notation for the derivative  $\partial_{r_\ell} = \partial/\partial r_\ell$ . Likewise, this can be repeated for any other spheres. Thus, using (4), (8), (10), (11), and (12) into (16) and (17), one finds that the scattering coefficient for all suspended spheres is given by

$$s_{nm,q} = s_{n,q} b_{nm,q}, \quad q = 1, 2, \dots, N, \quad (18)$$

where  $s_{n,q}$  are the scaled coefficients to be determined later, and  $b_{nm,q}$  are the beam-shape coefficient that represent the compound wave formed by superposition of the external wave and all other scattered waves as given in (15). Explicitly, the effective incident wave to a sphere located at  $\mathbf{r}'_q$  is expanded as follows

$$\phi_{\text{in},q}(kr_q, \theta_q, \varphi_q) = \sum_{n,m} b_{nm,q} J_n^m(kr_q, \theta_q, \varphi_q). \quad (19)$$

Substituting this result into (15) along with (4), (11), and (12), we find that the effective beam-shape coefficients satisfy a system of linear equations,

$$b_{nm,q} - \sum'_{j=1}^N \sum_{\nu,\mu} s_{\nu,j} S_{n\nu}^{m\mu,2}(\mathbf{r}'_{j\ell}) b_{\nu\mu,j} = a_{nm,q}, \quad (20)$$



where the primed sum means  $j \neq q$ . The scaled scattering coefficient reads

$$s_{n,q} = \det \begin{bmatrix} \gamma_q j_n(k a_q) & j_n(k_q a_q) \\ j_n'(k a_q) & j_n'(k_q a_q) \end{bmatrix} \times \det \begin{bmatrix} -\gamma_q h_n(k a_q) & j_n(k_q a_q) \\ -h_n'(k a_q) & j_n'(k_q a_q) \end{bmatrix}^{-1}, \quad (21)$$

where  $\gamma_q = k_q \rho_0 / k \rho_q$  and  $k_q = \omega / c_q$  is the wavenumber inside the sphere placed at  $\mathbf{r}'_q$ . An absorbing fluid sphere can be accounted for by introducing a complex wavenumber in the form [57]

$$k_q = \frac{\omega}{c_q} + i\alpha_q, \quad (22)$$

where  $\alpha_q = \alpha_{0,q}(\omega/2\pi)^2$ , with  $\alpha_{0,q}$  being the sphere absorption coefficient.

Numerical computation of the translation coefficients  $S_{n\nu}^{m\mu,i}$  ( $i = 1, 2$ ) involves calculations of Gaunt coefficients. This task is a very intense when computed straightforwardly, because it requires the calculation of several factorial functions. Though directly computing these coefficients gives high-accurate numerical values of the translation coefficients, this procedure seems to be feasible only for few spheres whose radii is comparable to the incident wavelength. Some ideas have been used to circumvent this bottleneck. For instance, recursive approach can dramatically reduce the computation time of the translation coefficient [58], [59], [60]. However, none of these schemes are used here. Instead, we chose to calculate the translation coefficients straightforwardly, since we will analyze the acoustic interaction force and torque in systems of at most three spheres with inter-distance of few wavelengths or larger.

The system of linear equations in (20) has an infinite number of unknown variables. To solve (20) we need to impose a truncation  $n = M$  in the number of modes entering the calculation. After imposing the truncation, the system of linear equations in Eq. (20) can be represented in a matrix format [51], [53] as

$$\mathbf{A}\mathbf{x}^T = \mathbf{y}^T, \quad (23)$$

where  $\mathbf{A}$  is the coefficient matrix of dimension  $N(M+1)^2 \times N(M+1)^2$ ,  $\mathbf{x}^T$  and  $\mathbf{y}^T$  are respectively, the column vectors of the unknowns  $b_{nm,q}$  and the beam-shape coefficients  $a_{nm,q}$

and of dimension  $1 \times N(M+1)^2$ . The inverse matrix solution of (20) is

$$\mathbf{x}^T = \mathbf{A}^{-1} \mathbf{y}^T, \quad (24)$$

since  $\mathbf{A}$  is a nonsingular matrix. In the upcoming numerical evaluations, we will use the inverse matrix solution because it is straightforward and provides stable results when the spheres' inter-distance ranges over few to many wavelengths.

The truncation  $n = M$  in the system of linear equation in (20) yields an approximate solution for the effective incident potential to a probe sphere placed at  $\mathbf{r}'_\ell$ . Thus, the potential expansion of the  $M$ th-order incident and its corresponding scattered wave are

$$\phi_{\text{in},\ell}^{(M)}(kr_\ell, \theta_\ell, \varphi_\ell) = \sum_{n,m}^M b_{nm,\ell} J_n^m(kr_\ell, \theta_\ell, \varphi_\ell), \quad (25)$$

$$\phi_{\text{sc},\ell}^{(M)}(kr_\ell, \theta_\ell, \varphi_\ell) = \sum_{n,m}^M s_{n,\ell} b_{nm,\ell} H_n^m(kr_\ell, \theta_\ell, \varphi_\ell), \quad (26)$$

where  $\sum_{n,m}^M = \sum_{n=0}^M \sum_{m=-n}^n$ . Note that  $b_{nm,\ell} = 0$  for  $n > M$ . Furthermore, the effective incident and scattered wave of the probe sphere are given by

$$\phi_{\text{in},\ell} = \lim_{M \rightarrow \infty} \phi_{\text{in},\ell}^{(M)} \quad \text{and} \quad \phi_{\text{sc},\ell} = \lim_{M \rightarrow \infty} \phi_{\text{sc},\ell}^{(M)}. \quad (27)$$

Finally, having the effective beam-shape coefficients  $b_{nm,q}$ , the acoustic radiation force and torque can be computed, as discussed in the next section.

#### IV. ACOUSTIC INTERACTION FORCE

The linear momentum transfer and stresses acting on an object give rise to a time-averaged force referred to as acoustic radiation force. To calculate this force, consider the momentum conservation equation of an ideal fluid [64]

$$\partial_t(\rho \mathbf{v}) + \nabla \cdot \mathbf{S} = \mathbf{0}, \quad (28)$$

where  $\mathbf{S} = p\mathbf{I} + \rho \mathbf{v} \mathbf{v}$  is the stress tensor, with  $\rho$  and  $\rho \mathbf{v} \mathbf{v}$  being the fluid density and momentum flux, respectively. The quantity  $\mathbf{I}$  is the  $3 \times 3$ -unit matrix. On taking the time-average

over one wave cycle of (28), we obtain

$$\nabla \cdot \bar{\mathbf{S}} = \mathbf{0}, \quad (29)$$

where  $\bar{\mathbf{S}}$  is the radiation stress tensor and the overbar denotes time-average. So far, we have considered low-amplitude waves. Thus, we assume that the radiation stress can be expressed in second-order approximation of the pressure amplitude as follows [64]

$$\bar{\mathbf{S}} = - \left( \frac{\rho_0 |v|^2}{4} - \frac{|p|^2}{4\rho_0 c_0^2} \right) \mathbf{I} + \text{Re} \left[ \frac{1}{2} \rho_0 \mathbf{v} \mathbf{v}^* \right], \quad (30)$$

where ‘Re’ is the real-part and asterisk means complex conjugation.

Consider an object of arbitrary shape with surface  $\partial\Omega$  and volume  $\Omega$ . The radiation force induced on the object by an acoustic wave is defined as

$$\mathbf{F} = \int_{\partial\Omega} \bar{\mathbf{S}} \cdot \mathbf{n} \, d^2\mathbf{r}, \quad (31)$$

where  $\mathbf{n}$  is the object’s normal unit-vector pointing outwardly and  $d^2\mathbf{r}$  is the surface element.

We define a control spherical surface  $\partial\Omega_c$  of radius  $R$  and volume  $\Omega_c$ , which encloses the object. Using the Gauss divergence theorem we find

$$\int_{\Omega_c - \Omega} \nabla \cdot \bar{\mathbf{S}} \, d^3\mathbf{r} = - \int_{\partial\Omega} \bar{\mathbf{S}} \cdot \mathbf{n} \, d^2\mathbf{r} + \int_{\partial\Omega_c} \bar{\mathbf{S}} \cdot \mathbf{n}_c \, d^2\mathbf{r} = 0, \quad (32)$$

where  $\mathbf{n}_c$  is the outward unit-vector along the normal to  $\partial\Omega_c$ . If we take the farfield limit for the control surface  $kR \gg 1$ , the radiation force on the object becomes

$$\mathbf{F} = R^2 \int_{4\pi} \bar{\mathbf{S}} \cdot \mathbf{e}_r \, d\Omega, \quad (33)$$

where  $\mathbf{e}_r$  is the radial unit-vector and  $d\Omega$  is the differential solid angle. Therefore, the radiation force on a single object can be evaluated in the farfield  $kR \gg 1$  for which the acoustic fields are represented by simpler spherical Bessel and Hankel functions as explained in Ref. [56].

The farfield method is now used to obtain the total acoustic radiation force  $\mathbf{F}^{\text{tot}}$  exerted on a set of  $N$  suspended objects. Consider that each object in the suspension has surface denoted by  $\partial\Omega_q$  ( $q = 1, 2, \dots, N$ ). In this case, the radiation stress tensor involves the external and the total scattered fields. The control sphere of radius  $R$  encloses all suspended objects in the medium. Moreover, let  $\mathbf{F}_q$  denote the radiation force exerted on an object placed at  $\mathbf{r}'_q$ . Using the Gauss’

$$F_{x,\ell}^{(M)} + iF_{y,\ell}^{(M)} = \frac{iE_0}{2k^2} \sum_{n,m}^M \sqrt{\frac{(n+m+1)(n+m+2)}{(2n+1)(2n+3)}} [S_{n,\ell} b_{nm,\ell} b_{n+1,m+1,\ell}^* + S_{n,\ell}^* b_{n,-m,\ell}^* b_{n+1,-m-1,\ell}], \quad (34)$$

$$F_{z,\ell}^{(M)} = \frac{E_0}{k^2} \text{Im} \left[ \sum_{n,m}^M \sqrt{\frac{(n-m+1)(n+m+1)}{(2n+1)(2n+3)}} S_{n,\ell} b_{nm,\ell} b_{n+1,m,\ell}^* \right], \quad (35)$$

divergence theorem, we encounter

$$\int_{\partial\Omega_c} \bar{\mathbf{S}} \cdot \mathbf{n}_c \, d^2\mathbf{r} - \sum_{q=1}^N \int_{\partial\Omega_q} \bar{\mathbf{S}} \cdot \mathbf{n}_q \, d^2\mathbf{r}_q = 0. \quad (36)$$

Therefore,

$$\mathbf{F}^{\text{tot}} = \sum_{q=1}^N \mathbf{F}_q = R^2 \int_{4\pi} \bar{\mathbf{S}} \cdot \mathbf{e}_r \, d\Omega. \quad (37)$$

Clearly, the farfield method in (37) does not give the radiation force on each individual object in the suspension. Thus, a new scheme to obtain the individual radiation force employing the farfield approach is on demand.

To compute the radiation force with the farfield method, assume that radiation stress on the probe sphere due to the effective incident and scattered waves is represented by  $\bar{\mathbf{S}}_\ell$ . On the other hand, the  $M$ th-order radiation stress tensor  $\overline{\mathbf{S}}_\ell^{(M)}$  with respect to that sphere is given by

$$\begin{aligned} \overline{\mathbf{S}}_\ell^{(M)} &= \left( \frac{\rho_0 |v_\ell^{(M)}|^2}{4} - \frac{|p_\ell^{(M)}|^2}{4\rho_0 c_0^2} \right) \mathbf{I} \\ &\quad + \text{Re} \left[ \frac{1}{2} \rho_0 \mathbf{v}_\ell^{(M)} \mathbf{v}_\ell^{(M)*} \right], \end{aligned} \quad (38)$$

where  $p_\ell^{(M)} = p_{\text{in},\ell}^{(M)} + p_{\text{sc},\ell}^{(M)}$  and  $\mathbf{v}_\ell^{(M)} = \mathbf{v}_{\text{in},\ell}^{(M)} + \mathbf{v}_{\text{sc},\ell}^{(M)}$  are, respectively, the  $M$ th-order total pressure and fluid element velocity outside the probe sphere. These fields should be calculated from (25) and (26) using (2) and (3). Furthermore, from (27) we have

$$\bar{\mathbf{S}}_\ell = \lim_{M \rightarrow \infty} \overline{\mathbf{S}}_\ell^{(M)}. \quad (39)$$

To use the farfield approach to calculate the radiation force exerted on the probe sphere, we

have to show that the  $M$ th-order radiation stress is a zero-divergence tensor. This is performed with the aid of the following theorem.

*Theorem 1:* Let  $\phi$  be any solution of the Helmholtz equation,  $(\nabla^2 + k^2)\phi = 0$ , then its corresponding radiation stress tensor  $\bar{\mathbf{S}}$  is a zero-divergence quantity,  $\nabla \cdot \bar{\mathbf{S}} = \mathbf{0}$ .

*Proof:* According to (2) and (3), the radiation stress given in (30) can be written as [65]

$$\bar{\mathbf{S}} = \rho_0 \left[ \frac{1}{4} \mathbf{I} \nabla^2 |\phi|^2 - \frac{1}{2} \text{Re} \{ \nabla \phi \nabla \phi^* \} \right]. \quad (40)$$

Taking the divergent of this expression and using the Helmholtz equation yield

$$\begin{aligned} \nabla \cdot \bar{\mathbf{S}} &= \rho_0 \left[ \frac{1}{4} \nabla (\nabla^2 |\phi|^2) - \frac{1}{2} \text{Re} \{ \nabla \cdot (\nabla \phi \nabla \phi^*) \} \right] \\ &= \rho_0 \left[ \frac{1}{4} \nabla^2 (\nabla |\phi|^2) - \frac{1}{2} \text{Re} \{ (\nabla^2 \phi) \nabla \phi^* + (\nabla^2 \phi^*) \nabla \phi \} \right] \\ &= \rho_0 \left[ \frac{1}{4} \nabla^2 (\phi \nabla \phi^* + \phi^* \nabla \phi) + \frac{1}{2} \text{Re} \{ k^2 \phi \nabla \phi^* + k^2 \phi^* \nabla \phi \} \right] \\ &= \rho_0 \text{Re} \left\{ \frac{1}{2} [(\nabla^2 \phi) \nabla \phi^* + \phi^* (\nabla^2 \phi)] + k^2 \phi^* \nabla \phi \right\} \\ &= \rho_0 \text{Re} \{ -k^2 \phi^* \nabla \phi + k^2 \phi^* \nabla \phi \} = \mathbf{0}. \end{aligned}$$

■

Now we can proceed to show that the  $M$ th-order radiation stress  $\bar{\mathbf{S}}_\ell^{(M)}$  is a zero-divergence tensor. We denote the gradient operator with respect to the system  $O_\ell$  by  $\nabla_\ell$ . Also, we note that the incident and scattered potentials in (25) and (26) satisfy the Helmholtz equation. Therefore, according to Theorem 1,

$$\nabla_\ell \cdot \bar{\mathbf{S}}_\ell^{(M)} = \mathbf{0}. \quad (41)$$

At this point, the radiation force calculation on the probe object is reduced to that of the one-body problem, i.e. all other suspended objects in the medium can be disregarded. The  $M$ th-order radiation stress is valid throughout the exterior region to the probe object. Referring to (33), we may express the  $M$ th-order radiation force caused by the external and re-scattered waves on the probe object as

$$\mathbf{F}_\ell^{(M)} = -R^2 \int_{4\pi} \bar{\mathbf{S}}_\ell^{(M)} \cdot \mathbf{e}_{r_\ell} d\Omega_\ell, \quad (42)$$

where  $R$  is the radius of the control sphere centered at  $O_\ell$ ,  $\mathbf{e}_{r_\ell}$  is the radial unit-vector in  $O_\ell$ ,

$$N_{x,\ell}^{(M)} + iN_{y,\ell}^{(M)} = -\frac{E_0}{2k^3} \sum_{n,m}^M \sqrt{(n-m)(n+m+1)} \left[ (1+s_{n,\ell}) s_{n,\ell}^* b_{nm,\ell} b_{n,m+1,\ell}^* + (1+s_{n,\ell}^*) s_{n,\ell} b_{n,-m,\ell}^* b_{n,-m-1,\ell} \right], \quad (45)$$

$$N_{z,\ell}^{(M)} = -\frac{E_0}{k^3} \text{Re} \left[ \sum_{n,m}^M m(1+s_{n,\ell}) s_{n,\ell}^* |b_{nm,\ell}|^2 \right]. \quad (46)$$

and  $d\Omega_\ell$  is the differential solid angle. We can obtain the Cartesian components of the radiation force  $\mathbf{F}_\ell$  following the procedure described in Refs. [55], [56]. The result is given in (34) and (35), where  $E_0 = p_0^2/(2\rho_0 c_0^2)$  is the characteristic energy density of the incident wave, with  $p_0$  is the pressure magnitude, ‘Im’ denotes the imaginary-part, and

$$S_{n,\ell} = s_{n,\ell} + s_{n+1,\ell}^* + 2s_{n,\ell} s_{n+1,\ell}^*. \quad (43)$$

The acoustic radiation force due to the external wave on the probe object  $\mathbf{F}_{\text{ex},\ell}$  is obtained from (34) and (35) replacing the beam-shape coefficient  $b_{nm,\ell}$  by  $a_{nm,\ell}$  and setting  $M \rightarrow \infty$ . Finally, the acoustic interaction force between the probe object and all other objects in the medium is obtained through the expression

$$\mathbf{F}_{\text{int},\ell}^{(M)} = \mathbf{F}_\ell^{(M)} - \mathbf{F}_{\text{ex},\ell}. \quad (44)$$

## V. ACOUSTIC INTERACTION TORQUE

An incident wave may produce a time-averaged torque on an object of surface  $\partial\Omega$  and volume  $\Omega$ , with respect to an axis passing through the object. This effect is known as the acoustic radiation torque. With respect to the system  $O$ , the acoustic radiation torque is defined as [31]

$$\mathbf{N} = \int_{\partial\Omega} (\mathbf{r} \times \overline{\mathbf{S}}) \cdot \mathbf{n} \, d^2r, \quad (47)$$

where  $\mathbf{n}$  is the outward unit normal vector to  $\partial\Omega$ . The quantity  $\mathbf{r} \times \overline{\mathbf{S}}$  is the angular momentum of the radiation stress. By taking the vector product  $\mathbf{r} \times$  of (28), and performing a time-average

in the wave cycle, we obtain

$$\nabla \cdot (\mathbf{r} \times \bar{\mathbf{S}}) = \mathbf{0}. \quad (48)$$

Thus, the angular momentum of the radiation stress is also a divergenceless quantity. It is possible then to calculate the radiation torque with the acoustic fields evaluated on a spherical control surface of radius  $R$ , which encloses the object, at the farfield  $kR \gg 1$ . Similarly to the radiation force on a single object given in (33), the radiation torque is given by

$$\mathbf{N} = \int_{4\pi} (\mathbf{r} \times \bar{\mathbf{S}}) \cdot \mathbf{e}_r \, d\Omega, \quad kR \gg 1. \quad (49)$$

We have demonstrated that we cannot use the farfield method with the radiation stress  $\bar{\mathbf{S}}$  to calculate the radiation force problem involving a  $N$ -object suspension in (37). From (41), we have that the  $M$ th-order radiation stress related to a probe sphere satisfies

$$\nabla_\ell \cdot \left[ \mathbf{r}_\ell \times \bar{\mathbf{S}}_\ell^{(M)} \right] = \mathbf{0}. \quad (50)$$

Here the angular momentum of the radiation stress is defined with respect to the probe object position that defines  $O_\ell$ .

Using the Gauss' divergence theorem and (50), one can show that the  $M$ th-order radiation torque on the probe object is given by

$$\mathbf{N}_\ell^{(M)} = R^2 \int_{4\pi} \left[ \mathbf{r}_\ell \times \bar{\mathbf{S}}_\ell^{(M)} \right] \cdot \mathbf{e}_{r_\ell} \, d\Omega_\ell, \quad kR \gg 1. \quad (51)$$

From this equation we can obtain the Cartesian components of the radiation torque as developed in Ref. [38]. The result is shown in (45) and (46).

If the external incident wave has angular momentum with respect to  $O_\ell$ , the radiation torque  $\mathbf{N}_{\text{ex},\ell}$  can be obtained by setting  $b_{nm,\ell} = a_{nm,\ell}$  in (45) and (46) and making  $M \rightarrow \infty$ . Moreover, the acoustic interaction torque between the probe with the source objects is given by

$$\mathbf{N}_{\text{int},\ell}^{(M)} = \mathbf{N}_\ell^{(M)} - \mathbf{N}_{\text{ex},\ell}. \quad (52)$$

However, if the wave does not have angular momentum then  $\mathbf{N}_{\text{ex},\ell} = \mathbf{0}$ . Consequently, the acoustic interaction torque is  $\mathbf{N}_{\text{int},\ell}^{(M)} = \mathbf{N}_\ell^{(M)}$ . Note that the interaction radiation torque will appear only if the probe object is absorptive [33], [36], [37], [38] and the effective incident wave

is nonsymmetric with respect to it. Additionally, we hypothesize that the interaction torque may also appear on lossless particles suspended in a viscous fluid. Such speculation is based on the results of Ref. [61].

## VI. NUMERICAL RESULTS AND DISCUSSION

We compute the dimensionless acoustic radiation force and torque,  $\mathbf{Y}_\ell^{(M)} = \mathbf{F}_\ell^{(M)} / (E_0 a_\ell^2)$  and  $\tau_\ell^{(M)} = \mathbf{N}_\ell^{(M)} / (E_0 a_\ell^3)$ , respectively, on each constituent of a system formed by two and three olive oil droplets suspended in water at room temperature. The choice of olive oil is because it is immiscible in water. The acoustic parameters of water are  $\rho_0 = 1000 \text{ kg/m}^3$  and  $c_0 = 1480 \text{ m/s}$ ; whereas for olive oil, the parameters are  $\rho_q = 915.8 \text{ kg/m}^3$ ,  $c_q = 1464 \text{ m/s}$ , and  $\alpha_{0,q} = 4.10 \times 10^{-14} \text{ Np}/(\text{MHz}^2 \cdot \text{m})$ . Two types of external waves are considered, namely traveling and standing plane waves at 1 MHz frequency. Unless mentioned otherwise, the droplets are considered in the Mie scattering regime with  $ka_q = 1$ . Moreover, the inter-droplet distance is denoted by  $d$ .

The scattering coefficients are obtained from the inverse matrix solution in (24). We observed that the coefficient matrix  $\mathbf{A}$  is ill-conditioned, i.e. small changes in  $\mathbf{A}$  and/or  $\mathbf{y}^T$  cause large variations in the solution  $\mathbf{x}^T$ , when the inter-droplet distance is small, say  $kd < 4$ . In this range, the solution for the multiple scattering problem in (23) is numerically unstable. Therefore, in our analysis, we will consider inter-droplet distances, outside this range,  $kd > 4$ . Note that more elaborate schemes such as fast multipole method [62], [63] could be used to compute the solution of (23). The truncation order used to compute the solution of (23)  $n = M$  was determined from the truncation-ratio condition

$$\left| \frac{b_{Mm,q}}{b_{00,q}} \right| < 10^{-6}, \quad q = 1, 2, \dots, N. \quad (53)$$

In our computations, this criterion was achieved with  $M = 12$ .

A MATLAB (MathWorks Inc.) code was developed to numerically compute the multiple scattering solution in (24). To test the code, we recovered the scattering form-function for a tilted traveling plane wave interacting with two spheres, as given in Ref. [51]. But for the sake of brevity we will not present this result here.



### A. Traveling plane wave

Consider that an external plane wave propagates along the  $+z$ -direction and interacts with spheres placed at  $\mathbf{r}'_q$  ( $q = 1, 2, \dots, N$ ). The normalized velocity potential of the external wave with respect to  $O_q$  (the system determined by the droplet at  $\mathbf{r}'_q$ ) is given by

$$\phi_{\text{ex}}(z) = e^{ik(z-z'_q)}. \quad (54)$$

The corresponding beam-shape coefficient is [67]

$$a_{nm,q} = i^n \sqrt{4\pi(2n+1)} e^{-ikz'_q} \delta_{m,0}, \quad (55)$$

where  $\delta_{m,m'}$  is the Kronecker delta symbol.

The first example presented here is the case of the plane wave interaction with two rigid particles in the Rayleigh scattering limit,  $ka_q = 0.1$  ( $q = 1, 2$ ). The particles are placed in the  $y$ -axis at  $\mathbf{r}'_1 = -(d/2)\mathbf{e}_y$  and  $\mathbf{r}'_2 = (d/2)\mathbf{e}_y$ , where  $d$  is the inter-particle distance. We want to compare the numerical result obtained with our method with that derived by Zhuk [43],

$$\mathbf{F}_{\text{int},1} = -\mathbf{F}_{\text{int},2} = \frac{2\pi E_0 k^3 a_1^3 a_2^3 \sin kd}{9 kd} \mathbf{e}_y, \quad kd \gg 1. \quad (56)$$

The acoustic interaction force exerted on the sphere placed at  $\mathbf{r}'_1$  is shown in Fig. 2. Excellent agreement is found between our method and the analytical result in (56). The observed spatial oscillations in the interaction force is due to the interference pattern of the re-scattered waves by each sphere.

In Fig. 3, we show the acoustic interaction forces and torques between two olive oil droplets with size parameter  $ka_1 = ka_2 = 1$ . The droplets are located at  $\mathbf{r}'_1 = -(d/2)\mathbf{e}_y$  and  $\mathbf{r}'_2 = (d/2)\mathbf{e}_y$ , where  $d$  is the inter-droplet distance. Due to the symmetry between the droplets and the external wave, the interaction force along the  $x$ -axis is zero. Likewise, using this symmetry argument, there is acoustic interaction torque only in the  $x$ -direction. The interaction force in the  $y$ -direction is a pair antisymmetric force, i.e.  $F_{\text{int},y,1}^{(M)} = -F_{\text{int},y,2}^{(M)}$ . Here the spheres interact directly to each other through the re-scattered waves. In other words, the spatial amplitude variation of the external wave remains constant in the  $xy$ -plane at which the spheres are positioned. In contrast, the  $z$ -component of the interaction force is the same for each droplet with spatial oscillations around the value of the radiation force due to the external wave (see the dashed line in Fig. 3.b).

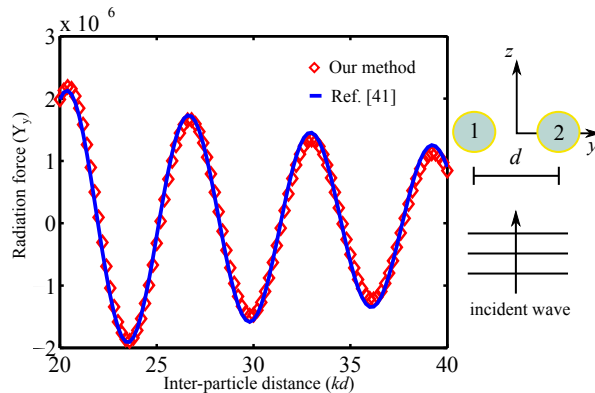


Fig. 2. (Color online) Acoustic interaction force between two rigid Rayleigh particles ( $ka_1 = ka_2 = 0.1$ ) induced by a plane wave propagating along the  $+z$  direction. The circles labeled as ‘1’ and ‘2’ denote, respectively, the particles located at  $\mathbf{r}'_1 = -(d/2)\mathbf{e}_y$  and  $\mathbf{r}'_2 = (d/2)\mathbf{e}_y$ , where  $d$  is the inter-droplet distance.

This happens because the effective incident wave to both droplets, formed by the external and the re-scattered waves, has the same interference pattern due to the symmetric position of the droplets. Moreover, the  $y$ -component of the interaction force asymptotically approaches zero as  $d \rightarrow \infty$ , whereas the  $z$ -component asymptotically approaches to 1.04, which corresponds to the radiation force on non-interacting droplets. The acoustic interaction torque on one droplet is caused by the interference between the external plane traveling wave and the re-scattered waves by the other droplet. The formed interference pattern is nonsymmetric with respect to each droplet. This interaction leads to a pair opposite torques. Moreover, the acoustic interaction torque also fades out as the droplets are set apart.

The acoustic interaction forces and torques caused by the traveling plane wave on two olive oil droplets with size parameters  $ka_1 = ka_2 = 1$  are shown Fig. 4. The droplets are positioned at  $\mathbf{r}'_1 = -(d\sqrt{2}/2)(\mathbf{e}_y + \mathbf{e}_z)$  and  $\mathbf{r}'_2 = (d\sqrt{2}/2)(\mathbf{e}_y + \mathbf{e}_z)$ . The axis that connects the droplets is tilted by  $45^\circ$  with respect to the plane wave propagation direction. No acoustic interaction force is present in the  $x$ -direction due to the symmetry of the droplets and the external wave. Furthermore, the only component of the acoustic interaction torque is along the  $x$ -direction, because the effective incident wave to the droplets lies on the  $yz$ -plane only. The droplet located at  $\mathbf{r}'_1$  interacts with an effective asymmetric wave formed by the interference of the external and re-scattered waves. This explains the oscillatory pattern seen on the acoustic interaction force and torque. For the droplet at  $\mathbf{r}'_2$  the external and re-scattered waves propagate almost along the same direction. This leads to a mild correction on the radiation force due to the traveling plane

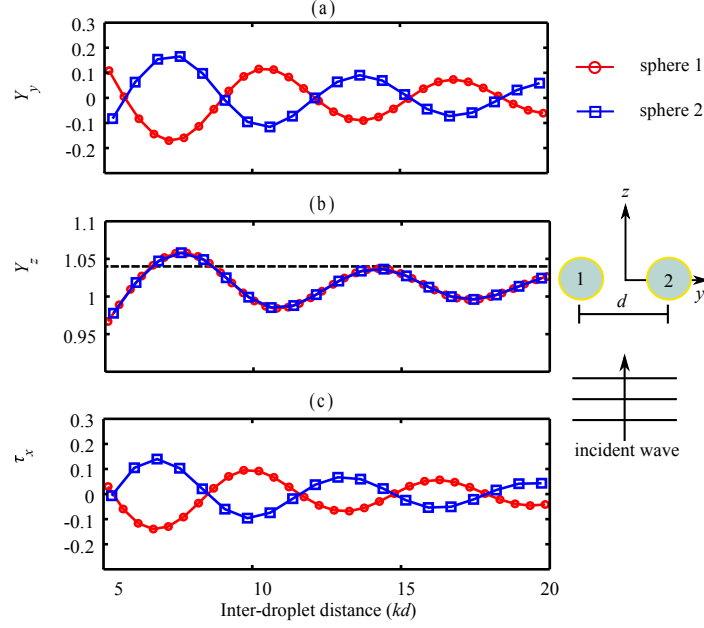


Fig. 3. (Color online) Acoustic interaction forces and torques between two olive oil droplets with size parameter  $ka_1 = ka_2 = 1$  induced by a plane wave propagating along the  $+z$ -direction. The circles labeled as ‘1’ and ‘2’ denote, respectively, the droplets located at  $\mathbf{r}'_1 = -(d/2)\mathbf{e}_y$  and  $\mathbf{r}'_2 = (d/2)\mathbf{e}_y$ , where  $d$  is the inter-droplet distance. The dashed line in (b) denotes the acoustic radiation force caused by the external traveling plane wave.

wave. We remark that a traveling plane wave does not produce torque on a single particle. Note also that both interaction force and torque asymptotically approach to zero as the droplets are set apart.

In Fig. 5, we present the acoustic interaction force and torque exerted on three olive oil droplets with size parameters  $ka_1 = ka_2 = ka_3 = 1$ . The droplets are placed at  $\mathbf{r}'_1 = -(d/2)\mathbf{e}_y$ ,  $\mathbf{r}'_2 = -(d\sqrt{3}/2)\mathbf{e}_z$ , and  $\mathbf{r}'_3 = (d/2)\mathbf{e}_y$ , where  $d$  is the inter-droplet distance. The effective incident wave to droplets at  $\mathbf{r}'_1$  and  $\mathbf{r}'_3$  is a wave formed by the interference of the external plane wave and the decaying backscattered wave from the droplet at  $\mathbf{r}'_2$ . Thus, the  $z$ -component of the interaction force are the same on the droplets at  $\mathbf{r}'_1$  and  $\mathbf{r}'_3$  due to their symmetrical position. Moreover, the effective incident stationary wave causes the oscillatory pattern in the interaction force. The droplet located at  $\mathbf{r}'_2$  experiences an effective incident wave composed by the external plane wave and the forward scattered waves by the droplets at  $\mathbf{r}'_1$  and  $\mathbf{r}'_3$ . Hence, the  $z$ -component of the interaction force on the droplet at  $\mathbf{r}'_2$  is larger than the radiation force magnitude due to the external wave only, which values 1.04. The  $y$ -component of the interaction forces on the droplets at  $\mathbf{r}'_1$  and  $\mathbf{r}'_3$  form an antisymmetric force-pair because these droplets

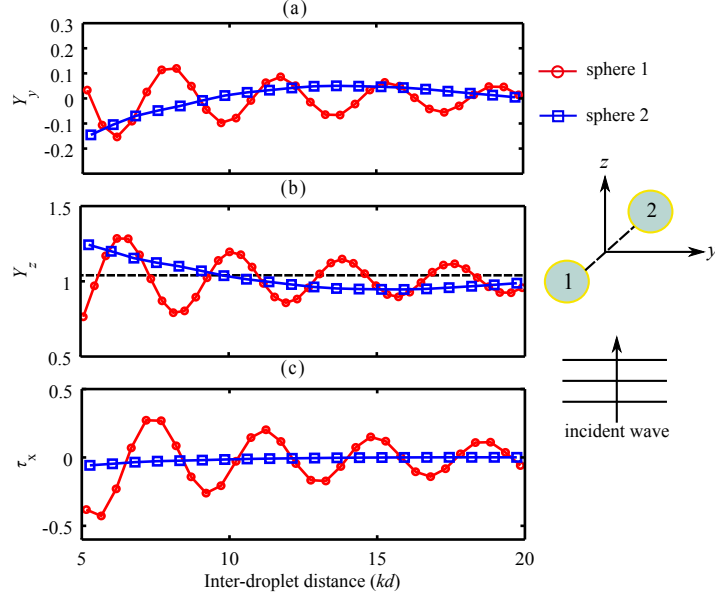


Fig. 4. (Color online) Acoustic interaction forces and torques between two olive oil droplets with size parameter  $ka_1 = ka_2 = 1$  induced by a plane wave propagating along the  $+z$ -direction. The circles labeled as ‘1’ and ‘2’ denote, respectively, the droplets located at  $\mathbf{r}'_1 = -(d\sqrt{2}/2)(\mathbf{e}_y + \mathbf{e}_z)$  and  $\mathbf{r}'_2 = (d\sqrt{2}/2)(\mathbf{e}_y + \mathbf{e}_z)$ , where  $d$  is the inter-droplet distance. The dashed line in (b) denotes the acoustic radiation force caused by the external traveling plane wave.

interact directly through re-scattered waves from each other. Likewise the interaction torques on these droplets also form an antisymmetric torque-pair. Meanwhile, no interaction torque appears on the droplet at  $\mathbf{r}'_2$  because of its symmetrical position with respect to the other droplets and the external wave.

In Fig. 6, we show the interaction of an external traveling plane wave with three olive oil droplets with size parameters  $ka_1 = ka_2 = ka_3 = 1$ . The background shows the amplitude of the external plus scattered waves. The droplets are placed at  $\mathbf{r}'_1 = -(d/2)\mathbf{e}_y$ ,  $\mathbf{r}'_2 = -(d\sqrt{3}/2)\mathbf{e}_z$ , and  $\mathbf{r}'_3 = (d/2)\mathbf{e}_y$ , with the inter-droplet distance being  $d = 2$  mm. The values of the dimensionless acoustic interaction force which arise on each droplet is  $\mathbf{Y}_1^{(M)} = -0.06\mathbf{e}_y + 1.01\mathbf{e}_z$ ,  $\mathbf{Y}_2^{(M)} = 1.28\mathbf{e}_z$ , and  $\mathbf{Y}_3^{(M)} = 0.06\mathbf{e}_y + 1.01\mathbf{e}_z$ . The dimensionless interaction torque on the droplets at  $\mathbf{r}'_1$  and  $\mathbf{r}'_3$  is  $\tau_{1,x}^{(M)} = -\tau_{3,x}^{(M)} = 0.24$ .

### B. Standing plane wave

The case of acoustic interaction forces and torques exerted on multiple spheres in a standing plane wave field is of great importance in acoustofluidics applications. Assume that a standing plane wave is formed along the  $z$ -axis and interacts with a system of spheres placed at  $\mathbf{r}'_q$

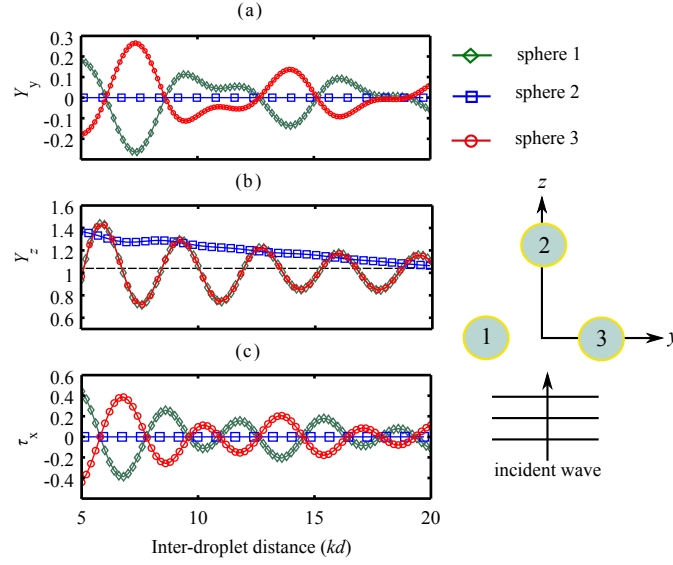


Fig. 5. (Color online) Acoustic interaction forces and torques between three olive oil droplets with size parameter  $ka_1 = ka_2 = ka_3 = 1$  induced by a plane wave propagating along the  $+z$ -direction. The circles labeled as ‘1’, ‘2’, and ‘3’ denote, respectively, the droplets located at  $\mathbf{r}'_1 = -(d/2)\mathbf{e}_y$ ,  $\mathbf{r}'_2 = -(d\sqrt{3}/2)\mathbf{e}_z$ , and  $\mathbf{r}'_3 = (d/2)\mathbf{e}_y$ , where  $d$  is the inter-droplet distance. The dashed line in (b) denotes the acoustic radiation force caused by the external traveling plane wave.

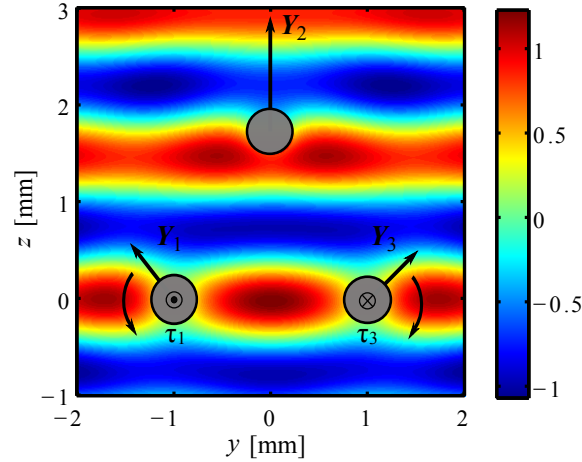


Fig. 6. (Color online) Acoustic interaction forces and torques exerted on three olive oil droplets with size parameter  $ka_1 = ka_2 = ka_3 = 1$  by a traveling plane wave along the  $+z$ -direction. The droplets are located at  $\mathbf{r}'_1 = -(d/2)\mathbf{e}_y$ ,  $\mathbf{r}'_2 = -(d\sqrt{3}/2)\mathbf{e}_z$ , and  $\mathbf{r}'_3 = (d/2)\mathbf{e}_y$ , with the inter-droplet distance being  $d = 2$  mm. The dimensionless acoustic forces, which are depicted by the straight arrows, are  $\mathbf{Y}_1^{(M)} = -0.06\mathbf{e}_y + 1.01\mathbf{e}_z$ ,  $\mathbf{Y}_2^{(M)} = 1.28\mathbf{e}_z$ , and  $\mathbf{Y}_3^{(M)} = 0.06\mathbf{e}_y + 1.01\mathbf{e}_z$ . The dimensionless interaction torques are represented by  $\odot$  (outward vector to the  $yz$ -plane) and  $\otimes$  (inward vector to the  $yz$ -plane) and they value  $\tau_{1,x}^{(M)} = -\tau_{3,x}^{(M)} = 0.24$ . The background is the amplitude of the external plus the scattered waves.

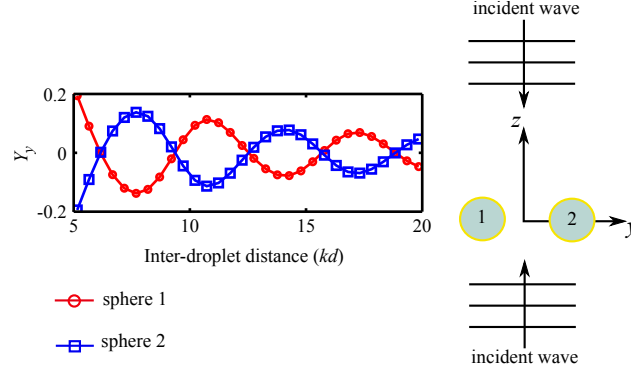


Fig. 7. (Color online) The  $y$ -component of the acoustic interaction forces between two olive oil droplets with size parameter  $ka_1 = ka_2 = 1$  induced by a standing plane wave along the  $z$ -direction. The circles labeled as ‘1’ and ‘2’ denote, respectively, the droplets are located at  $\mathbf{r}'_1 = -(d/2)\mathbf{e}_y$  and  $\mathbf{r}'_2 = (d/2)\mathbf{e}_y$ , where  $d$  is the inter-droplet distance.

( $q = 1, 2, \dots, N$ ). The amplitude of the velocity potential of the standing wave with respect to the system  $O_q$  is given by

$$\phi_{\text{ex}}(z) = \cos[k(z - z'_q)]. \quad (57)$$

Using (55), we find that the corresponding beam-shape coefficient of the standing wave is

$$a_{nm,q} = \sqrt{4\pi(2n+1)} \cos\left(kz'_q - \frac{n\pi}{2}\right) \delta_{m,0}. \quad (58)$$

The acoustic interaction forces exerted on two olive oil droplets with size parameter  $ka_1 = ka_2 = 1$  by the standing wave is illustrated in Fig. 7. The droplets are located at  $\mathbf{r}'_1 = -(d/2)\mathbf{e}_y$  and  $\mathbf{r}'_2 = (d/2)\mathbf{e}_y$ , where  $d$  is the inter-droplet distance. The droplets are in a node of the external standing wave  $z = 0$ . According to Hasegawa’s result [66], the radiation force of a particles at  $z'_q$  in the standing wave field varies along the axial direction as  $\sin 2kz'_q$ . Thus, since  $z'_q = 0$  for  $q = 1, 2$  then  $z$ -component of the radiation force on both droplets is zero. Furthermore, no interaction torque is produced on the droplets because the effective incident wave is symmetric with respect to the droplets.

In Fig. 8, we show the acoustic interaction forces and torques caused by the standing plane wave on two olive oil droplets with size parameters  $ka_1 = ka_2 = ka_3 = 1$ . The droplets are placed at  $\mathbf{r}'_1 = -(d\sqrt{2}/2)(\mathbf{e}_y + \mathbf{e}_z)$  and  $\mathbf{r}'_2 = (d\sqrt{2}/2)(\mathbf{e}_y + \mathbf{e}_z)$ . Due to the symmetrical position of the droplets with respect to the external wave, no acoustic interaction force appears in the  $x$ -direction. Moreover, the amplitude of the effective incident wave is the same on both droplets.

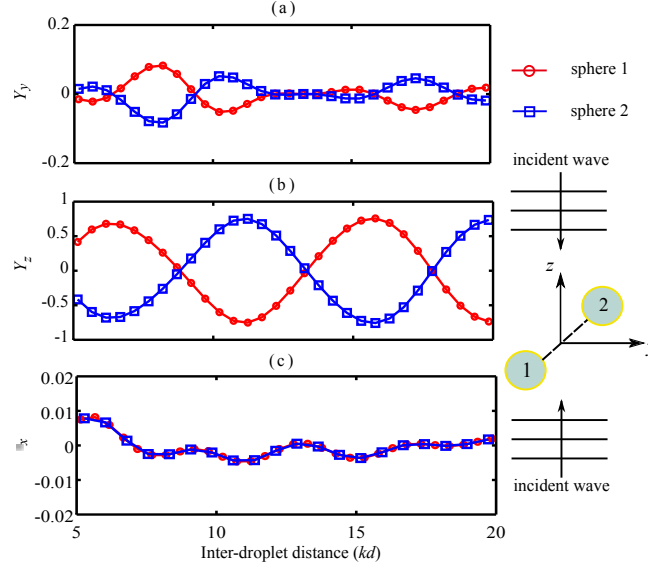


Fig. 8. (Color online) Acoustic interaction forces and torques between two olive oil droplets with size parameter  $ka_1 = ka_2 = 1$  induced by a standing plane wave along the  $z$ -direction. The circles labeled as ‘1’ and ‘2’ denote, respectively, the droplets located at  $\mathbf{r}'_1 = -(d\sqrt{2}/2)(\mathbf{e}_y + \mathbf{e}_z)$  and  $\mathbf{r}'_2 = (d\sqrt{2}/2)(\mathbf{e}_y + \mathbf{e}_z)$ , where  $d$  is the inter-droplet distance.

Thus, the acoustic interaction forces along the  $y$ -direction form an antisymmetric force-pair  $F_{y,1}^{(M)} = -F_{y,2}^{(M)}$ , because the effective incident wave on a droplet is related to the scattered wave of the opposite droplet. The  $y$ -component of the interaction force and torque asymptotically approach to zero as the droplets are set apart. It is further noticed that the  $z$ -component of the force exerted on the droplets is mostly caused by the external standing wave, i.e. it varies as [66]  $\sin 2kd$ . Thus, this force is an odd function of the inter-particle distance  $d$ , which explains the antisymmetric pattern of the radiation force in the  $z$ -direction. Note that the interaction torque on both droplets are equal because the droplets are symmetrically placed with respect to the external standing plane wave. This implies that the interference pattern between the external and re-scattered waves is nonsymmetric with respect to the inter-droplets’ distance axis. Also, the formed pattern of the effective incident wave is identical as observed from each droplet’s reference system.

In Fig. 9, we show the acoustic interaction forces and torques exerted on three olive oil droplets ( $ka_1 = ka_2 = ka_3 = 1$ ) by the external standing plane wave. The droplets are placed at  $\mathbf{r}'_1 = -(d/2)\mathbf{e}_y$ ,  $\mathbf{r}'_2 = -(d\sqrt{3}/2)\mathbf{e}_z$ , and  $\mathbf{r}'_3 = (d/2)\mathbf{e}_y$ , where  $d$  is the inter-droplet distance. The antisymmetric force pair along the  $y$ -direction and the interaction torque on the  $x$ -direction

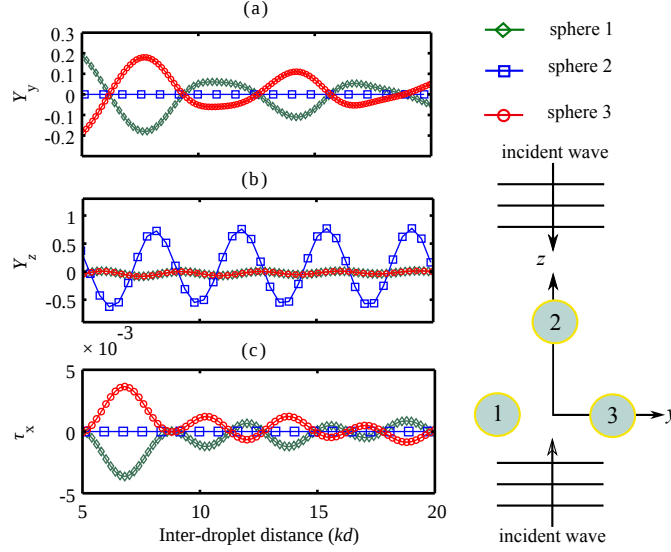


Fig. 9. (Color online) Acoustic interaction forces and torques between three olive oil droplets with size parameter  $ka_1 = ka_2 = ka_3 = 1$  induced by a standing plane wave along the  $z$ -direction. The circles labeled as ‘1’, ‘2’, and ‘3’ denote, respectively, the droplets located at  $\mathbf{r}'_1 = -(d/2)\mathbf{e}_y$ ,  $\mathbf{r}'_2 = -(d\sqrt{3}/2)\mathbf{e}_z$ , and  $\mathbf{r}'_3 = (d/2)\mathbf{e}_y$ , where  $d$  is the inter-droplet distance.

exerted on the droplets at  $\mathbf{r}'_1$  and  $\mathbf{r}'_3$  are formed because the re-scattered of these droplets are equal but propagate in opposite directions. On the other hand, the  $z$ -component of the radiation force is mostly due to the external standing wave. For the droplets located at  $\mathbf{r}'_1$  and  $\mathbf{r}'_3$ , we have  $z = 0$ ; thus, the radiation force along  $z$ -direction is nearly zero. Whereas, this force varies as  $\sin(2kz)$  on the droplet at  $\mathbf{r}'_2$ .

In Fig. 10, we show the interaction of an external standing plane wave with three olive oil droplets with size parameters  $ka_1 = ka_2 = ka_3 = 1$ . The background is the amplitude of the external plus scattered waves. The droplets are placed at  $\mathbf{r}'_1 = -(d/2)\mathbf{e}_y$ ,  $\mathbf{r}'_2 = -(d\sqrt{3}/2)\mathbf{e}_z$ , and  $\mathbf{r}'_3 = (d/2)\mathbf{e}_y$ , with the inter-droplet distance being  $d = 2$  mm. The values of the dimensionless acoustic interaction force on each droplet is  $\mathbf{Y}_1^{(M)} = -0.13\mathbf{e}_y - 0.3\mathbf{e}_z$ ,  $\mathbf{Y}_2^{(M)} = 0.63\mathbf{e}_z$ , and  $\mathbf{Y}_3^{(M)} = 0.13\mathbf{e}_y - 0.3\mathbf{e}_z$ . The dimensionless interaction torque on the droplets at  $\mathbf{r}'_1$  and  $\mathbf{r}'_3$  is  $\tau_{1,x}^{(M)} = -\tau_{3,x}^{(M)} = 0.003$ .

## VII. CONCLUSION

We have presented a method to compute the acoustic interaction forces and torques on a cluster of  $N$  objects suspended in an inviscid fluid. The method is based on the solution of the corresponding multiple scattering problem using partial-wave expansions of spherical functions.



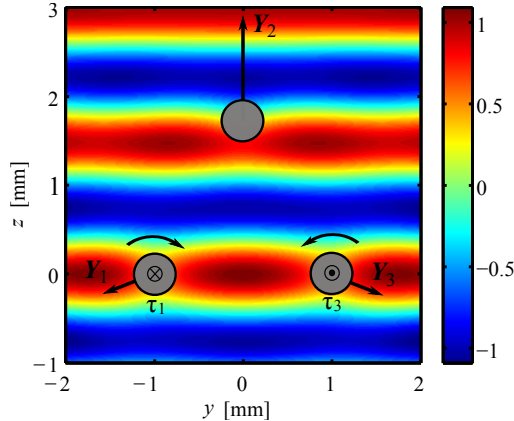


Fig. 10. (Color online) Acoustic interaction forces and torques exerted on three olive oil droplets with size parameter  $ka_1 = ka_2 = ka_3 = 1$  by a standing plane wave along  $z$ -direction. The droplets are located at  $\mathbf{r}'_1 = -(d/2)\mathbf{e}_y$ ,  $\mathbf{r}'_2 = -(d\sqrt{3}/2)\mathbf{e}_z$ , and  $\mathbf{r}'_3 = (d/2)\mathbf{e}_y$ , with the inter-droplet distance being  $d = 2$  mm. The dimensionless acoustic forces, which are depicted by the straight arrows, are  $\mathbf{Y}_1^{(M)} = -0.13\mathbf{e}_y - 0.3\mathbf{e}_z$ ,  $\mathbf{Y}_2^{(M)} = 0.63\mathbf{e}_z$ , and  $\mathbf{Y}_3^{(M)} = 0.13\mathbf{e}_y - 0.3\mathbf{e}_z$ . The dimensionless interaction torques are represented by  $\odot$  (outward vector to the  $yz$ -plane) and  $\otimes$  (inward vector to the  $yz$ -plane) and they value  $\tau_{1,x}^{(M)} = -\tau_{3,x}^{(M)} = 0.003$ . The background is the amplitude of the external plus the scattered waves.

With this solution, the radiation torques and forces exerted on the spheres are calculated using the farfield approach developed, respectively, in [38], [55].

We have analyzed the interaction forces and torques on arrangements of two and three olive oil droplets (fluid compressible spheres) with size parameter  $ka_q = 1$ , which corresponds to the so-called Mie sized particles. Furthermore, by computing the scaled scattering coefficient  $s_{q,n}$ , the proposed method can be readily extended to solid elastic and viscoelastic, and layered materials. In particular, both traveling and standing plane waves were used as the external waves to the droplets. The acoustic interaction force is highly dependent to the relative position between the droplets. More specifically, they depend on the interference pattern formed between the external and re-scattered waves. Additionally, we have shown that the acoustic interaction torque may appear on the droplets depending on the asymmetry between the effective incident wave (external plus re-scattered waves) and droplets.

The proposed method can be useful to understand many-particle dynamics under an ultrasound wave in experiments performed in acoustofluidics and acoustical tweezer devices.

## APPENDIX

Using the orthonormality property of the spherical harmonics in (4) and (12), we obtain the beam-shape and scattering coefficient with respect to the system  $O_\ell$  as

$$\begin{aligned} \begin{bmatrix} a_{nm,\ell} \\ s_{nm,q\ell} \end{bmatrix} &= \begin{bmatrix} j_n^{-1}(kR_\ell) \\ h_n^{(1)-1}(kR_\ell) \end{bmatrix} \int_0^\pi \int_0^{2\pi} \begin{bmatrix} \phi_{\text{ex},\ell}(kR_\ell, \theta_\ell, \varphi_\ell) \\ \phi_{\text{sc},q\ell}(kR_\ell, \theta_\ell, \varphi_\ell) \end{bmatrix} \\ &\times Y_n^{m*}(\theta_\ell, \varphi_\ell) \sin \theta d\theta d\varphi, \end{aligned} \quad (59)$$

where  $R_\ell$  is the radius of any spherical region centered at  $O_\ell$  enclosing the particle at  $\mathbf{r}'_\ell$ . The incident and the scattered waves can be expanded in the form of a partial-series with respect to another system,  $O_q$ , as

$$\begin{bmatrix} \phi_{\text{ex},q}(\mathbf{r}_q) \\ \phi_{\text{sc},q\ell}(\mathbf{r}_q) \end{bmatrix} = \sum_{\nu,\mu} \begin{bmatrix} a_{\nu\mu,q} J_\nu^\mu(\mathbf{r}_q) \\ s_{\nu\mu,q\ell} H_\nu^\mu(\mathbf{r}_q) \end{bmatrix}. \quad (60)$$

The addition theorem provides a way to express the partial-waves in the  $O_q$  in terms of any other coordinate system, say  $O_\ell$ . Accordingly, [?]

$$\begin{bmatrix} J_\nu^\mu(\mathbf{r}_q) \\ H_\nu^\mu(\mathbf{r}_q) \end{bmatrix} = \sum_{\nu',\mu'} \begin{bmatrix} S_{\nu\nu'}^{m\mu,1}(\mathbf{r}'_{q\ell}) \\ S_{\nu\nu'}^{m\mu,2}(\mathbf{r}'_{q\ell}) \end{bmatrix} J_{\nu'}^{\mu'}(\mathbf{r}_\ell), \quad (61)$$

where  $\mathbf{r}'_{q\ell} = \mathbf{r}'_q - \mathbf{r}'_\ell = \mathbf{r}_q - \mathbf{r}_\ell$  is the vector from  $O_q$  to  $O_\ell$ . The translation coefficients are

$$\begin{aligned} \begin{bmatrix} S_{\nu\nu'}^{m\mu,1}(\mathbf{r}'_{q\ell}) \\ S_{\nu\nu'}^{m\mu,2}(\mathbf{r}'_{q\ell}) \end{bmatrix} &= 4\pi i^{\nu'-n} \sum_{\sigma=|n-\nu'|}^{n+\nu'} i^\sigma (-1)^m \mathcal{G}(n, m; \nu, \mu; \sigma) \\ &\times \begin{bmatrix} J_\sigma^{\mu-m,l}(kr_q, \theta_{q\ell}, \phi_{q\ell}) \\ H_\sigma^{\mu-m,l}(kr_q, \theta_{q\ell}, \phi_{q\ell}) \end{bmatrix}, \end{aligned} \quad (62)$$

where  $\theta_{q\ell}$  and  $\varphi_{q\ell}$  are the polar and azimuthal angles of the vector  $\mathbf{r}'_{q\ell}$ , and  $\mathcal{G}(n, m; \nu, \mu; \sigma)$  is the Gaunt coefficient given in Ref. [54]. Now, substituting (61) into (4) and (12) and using the result in (59), one obtains

$$\begin{bmatrix} a_{nm,q} \\ s_{nm,q\ell} \end{bmatrix} = \sum_{\nu,\mu} \begin{bmatrix} a_{\nu\mu,\ell} S_{\nu\nu'}^{m\mu,1}(\mathbf{r}'_{q\ell}) \\ s_{\nu\mu,q} S_{\nu\nu'}^{m\mu,2}(\mathbf{r}'_{q\ell}) \end{bmatrix}. \quad (63)$$

## Acknowledgments

This work partially was supported by Grant 303783/2013-3 CNPq (Brazilian agency). M. Azarpeyvand would like to thank the financial support of the Royal Academy of Engineering.

## REFERENCES

- [1] T. Laurell, F. Petersson, A. Nilsson, "Chip integrated strategies for acoustic separation and manipulation of cells and particles," *Chem. Soc. Rev.*, vol. 36, no. 3, pp. 492–506, 2007.
- [2] J. Friend, L. Y. Yeo, "Microscale acoustofluidics: Microfluidics driven via acoustics and ultrasonics," *Rev. Mod. Phys.*, vol. 83, pp. 647–704, 2011.
- [3] X. Ding, S. C. S. Lin, B. Kiraly, H. Yue, S. Li, I. K. Chiang, J. Shi, S. J. Benkovic, and T. J. Huang, "On-chip manipulation of single microparticles, cells, and organisms using surface acoustic waves," *Proc. Natl. Acad. Sci. U.S.A.*, vol. 109, no. 11105, 2012.
- [4] Y. Li, J. Y. Hwang, K. K. Shung, J. Lee, "Single-beam acoustic tweezers: a new tool for microparticle manipulation," *Acou. Today*, vol. 9, pp. 10–13, 2013.
- [5] R. R. Whymark, "Acoustic field positioning for containerless processing," *Ultrasonics*, vol. 13, pp. 251–256, 1975.
- [6] J. Wu, "Acoustical tweezers," *J. Acoust. Soc. Am.*, vol. 89, pp. 2140–2143, 1991.
- [7] J. Lee and K. K. Shung, "Radiation forces exerted on arbitrarily located sphere by acoustic tweezer," *J. Acoust. Soc. Am.*, vol. 120, pp. 1084–1094, 2006.
- [8] J. Lee, S.-Y. Teh, A. Lee, H. H. Kim, C. Lee and K. K. Shung, Single beam acoustic trapping, *Appl. Phys. Lett.*, vol. 95, p. 073701, 2009.
- [9] Y. Choe, J. W. Kim, K. K. Shung, E. S. Kim, Microparticle trapping in an ultrasonic Bessel beam, *Appl. Phys. Lett.*, vol. 99, p. 233704, 2011.
- [10] C. R. P. Courtney, C. E. M. Demore, H. Wu, A. Grinenko, P. D. Wilcox, S. Cochran, B. W. Drinkwater, Independent trapping and manipulation of microparticles using dexterous acoustic tweezers, *Appl. Phys. Lett.*, vol. 104 p. 154103, 2014.
- [11] C. Yoon, B. J. Kang, C. Lee, H. H. Kim, and K. K. Shung, Multi-particle trapping and manipulation by a high-frequency array transducer, *Appl. Phys. Lett.*, vol. 105, p. 214103, 2014.
- [12] G. T. Silva and A. L. Baggio, Designing single-beam multitrapping acoustical tweezers, *Ultrasonics*, vol. 56, pp. 449–455, 2015.
- [13] M. Evander, J. Nilsson, "Acoustofluidics 9: Modelling and applications of planar resonant devices for acoustic particle manipulation," *Lab Chip.*, vol. 12, pp. 1417–1426, 2012.
- [14] P. Glynne-Jones, R. J. Boltryk, M. Hill, "Acoustofluidics 20: Applications in acoustic trapping," *Lab Chip.*, vol. 12, pp. 4667–4676, 2012.
- [15] G. R. Torr, "The acoustic radiation force," *Am. J. Phys.*, vol. 52, no. 5, pp. 402–408, 1984.
- [16] L. V. King, "On the acoustic radiation pressure on spheres," *Proc. R. Soc. A*, vol. 147, pp. 212–240, 1934.
- [17] K. Yosioka and Y. Kawasima, "Acoustic radiation pressure on a compressible sphere," *Acustica*, vol. 5, pp. 167–173, 1955.
- [18] P. J. Westervelt, "Acoustic radiation pressure," *J. Acoust. Soc. Am.*, vol. 29, pp. 26–29, 1957.
- [19] T. Hasegawa and K. Yosioka, "Acoustic-radiation force on a solid elastic sphere," *J. Acoust. Soc. Am.*, vol. 46, pp. 1139–1143, 1969.

- [20] T. F. W. Embleton, “Mean force on a sphere in a spherical sound field. I. (Theoretical)” *J. Acoust. Soc. Am.*, vol. 26, no. 1, pp. 40–45, 1954.
- [21] T. Hasegawa, M. Ochi, and K. Matsuzawa, “Acoustic radiation force on a solid elastic sphere in a spherical wave field,” *J. Acoust. Soc. Am.*, vol. 69, pp. 937–942, 1981.
- [22] A. A. Doinikov, “Radiation force due to a spherical sound field on a rigid sphere in viscous fluid,” *J. Acoust. Soc. Am.*, vol. 96, pp. 3100–3105, 1994.
- [23] X. Chen and R.E. Apfel, “Radiation force on a spherical object in an axisymmetric wave field and its application to the calibration of high-frequency transducers,” *J. Acoust. Soc. Am.*, vol. 99, pp. 713–724, 1996.
- [24] P. L. Marston, “Axial radiation force of a Bessel beam on a sphere and direction reversal of the force,” *J. Acoust. Soc. Am.*, vol. 120, pp. 3518–3524, 2006.
- [25] P. L. Marston, “Radiation force of a helicoidal Bessel beam on a sphere,” *J. Acoust. Soc. Am.*, vol. 125, pp. 3539–3547, 2009.
- [26] F. G. Mitri, “Langevin acoustic radiation force of a high-order Bessel beam on a rigid sphere,” *IEEE Trans. Ultrason. Ferroelectr. Freq. Contr.*, vol. 56, pp. 1059–1064, 2009.
- [27] F. G. Mitri, “Negative axial radiation force on a fluid and elastic spheres illuminated by a high-order Bessel beam of progressive waves,” *J. Phys. A*, vol. 42, no. 245202, 2009.
- [28] M. Azarpeyvand, “Acoustic radiation force of a Bessel beam on a porous sphere,” *J. Acoust. Soc. Am.*, vol. 131, no. 6, pp. 4337–4348, 2012.
- [29] M. Azarpeyvand, “Prediction of negative radiation forces due to a Bessel beam,” *J. Acoust. Soc. Am.*, vol. 136, pp. 547–555, 2014.
- [30] G. T. Silva, “Acoustic radiation force and torque on an absorbing compressible particle in an inviscid fluid,” *J. Acoust. Soc. Am.*, vol. 136, pp. 2405–2413, 2014.
- [31] G. Maidanik, “Torques due to acoustical radiation pressure,” *J. Acoust. Soc. Am.*, vol. 30, pp. 620, 1958.
- [32] B. T. Hefner and P. L. Marston, “An acoustical helicoidal wave transducer with applications for the alignment of ultrasonic and underwater systems,” *J. Acoust. Soc. Am.*, vol. 106, pp. 3313–3316, 1999.
- [33] P. L. Marston and L. Zhang, “Radiation torques and forces in scattering from spheres and acoustical analogues—OMB5, in *Adv. Imaging*, OSA Technical Digest (CD) (Optical Society of America), 2009.
- [34] Z. Fan, D. Mei, K. Yang, and Z. Chen, “Torques due to acoustical radiation pressure,” *J. Acoust. Soc. Am.*, vol. 124, pp. 2727, 2008.
- [35] L. Zhang and P. L. Marston, “Acoustic radiation torque and the conservation of angular momentum (L),” *J. Acoust. Soc. Am.*, vol. 129, pp. 1679–1680, 2011.
- [36] L. Zhang and P. L. Marston “Angular momentum flux of nonparaxial acoustic vortex beams and torques on axisymmetric objects,” *Phys. Rev. E*, vol. 84, 065601, 2011.
- [37] F. G. Mitri, T. P. Lobo, and G. T. Silva, “Axial acoustic radiation torque of a Bessel vortex beam on spherical shells,” *Phys. Rev. E*, vol. 85, 026602, 2012.
- [38] G. T. Silva, T. P. Lobo, and F. G. Mitri, “Radiation torque produced by an arbitrary acoustic wave,” *Europhys. Phys. Lett.*, vol. 97, no. 54003, 2012.
- [39] L. Zhang and P. Marston “Optical theorem for acoustic non-diffracting beams and application to radiation force and torque,” *Bio. Opt. Express*, vol. 17, pp. 1610–1617, 2013.

- [40] Z. Hong, J. Zhang, and B. W. Drinkwater, ‘Observation of orbital angular momentum transfer from Bessel-shaped acoustic vortices to diphasic liquid-microparticle mixtures,’ *Phys. Rev. Lett.*, vol. 114, p. 214301, 2015.
- [41] T. F. W. Embleton, ‘Mutual interaction between two spheres in a plane sound field,’ *J. Acoust. Soc. Am.*, vol. 34, pp. 1714–1720, 1962.
- [42] L. A. Crum, ‘Bjerknes forces on bubbles in a stationary sound field,’ *J. Acoust. Soc. Am.*, vol. 57, pp. 1363–1370, 1975.
- [43] A. P. Zhuk, ‘Hydrodynamic interaction of two spherical particles due to sound waves propagating perpendicularly to the center line,’ *Sov. Appl. Mech.*, vol. 21, pp. 306–311, 1985.
- [44] X. Zheng and R. Apfel, ‘Acoustic interaction forces between two fluid spheres in an acoustic field,’ *J. Acoust. Soc. Am.*, vol. 97, pp. 2218–2226, 1994.
- [45] A. A. Doinikov, ‘Mutual interaction between a bubble and a drop in a sound field,’ *J. Acoust. Soc. Am.*, vol. 99, pp. 3373–3379, 1995.
- [46] A. A. Doinikov, ‘Interaction force between a bubble and a solid particle in a sound field,’ *Ultrasonics*, vol. 34, pp. 807–815, 1996.
- [47] A. A. Doinikov, ‘Acoustic radiation interparticle forces in a compressible fluid,’ *J. Fluid Mech.*, vol. 444, pp. 1–21, 2001.
- [48] M. Azarpeyvand, M. A. Alibakhshi, and R. Self, ‘Effects of multi-scattering on the performance of a single-beam acoustic manipulation device,’ *IEEE Trans. Ultrason. Ferroelectr. Freq. Contr.*, vol. 59, no. 8, pp. 1741–1749, 2012.
- [49] G. T. Silva and H. Bruus, ‘Acoustic interaction forces between small particles in an ideal fluid,’ *Phys. Rev. E*, vol. 90, p. 063007, 2014.
- [50] S. Sepehrirahnama and K.-M. Lim and F. S. Chau, ‘Numerical study of interparticle radiation force acting on rigid spheres in a standing wave,’ *J. Acoust. Soc. Am.*, vol. 137, pp. 2614–2622, 2015.
- [51] G. C. Gaunaurd, H. Huang and H. C. Strifors, ‘Acoustic scattering by a pair of spheres,’ *J. Acoust. Soc. Am.*, vol. 98, pp. 495–507, 1995.
- [52] H. Huang and G. C. Gaunaurd, ‘Acoustic scattering of a plane wave by two spherical elastic shells,’ *J. Acoust. Soc. Am.*, vol. 98, pp. 2149–2156, 1995.
- [53] N. A. Gumerov and R. Duraiswami, ‘Computation of scattering from N spheres using multipole reexpansion,’ *J. Acoust. Soc. Am.*, vol. 112, pp. 2688–2701, 2002.
- [54] P. A. Martin, ‘Multiple Scattering Interaction of Time-Harmonic Waves with N Obstacles, edited by J. E. Marsden and L. Sirovich,’ *Cambridge University Press, Cambridge, UK*, 2006.
- [55] G. T. Silva, ‘An expression for the radiation force exerted by an acoustic beam with arbitrary wavefront,’ *J. Acoust. Soc. Am.*, vol. 130, pp. 3541–3545, 2011.
- [56] G. T. Silva, J. H. Lopes, F. G. Mitri, ‘Off-axial acoustic radiation force of repulsor and tractor Bessel beams on a sphere,’ *IEEE Trans. Ultrason. Ferroelectr. Freq. Contr.*, vol. 60, pp. 1207–1212, 2013.
- [57] T. L. Szabo, ‘Time domain wave equations for lossy media obeying a frequency power law,’ *J. Acoust. Soc. Am.*, vol. 96, pp. 491–500, 1994.
- [58] W. C. Chew, ‘Recurrence relations for three-dimensional scalar addition theorem,’ *J. Electromag. Waves Appl.*, vol. 6, pp. 133–142, 1992.
- [59] Y.-L. Xu, ‘Fast evaluation of Gaunt coefficients: recursive approach,’ *J. Comput. Appl. Math.*, vol. 85, pp. 53–455, 1997.
- [60] N. A. Gumerov and R. Duraiswami, ‘Recursions for the computation of multipole translation and rotation coefficients for 3-D Helmholtz equation,’ *SIAM J. Sci. Comput.*, vol. 25, pp. 1344–1381, 1997.

- [61] L. Zhang and P. L. Marston, “Acoustic radiation torque on small objects in viscous fluids and connection with viscous dissipation,” *J. Acoust. Soc. Am.*, vol. 136, pp 2917-2921, 2014.
- [62] S. Koc and W. C. Chew, “Calculation of acoustical scattering from a cluster of scatterers,” *J. Acoust. Soc. Am.*, vol. 103, pp. 721–734, 1998.
- [63] E. Darve, “The fast multipole method: numerical implementation,” *J. Comput. Phys.*, vol. 160, pp. 195–240, 2000.
- [64] P. J. Westervelt, “Theory of steady forces caused by sound waves,” *J. Acoust. Soc. Am.*, vol. 23, pp. 312–315, 1951.
- [65] K. Beissner, “The acoustic radiation force in lossless fluids in Eulerian and Lagrangian coordinates,” *J. Acoust. Soc. Am.*, vol. 103, pp. 2321–2332, 1951.
- [66] T. Hasegawa, “Acoustic radiation force on a sphere in a quasistationary wave field–theory,” *J. Acoust. Soc. Am.*, vol. 65, pp. 32–40, 1979.
- [67] D. Colton and R. Kress, “Inverse acoustic and electromagnetic scattering theory,” *Springer-Verlag, Berlin, Germany*, 1998.