

 Open access • Journal Article • DOI:10.1021/JE800754W

## Activity Coefficients at Infinite Dilution of Organic Compounds in Trihexyl(tetradecyl)phosphonium Bis(trifluoromethylsulfonyl)imide Using Inverse Gas Chromatography — [Source link](#)

Anne-Laure Revelli, Laura M. Sprunger, Jennifer Gibbs, William E. Acree ...+2 more authors

**Institutions:** University of North Texas

**Published on:** 02 Feb 2009 - Journal of Chemical & Engineering Data (American Chemical Society)

**Topics:** Inverse gas chromatography, Phosphonium, Ionic liquid and Imide

Related papers:

- [Partition Coefficients of Organic Compounds in New Imidazolium and Tetralkylammonium Based Ionic Liquids Using Inverse Gas Chromatography](#)
- [Study of Ether-, Alcohol-, or Cyano-Functionalized Ionic Liquids Using Inverse Gas Chromatography](#)
- [LFER correlations for room temperature ionic liquids: Separation of equation coefficients into individual cation-specific and anion-specific contributions](#)
- [Measurement of Activity Coefficients at Infinite Dilution in Ionic Liquids Using the Dilutor Technique](#)
- [Linear Free Energy Relationship Correlations for Room Temperature Ionic Liquids: Revised Cation-Specific and Anion-Specific Equation Coefficients for Predictive Applications Covering a Much Larger Area of Chemical Space](#)

Share this paper:    

View more about this paper here: <https://typeset.io/papers/activity-coefficients-at-infinite-dilution-of-organic-d6x1rr8dfk>

# Activity Coefficients at Infinite Dilution of Organic Compounds in Trihexyl(tetradecyl)phosphonium Bis(trifluoromethylsulfonyl)imide Using Inverse Gas Chromatography

Anne-Laure Revelli,<sup>†</sup> Laura M. Sprunger,<sup>‡</sup> Jennifer Gibbs,<sup>‡</sup> William E. Acree, Jr.,<sup>‡</sup> Gary A. Baker,<sup>§</sup> and Fabrice Mutelet<sup>\*†</sup>

Laboratoire de Thermodynamique des Milieux Polyphasés, Nancy-Université, 1 rue Grandville, BP 20451 4001 Nancy, France, Department of Chemistry, 1155 Union Circle #305070, University of North Texas, Denton, Texas 76203-5017, and Chemical Sciences Division, Oak Ridge National Laboratory, P.O. Box 2008, Oak Ridge, Tennessee 37831-6110

Activity coefficients at infinite dilution  $\gamma^\infty$  of organic compounds in the ionic liquid (IL) trihexyl(tetradecyl)phosphonium bis(trifluoromethylsulfonyl)imide were determined using inverse gas chromatography at three temperatures,  $T = (302.45, 322.35, \text{ and } 342.45) \text{ K}$ . Linear free energy relationship (LFER) correlations have been obtained for describing the gas-to-IL and water-to-IL partition coefficients.

## Introduction

Ionic liquids (ILs) are commonly defined as substances composed only by ions which are liquid at or close to room temperature. ILs are emerging as alternative green solvents in diverse applications.<sup>1–7</sup> Despite that their properties are not yet deeply understood, publications usually highlight their negligible vapor pressure, thermal and chemical stability, and the possibility to design their physicochemical properties by suitable choice of the anion and the cation. Because of their negligible vapor pressure, ILs are claimed as “green” alternatives for volatile organic solvents (VOCs).

Knowledge of properties of ILs and their mixtures is important for design and process synthesis. Activity coefficients at infinite dilution  $\gamma_i^\infty$  are key pieces of information for the realization of many separation processes that employ ionic liquids. For example, the selectivity between components  $i$  and  $j$  in an ionic liquid  $S_{ij}^\infty$  ( $S_{ij}^\infty = (\gamma_i^\infty)/(\gamma_j^\infty)$ ) for the separation process can directly be derived from such data. The activity coefficient gives also information on the interactions between the solute and the ionic liquid. Recently, this thermodynamic property was predicted using the COSMO-RS method.<sup>8–10</sup> Eicke et al.<sup>11</sup> demonstrated that QSPR methods have a very good ability to predict values of  $\ln \gamma_i^\infty$  and predict solute–solvent interactions for various solutes in IL solvents. To quantify intermolecular solute–IL interactions, Acree, Abraham, and co-workers reported mathematical correlations based on the general Abraham solvation parameter model for the gas-to-solvent,  $K$ , and water-to-solvent,  $P$ , partition coefficients.<sup>12–14</sup>

Recently, Sprunger et al.<sup>15,16</sup> modified the Abraham solvation parameter model

$$\log K = c_{\text{cation}} + c_{\text{anion}} + (e_{\text{cation}} + e_{\text{anion}}) \cdot E + (s_{\text{cation}} + s_{\text{anion}}) \cdot S + (a_{\text{cation}} + a_{\text{anion}}) \cdot A + (b_{\text{cation}} + b_{\text{anion}}) \cdot B + (l_{\text{cation}} + l_{\text{anion}}) \cdot L \quad (1)$$

\* Corresponding author. E-mail: mutelet@ensic.inpl-nancy.fr. Telephone number: +33 3 83 17 51 31. Fax number: +33 3 83 17 51 52.

<sup>†</sup> Nancy-Université.

<sup>‡</sup> University of North Texas.

<sup>§</sup> Oak Ridge National Laboratory.

$$\log P = c_{\text{cation}} + c_{\text{anion}} + (s_{\text{cation}} + s_{\text{anion}}) \cdot S + (a_{\text{cation}} + a_{\text{anion}}) \cdot A + (b_{\text{cation}} + b_{\text{anion}}) \cdot B + (e_{\text{cation}} + e_{\text{anion}}) \cdot E + (v_{\text{cation}} + v_{\text{anion}}) \cdot V \quad (2)$$

by rewriting each of the six solvent equation coefficients as a summation of their respective cation and anion contribution. The dependent variables in eqs 1 and 2 are solute descriptors as follows:  $E$  and  $S$  refer to the excess molar refraction in units of  $(\text{cm}^3 \cdot \text{mol}^{-1})/10$  and dipolarity/polarizability descriptors of the solute, respectively;  $A$  and  $B$  are measures of the solute hydrogen-bond acidity and basicity;  $V$  is the McGowan volume in units of  $(\text{cm}^3 \cdot \text{mol}^{-1})/100$ ; and  $L$  is the logarithm of the gas-to-hexadecane partition coefficient at 298 K. Sprunger et al. calculated equation coefficients for 8 cations and 4 anions using a database that contained 584 experimental  $\log K$  and 571 experimental  $\log P$  values. No loss in predictive accuracy was observed by separating the equation coefficients into individual cation-specific and anion-specific values. The major advantage of splitting the equation coefficients into individual cation-specific and anion-specific contributions is that one can make predictions for more ILs.

In this work, activity coefficients at infinite dilution of 39 polar and nonpolar compounds (alkanes, alkenes, alkynes, cycloalkanes, aromatics, alcohols) have been determined in the ionic liquid trihexyl(tetradecyl)phosphonium bis(trifluoromethylsulfonyl)imide at  $T = (302.45, 322.35, \text{ and } 342.45) \text{ K}$  by gas–liquid chromatography. This ionic liquid has already been studied in the literature. However, it can be found two literature sources<sup>17,18</sup> for the thermodynamic properties of organic compounds in this phosphonium ionic liquid. These data show a large discrepancy. The modified LFER model proposed by Sprunger and co-workers was used to characterize the nature of solute interactions with this ionic liquid. The cation-specific coefficients were estimated using the partition coefficients of 45 organic compounds calculated at 298.15 K.

## Experimental Procedures and Results

**Materials or Chemicals.** The ionic liquid trihexyl(tetradecyl)phosphonium bis(trifluoromethylsulfonyl)imide,  $[\text{P}_{14,666}^+][\text{NTf}_2^-]$ , was prepared and dried following recently reported methods.<sup>19</sup> The ionic liquid was further dried under vacuum

Table 1. Thermodynamic Properties of Pure Organic Compounds

T/K	$P_0^l/\text{Pa}$	$\rho_l/\text{kg}\cdot\text{m}^{-3}$	ref	T/K	$P_0^l/\text{Pa}$	$\rho_l/\text{kg}\cdot\text{m}^{-3}$	ref	T/K	$P_0^l/\text{Pa}$	$\rho_l/\text{kg}\cdot\text{m}^{-3}$	ref	T/K	$P_0^l/\text{Pa}$	$\rho_l/\text{kg}\cdot\text{m}^{-3}$	ref
Hexane				Methanol				Cycloheptane				Tetrachloromethane			
302.45	24210.8	651.1	22,23	302.45	21131.5	782.7	41,42	302.45	4093.9	803.3	29,31	302.45	18332.6	1577.6	55,56
322.35	52499.3	632.6		322.35	53703.7	763.5		322.35	4499.8	786.1		322.35	40396.7	1554.3	
342.45	102946.7	613.0		342.45	121883.3	743.9		342.45	4916.8	768.4		342.45	80459.9	1530.5	
3-Methylpentane				Ethanol				Benzene				Acetonitrile			
302.45	30193.3	657.7	24,25	302.45	10032.9	781.3	43,44	302.45	15412.3	869.1	24,32	302.45	14420.8	770.9	57,58
322.35	63600.9	637.8		322.35	28380.9	763.9		322.35	35082.5	847.7		322.35	32864.3	748.1	
342.45	121982.6	616.2		342.45	70240.0	745.8		342.45	71753.2	825.8		342.45	67951.5	724.3	
Heptane				1-Propanol				Toluene				Nitromethane			
302.45	7526.3	675.6	26,27	302.45	3792.7	796.1	33,44	302.45	4785.1	858.2	33,34	302.45	5999.6	1117.2	55,59
322.35	18269.1	658.4		322.35	11683.1	779.7		322.35	12026.7	839.4		322.35	15131.0	1090.9	
342.45	39486.7	641.0		342.45	31874.0	762.7		342.45	26620.4	820.1		342.45	34112.5	1063.4	
Octane				2-Propanol				Ethylbenzene				1-Nitropropane			
302.45	2362.3	695.2	22,28	302.45	7496.0	777.2	45,46	302.45	1720.7	864.7	35,36	302.45	1704.6	996.5	55,25
322.35	6456.9	678.7		322.35	22673.7	759.8		322.35	4626.3	855.2		322.35	4905.4	975.3	
342.45	15372.2	661.1		342.45	58865.7	741.6		342.45	11045.1	844.8		342.45	12166.7	953.2	
Nonane				2-Methyl-1-Propanol				1-Hexene				Pyridine			
302.45	687.9	711.0	29,28	302.45	2019.6	795.1	47,48	302.45	29634.0	664.4	37,29	302.45	3509.4	973.0	60,61
322.35	2112.0	695.1		322.35	7039.7	778.2		322.35	62932.0	645.6		322.35	9258.1	953.6	
342.45	5635.2	678.6		342.45	20303.5	760.1		342.45	121361.8	626.6		342.45	21538.3	930.7	
Decane				1-Butanol				1-Hexyne				Thiophene			
302.45	242.8	723.5	29,25	302.45	1181.3	802.5	49,44	302.45	20755.1	707.6	29,25	302.45	13012.0	1051.5	62,61
322.35	834.5	707.9		322.35	4347.4	786.8		322.35	46343.0	688.6		322.35	30183.6	1027.5	
342.45	2431.2	691.9		342.45	13125.3	770.8		342.45	94883.7	668.5		342.45	62828.5	1002.3	
Undecane				Diethylether				1-Hexyne				Formaldehyde			
302.45	77.0	733.9	29,30	302.45	83734.1	702.8	50,51	303.15	7078.6	724.2	29,25	302.45	591761.3	724.3	25,25
322.35	301.9	719.1		322.35	165971.6	678.7		322.35	16555.3	706.7		322.35	1041122.7	682.7	
342.45	981.7	703.9		342.45	302135.9	652.5		342.45	36382.2	687.7		342.45	1726076.9	636.2	
Methylcyclopentane				Diisopropylether				2-Butanone				Propionaldehyde			
302.45	22018.1	740.7	24,29	302.45	23957.6	716.3	52,25	302.45	15783.8	795.6	38,39	302.45	49551.4	786.2	29,25
322.35	47699.4	721.1		322.35	52506.6	695.1		322.35	38462.4	774.2		322.35	106243.6	762.5	
342.45	93728.8	700.6		342.45	103880.3	672.6		342.45	97682.6	752.1		342.45	209796.8	737.5	
Cyclohexane				Chloroform				2-Pentanone				Butyraldehyde			
302.45	15724.8	769.9	24,28	302.45	31412.0	1469.0	41,39	302.45	5842.7	798.3	29,29	302.45	17645.4	794.7	29,63
322.35	35214.2	750.8		322.35	67338.7	1430.6		322.35	14476.2	778.5		322.35	40281.0	773.3	
342.45	70871.0	731.2		342.45	130924.9	1392.1		342.45	32521.1	758.2		342.45	84116.5	751.5	
Methylcyclohexane				Dichloromethane				1,4-Dioxane							
302.45	7572.1	760.9	24,27	302.45	97206.8	1307.9	53,54	302.45	5928.3	1022.8	40,34				
322.35	17861.6	743.7		322.35	175130.4	1269.4		322.35	15203.4	999.8					
342.45	37725.8	726.2		342.45	300203.0	1229.7		342.45	34774.6	976.8					

for 4 days at 343 K to remove trace moisture. The water mass fraction of the ionic liquid, as determined by coulometric Karl Fischer titration, was  $(57 \pm 5) \cdot 10^{-6}$ . The solutes were purchased from Aldrich with a purity higher than 99.5 %. All support materials were purchased from Supelco.

**Apparatus and Experimental Procedure.** Inverse chromatography experiments were carried out using a Varian CP-3800 gas chromatograph equipped with a heated on-column injector and a flame ionization detector. The injector and detector temperatures were kept at 523 K during all experiments. Helium flow rate was adjusted to obtain adequate retention times. Exit gas flow rates were determined using a soap bubble flow meter with an uncertainty of  $\pm 0.1 \text{ cm}^3 \cdot \text{min}^{-1}$ . Methane was used to determine the column hold-up time. The temperature of the oven was measured with a Pt 100 probe and controlled to within 0.1 K. A personal computer directly recorded detector signals, and corresponding chromatograms were obtained using Galaxie software.

Column packing of 1 m length containing a mass fraction of (20 and 30) % of stationary phases (RTIL) on Chromosorb W-HP (60 to 80 mesh) was prepared using the rotary evaporator technique. After evaporation of the chloroform under vacuum, the support was equilibrated at 323 K during 6 h. The mass of the packing material was calculated from the mass of the packed

and empty column and was checked during experiments. The masses of the stationary phase were determined with an uncertainty of  $\pm 0.0003 \text{ g}$ . A volume of the headspace vapor of samples of (1 to 5)  $\mu\text{L}$  was introduced to be in infinite dilution conditions. Each experiment was repeated at least twice to check the reproducibility. Retention times were generally reproducible to within (0.01 to 0.03) min. To check the stability of the experimental conditions, such as the possible elution of the stationary phase by the helium stream, the measurements of retention times were repeated systematically every day for three selected solutes.

**Theoretical Basis.** The retention data determined with inverse chromatography experiments were used to calculate activity coefficients at infinite dilution of the solute in the ionic liquid. The standardized retention volume  $V_N$  was calculated with the following usual relationship<sup>20</sup>

$$V_N = J \cdot U_0 \cdot t_R' \cdot \frac{T_{\text{col}}}{T_r} \cdot \left(1 - \frac{P_{\text{ow}}}{P_0}\right) \quad (3)$$

The adjusted retention time  $t_R'$  was taken as a difference between the retention time of a solute and that of the methane.  $T_{\text{col}}$  is the column temperature;  $U_0$  is the flow rate of the carrier gas measured at room temperature  $T_r$ ;  $P_{\text{ow}}$  is the vapor pressure of

**Table 2. Experimental Activity Coefficients at Infinite Dilution  $\gamma_1^\infty$  of 39 Organic Compounds in Trihexyl(tetradecyl)phosphonium Bis(trifluoromethylsulfonyl)imide at Various Temperatures**

solutes	experimental $\gamma_1^\infty$ at T/K			A	B/K <sup>-1</sup>	R <sup>2</sup>	$\gamma_1^\infty$ at 298.15 K
	302.45	322.35	342.45				
hexane	1.09	1.04	1.01	-0.55	191.53	0.989	1.09
3-methylpentane	1.04	0.98	0.94	-0.81	254.97	0.994	1.05
heptane	1.27	1.22	1.19	-0.29	159.70	0.995	1.28
octane	1.48	1.42	1.40	-0.12	155.81	0.980	1.49
nonane	1.87	1.80	1.74	-0.02	195.51	1.000	1.89
decane	1.97	1.89	1.84	0.11	170.25	0.995	1.98
undecane	2.32	2.18	2.10	0.00	253.51	0.993	2.34
methylcyclopentane	0.85	0.80	0.77	-0.97	244.03	0.997	0.86
cyclohexane	0.83	0.78	0.75	-1.10	275.53	0.994	0.84
methylcyclohexane	0.92	0.89	0.86	-0.68	182.22	0.994	0.93
cycloheptane	0.83	1.81	3.59	12.37	-3799.04	1.000	0.69
benzene	0.39	0.39	0.39	-0.88	-17.84	0.983	0.39
toluene	0.46	0.46	0.47	-0.54	-71.06	0.996	0.46
ethylbenzene	0.54	0.57	0.59	0.15	-233.60	0.988	0.53
1-hexene	0.91	0.87	0.85	-0.74	194.84	0.976	0.92
1-hexyne	0.70	0.69	0.67	-0.74	115.42	0.999	0.71
1-heptyne	0.77	0.78	0.80	0.03	-90.02	0.972	0.76
2-butanone	0.28	0.27	0.23	-2.99	526.29	0.862	0.29
2-pentanone	0.31	0.32	0.33	-0.42	-230.93	0.995	0.30
1,4-dioxane	0.51	0.49	0.48	-1.32	197.42	0.972	0.52
methanol	1.29	0.98	0.86	-3.27	1061.84	0.971	1.33
ethanol	1.56	1.23	1.01	-3.26	1119.29	0.999	1.64
1-propanol	1.53	1.21	1.00	-3.23	1105.39	1.000	1.61
2-propanol	1.55	1.22	0.99	-3.39	1158.34	1.000	1.64
2-methyl-1-propanol	1.49	1.15	0.95	-3.41	1149.05	0.997	1.56
1-butanol	1.62	1.26	1.04	-3.28	1136.18	0.997	1.70
diethyl ether	0.62	0.59	0.57	-1.13	195.94	0.987	0.62
diisopropyl ether	0.93	0.90	0.87	-0.61	162.61	0.992	0.94
chloroform	0.29	0.31	0.32	-0.50	-219.99	0.996	0.29
dichloromethane	0.23	0.25	0.27	-0.08	-417.91	0.991	0.23
tetrachloromethane	0.55	0.55	0.55	-0.58	-5.34	0.909	0.55
acetonitrile	0.56	0.50	0.46	-2.26	503.90	0.999	0.57
nitromethane	0.77	0.64	0.58	-2.82	771.67	0.986	0.80
1-nitropropane	2.19	1.62	1.35	-3.40	1259.49	0.991	2.29
pyridine	0.52	0.41	0.34	-4.43	1142.22	0.999	0.55
thiophene	0.42	0.40	0.38	-1.77	273.07	0.980	0.43
formaldehyde	0.06	0.06	0.07	-1.36	-449.74	0.999	0.06
propionaldehyde	0.35	0.33	0.31	-2.14	331.62	1.000	0.36
butyraldehyde	0.38	0.36	0.35	-1.55	172.04	0.975	0.38

**Table 3. Experimental Activity Coefficients at Infinite Dilution at 302.45 K of Some Solutes with Two Columns Containing Different Amounts of Trihexyl(tetradecyl)phosphonium Bis(Trifluoromethylsulfonyl)imide**

mass of IL (g)	$\gamma_1^\infty$							
	hexane	cyclohexane	benzene	1-hexene	methanol	2-butanone	chloroform	acetonitrile
0.268	1.08	0.82	0.39	0.91	1.26	0.27	0.29	0.54
0.479	1.09	0.83	0.39	0.91	1.29	0.28	0.29	0.56

water at  $T_i$ ; and  $P_o$  is the pressure at the column outlet. The factor  $J$  in eq 3 corrects for the influence of the pressure drop along the column and is given by eq 4<sup>21</sup>

$$J = \frac{3}{2} \cdot \frac{\left[ \left( \frac{P_i}{P_o} \right)^2 - 1 \right]}{\left[ \left( \frac{P_i}{P_o} \right)^3 - 1 \right]} \quad (4)$$

where  $P_i$  and  $P_o$  are, respectively, the inlet and outlet pressures.

The activity coefficient at infinite dilution of a solute 1 in the stationary phase 2 (RTIL) was calculated with the following expression<sup>20</sup>

$$\ln \gamma_{1,2}^\infty = \ln \left( \frac{n_2 \cdot R \cdot T}{V_N \cdot P_1^0} \right) - P_1^0 \cdot \frac{B_{11} - V_1^0}{RT} + \frac{2B_{13} - V_1^\infty}{RT} \cdot J \cdot P_o \quad (5)$$

$n_2$  is the mole number of the stationary phase component inside the column;  $R$  is the ideal gas constant;  $T$  is the temperature of

the oven;  $B_{11}$  is the second virial coefficient of the solute in the gaseous state at temperature  $T$ ;  $B_{13}$  is the mutual virial coefficient between the solute 1 and the carrier gas helium 3; and  $P_1^0$  is the probe vapor pressure at temperature  $T$ . The values of  $P_1^0$  result from correlated experimental data. The molar volume of the solute  $V_1^0$  was determined from experimental densities, and the partial molar volumes of the solutes at infinite dilution  $V_1^\infty$  were assumed to be equal to  $V_1^0$ . Values of  $P_1^0$  and densities  $\rho_1^0$  are given in Table 1 with all references<sup>22-63</sup> used for the calculation of these parameters. Values of  $B_{11}$  and  $B_{13}$  have been estimated according to Tsonopolous's method.<sup>64-66</sup> Critical parameters and acentric factors used for the calculations were taken from the literature.<sup>29,67</sup>

## Results and Discussion

**Activity Coefficients and Selectivity at Infinite Dilution.** The values of  $\gamma_1^\infty$  for 39 solutes in trihexyl(tetradecyl)phosphonium bis(trifluoromethylsulfonyl)imide obtained at different temperatures are listed in Table 2.

**Table 4. Comparison of  $\gamma_i^\infty$  Values Obtained in This Work with  $\gamma_i^\infty$  Values Measured by Letcher et al.<sup>18</sup> and Banerjee et al.<sup>17</sup> at  $T = 303.15$  K**

solutes	Banerjee et al.	$\gamma_i^\infty$	
		Letcher et al.	this work
hexane	0.77	1.09	1.09
heptane	0.78	1.25	1.27
octane	0.84	1.31	1.48
cyclohexane	0.61	0.77	0.83
1-hexene	0.50	0.88	0.91
1-hexyne	0.45	0.66	0.70
1-heptyne	0.49	0.59	0.77
methanol	0.94	1.25	1.29
ethanol	0.88	1.34	1.56
benzene	0.41	0.38	0.39

The uncertainty of  $\gamma_i^\infty$  values may be obtained from the law of propagation of errors. The following measured parameters exhibit uncertainties which must be taken into account in the error calculations with their corresponding standard deviations: the adjusted retention time  $t_R'$ ,  $\pm 0.01$  min; the flow rate of the carrier gas,  $\pm 0.1$  cm<sup>3</sup>·min<sup>-1</sup>; mass of the stationary phase,  $\pm 2$  %; the inlet and outlet pressures,  $\pm 0.002$  bar; the temperature of the oven,  $\pm 0.1$  K. The main source of uncertainty in the calculation of the net retention volume is the determination of the mass of the stationary phase. The estimated uncertainty in determining the net retention volume  $V_N$  is about  $\pm 2$  %. Taking into account that thermodynamic parameters are also subject to an error, the resulting uncertainty in the  $\gamma_i^\infty$  values is about  $\pm 3$  %.

The values of  $\gamma_i^\infty$  have been approximated by the linear regression

$$\ln \gamma_i^\infty = A + \frac{B}{T} \quad (6)$$

The coefficients  $A$  and  $B$ , the correlation coefficients  $R^2$ , and the values of  $\gamma_i^\infty$  (298.15 K) calculated with these coefficients are also given in Table 2. The quality of the linear regression is very good because the correlation coefficients lie between 0.96 and 0.99.

Two columns were prepared containing various amounts of ionic liquids to investigate the effects of adsorption on the retention mechanisms. Table 3 reports infinite dilution activity

**Table 6. Experimental log  $K$  and log  $P$  Values for Solutes Dissolved in Trihexyl(tetradecyl)phosphonium Bis(trifluoromethylsulfonyl)imide at 298.15 K**

solute	log $K_{\text{obs}}$	log $P_{\text{obs}}$
hexane	2.184	4.004
3-methylpentane	2.105	3.945
heptane	2.639	4.599
octane	3.084	5.194
nonane	3.492	5.642
decane	3.976	6.236
undecane	4.413	6.793
methylcyclopentane	2.330	3.500
cyclohexane	2.493	3.393
methylcyclohexane	2.776	4.026
benzene	2.839	2.209
toluene	3.290	2.640
ethylbenzene	3.701	3.121
1-hexene	2.177	3.337
1-hexyne	2.429	2.639
1-heptyne	3.005	3.445
2-butanone	3.003	0.283
2-pentanone	3.365	0.785
1,4-dioxane	3.118	-0.592
methanol	2.184	-1.556
ethanol	2.419	-1.251
1-propanol	2.879	-0.681
2-propanol	2.538	-0.942
2-methyl-1-propanol	3.191	-0.109
1-butanol	3.346	-0.114
diethyl ether	1.887	0.717
diisopropyl ether	2.265	1.215
chloroform	2.652	1.862
dichloromethane	2.405	1.445
tetrachloromethane	2.609	2.799
acetonitrile	2.693	-0.157
nitromethane	2.958	0.008
pyriline	3.349	-0.091
thiophene	2.887	1.847
propanal	2.360	-0.160
butanal	2.778	0.448
carbon dioxide	-0.024	0.056
ethene	0.094	1.034
propene	0.542	1.512
1,3-butadiene	0.940	1.390
butene	0.858	1.868

coefficients of some selected solutes at 302.45 K measured with two columns. The difference between both sets of  $\gamma_i^\infty$  values is of the order of the experimental uncertainty. Most of the solutes are retained mainly by partition, and the experimental results are not affected by solute adsorption onto the solid support. As

**Table 5. Selectivity Values  $S_{12}^\infty$  for Different Separation Problems: (a) Hexane–Benzene, (b) Hexane–Methanol, (c) Hexane–Thiophene**

solvent	$T/K$	$S_{12}^\infty$			ref
		(a)	(b)	(c)	
trihexyl(tetradecyl)phosphonium bis(trifluoromethylsulfonyl)imide	298.15	2.8	0.8	2.6	this work
trihexyl(tetradecyl)phosphonium bis(2,4,4-trimethylpentyl)-phosphinate	308.15	1.5	-	-	68
trihexyl(tetradecyl)phosphonium tris(pentafluoroethyl)trifluorophosphate	308.15	3.3	0.5	-	69
tributylmethylphosphonium methylsulfate	308.15	10.2	-	-	70
sulfolane	298.15	20.5	-	-	71
1-ethyl-3-methylimidazolium tetrafluoroborate	298.15	61.6	290.4	-	72
1-hexyl-3-methylimidazolium tetrafluoroborate	298.15	22.3	29.2	-	72
1-octyl-3-methylimidazolium tetrafluoroborate	298.15	10.5	12.1	-	72
1-hexadecyl-3-methylimidazolium tetrafluoroborate	298.15	2.8	2.2	2.2	73
1-ethyl-3-methylimidazolium ethylsulfate	298.15	41.4	-	-	74
1-butyl-3-methylimidazolium octylsulfate	298.15	5.5	4.4	6.5	75
1-hexyl-3-methylimidazolium hexafluorophosphate	298.15	21.6	10.2	-	76
<i>n</i> -acryloyloxypropyl- <i>N</i> -methylimidazolium bromide	313.15	27.6	551.6	69.2	77
<i>n</i> -methacryloyloxyhexyl- <i>N</i> -methylimidazolium bromide	313.15	50.4	820	82	77
1-propenyl-3-methylimidazolium bromide	323.15	7	139.3	16.9	78
1-propenyl-3-octylimidazolium bromide	323.15	6.4	52.3	9.6	78
1-propyl boronic acid-3-octylimidazolium bromide	323.15	9.91	455.7	15.2	78
1-propyl boronic acid-3-decylimidazolium bromide	323.15	4.1	109	6.9	78
1-propyl boronic acid-3-dodecylimidazolium bromide	323.15	3.8	116.3	5.2	78



Table 7. Solute Descriptors of Compounds Studied

solute	<i>E</i>	<i>S</i>	<i>A</i>	<i>B</i>	<i>V</i>	<i>L</i>
hexane	0.000	0.000	0.000	0.000	0.9540	2.668
3-methylpentane	0.000	0.000	0.000	0.000	0.9540	2.581
heptane	0.000	0.000	0.000	0.000	1.0949	3.130
octane	0.000	0.000	0.000	0.000	1.2358	3.677
nonane	0.000	0.000	0.000	0.000	1.3767	4.182
decane	0.000	0.000	0.000	0.000	1.5176	4.686
undecane	0.000	0.000	0.000	0.000	1.6585	5.191
methylcyclopentane	0.225	0.100	0.000	0.000	0.8454	2.907
cyclopentane	0.263	0.100	0.000	0.000	0.7045	2.477
cyclohexane	0.305	0.100	0.000	0.000	0.8454	2.964
cycloheptane	0.350	0.100	0.000	0.000	0.9863	3.704
methylcyclohexane	0.244	0.060	0.000	0.000	0.9863	3.319
benzene	0.610	0.520	0.000	0.140	0.7176	2.786
toluene	0.601	0.520	0.000	0.140	0.8573	3.325
ethylbenzene	0.613	0.510	0.000	0.150	0.9982	3.788
1-hexene	0.078	0.080	0.000	0.070	0.9110	2.572
1-heptene	0.092	0.080	0.000	0.070	1.0519	3.063
1-octene	0.094	0.080	0.000	0.070	1.1928	3.568
1-hexyne	0.166	0.220	0.100	0.120	0.8680	2.510
1-heptyne	0.160	0.230	0.090	0.100	1.0089	3.000
1-octyne	0.155	0.220	0.090	0.100	1.1498	3.521
2-butanone	0.166	0.700	0.000	0.510	0.6879	2.287
2-pentanone	0.143	0.680	0.000	0.510	0.8288	2.755
1,4-dioxane	0.329	0.750	0.000	0.640	0.6810	2.892
methanol	0.278	0.440	0.430	0.470	0.3082	0.970
ethanol	0.246	0.420	0.370	0.480	0.4491	1.485
1-propanol	0.236	0.420	0.370	0.480	0.5900	2.031
2-propanol	0.212	0.360	0.330	0.560	0.5900	1.764
2-methyl-1-propanol	0.217	0.390	0.370	0.480	0.7309	2.413
1-butanol	0.224	0.420	0.370	0.480	0.7309	2.601
diethyl ether	0.041	0.250	0.000	0.450	0.7309	2.015
diisopropyl ether	-0.060	0.160	0.000	0.580	1.0127	2.530
chloroform	0.425	0.490	0.150	0.020	0.6167	2.480
dichloromethane	0.387	0.570	0.100	0.050	0.4943	2.019
tetrachloromethane	0.458	0.380	0.000	0.000	0.7391	2.823
acetonitrile	0.237	0.900	0.070	0.320	0.4042	1.739
nitromethane	0.313	0.950	0.060	0.310	0.4237	1.892
pyridine	0.631	0.840	0.000	0.520	0.6753	3.022
thiophene	0.687	0.560	0.000	0.150	0.6411	2.943
propanal	0.196	0.650	0.000	0.450	0.5470	1.815
butanal	0.187	0.650	0.000	0.450	0.6879	2.270
carbon dioxide	0.000	0.280	0.050	0.100	0.2809	0.058
ethene	0.107	0.100	0.000	0.070	0.3474	0.289
propene	0.103	0.080	0.000	0.070	0.4883	0.946
1,3-butadiene	0.320	0.230	0.000	0.100	0.5862	1.543
butene	0.100	0.080	0.000	0.070	0.6292	1.529

observed with imidazolium-based ionic liquids, cations with a long alkyl chain length tend to increase the solubility of most organic compounds in IL and to limit the adsorption contribution in the retention mechanism. The results of  $\gamma_i^\infty$  suggest that the intermolecular interactions between the ionic liquid and the solute become stronger with an increasing number of polarizable electrons present in double bonds and aromatic rings, probably due to the increasing strength of ion-induced dipole interactions. The following trend was observed in the ionic liquid studied:  $\gamma_i^\infty$  *n*-hexane >  $\gamma_i^\infty$  *n*-hexene >  $\gamma_i^\infty$  *n*-hexyne >  $\gamma_i^\infty$  benzene. The activity coefficients of the linear *n*-alkanes, *n*-alkynes, alkylbenzenes, ketones, and aldehydes increase with increasing chain length.

The activity coefficients are below unity apart from the alkanes and alcohols indicating a strong affinity of the solutes for the ionic liquid. The  $\gamma_i^\infty$  values of *n*-alkanes are higher than the values obtained with cyclohexane, alkenes, alkynes and aromatics. Introduction of a double or triple bond in the *n*-alkanes decreases the  $\gamma_i^\infty$  values. Cyclization of the alkane skeleton reduces the value of  $\gamma_i^\infty$  in comparison to that of the corresponding linear alkanes (e.g., hexane). Aromatics have smaller  $\gamma_i^\infty$  values, this is probably due to the interaction of their delocalized  $\pi$  electrons with the positive charge on the cation of the ionic liquid.

In Table 4, our results are compared with activity coefficients measured by Banerjee et al.<sup>17</sup> and Letcher et al.<sup>18</sup> Our measured

activity coefficients at 302.45 K are in good agreement with literature values of Letcher et al. at 303.15 K except for the *n*-alkyne solutes. Indeed, the  $\gamma_i^\infty$  values measured by Letcher decrease with increasing chain length while our values increase. The only explanation we found is the difference between the vapor pressure value of the pure compound used to estimate activity coefficients. For example, the vapor pressure of 1-heptyne used by Letcher is 8580 Pa, while the experimental value used in this work is 7080 Pa at 303.15 K. To check the quality of our thermodynamic data, we also used Design Institute for Physical Properties Data (DIPPR)<sup>25</sup> for 1-heptyne, and we found 7146 Pa. This illustrates the importance of thermodynamic data of the pure component used for the calculation of the activity coefficient. This observation may also explain the difference trend with temperature for some solutes. Indeed,  $\gamma_i^\infty$  values of *n*-alkanes measured by Letcher slightly increase with an increase of the temperature, while our data slightly decrease. The values obtained by Banerjee are systematically lower than the data presented in this work. These differences are not due to the thermodynamic properties of pure compounds used in the activity coefficient calculation but to the determination of the mass of the stationary phase, the flow rate, or the purity of the ionic liquids.

Table 5 shows selectivities  $S_{12}^\infty$  for different separation problems: hexane/benzene, hexane/methanol, hexane/thiophene, cyclohexane/thiophene for other ionic liquids based on 1-alkyl-3-methylimidazolium cation and for few solvents at different temperatures. The selectivities for the investigated IL are very low compared to the value obtained with imidazolium-based ionic liquids, indicating the limited potential of this phosphonium IL for separation. For instance, the selectivity for hexane/benzene is 2.2, while it is 60.1 with 1-butyl-3-methylimidazolium tetrafluoroborate or 30.5 with sulfolane used commercially for separating aliphatic/ aromatic hydrocarbons. As observed with imidazolium-based ionic liquids, phosphonium ILs with a long alkyl chain on the cation have a low selectivity. It is obvious that the chemical nature of the cation and the anion plays an important role in separation of mixtures containing polar and aliphatic compounds.

**LSER Characterization.** The experimental activity coefficient data measured here can be used to calculate the Abraham model ion-specific equation coefficients for the trihexyl(tetradecyl)phosphonium cation for both the gas-to-IL (see eq 1) and water-to-IL (see eq 2) partitioning processes. To calculate the equation coefficients for the trihexyl(tetradecyl)phosphonium cation, one first extrapolates the measured infinite dilution activity coefficients,  $\gamma_{\text{solute}}^\infty$ , to 298 K and then converts the resulting numerical values to log *K* values through eq 7

$$\log K = \log \left( \frac{RT}{\gamma_{\text{solute}}^\infty P_{\text{solute}}^\circ V_{\text{solvent}}^\circ} \right) \quad (7)$$

or log *P* values for partition from water to the ionic liquid through eq 8

$$\log P = \log K - \log K_w \quad (8)$$

The calculation of log *P* requires knowledge of the solute's gas phase partition coefficient into water, *K<sub>w</sub>*, which is available for most of the solutes being studied. We have tabulated in Table 1 the log *P* and log *K* values at 298 K calculated from activity coefficient data in Table 2. Also included in the table are the log *P* and log *K* values for carbon dioxide, ethane, propene, 1,3-butadiene, and butane. These later values were calculated from measured Henry's law constants and experimental solubility data taken from the published literature.<sup>79</sup>

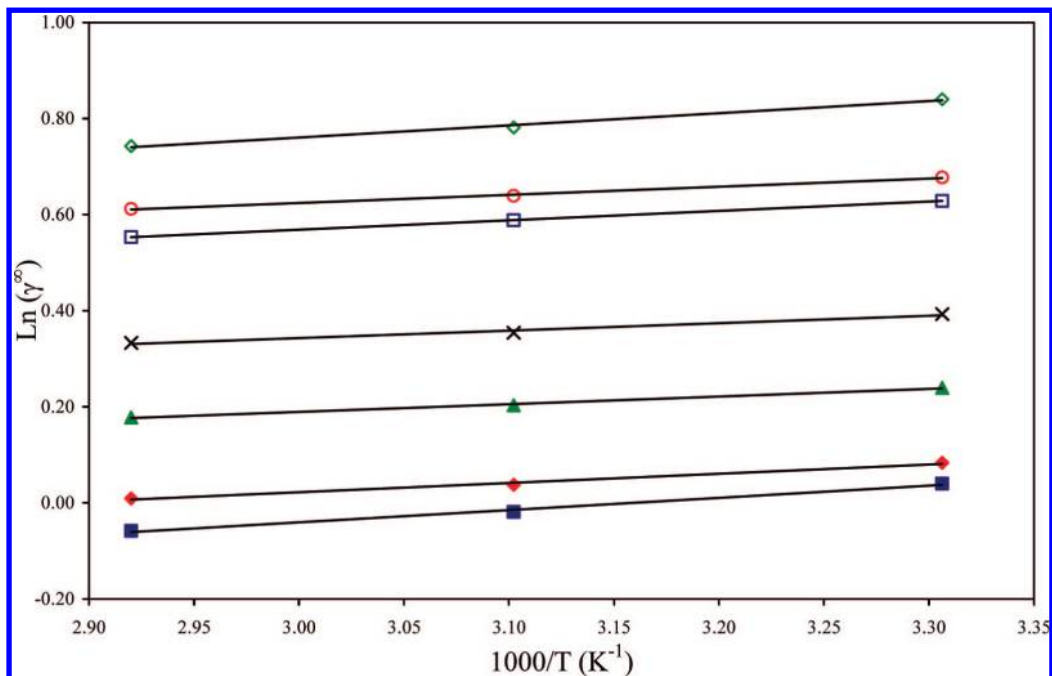


Figure 1. Plot of  $\ln(\gamma^\infty)$  versus  $1/T$  for the alkanes. ■, Hexane; ◆, 3-Methylpentane; ▲, Heptane; ×, Octane; □, Nonane; ○, Decane; ◇, Undecane.

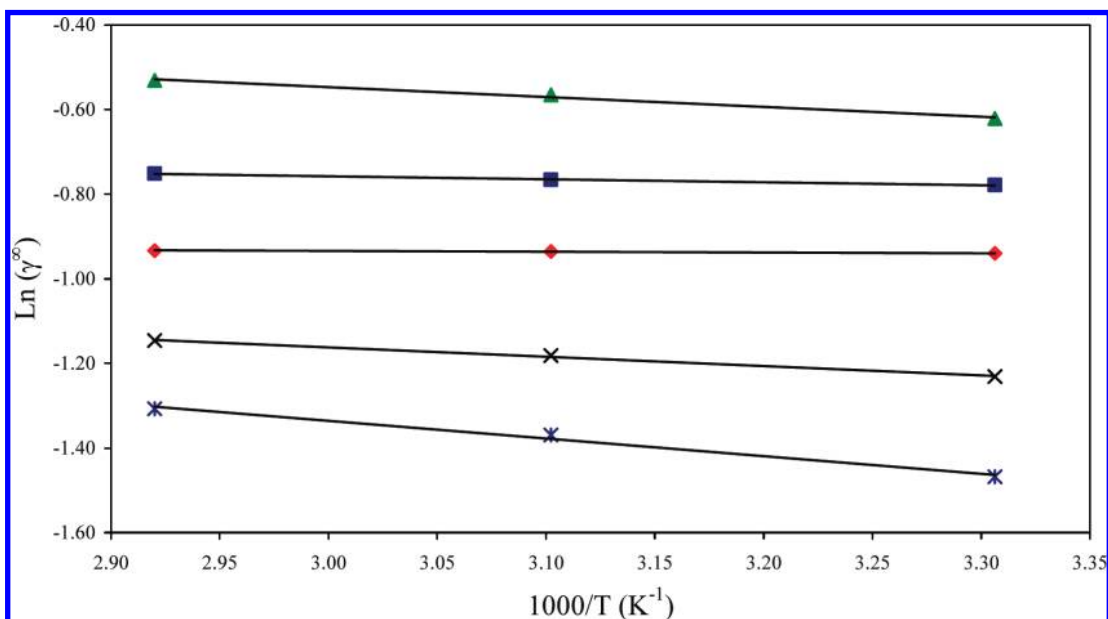


Figure 2. Plot of  $\ln(\gamma^\infty)$  versus  $1/T$  for the aromatics and chloroalkanes. \*, Dichloromethane; ×, Chloroform; ◆, Benzene; ■, Toluene; ▲, Ethylbenzene.

Analysis of the experimental  $\log K$  and  $\log P$  data in Table 1 gave

$$\log K = -0.447(0.066) - 0.619(0.144)E + 1.666(0.137)S + 2.262(0.182)A + 0.031(0.157)B + 0.957(0.021)L$$

$$(N = 41, SD = 0.115, R^2 = 0.985, F = 466.5) \quad (9)$$

$$\log P = -0.261(0.101) - 0.124(0.163)E + 0.020(0.167)S - 1.334(0.215)A - 4.986(0.183)B + 4.304(0.093)V$$

$$(N = 41, SD = 0.133, R^2 = 0.996, F = 1767.7) \quad (10)$$

where  $N$  denotes the number of experimental values used in the regression analysis;  $SD$  refers to the standard deviation;  $R^2$  is the squared correlation coefficient; and  $F$  corresponds to the Fisher  $F$ -statistic. Solute descriptors used in the analysis are given in Table 7. Equations 9 and 10 provide a very accurate mathematical description of the experimental  $\log K$  and  $\log P$  values as shown in Figures 3 and 4, respectively.

As noted above, our experimental activity coefficients at 302.45 K are in reasonably good agreement with the published values measured by Letcher et al. at 303.15 K. Both sets of data were measured at temperatures only slightly above 298.15 K, and extrapolation of the measured values back to the common temperature of 298.15 K involves only a small numerical correction. It is possible to combine the partition coefficient data in Table 1 and partition coefficients calculated from the Letcher et al. data into the same regression analysis

$$\log K = -0.406(0.058) - 0.576(0.123)E + 1.602(0.125)S + 2.338(0.156)A - 0.009(0.147)B + 0.959(0.018)L$$

$$(N = 59, SD = 0.112, R^2 = 0.982, F = 587.6) \quad (11)$$

and

$$\log P = -0.155(0.092) - 0.163(0.146)E - 0.029(0.157)S - 1.271(0.192)A - 5.042(0.179)B + 4.246(0.085)V$$

$$(N = 59, SD = 0.136, R^2 = 0.996, F = 2544.8) \quad (12)$$

The correlations obtained from such analyses are essentially identical to those derived from our data alone. Combination of the data sets does lead to slightly improved statistics resulting from the larger number of experimental data used in deriving

eqs 11 and 12. The combined database does contain four additional solutes (cyclopentane, 1-heptene, 1-heptyne, and 1-octyne). From a predictive standpoint eqs 11 and 12 are preferred as the derived correlations are based on a slightly larger number of compounds and data points.

Each calculated coefficient corresponds to the sum of the respective cation-specific and anion-specific contribution. In

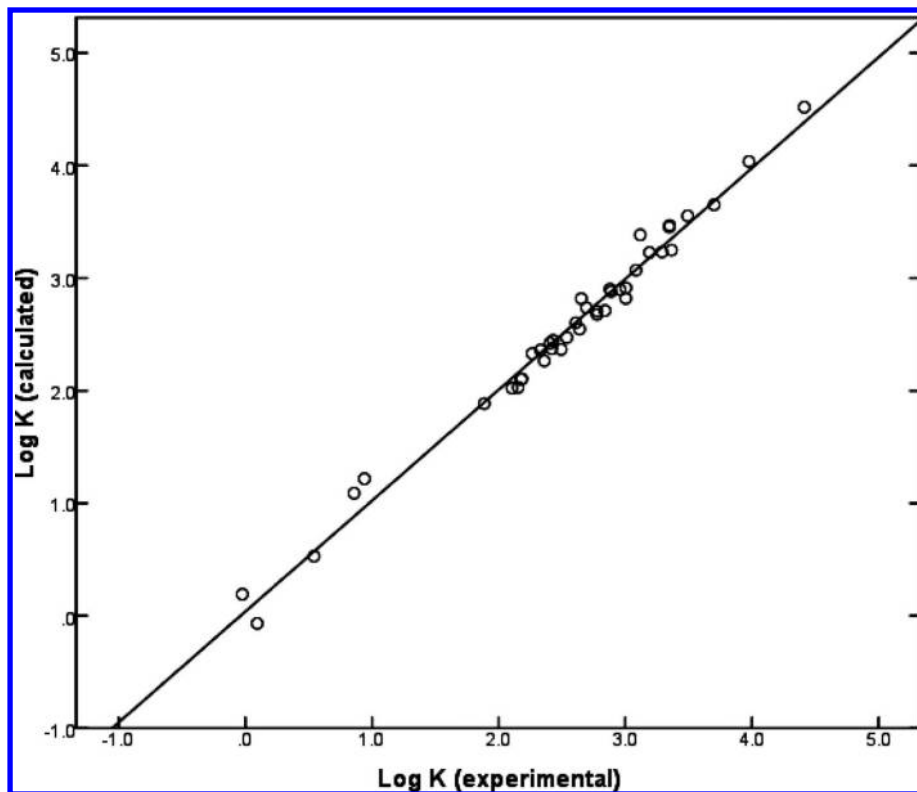


Figure 3. Comparison of observed  $\log K$  data versus calculated values based on eq 9.

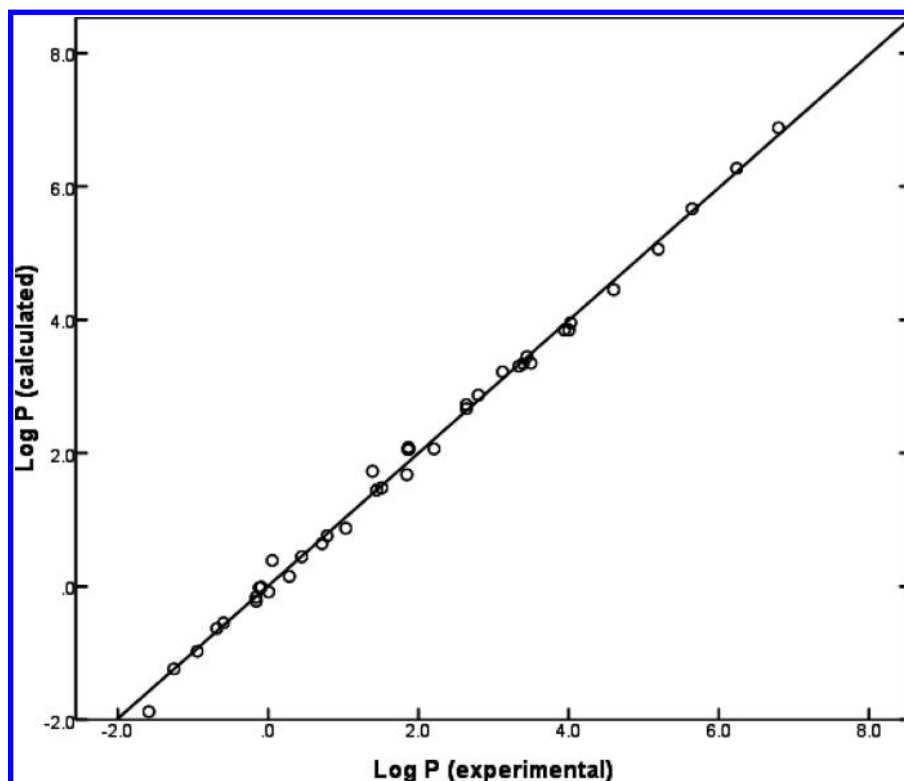


Figure 4. Comparison of observed  $\log P$  data versus calculated values based on eq 10.



establishing the computation methodology, the equation coefficients for the bis(trifluoromethylsulfonyl)imide were set equal to zero to provide a reference point from which all other equation coefficients would be calculated. The equation coefficients in eqs 11 and 12 thus correspond to the ion-specific coefficients for the trihexyl(tetradecyl)phosphonium cation. As noted in previous papers, the cation-specific and anion-specific equation coefficients can be combined to yield predictive equations for the different ionic liquids. To date, we have reported equation coefficients for nine cations (counting trihexyl(tetradecyl)phosphonium) and four anions (bis(trifluoromethylsulfonyl)imide, hexafluorophosphate, tetrafluoroborate, and ethylsulfate).<sup>16</sup> The four sets of reported anion-specific equation coefficients can be combined with the values reported here for trihexyl(tetradecyl)phosphonium to give correlations for predicting both  $\log K$  and  $\log P$  values for solutes dissolved in trihexyl(tetradecyl)phosphonium bis(trifluoromethylsulfonyl)imide, trihexyl(tetradecyl)phosphonium hexafluorophosphate, trihexyl(tetradecyl)phosphonium tetrafluoroborate, and trihexyl(tetradecyl)phosphonium ethylsulfate.

## Literature Cited

- Wasserscheid, P.; Welton T. *Ionic liquids in synthesis*; Wiley-VCH: New York, 2003.
- MacFarlane, D. R.; Seddon, K. R. Ionic liquids—progress on the fundamental issues. *Aust. J. Chem.* **2007**, *60*, 3–5.
- Welton, T. Room-Temperature Ionic Liquids. Solvents for Synthesis and Catalysis. *Chem. Rev.* **1999**, *99*, 2071–2083.
- Seddon, K. R. Ionic liquids for clean technology. *J. Chem. Technol. Biotechnol.* **1997**, *68*, 351–356.
- Rodríguez, H.; Williams, M.; Wilkes, J. S.; Rogers, R. D. Ionic liquids for liquid-in-glass thermometers. *Green Chem.* **2008**, *10*, 501–507.
- Brennecke, J. F.; Maginn, E. J. Ionic liquids: Innovative fluids for chemical processing. *AIChE J.* **2001**, *47*, 2384–2389.
- Alonso, L.; Arce, A.; Francisco, M.; Rodríguez, O.; Soto, A. Gasoline desulfurization using extraction with [C8mim][BF<sub>4</sub>] ionic liquid. *AIChE J.* **2007**, *53*, 3108–3115.
- Jork, C.; Kristen, C.; Pieraccini, D.; Stark, A.; Chiappe, C.; Beste, Y. A.; Arlt, W. Tailor-made ionic liquids. *J. Chem. Thermodyn.* **2005**, *37*, 537–558.
- Kato, R.; Gmehling, J. Systems with ionic liquids: Measurement of VLE and  $\gamma^{\infty}$  data and prediction of their thermodynamic behavior using original UNIFAC, mod. UNIFAC(Do) and COSMO-RS(OI). *J. Chem. Thermodyn.* **2005**, *37*, 603–619.
- Hansmeier, A.; Meindersma, G. W.; De Haan, A. B. A new approach for the extraction of aromatic hydrocarbons from naphta. *2nd International Congress on Ionic Liquids (COIL-2)*; Yokohama, Japan, 2007.
- Eike, D. M.; Brennecke, J. F.; Maginn, E. J. Predicting Infinite-Dilution Activity Coefficients of Organic Solutes in Ionic Liquids. *Ind. Eng. Chem. Res.* **2004**, *43*, 1039–1048.
- Acree, W. E., Jr.; Abraham, M. H. The analysis of solvation in ionic liquids and organic solvents using the Abraham model linear free energy relationship. *J. Chem. Technol. Biotechnol.* **2006**, *81*, 1441–1446.
- Abraham, M. H.; Acree, W. E., Jr. Comparative analysis of solvation and selectivity in room temperature ionic liquids using the Abraham linear free energy relationship. *Green Chem.* **2006**, *8*, 906–915.
- Abraham, M. H.; Zissimos, A. M.; Huddleston, J. G.; Willauer, H. D.; Rogers, R. D.; Acree, W. E., Jr. Some novel liquid partitioning systems: Water-ionic liquids and aqueous biphasic systems. *Ind. Eng. Chem. Res.* **2003**, *42*, 413–418.
- Sprunger, L.; Clark, M.; Acree, W. E., Jr.; Abraham, M. H. Characterization of room-temperature ionic liquids by the Abraham model with cation-specific and anion-specific equation coefficients. *J. Chem. Inf. Model.* **2007**, *47*, 1123–1129.
- Sprunger, L. M.; Proctor, A.; Acree, W. E., Jr.; Abraham, M. H. LFER correlations for room temperature ionic liquids: Separation of equation coefficients into individual cation-specific and anion-specific contributions. *Fluid Phase Equilib.* **2008**, *265*, 104–111.
- Banerjee, T.; Khanna, A. Infinite dilution activity coefficients for trihexyltetradecyl phosphonium ionic liquids: Measurements and COSMO-RS prediction. *J. Chem. Eng. Data* **2006**, *51*, 2170–2177.
- Letcher, T. M.; Ramjugernath, D.; Laskowska, M.; Krolikowski, M.; Naido, P.; Domanska, U. Determination of activity coefficients at infinite dilution of solutes in the ionic liquid, trihexyltetradecylphosphonium bis(trifluoromethylsulfonyl)imide, using gas-liquid chromatography at  $T = (303.15, 308.15, 313.15 \text{ and } 318.15) \text{ K}$ . *J. Chem. Eng. Data* **2008**, *53*, 2044–2049.
- Page, P. M.; McCarty, T. A.; Baker, G. A.; Baker, S. N.; Bright, F. V. Comparison of dansylated aminopropyl controlled pore glass solvated by molecular and ionic liquids. *Langmuir* **2007**, *23*, 843–849.
- Cruickshank, A. J. B.; Windsor, M. L.; Young, C. L. The use of gas-liquid chromatography to determine activity coefficients and second virial coefficients of mixtures. *Proc. R. Soc. London* **1966**, *A295*, 259–270.
- Grant, D. W. *Gas-Liquid Chromatography*; van Nostrand Reinhold: London, 1971.
- Michou-Saucet, M.-A.; Jose, J.; Michou-Saucet, C.; Merlin, J. C. Pressions de vapeur et enthalpies libres d'excès de systèmes binaires: Hexaméthylphosphotriamide (HMPT) + *n*-hexane; *n*-heptane; *n*-octane: A 298,15 K; 303,15 K; 313,15 K; 323,15 K; 333,15 K. *Thermochim. Acta* **1984**, *75*, 85–106.
- Heintz, A.; Schmittecker, B.; Wagner, D.; Lichtenthaler, R. N. Excess Volumes of Binary 1-Alkanol/Hexane Mixtures at Temperatures between 283.15 and 323.15 K. *J. Chem. Eng. Data* **1986**, 487–492.
- Willingham, C. B.; Taylor, W. J.; Pignocco, J. M.; Rossini, F. D. Vapor pressures and boiling points of some paraffin, alkylcyclopentane, alkylcyclohexane, and alkylbenzene hydrocarbons. *J. Res. Natl. Bur. Stand. U.S.A.* **1945**, *35*, 219.
- Rowley, R. L.; Wilding, W. V.; Oscarson, J. L.; Zundel, N. A.; Marshall, T. L.; Daubert, T. E.; Danner, R. P. *DIPPR Data Compilation of Pure Chemical Properties*; Design Institute for Physical Properties, AIChE: New York, 2006.
- Forziati, A. F.; Norris, W. R.; Rossini, F. D. Vapor pressures and boiling points of sixty API–NBS hydrocarbons. *J. Res. Natl. Bur. Stand. (U. S.)* **1949**, *43*, 555.
- Christopher, P. M.; Laukhuf, W. L. S.; Plank, C. A. The densities of methylcyclohexane-*n*-heptane mixtures. *J. Chem. Eng. Data* **1976**, 443–445.
- Aicart, E.; Tardajos, G.; Diaz Pena, M. Isothermal compressibility of cyclohexane + *n*-hexane, cyclohexane + *n*-heptane, cyclohexane + *n*-octane, and cyclohexane + *n*-nonane. *J. Chem. Eng. Data* **1980**, 140–145.
- Thermodynamics Research Center*, Texas Engineering Experiment Station, The Texas A. and M. University System: College Station, April 1987.
- Doolittle, A. K.; Peterson, R. H. Preparation and Physical Properties of a Series of *n*-Alkanes. *J. Am. Chem. Soc.* **1951**, 2145–2151.
- Meyer, E. F.; Hotz, C. A. Cohesive Energies in Polar Organic Liquids. *J. Chem. Eng. Data* **1976**, 274–279.
- Diaz Pena, M.; Tardajos, G. Isothermal compressibilities of *n*-alkanes and benzene. *J. Chem. Thermodyn.* **1978**, 19–24.
- Van Ness, H. C.; Soczek, C. A.; Peloquin, G. L.; Machado, R. L. Thermodynamic excess properties of three alcohol-hydrocarbon systems. *J. Chem. Eng. Data* **1967**, 217–224.
- Prengle, H. W.; Felton, E. G.; Pike, M. A. Thermodynamics of solutions—Volume change on mixing for four systems. *J. Chem. Eng. Data* **1967**, 193–196.
- Dreyer, R.; Martin, W.; Von Weber, U. Die Sättigungsdampfdrucke von Benzol, Toluol, Äthylbenzol, Styrol, Cumol und Brombenzol zwischen 10 und 760 Torr. *J. Prakt. Chem.* **1955**, 324–328.
- Singh, R. P.; Sinha, C. P.; Das, J. C.; Ghosh, P. Viscosity and density of ternary mixtures for toluene, ethylbenzene, bromobenzene, and 1-hexanol. *J. Chem. Eng. Data* **1989**, 335–338.
- Camin, D. L.; Rossini, F. D. Physical Properties of the 17 Isomeric Hexenes of the API Research Series. *J. Phys. Chem.* **1956**, 1446–1451.
- Price, T. W. The vapour pressures and densities of mixtures of acetone and methyl ethyl ketone. *J. Chem. Soc., Trans.* **1919**, 1116–1126.
- Lagemann, R. T.; McMillan, D. R.; Woolf, W. E. Temperature Variation of Ultrasonic Velocity in Liquids. *J. Chem. Phys.* **1949**, 369–373.
- Francesconi, R.; Comelli, F. Excess thermodynamic properties of the binary system 1,4-dioxane-acetonitrile at 40 °C. *J. Chem. Eng. Data* **1988**, 80–83.
- Boublik, T.; Aim, K. Heats of vaporisation of simple non-spherical molecule compounds. *Collect. Czech. Chem. Commun.* **1972**, 3513–3521.
- Diaz Pena, M.; Tardajos, G. Isothermal compressibilities of *n*-1-alcohols from methanol to 1-dodecanol at 298.15, 308.15, 318.15, and 333.15 K. *J. Chem. Thermodyn.* **1979**, 441–445.
- Amrose, D.; Sprake, C. H. S. Thermodynamic properties of organic oxygen compounds XXV. Vapour pressures and normal boiling temperatures of aliphatic alcohols. *J. Chem. Thermodyn.* **1970**, 631–645.
- Garcia, B.; Herrera, C.; Leal, J. M. Shear viscosities of binary liquid mixtures: 2-pyrrolidinone with 1-alkanols. *J. Chem. Eng. Data* **1991**, 269–274.

- (45) Weclawski, J.; Bylicki, A. A new apparatus for total-pressure measurements by the static method: Application to the vapour pressures of cyclohexane, propan-2-ol and pyridine. *Fluid Phase Equilib.* **1983**, 143–153.
- (46) Paez, S.; Contreras, M. Densities and viscosities of binary mixtures of 1-propanol and 2-propanol with acetonitrile. *J. Chem. Eng. Data* **1989**, 455–459.
- (47) Butler, J. A. V.; Ramchandani, C. N.; Thomson, D. W. The solubility of non-electrolytes. Part I. The free energy of hydration of some aliphatic alcohols. *J. Chem. Soc.* **1935**, 280–285.
- (48) Costello, J. M.; Bowden, S. T. The temperature variation of orthobatic density difference in liquid–vapor systems. III. Alcohols. *Recl. Trav. Chim. Pays-Bas* **1958**, 77, 36.
- (49) Kemme, H. R.; Kreps, S. I. Vapor pressure of primary n-alkyl chlorides and alcohols. *J. Chem. Eng. Data* **1969**, 98–102.
- (50) Poling, B. E.; Prausnitz, J. M.; O'Connell, J. P. *The properties of gases and liquids*, 5th ed.; McGraw-Hill: New York, 2001.
- (51) Hales, J. L.; Gundry, H. A.; Ellender, J. H. Liquid densities from 288 to 490 K of four organic oxygen compounds. *J. Chem. Thermodyn.* **1983**, 211–215.
- (52) Ambrose, D.; Ellender, J. H.; Sprake, C. H. S.; Townsend, R. Thermodynamic properties of organic oxygen compounds XLIII. Vapour pressures of some ethers. *J. Chem. Thermodyn.* **1976**, 165–178.
- (53) Garcia-Sanchez, F.; Romero-Martinez, A.; Trejo, A. Vapour pressure, critical temperature, and critical pressure of dichloromethane. *J. Chem. Thermodyn.* **1989**, 823–826.
- (54) Phillips, T. W.; Murphy, K. P. Liquid viscosity of halocarbons. *J. Chem. Eng. Data* **1970**, 304–307.
- (55) Lencka, M.; Szafranski, A.; Maczynski, A. Combined and recommended data, 1984.
- (56) Azim, M. A.; Bhatnagar, S. S.; Mathur, R. N. Influence of temperature on the diamagnetism of certain liquids. *Philos. Mag.* **1933**, 16, 580–593.
- (57) Muthu, O.; Maher, P. J.; Smith, B. D. Vapor-liquid equilibrium for the binary systems propionitrile-ethylbenzene and acetonitrile-ethyl acetate, -ethyl alcohol, and -toluene. *J. Chem. Eng. Data* **1980**, 163–170.
- (58) Kratzke, H.; Muller, S. Thermodynamic properties of acetonitrile 2. ( $p$ ,  $\rho$ ,  $T$ ) of saturated and compressed liquid acetonitrile. *J. Chem. Thermodyn.* **1985**, 151–158.
- (59) Berman, H. A.; West, E. D. Density and vapor pressure of nitromethane 26.degree. to 200.degree. *J. Chem. Eng. Data* **1967**, 197–199.
- (60) Lencka, M. Measurements of the vapour pressures of pyridine, 2-methylpyridine, 2,4-dimethylpyridine, 2,6-dimethylpyridine, and 2,4,6-trimethylpyridine from 0.1 kPa to atmospheric pressure using a modified Świątosławski ebulliometer. *J. Chem. Thermodyn.* **1990**, 473–480.
- (61) Holland, R. S.; Smyth, C. P. Microwave Adsorption and Molecular Structure in Liquids. X. The Relaxation Times of Nine Heterocyclic Molecules. *J. Phys. Chem.* **1955**, 1088–1092.
- (62) White, P. T.; Barnard-Smith, D. G.; Fidler, F. A. Vapor Pressure–Temperature Relationships of Sulfur Compounds Related to Petroleum. *Ind. Eng. Chem.* **1952**, 1430–1438.
- (63) Friend, J. N.; Hargreaves, W. D. Viscosities and rheochors of aldehydes, nitriles and of secondary and tertiary amines. *Philos. Mag.* **1944**, 35, 619–631.
- (64) Tsonopoulos, C. Empirical correlation of second virial coefficients. *AIChE J.* **1974**, 20, 263–272.
- (65) Tsonopoulos, C. Second virial coefficients of polar haloalkanes. *AIChE J.* **1975**, 21, 827–829.
- (66) Tsonopoulos, C. Second virial coefficients of water pollutants. *AIChE J.* **1978**, 24, 1112–1115.
- (67) Reid, R. C.; Prausnitz, J. M.; Sherwood, T. K. *The properties of Gases and Liquids* (Chemical Engineering Series), 3rd ed.; McGraw-Hill: New York, 1977.
- (68) Letcher, T. M.; Ramjugernath, D.; Laskowska, M.; Krölikowski, M.; Naidoo, P.; Domańska, U. Activity coefficients at infinite dilution measurements for organic solutes in the ionic liquid trihexyltetradecylphosphonium-bis-(2,4,4-trimethylpentyl)-phosphinate using g.l.c. at  $T = (303.15, 308.15, 313.15, \text{ and } 318.15)$  K. *J. Chem. Thermodyn.* **2008**, 40, 1243–1247.
- (69) Letcher, T. M.; Reddy, P. Determination of activity coefficients at infinite dilution of organic solutes in the ionic liquid, trihexyl(tetradecyl)-phosphonium tris(pentafluoroethyl) trifluorophosphate, by gas–liquid chromatography. *Fluid Phase Equilib.* **2005**, 235, 11–17.
- (70) Letcher, T. M.; Reddy, P. Determination of activity coefficients at infinite dilution of organic solutes in the ionic liquid, Tributylmethylphosphonium methylsulphate by gas–liquid chromatography. *Fluid Phase Equilib.* **2007**, 260, 23–28.
- (71) Möllmann, C.; Gmehling, J. Measurement of Activity Coefficients at Infinite Dilution Using Gas-Liquid Chromatography. 5. Results for *N*-Methylacetamide, *N*, *N*-Dimethylacetamide, *N*, *N*-Dibutylformamide, and Sulfolane as Stationary Phases. *J. Chem. Eng. Data* **1997**, 42, 35–40.
- (72) Foco, G. M.; Bottini, S. B.; Quezada, N.; de la Fuente, J. C.; Peters, C. J. Activity coefficients at infinite dilution in 1-alkyl-3-methylimidazolium tetrafluoroborate ionic liquids. *J. Chem. Eng. Data* **2006**, 51, 1088–1091.
- (73) Mutelet, F.; Jaubert, J.-N. Measurement of activity coefficients at infinite dilution in 1-hexadecyl-3-methylimidazolium tetrafluoroborate ionic liquid. *J. Chem. Thermodyn.* **2007**, 39, 1144–1150.
- (74) Krummen, M.; Wasserscheid, P.; Gmehling, J. Measurement of Activity Coefficients at Infinite Dilution in Ionic Liquids Using the Dilutor Technique. *J. Chem. Eng. Data* **2002**, 47, 1411–1417.
- (75) Mutelet, F.; Jaubert, J.-N. Accurate measurements of thermodynamic properties of solutes in ionic liquids using inverse gas chromatography. *J. Chromatogr. A* **2006**, 1102, 256–267.
- (76) Letcher, T. M.; Soko, B.; Ramjugernath, D.; Deenadayalu, N.; Nevines, A.; Naicker, P. K. Activity Coefficients at Infinite Dilution of Organic Solutes in 1-Hexyl-3-methylimidazolium Hexafluorophosphate from Gas-Liquid Chromatography. *J. Chem. Eng. Data* **2003**, 48, 708–711.
- (77) Mutelet, F.; Jaubert, J.-N.; Rogalski, M.; Harmand, J.; Sindt, M.; Mieloszynski, J.-L. Activity coefficients at infinite dilution of organic compounds in 1-(meth)acryloyloxyalkyl-3-methylimidazolium bromide using inverse gas chromatography. *J. Phys. Chem. B* **2008**, 112, 3773–3785.
- (78) Mutelet, F.; Jaubert, J.-N.; Rogalski, M.; Boukherissa, M.; Dicko, A. Thermodynamic properties of mixtures containing ionic liquids: Activity coefficients at infinite dilution of organic compounds in 1-propyl boronic acid-3-alkylimidazolium bromide and 1-propenyl-3-alkylimidazolium bromide using inverse gas chromatography. *J. Chem. Eng. Data* **2006**, 51, 1274–1279.
- (79) Ferguson, L.; Scovazzo, P. Solubility, Diffusivity, and Permeability of Gases in Phosphonium-Based Room Temperature Ionic Liquids: Data and Correlations. *Ind. Eng. Chem. Res.* **2007**, 1369–1374.

Received for review October 15, 2008. Accepted December 22, 2008. Jennifer Gibbs thanks the National Science Foundation for support received under NSF-REU grant (CHE-0648843).

JE800754W