

NASA Technical Memorandum 100492

AGARD STANDARD AEROELASTIC CONFIGURATIONS FOR DYNAMIC RESPONSE.
CANDIDATE CONFIGURATION I.-WING 445.6

{NASA-TM-100492} AGARD STANDARD AEROELASTIC CONFIGURATIONS FOR DYNAMIC RESPONSE. N88-11202
CANDIDATE CONFIGURATION I.-WING 445.6
{NASA} 78 p Avail: NTIS HC A05/MF A01 Unclas
C SCL 20K G3/39 0106634

E. CARSON YATES, JR.

AUGUST 1987



National Aeronautics and
Space Administration

Langley Research Center
Hampton, Virginia 23665-5225

AGARD STANDARD AEROELASTIC CONFIGURATIONS FOR DYNAMIC RESPONSE

CANDIDATE CONFIGURATION I.-WING 445.6

E. Carson Yates, Jr.
Interdisciplinary Research Office
NASA Langley Research Center
Hampton, Virginia 23665-5225
U. S. A.

SUMMARY

In order to promote the evaluation of existing and emerging unsteady aerodynamic codes and methods for applying them to aeroelastic problems, especially for the transonic range, a limited number of aerodynamic configurations and experimental dynamic-response data sets are to be designated by the AGARD Structures and Materials Panel as standards for comparison. This set is a sequel to that established several years ago for comparisons of calculated and measured aerodynamic pressures and forces. This report presents the information needed to perform flutter calculations for the first candidate standard configuration for dynamic response along with the related experimental flutter data.

SYMBOLS

X, Z coordinates along and perpendicular to chord line, fraction of chord length from leading edge
 f_i calculated frequency of i^{th} undamped coupled vibration mode, Hz
 x, y, z coordinates streamwise, spanwise, and perpendicular to chord plane measured from wing root leading edge

Additional symbols used only in the appendix are defined therein.

INTRODUCTION

Several years ago, the AGARD Structures and Materials Panel selected seven two-dimensional and five three-dimensional standard lifting-surface configurations (refs. 1 and 2) to provide a common basis for comparison of pressures and forces calculated by the emerging transonic unsteady aerodynamic codes in order to assess how well these methods model the essential flow physics. Results computed by different methods for the same wing geometry and flow conditions can be compared directly with each other and with corresponding experimental aerodynamic data as a logical first step in establishing the accuracy and usefulness of these methods. Indeed, the configurations of references 1 and 2 have been used extensively for this intended purpose.

It is also appropriate, however, to designate a similar set of configurations and experimental-data sets as "standard" for the comparison of transonic flutter characteristics and dynamic response (either forced or turbulence-excited) in order to assess how well these codes do the job for which they were intended, namely, predict aeroelastic behavior. Comparisons of calculated dynamic response with the experimental data should promote a better understanding of the structural-dynamic consequences of the assumptions, approximations, and limitations underlying the various aerodynamic methods and, hopefully, point the way to further improvements.

In order to assess the suitability of configurations already tested and the associated data for designation as "standard", a survey of AGARD member countries was conducted (ref. 3) to seek candidates for the prospective set. Reference 3 listed seven isolated clean wings which were considered to be suitable as standard configurations, but adequate experimental dynamic-response data existed for only four of them - three swept wings and one unswept wing.

The first of these to be formally proposed as a candidate for AGARD standard is the family of swept tapered wing models designated "Wing 445.6" in reference 3. Several aspects of this configuration and the associated experimental data should be noted: (1) The flutter tests, which were conducted both in air and in Freon-12* (dichlorodifluoromethane), covered a very wide range of mass ratio (8.5 to 260 overall). At Mach number 1.0, mass ratio values were about 12, 34, and 250, the last two values being for models of uniformly reduced stiffness. (2) The transonic dip is fully defined, including the supersonic side, and data extend also well into the subsonic range. (3) Very good repeatability of data was shown. (4) With one exception, the models were cantilever-mounted from the tunnel wall with no simulated fuselage. Consequently, flow over the wing was not complicated by interference from that source.

*Freon is a registered trademark of E. I. DuPont de Nemours Co., Inc.

(5) The models had neither twist nor camber and were tested at zero angle of attack. Thus, the flutter data are not complicated by the effects of static aeroelastic deformation. Finally, note that a limited amount of data was obtained with models of different sizes and with a sting-mounted full-span model, but only in the low subsonic range.

This report presents experimental flutter data for these wing models, along with related descriptive material and the model properties needed for flutter calculations. Reference 4 contains all of the flutter data and required information with the exception of the mode shapes of the natural vibration modes. Consequently, for convenience, that paper in its entirety is included herein as an appendix. The natural vibration modes for two of the models of reference 4 have been calculated by finite-element modeling and are presented here.

MODELS

Details of model geometry, construction, identification, and physical properties are given in the appendix. Some additional information is provided here.

Geometry

As indicated in the appendix, three sizes of wall-mounted models and one full-span sting-mounted wing-fuselage model were used in the experimental investigation. All of the wing panels were geometrically similar; however, the wing designation "445.6" derives from the geometry of the full-span wing-fuselage model. The first digit in this number code indicates the full-span aspect ratio; the second and third digits indicate quarter-chord sweepback angle; and the fourth digit indicates the full-wing taper ratio.

All of the models had NACA 65A004 airfoil sections in the streamwise direction. The ordinates for that symmetrical airfoil are given in figure 23 of reference 5 and are reproduced in table 1 herein. Reference 3 incorrectly described the wing tips as revolved. They were actually squared off.

Boundary Layers

Natural boundary-layer transition was permitted throughout the tests, and Reynolds number (based on mean aerodynamic chord) varied from 0.5 million to 6.7 million. As mentioned previously, the semispan models were attached directly to the tunnel wall with no simulated fuselage. The wing root was thus immersed in the wall boundary layer. Since the model was cantilevered, however, little motion occurred near the root so that portion of the wing contributed very little to the generalized aerodynamic forces driving the flutter motion. Consequently, the effect of wall boundary layer on measured flutter characteristics should not be significant as long as the boundary-layer thickness is a small fraction of the model span. For these tests, the displacement thickness of the wall boundary layer was 0.8 inch or less.

Model Properties

The frequencies of the first four natural modes were measured for each model and are given in table I of the appendix along with the total wing-panel mass. Representative measured node lines for the semispan and full-span models are shown in figures 6 and 7, respectively, of the appendix. Use of this information in the calculation of the mode shapes, as well as recommendations for use in flutter calculations, is discussed in this section.

Although the mode shapes were not measured for the models of reference 4, they can be readily calculated by finite-element analysis (ref. 6) with the available information and with the assumption that these solid models were of homogeneous, orthotropic composition. Since most of the flutter data in Freon-12 and in air were obtained with 2.5-foot solid model 2 and with 2.5-foot weakened model 3, respectively, those models were chosen for the mode-shape computations.

In the analysis, the wing panel and integral tang used for cantilever mounting to the tunnel wall were modeled with plate elements, specifically, EAL uncoupled composite E43 elements (ref. 6). The wing panel was represented by a ten-by-ten array of elements, the joint locations for which are listed in table 2 and shown in figures 1(a) and 2(a). The nodes were equispaced in the spanwise direction and equispaced along the local chord except for the sixth joints along the chords which were slightly skewed to give a better representation of the wing elastic axis.

Values of elastic moduli and Poisson's ratio representing the anisotropic character of those laminated-mahogany wings were taken initially from reference 7, but were modified slightly in order to duplicate as closely as possible the measured modal frequencies and node lines. The final values used for the shear modulus G and for Young's modulus E along the grain were:

For solid model 2,

$$G = 0.1159 \times 10^6 \text{ psi}, E = 1.1846 \times 10^6 \text{ psi}.$$

For weakened model 3,

$$G = 0.059745 \times 10^6 \text{ psi}, E = 0.47072 \times 10^6 \text{ psi}.$$

The value of Poisson's ratio used for both wings was 0.310.

The calculated modal deflections and frequencies of the first six natural modes are listed in table 3 for solid model 2, and in table 4 for weakened model 3. Contour plots of the z component for the first five of these modes are shown in figures 1 and 2, respectively, and oblique projections are given in figures 3 and 4. Mode six is not included in figures 1 to 4 because it involves primarily fore-and-aft motion (tables 3(f) and 4(f)). In this connection, note that high-speed motion pictures of the flutter motion (ref. 4) showed no visible evidence of fore-and-aft motion. Finally, note that the modal deflections have been normalized to yield a generalized-mass matrix that is the identity matrix, and if the modal deflections are regarded as dimensionless, these generalized masses are in units of $\text{lb sec}^2 \text{in}^{-1}$.

To obviate the need for manual copying of modal data, the data presented in tables 2 to 4 have been sent to COSMIC for distribution and may be obtained by requesting "Modal Data for Wing 445.6" from COSMIC Software Information Services, University of Georgia, Athens, GA 30602, U.S.A., telephone (404) 542-3265, telex 810 754-3908.

Five or six modes should be more than sufficient to converge flutter solutions for these wings. The sixth-mode calculated frequencies are approximately seven times the maximum experimental flutter frequencies. Moreover, the simple modified-strip-analysis flutter calculations of reference 4 (appendix herein) were essentially converged with only three modes. In addition, the results of those flutter calculations were not particularly sensitive to variations in the mode shapes. Consequently, the mode shapes calculated for the two selected models are considered to be suitable also for the other models of reference 4 with the possible exception of the full-span sting-mounted model. The experimental flutter data for that model, however, are limited to virtually a single condition at low Mach number. Consequently, it was not considered to be of sufficient value to warrant a separate mode calculation.

In performing flutter calculations for these models, it is suggested that the measured modal frequencies for the particular model be used for the first four modes. Although measured values of structural damping coefficient were not given in reference 4, they were of the order of 0.02. That value is considered appropriate for all modes in the flutter calculations. Flutter results from the modified-strip-analysis calculations of reference 4 were not particularly sensitive to nominal variations in the structural-damping value used.

FLUTTER TESTS AND DATA

Details of the tunnel, apparatus, and test procedure are given in reference 4 (appendix herein). However, a few additional comments are appropriate. First, for the tests in Freon-12 gas, the ratio of specific heats is 1.14 rather than 1.4 as it is for air. In addition, when performing comparative flutter calculations, attention should focus on the physical properties and flutter data points for a particular model (listed in tables I, II, and III and plotted in figures 15 and 16 of reference 4), rather than on the faired curves in the figures. Note in particular that differences between the data points and the faired curves are not necessarily indicative of experimental scatter, but are caused primarily by differences in the properties of the models used. For example, the pattern of data points shown in figure 16 for the 2.5-foot weakened models in air at Mach numbers between 0.8 and 0.9 is also apparent in the corresponding modified-strip-analysis results (figure 17).

Finally, to facilitate direct comparisons between the results of various computations, it is suggested that those results be presented in terms of the nondimensional flutter-speed index and flutter-frequency ratio used in figure 16 of reference 4. Moreover, to aid in the interpretation of results, it is noted that for wings with different sizes and/or different levels of mass and stiffness, but with the same shape and distribution of mass and stiffness, these nondimensional flutter characteristics are functions only of Mach number and mass ratio and hence are representable as flutter surfaces. Thus, neglecting minor differences in mass and stiffness distributions for the wall-mounted models, the three curves shown in figures 16(a) and (b) of reference 4 represent essentially three tracks across the flutter speed and frequency surfaces for the subject configuration. Further discussion of the interpretation and implications of the flutter surface are given in Appendix C of reference 8.

ACKNOWLEDGEMENT

The author wishes to express his appreciation to Mr. C. V. Spain of the Aerospace Technologies Division, PRC Kentron, for his assistance in performing the mode-shape calculations and to Dr. R. M. Bennett of the Unsteady Aerodynamics Branch for generating the mode-shape figures.

REFERENCES

1. Bland, S. R.: AGARD Two-Dimensional Aeroelastic Configurations. AGARD-AR-156, 1979.
2. Bland, S. R.: AGARD Three-Dimensional Aeroelastic Configurations. AGARD-AR-167, 1982.
3. Yates, E. Carson, Jr.: Preliminary Report on Candidates for AGARD Standard Aeroelastic Configurations for Dynamic Response. Presented at the 61st Meeting of the AGARD Structures and Materials Panel, Oberammergau, Federal Republic of Germany, September 9-13, 1985. Available as NASA TM 89142, 1987.
4. Yates, E. Carson, Jr.; Land, Norman S.; and Foughner, Jerome T., Jr.: Measured and Calculated Subsonic and Transonic Flutter Characteristics of a 45° Sweptback Wing Planform in Air and in Freon-12 in the Langley Transonic Dynamics Tunnel. NASA TN D-1616, 1963.
5. Patterson, Elizabeth W.; and Braslow, Albert L.: Ordinates and Theoretical Pressure-Distribution Data for NACA 6- and 6A- Series Airfoil Sections with Thicknesses from 2 to 21 and from 2 to 15 Percent Chord, Respectively. NASA TR R-84, 1961.
6. Whetstone, W. D.: EISI-EAL Engineering Analysis Language Reference Manual. Engineering Information Systems, Inc., San Jose, CA, July 1983.
7. Anon.: Design of Wood Aircraft Structures. Army-Navy-Civil Committee on Aircraft Design Criteria. ANC-18, June 1944.
8. Yates, E. Carson, Jr.: Subsonic and Supersonic Flutter Analysis of a Highly Tapered Swept Wing Planform Including Effects of Density Variation and Finite Wing Thickness and Comparison with Experiments. NASA TND-4230, 1967. (Supersedes NASA TMX-764, 1963).

Table 1.- Ordinates for NACA 65A004 Airfoil

Leading-edge radius: 0.00102 of chord

Trailing-edge radius: 0.00010 of chord

X	Z
0.0	0.00
.005	.00304
.0075	.00368
.0125	.00469
.025	.00647
.050	.00875
.075	.01059
.10	.01213
.15	.01459
.20	.01645
.25	.01788
.30	.01892
.35	.01962
.40	.01997
.45	.01996
.50	.01954
.55	.01868
.60	.01743
.65	.01586
.70	.01402
.75	.01195
.80	.00967
.85	.00729
.90	.00490
.95	.00250
1.00	.00009

Table 2.- Joint Locations (in Inches) for Plate-Element Models

Joint	x	y	z	Joint	x	y	z
1	0.	0.	0.	62	.268698E+02	.150000E+02	0.
2	.219600E+01	0.	0.	63	.286926E+02	.150000E+02	0.
3	.439200E+01	0.	0.	64	.305154E+02	.150000E+02	0.
4	.658800E+01	0.	0.	65	.323382E+02	.150000E+02	0.
5	.878400E+01	0.	0.	66	.341610E+02	.150000E+02	0.
6	.107500E+02	0.	0.	67	.191196E+02	.180000E+02	0.
7	.131760E+02	0.	0.	68	.208678E+02	.180000E+02	0.
8	.153720E+02	0.	0.	69	.226159E+02	.180000E+02	0.
9	.175680E+02	0.	0.	70	.243641E+02	.180000E+02	0.
10	.197640E+02	0.	0.	71	.261123E+02	.180000E+02	0.
11	.219600E+02	0.	0.	72	.281000E+02	.180000E+02	0.
12	.318660E+01	.300000E+01	0.	73	.296086E+02	.180000E+02	0.
13	.530796E+01	.300000E+01	0.	74	.313567E+02	.180000E+02	0.
14	.742932E+01	.300000E+01	0.	75	.331049E+02	.180000E+02	0.
15	.955068E+01	.300000E+01	0.	76	.348531E+02	.180000E+02	0.
16	.116720E+02	.300000E+01	0.	77	.366012E+02	.180000E+02	0.
17	.136500E+02	.300000E+01	0.	78	.223062E+02	.210000E+02	0.
18	.159148E+02	.300000E+01	0.	79	.239797E+02	.210000E+02	0.
19	.180361E+02	.300000E+01	0.	80	.256533E+02	.210000E+02	0.
20	.201575E+02	.300000E+01	0.	81	.273268E+02	.210000E+02	0.
21	.222788E+02	.300000E+01	0.	82	.290003E+02	.210000E+02	0.
22	.244002E+02	.300000E+01	0.	83	.309000E+02	.210000E+02	0.
23	.637320E+01	.600000E+01	0.	84	.323473E+02	.210000E+02	0.
24	.841992E+01	.600000E+01	0.	85	.340209E+02	.210000E+02	0.
25	.104666E+02	.600000E+01	0.	86	.356944E+02	.210000E+02	0.
26	.125134E+02	.600000E+01	0.	87	.373679E+02	.210000E+02	0.
27	.145601E+02	.600000E+01	0.	88	.390414E+02	.210000E+02	0.
28	.166000E+02	.600000E+01	0.	89	.254928E+02	.240000E+02	0.
29	.186535E+02	.600000E+01	0.	90	.270917E+02	.240000E+02	0.
30	.207002E+02	.600000E+01	0.	91	.286906E+02	.240000E+02	0.
31	.227470E+02	.600000E+01	0.	92	.302895E+02	.240000E+02	0.
32	.247937E+02	.600000E+01	0.	93	.318883E+02	.240000E+02	0.
33	.268404E+02	.600000E+01	0.	94	.337000E+02	.240000E+02	0.
34	.955980E+01	.900000E+01	0.	95	.350861E+02	.240000E+02	0.
35	.115319E+02	.900000E+01	0.	96	.366850E+02	.240000E+02	0.
36	.135040E+02	.900000E+01	0.	97	.382839E+02	.240000E+02	0.
37	.154760E+02	.900000E+01	0.	98	.398827E+02	.240000E+02	0.
38	.174481E+02	.900000E+01	0.	99	.414816E+02	.240000E+02	0.
39	.195000E+02	.900000E+01	0.	100	.286794E+02	.270000E+02	0.
40	.213923E+02	.900000E+01	0.	101	.302037E+02	.270000E+02	0.
41	.233644E+02	.900000E+01	0.	102	.317279E+02	.270000E+02	0.
42	.253364E+02	.900000E+01	0.	103	.332521E+02	.270000E+02	0.
43	.273085E+02	.900000E+01	0.	104	.347764E+02	.270000E+02	0.
44	.292806E+02	.900000E+01	0.	105	.367000E+02	.270000E+02	0.
45	.127464E+02	.120000E+02	0.	106	.378249E+02	.270000E+02	0.
46	.146438E+02	.120000E+02	0.	107	.393491E+02	.270000E+02	0.
47	.165413E+02	.120000E+02	0.	108	.408733E+02	.270000E+02	0.
48	.184387E+02	.120000E+02	0.	109	.423976E+02	.270000E+02	0.
49	.203362E+02	.120000E+02	0.	110	.439218E+02	.270000E+02	0.
50	.223000E+02	.120000E+02	0.	111	.318660E+02	.300000E+02	0.
51	.241310E+02	.120000E+02	0.	112	.333156E+02	.300000E+02	0.
52	.260285E+02	.120000E+02	0.	113	.347652E+02	.300000E+02	0.
53	.279259E+02	.120000E+02	0.	114	.362148E+02	.300000E+02	0.
54	.298234E+02	.120000E+02	0.	115	.376644E+02	.300000E+02	0.
55	.317208E+02	.120000E+02	0.	116	.395000E+02	.300000E+02	0.
56	.159330E+02	.150000E+02	0.	117	.405636E+02	.300000E+02	0.
57	.177558E+02	.150000E+02	0.	118	.420132E+02	.300000E+02	0.
58	.195786E+02	.150000E+02	0.	119	.434628E+02	.300000E+02	0.
59	.214014E+02	.150000E+02	0.	120	.449124E+02	.300000E+02	0.
60	.232242E+02	.150000E+02	0.	121	.463620E+02	.300000E+02	0.
61	.252000E+02	.150000E+02	0.				

Table 3.- Calculated Modal Frequencies and Deflections
for 2.5-Foot Solid Model 2

(a) Mode 1, $f_1 = 14.1201$ Hz

Joint	x	y	z	dz/dx	dz/dy
1	.968E-10	.104E-08	-.784E-01	.541E-02	-.240E-01
2	.127E-09	.676E-09	-.321E-01	.385E-02	-.196E-01
3	0. *	0. *	0. *	0. *	0. *
4	0. *	0. *	0. *	0. *	0. *
5	0. *	0. *	0. *	0. *	0. *
6	0. *	0. *	0. *	0. *	0. *
7	0. *	0. *	0. *	0. *	0. *
8	0. *	0. *	0. *	0. *	0. *
9	0. *	0. *	0. *	0. *	0. *
10	-.630E-09	-.146E-08	-.456E-01	.180E+00	.568E-02
11	-.607E-09	-.237E-08	-.775E-01	.248E+00	-.255E-01
12	.628E-09	.552E-09	.236E-01	.217E-01	-.196E-01
13	.546E-09	.184E-09	.638E-01	.359E-01	-.154E-01
14	.437E-09	.922E-10	.988E-01	.583E-01	-.162E-01
15	.371E-09	-.175E-10	.139E+00	.825E-01	-.190E-01
16	.364E-09	-.130E-09	.186E+00	.110E+00	-.212E-01
17	.381E-09	-.267E-09	.238E+00	.139E+00	-.227E-01
18	.430E-09	-.488E-09	.307E+00	.176E+00	-.257E-01
19	.533E-09	-.793E-09	.391E+00	.215E+00	-.327E-01
20	.643E-09	-.154E-08	.520E+00	.242E+00	-.507E-01
21	.650E-09	-.247E-08	.683E+00	.290E+00	-.100E+00
22	.491E-09	-.338E-08	.895E+00	.338E+00	-.119E+00
23	.990E-09	.276E-09	.280E+00	.834E-01	-.524E-01
24	.946E-09	.163E-09	.396E+00	.113E+00	-.595E-01
25	.942E-09	-.352E-10	.528E+00	.147E+00	-.663E-01
26	.960E-09	-.278E-09	.674E+00	.183E+00	-.734E-01
27	.101E-08	-.567E-09	.838E+00	.221E+00	-.817E-01
28	.110E-08	-.916E-09	.102E+01	.262E+00	-.918E-01
29	.123E-08	-.136E-08	.123E+01	.303E+00	-.106E+00
30	.138E-08	-.197E-08	.148E+01	.343E+00	-.126E+00
31	.146E-08	-.269E-08	.177E+01	.385E+00	-.145E+00
32	.146E-08	-.347E-08	.211E+01	.430E+00	-.167E+00
33	.144E-08	-.431E-08	.250E+01	.469E+00	-.197E+00
34	.160E-08	-.156E-09	.929E+00	.173E+00	-.115E+00
35	.168E-08	-.121E-09	.117E+01	.208E+00	-.125E+00
36	.174E-08	-.468E-09	.143E+01	.246E+00	-.135E+00
37	.183E-08	-.868E-09	.171E+01	.284E+00	-.147E+00
38	.193E-08	-.132E-08	.202E+01	.323E+00	-.161E+00
39	.207E-08	-.186E-08	.237E+01	.365E+00	-.177E+00
40	.220E-08	-.242E-08	.273E+01	.403E+00	-.196E+00
41	.230E-08	-.308E-08	.314E+01	.441E+00	-.217E+00
42	.237E-08	-.380E-08	.360E+01	.479E+00	-.240E+00
43	.240E-08	-.458E-08	.410E+01	.517E+00	-.266E+00
44	.241E-08	-.538E-08	.466E+01	.549E+00	-.298E+00
45	.263E-08	-.293E-09	.208E+01	.271E+00	-.187E+00
46	.272E-08	-.722E-09	.245E+01	.306E+00	-.200E+00
47	.281E-08	-.121E-08	.285E+01	.342E+00	-.213E+00
48	.292E-08	-.173E-08	.327E+01	.378E+00	-.228E+00
49	.304E-08	-.229E-08	.372E+01	.414E+00	-.244E+00
50	.316E-08	-.292E-08	.422E+01	.450E+00	-.264E+00
51	.327E-08	-.354E-08	.472E+01	.483E+00	-.283E+00
52	.336E-08	-.423E-08	.529E+01	.516E+00	-.305E+00
53	.342E-08	-.496E-08	.589E+01	.548E+00	-.328E+00
54	.346E-08	-.573E-08	.654E+01	.578E+00	-.354E+00
55	.348E-08	-.653E-08	.725E+01	.598E+00	-.390E+00
56	.388E-08	-.104E-08	.376E+01	.366E+00	-.264E+00
57	.396E-08	-.159E-08	.426E+01	.398E+00	-.278E+00
58	.405E-08	-.218E-08	.478E+01	.430E+00	-.292E+00
59	.415E-08	-.278E-08	.533E+01	.461E+00	-.308E+00
60	.425E-08	-.340E-08	.591E+01	.491E+00	-.325E+00
61	.436E-08	-.410E-08	.658E+01	.523E+00	-.345E+00

Table 3.- Continued

(a) Concluded

Joint	x	y	z	dz/dx	dz/dy
62	.444E-08	-.471E-08	.717E+01	.548E+00	-.362E+00
63	.452E-08	-.541E-08	.785E+01	.574E+00	-.383E+00
64	.458E-08	-.614E-08	.857E+01	.599E+00	-.406E+00
65	.461E-08	-.690E-08	.934E+01	.620E+00	-.430E+00
66	.463E-08	-.768E-08	.102E+02	.629E+00	-.468E+00
67	.524E-08	-.204E-08	.596E+01	.452E+00	-.338E+00
68	.530E-08	-.266E-08	.657E+01	.479E+00	-.352E+00
69	.537E-08	-.329E-08	.720E+01	.505E+00	-.366E+00
70	.545E-08	-.393E-08	.785E+01	.530E+00	-.381E+00
71	.553E-08	-.458E-08	.853E+01	.553E+00	-.397E+00
72	.562E-08	-.533E-08	.934E+01	.579E+00	-.416E+00
73	.568E-08	-.592E-08	.998E+01	.596E+00	-.431E+00
74	.574E-08	-.661E-08	.108E+02	.615E+00	-.450E+00
75	.579E-08	-.733E-08	.116E+02	.631E+00	-.471E+00
76	.582E-08	-.806E-08	.124E+02	.645E+00	-.494E+00
77	.584E-08	-.880E-08	.133E+02	.642E+00	-.532E+00
78	.663E-08	-.320E-08	.862E+01	.524E+00	-.405E+00
79	.667E-08	-.385E-08	.931E+01	.544E+00	-.417E+00
80	.672E-08	-.450E-08	.100E+02	.563E+00	-.430E+00
81	.678E-08	-.515E-08	.108E+02	.581E+00	-.443E+00
82	.684E-08	-.580E-08	.115E+02	.598E+00	-.456E+00
83	.691E-08	-.655E-08	.124E+02	.615E+00	-.473E+00
84	.695E-08	-.712E-08	.131E+02	.626E+00	-.487E+00
85	.700E-08	-.780E-08	.139E+02	.637E+00	-.504E+00
86	.703E-08	-.848E-08	.148E+02	.646E+00	-.522E+00
87	.705E-08	-.918E-08	.157E+02	.652E+00	-.542E+00
88	.707E-08	-.987E-08	.166E+02	.638E+00	-.581E+00
89	.801E-08	-.446E-08	.117E+02	.578E+00	-.459E+00
90	.803E-08	-.511E-08	.124E+02	.590E+00	-.469E+00
91	.806E-08	-.576E-08	.132E+02	.603E+00	-.479E+00
92	.810E-08	-.640E-08	.139E+02	.614E+00	-.490E+00
93	.814E-08	-.703E-08	.147E+02	.623E+00	-.502E+00
94	.819E-08	-.775E-08	.157E+02	.632E+00	-.517E+00
95	.822E-08	-.831E-08	.164E+02	.637E+00	-.528E+00
96	.825E-08	-.895E-08	.172E+02	.642E+00	-.543E+00
97	.827E-08	-.960E-08	.181E+02	.645E+00	-.559E+00
98	.828E-08	-.103E-07	.190E+02	.644E+00	-.577E+00
99	.829E-08	-.109E-07	.200E+02	.622E+00	-.616E+00
100	.934E-08	-.578E-08	.150E+02	.612E+00	-.498E+00
101	.935E-08	-.641E-08	.157E+02	.617E+00	-.506E+00
102	.937E-08	-.702E-08	.165E+02	.623E+00	-.514E+00
103	.939E-08	-.763E-08	.173E+02	.627E+00	-.523E+00
104	.942E-08	-.824E-08	.181E+02	.630E+00	-.534E+00
105	.944E-08	-.900E-08	.192E+02	.633E+00	-.548E+00
106	.946E-08	-.945E-08	.198E+02	.634E+00	-.557E+00
107	.948E-08	-.101E-07	.206E+02	.634E+00	-.570E+00
108	.949E-08	-.107E-07	.215E+02	.632E+00	-.585E+00
109	.949E-08	-.113E-07	.224E+02	.629E+00	-.602E+00
110	.950E-08	-.119E-07	.234E+02	.605E+00	-.641E+00
111	.106E-07	-.709E-08	.185E+02	.626E+00	-.524E+00
112	.106E-07	-.768E-08	.192E+02	.624E+00	-.528E+00
113	.106E-07	-.826E-08	.200E+02	.624E+00	-.535E+00
114	.106E-07	-.884E-08	.208E+02	.623E+00	-.545E+00
115	.106E-07	-.941E-08	.216E+02	.623E+00	-.556E+00
116	.107E-07	-.101E-07	.226E+02	.623E+00	-.570E+00
117	.107E-07	-.106E-07	.232E+02	.622E+00	-.579E+00
118	.107E-07	-.111E-07	.241E+02	.621E+00	-.592E+00
119	.107E-07	-.117E-07	.249E+02	.618E+00	-.608E+00
120	.107E-07	-.123E-07	.258E+02	.615E+00	-.629E+00
121	.107E-07	-.129E-07	.268E+02	.598E+00	-.707E+00

Table 3.- Continued

(b) Mode 2, $f_2 = 50.9125$ Hz

Joint	x	y	z	dz/dx	dz/dy
1	.205E-05	.218E-04	-.457E+00	.844E-01	-.146E+00
2	.269E-05	.141E-04	-.200E+00	.710E-01	-.123E+00
3	0. *	0. *	0. *	0. *	0. *
4	0. *	0. *	0. *	0. *	0. *
5	0. *	0. *	0. *	0. *	0. *
6	0. *	0. *	0. *	0. *	0. *
7	0. *	0. *	0. *	0. *	0. *
8	0. *	0. *	0. *	0. *	0. *
9	0. *	0. *	0. *	0. *	0. *
10	-.144E-04	-.302E-04	-.799E+00	-.150E+00	.523E+00
11	-.145E-04	-.493E-04	-.264E+01	-.836E-01	.986E+00
12	.131E-04	.116E-04	.293E+00	.214E+00	-.122E+00
13	.113E-04	.397E-05	.485E+00	.284E+00	-.901E-01
14	.902E-05	.219E-05	.603E+00	.371E+00	-.494E-01
15	.751E-05	.186E-07	.665E+00	.421E+00	-.245E-01
16	.722E-05	-.223E-05	.663E+00	.431E+00	.134E-01
17	.739E-05	-.501E-05	.574E+00	.398E+00	.663E-01
18	.816E-05	-.956E-05	.323E+00	.292E+00	.145E+00
19	.999E-05	-.159E-04	-.151E+00	.126E+00	.286E+00
20	.118E-04	-.314E-04	-.122E+01	.710E-01	.623E+00
21	.117E-04	-.511E-04	-.311E+01	.175E-01	.107E+01
22	.801E-05	-.706E-04	-.606E+01	.849E-01	.160E+01
23	.204E-04	.611E-05	.196E+01	.617E+00	-.220E+00
24	.194E-04	.401E-05	.231E+01	.714E+00	-.160E+00
25	.192E-04	.143E-06	.250E+01	.785E+00	-.709E-01
26	.194E-04	-.474E-05	.250E+01	.817E+00	.388E-01
27	.202E-04	-.107E-04	.226E+01	.802E+00	.175E+00
28	.217E-04	-.179E-04	.170E+01	.745E+00	.349E+00
29	.241E-04	-.272E-04	.735E+00	.649E+00	.575E+00
30	.269E-04	-.401E-04	-.773E+00	.553E+00	.896E+00
31	.283E-04	-.556E-04	-.299E+01	.471E+00	.126E+01
32	.280E-04	-.727E-04	-.601E+01	.410E+00	.167E+01
33	.274E-04	-.910E-04	-.102E+02	.524E+00	.228E+01
34	.328E-04	.431E-05	.526E+01	.113E+01	-.227E+00
35	.343E-04	-.112E-05	.552E+01	.119E+01	-.869E-01
36	.356E-04	-.810E-05	.548E+01	.123E+01	.935E-01
37	.371E-04	-.164E-04	.507E+01	.123E+01	.299E+00
38	.391E-04	-.259E-04	.422E+01	.119E+01	.537E+00
39	.417E-04	-.373E-04	.280E+01	.113E+01	.825E+00
40	.442E-04	-.496E-04	.943E+00	.106E+01	.113E+01
41	.462E-04	-.639E-04	-.165E+01	.983E+00	.149E+01
42	.474E-04	-.798E-04	-.498E+01	.916E+00	.188E+01
43	.479E-04	-.971E-04	-.911E+01	.871E+00	.230E+01
44	.478E-04	-.115E-03	-.145E+02	.107E+01	.299E+01
45	.544E-04	-.416E-05	.986E+01	.167E+01	-.225E-01
46	.562E-04	-.129E-04	.966E+01	.168E+01	.204E+00
47	.581E-04	-.230E-04	.900E+01	.168E+01	.466E+00
48	.602E-04	-.342E-04	.783E+01	.165E+01	.751E+00
49	.626E-04	-.463E-04	.610E+01	.160E+01	.106E+01
50	.651E-04	-.600E-04	.367E+01	.153E+01	.141E+01
51	.672E-04	-.738E-04	.777E+00	.146E+01	.175E+01
52	.690E-04	-.893E-04	-.289E+01	.139E+01	.212E+01
53	.703E-04	-.106E-03	-.728E+01	.134E+01	.251E+01
54	.711E-04	-.124E-03	-.125E+02	.131E+01	.293E+01
55	.714E-04	-.142E-03	-.189E+02	.160E+01	.369E+01
56	.813E-04	-.192E-04	.151E+02	.219E+01	.416E+00
57	.831E-04	-.308E-04	.140E+02	.215E+01	.703E+00
58	.850E-04	-.434E-04	.124E+02	.211E+01	.102E+01
59	.871E-04	-.566E-04	.103E+02	.205E+01	.135E+01
60	.893E-04	-.704E-04	.751E+01	.198E+01	.169E+01
61	.916E-04	-.862E-04	.380E+01	.191E+01	.207E+01

Table 3.- Continued

(b) Concluded

Joint	x	y	z	dz/dx	dz/dy
62	.934E-04	-.100E-03	.763E-01	.184E+01	.239E+01
63	.951E-04	-.116E-03	-.461E+01	.178E+01	.275E+01
64	.964E-04	-.133E-03	-.998E+01	.173E+01	.314E+01
65	.972E-04	-.151E-03	-.161E+02	.173E+01	.356E+01
66	.976E-04	-.170E-03	-.235E+02	.210E+01	.436E+01
67	.112E-03	-.401E-04	.200E+02	.264E+01	.105E+01
68	.113E-03	-.537E-04	.179E+02	.255E+01	.136E+01
69	.115E-03	-.678E-04	.152E+02	.248E+01	.169E+01
70	.117E-03	-.823E-04	.120E+02	.241E+01	.203E+01
71	.118E-03	-.972E-04	.814E+01	.233E+01	.237E+01
72	.121E-03	-.115E-03	.307E+01	.225E+01	.275E+01
73	.122E-03	-.128E-03	-.129E+01	.219E+01	.304E+01
74	.124E-03	-.145E-03	-.690E+01	.214E+01	.338E+01
75	.125E-03	-.162E-03	-.131E+02	.211E+01	.375E+01
76	.126E-03	-.179E-03	-.200E+02	.214E+01	.415E+01
77	.126E-03	-.197E-03	-.282E+02	.260E+01	.497E+01
78	.144E-03	-.655E-04	.240E+02	.300E+01	.180E+01
79	.145E-03	-.803E-04	.207E+02	.287E+01	.211E+01
80	.146E-03	-.954E-04	.169E+02	.279E+01	.243E+01
81	.148E-03	-.111E-03	.126E+02	.270E+01	.274E+01
82	.149E-03	-.126E-03	.779E+01	.263E+01	.305E+01
83	.151E-03	-.144E-03	.169E+01	.255E+01	.339E+01
84	.152E-03	-.157E-03	-.339E+01	.251E+01	.365E+01
85	.154E-03	-.173E-03	-.975E+01	.248E+01	.396E+01
86	.154E-03	-.190E-03	-.167E+02	.248E+01	.429E+01
87	.155E-03	-.207E-03	-.242E+02	.254E+01	.466E+01
88	.155E-03	-.224E-03	-.329E+02	.310E+01	.550E+01
89	.177E-03	-.944E-04	.264E+02	.324E+01	.259E+01
90	.178E-03	-.110E-03	.220E+02	.310E+01	.286E+01
91	.179E-03	-.125E-03	.172E+02	.301E+01	.314E+01
92	.180E-03	-.140E-03	.120E+02	.293E+01	.340E+01
93	.181E-03	-.155E-03	.637E+01	.287E+01	.366E+01
94	.182E-03	-.173E-03	-.512E+00	.283E+01	.396E+01
95	.183E-03	-.186E-03	-.614E+01	.281E+01	.418E+01
96	.184E-03	-.202E-03	-.130E+02	.281E+01	.445E+01
97	.185E-03	-.217E-03	-.204E+02	.284E+01	.474E+01
98	.185E-03	-.233E-03	-.282E+02	.294E+01	.508E+01
99	.185E-03	-.249E-03	-.372E+02	.356E+01	.593E+01
100	.209E-03	-.126E-03	.268E+02	.338E+01	.332E+01
101	.210E-03	-.141E-03	.216E+02	.323E+01	.354E+01
102	.210E-03	-.156E-03	.160E+02	.316E+01	.374E+01
103	.211E-03	-.170E-03	.102E+02	.311E+01	.395E+01
104	.212E-03	-.185E-03	.401E+01	.309E+01	.416E+01
105	.213E-03	-.203E-03	-.424E+01	.308E+01	.444E+01
106	.213E-03	-.214E-03	-.931E+01	.309E+01	.460E+01
107	.214E-03	-.229E-03	-.165E+02	.312E+01	.484E+01
108	.214E-03	-.244E-03	-.241E+02	.318E+01	.511E+01
109	.215E-03	-.259E-03	-.322E+02	.328E+01	.543E+01
110	.215E-03	-.274E-03	-.413E+02	.386E+01	.629E+01
111	.240E-03	-.157E-03	.253E+02	.340E+01	.381E+01
112	.240E-03	-.172E-03	.196E+02	.330E+01	.402E+01
113	.241E-03	-.186E-03	.136E+02	.329E+01	.417E+01
114	.241E-03	-.199E-03	.747E+01	.329E+01	.435E+01
115	.242E-03	-.213E-03	.103E+01	.330E+01	.455E+01
116	.243E-03	-.231E-03	-.754E+01	.332E+01	.480E+01
117	.243E-03	-.241E-03	-.127E+02	.335E+01	.496E+01
118	.244E-03	-.256E-03	-.201E+02	.339E+01	.521E+01
119	.244E-03	-.270E-03	-.279E+02	.346E+01	.551E+01
120	.244E-03	-.284E-03	-.362E+02	.356E+01	.594E+01
121	.244E-03	-.299E-03	-.465E+02	.395E+01	.768E+01

Table 3.- Continued

(c) Mode 3, $f_3 = 68.9416$ Hz

Joint	x	y	z	dz/dx	dz/dy
1	.932E-07	.100E-05	.232E+00	-.190E-01	.692E-01
2	.123E-06	.650E-06	.941E-01	-.128E-01	.519E-01
3	0. *	0. *	0. *	0. *	0. *
4	0. *	0. *	0. *	0. *	0. *
5	0. *	0. *	0. *	0. *	0. *
6	0. *	0. *	0. *	0. *	0. *
7	0. *	0. *	0. *	0. *	0. *
8	0. *	0. *	0. *	0. *	0. *
9	0. *	0. *	0. *	0. *	0. *
10	-.633E-06	-.139E-05	-.644E+00	-.851E+00	.472E+00
11	-.627E-06	-.226E-05	-.260E+01	-.892E+00	.114E+01
12	.602E-06	.531E-06	-.662E-01	-.560E-01	.455E-01
13	.523E-06	.180E-06	-.173E+00	-.886E-01	.338E-01
14	.418E-06	.951E-07	-.272E+00	-.150E+00	.396E-01
15	.351E-06	-.691E-08	-.403E+00	-.222E+00	.569E-01
16	.340E-06	-.112E-06	-.589E+00	-.317E+00	.798E-01
17	.352E-06	-.241E-06	-.834E+00	-.439E+00	.110E+00
18	.392E-06	-.451E-06	-.125E+01	-.631E+00	.174E+00
19	.483E-06	-.742E-06	-.191E+01	-.867E+00	.323E+00
20	.575E-06	-.146E-05	-.331E+01	-.912E+00	.725E+00
21	.576E-06	-.235E-05	-.569E+01	-.101E+01	.139E+01
22	.415E-06	-.324E-05	-.977E+01	-.761E+00	.229E+01
23	.943E-06	.274E-06	-.675E+00	-.173E+00	.115E+00
24	.899E-06	.172E-06	-.966E+00	-.228E+00	.146E+00
25	.893E-06	-.110E-07	-.134E+01	-.294E+00	.193E+00
26	.905E-06	-.239E-06	-.184E+01	-.376E+00	.258E+00
27	.946E-06	-.513E-06	-.251E+01	-.472E+00	.354E+00
28	.102E-05	-.846E-06	-.342E+01	-.586E+00	.494E+00
29	.114E-05	-.127E-05	-.471E+01	-.701E+00	.710E+00
30	.128E-05	-.186E-05	-.657E+01	-.771E+00	.106E+01
31	.135E-05	-.256E-05	-.921E+01	-.786E+00	.146E+01
32	.133E-05	-.333E-05	-.128E+02	-.719E+00	.198E+01
33	.131E-05	-.415E-05	-.185E+02	-.303E-01	.318E+01
34	.152E-05	.177E-06	-.193E+01	-.238E+00	.238E+00
35	.159E-05	-.794E-07	-.248E+01	-.259E+00	.306E+00
36	.165E-05	-.405E-06	-.321E+01	-.284E+00	.399E+00
37	.173E-05	-.785E-06	-.414E+01	-.311E+00	.523E+00
38	.182E-05	-.122E-05	-.536E+01	-.335E+00	.689E+00
39	.195E-05	-.174E-05	-.703E+01	-.345E+00	.919E+00
40	.206E-05	-.230E-05	-.904E+01	-.323E+00	.119E+01
41	.216E-05	-.294E-05	-.117E+02	-.251E+00	.154E+01
42	.222E-05	-.365E-05	-.152E+02	-.105E+00	.194E+01
43	.225E-05	-.442E-05	-.195E+02	.162E+00	.244E+01
44	.225E-05	-.523E-05	-.260E+02	.127E+01	.376E+01
45	.251E-05	-.230E-06	-.349E+01	-.116E+00	.351E+00
46	.259E-05	-.634E-06	-.427E+01	-.701E-01	.460E+00
47	.268E-05	-.110E-05	-.528E+01	-.231E-01	.592E+00
48	.278E-05	-.161E-05	-.657E+01	.333E-01	.756E+00
49	.289E-05	-.216E-05	-.819E+01	.109E+00	.955E+00
50	.301E-05	-.277E-05	-.103E+02	.217E+00	.120E+01
51	.311E-05	-.338E-05	-.127E+02	.359E+00	.146E+01
52	.319E-05	-.407E-05	-.157E+02	.566E+00	.175E+01
53	.325E-05	-.481E-05	-.193E+02	.850E+00	.208E+01
54	.329E-05	-.559E-05	-.237E+02	.127E+01	.248E+01
55	.330E-05	-.640E-05	-.299E+02	.265E+01	.374E+01
56	.373E-05	-.932E-06	-.457E+01	.263E+00	.423E+00
57	.381E-05	-.146E-05	-.546E+01	.382E+00	.559E+00
58	.389E-05	-.203E-05	-.660E+01	.506E+00	.706E+00
59	.399E-05	-.262E-05	-.803E+01	.646E+00	.875E+00
60	.409E-05	-.324E-05	-.978E+01	.812E+00	.106E+01
61	.419E-05	-.394E-05	-.121E+02	.103E+01	.128E+01

Table 3.- Continued

(c) Concluded

Joint	x	y	z	dz/dx	dz/dy
62	.427E-05	-.456E-05	-.143E+02	.125E+01	.146E+01
63	.435E-05	-.527E-05	-.171E+02	.154E+01	.167E+01
64	.441E-05	-.601E-05	-.204E+02	.190E+01	.189E+01
65	.444E-05	-.679E-05	-.240E+02	.239E+01	.214E+01
66	.446E-05	-.759E-05	-.291E+02	.379E+01	.314E+01
67	.508E-05	-.189E-05	-.421E+01	.893E+00	.427E+00
68	.515E-05	-.250E-05	-.505E+01	.107E+01	.565E+00
69	.521E-05	-.313E-05	-.613E+01	.125E+01	.700E+00
70	.529E-05	-.377E-05	-.745E+01	.144E+01	.842E+00
71	.538E-05	-.442E-05	-.902E+01	.166E+01	.984E+00
72	.547E-05	-.519E-05	-.111E+02	.194E+01	.114E+01
73	.553E-05	-.579E-05	-.128E+02	.218E+01	.124E+01
74	.560E-05	-.650E-05	-.150E+02	.249E+01	.134E+01
75	.565E-05	-.724E-05	-.174E+02	.286E+01	.142E+01
76	.568E-05	-.800E-05	-.199E+02	.332E+01	.150E+01
77	.570E-05	-.877E-05	-.233E+02	.449E+01	.211E+01
78	.650E-05	-.303E-05	-.152E+01	.170E+01	.360E+00
79	.654E-05	-.368E-05	-.218E+01	.189E+01	.476E+00
80	.660E-05	-.434E-05	-.303E+01	.208E+01	.581E+00
81	.666E-05	-.501E-05	-.405E+01	.228E+01	.678E+00
82	.673E-05	-.568E-05	-.521E+01	.249E+01	.758E+00
83	.680E-05	-.645E-05	-.665E+01	.276E+01	.818E+00
84	.685E-05	-.704E-05	-.781E+01	.297E+01	.836E+00
85	.690E-05	-.774E-05	-.915E+01	.324E+01	.826E+00
86	.694E-05	-.846E-05	-.105E+02	.354E+01	.778E+00
87	.696E-05	-.918E-05	-.117E+02	.389E+01	.697E+00
88	.698E-05	-.992E-05	-.131E+02	.463E+01	.848E+00
89	.792E-05	-.430E-05	.398E+01	.253E+01	.258E+00
90	.796E-05	-.497E-05	.354E+01	.268E+01	.338E+00
91	.799E-05	-.564E-05	.298E+01	.283E+01	.401E+00
92	.804E-05	-.630E-05	.235E+01	.299E+01	.442E+00
93	.809E-05	-.696E-05	.168E+01	.315E+01	.455E+00
94	.814E-05	-.770E-05	.926E+00	.334E+01	.426E+00
95	.817E-05	-.828E-05	.413E+00	.348E+01	.369E+00
96	.821E-05	-.895E-05	-.581E-01	.366E+01	.269E+00
97	.823E-05	-.963E-05	-.329E+00	.383E+01	.115E+00
98	.825E-05	-.103E-04	-.305E+00	.401E+01	-.101E+00
99	.826E-05	-.110E-04	.122E+00	.421E+01	-.406E+00
100	.933E-05	-.566E-05	.121E+02	.322E+01	.174E+00
101	.934E-05	-.631E-05	.118E+02	.326E+01	.210E+00
102	.937E-05	-.695E-05	.115E+02	.334E+01	.223E+00
103	.939E-05	-.759E-05	.112E+02	.342E+01	.205E+00
104	.942E-05	-.822E-05	.110E+02	.350E+01	.153E+00
105	.946E-05	-.902E-05	.108E+02	.359E+01	.349E-01
106	.948E-05	-.949E-05	.109E+02	.364E+01	-.586E-01
107	.950E-05	-.101E-04	.111E+02	.370E+01	-.243E+00
108	.952E-05	-.108E-04	.117E+02	.375E+01	-.481E+00
109	.953E-05	-.114E-04	.127E+02	.378E+01	-.801E+00
110	.953E-05	-.121E-04	.147E+02	.357E+01	-.150E+01
111	.107E-04	-.703E-05	.218E+02	.355E+01	.791E-01
112	.107E-04	-.764E-05	.216E+02	.349E+01	.113E+00
113	.107E-04	-.825E-05	.215E+02	.349E+01	.770E-01
114	.107E-04	-.885E-05	.214E+02	.349E+01	-.748E-03
115	.107E-04	-.945E-05	.216E+02	.350E+01	-.112E+00
116	.107E-04	-.102E-04	.220E+02	.351E+01	-.310E+00
117	.108E-04	-.107E-04	.224E+02	.350E+01	-.458E+00
118	.108E-04	-.113E-04	.233E+02	.349E+01	-.718E+00
119	.108E-04	-.119E-04	.246E+02	.347E+01	-.106E+01
120	.108E-04	-.125E-04	.266E+02	.341E+01	-.160E+01
121	.108E-04	-.131E-04	.310E+02	.304E+01	-.383E+01

Table 3.- Continued
 (d) Mode 4, $f_4 = 122.2556$ Hz

Joint	x	y	z	dz/dx	dz/dy
1	-.332E-05	-.351E-04	-.140E+01	.285E+00	-.473E+00
2	-.436E-05	-.228E-04	-.589E+00	.243E+00	-.353E+00
3	0. *	0. *	0. *	0. *	0. *
4	0. *	0. *	0. *	0. *	0. *
5	0. *	0. *	0. *	0. *	0. *
6	0. *	0. *	0. *	0. *	0. *
7	0. *	0. *	0. *	0. *	0. *
8	0. *	0. *	0. *	0. *	0. *
9	0. *	0. *	0. *	0. *	0. *
10	.234E-04	.488E-04	-.192E+01	-.168E+00	.124E+01
11	.237E-04	.797E-04	-.796E+01	.118E+01	.292E+01
12	-.211E-04	-.187E-04	.978E+00	.684E+00	-.310E+00
13	-.183E-04	-.644E-05	.143E+01	.828E+00	-.207E+00
14	-.146E-04	-.357E-05	.166E+01	.102E+01	-.651E-01
15	-.121E-04	-.813E-07	.172E+01	.108E+01	.720E-02
16	-.116E-04	.354E-05	.162E+01	.104E+01	.952E-01
17	-.119E-04	.802E-05	.134E+01	.914E+00	.203E+00
18	-.131E-04	.154E-04	.750E+00	.642E+00	.344E+00
19	-.160E-04	.256E-04	-.250E+00	.283E+00	.613E+00
20	-.188E-04	.507E-04	-.250E+01	.237E+00	.134E+01
21	-.186E-04	.825E-04	-.671E+01	.386E+00	.244E+01
22	-.127E-04	.114E-03	-.159E+02	.231E+01	.530E+01
23	-.329E-04	-.992E-05	.557E+01	.175E+01	-.377E+00
24	-.313E-04	-.657E-05	.606E+01	.183E+01	-.194E+00
25	-.310E-04	-.347E-06	.617E+01	.187E+01	.475E-01
26	-.312E-04	.752E-05	.580E+01	.182E+01	.296E+00
27	-.325E-04	.171E-04	.493E+01	.166E+01	.554E+00
28	-.348E-04	.288E-04	.353E+01	.144E+01	.846E+00
29	-.387E-04	.438E-04	.147E+01	.119E+01	.121E+01
30	-.433E-04	.647E-04	-.149E+01	.103E+01	.176E+01
31	-.455E-04	.899E-04	-.571E+01	.105E+01	.243E+01
32	-.449E-04	.118E-03	-.116E+02	.142E+01	.334E+01
33	-.439E-04	.147E-03	-.229E+02	.428E+01	.668E+01
34	-.530E-04	-.710E-05	.131E+02	.276E+01	.386E-01
35	-.554E-04	.162E-05	.127E+02	.256E+01	.315E+00
36	-.574E-04	.129E-04	.117E+02	.241E+01	.680E+00
37	-.599E-04	.262E-04	.101E+02	.219E+01	.102E+01
38	-.631E-04	.416E-04	.777E+01	.195E+01	.136E+01
39	-.672E-04	.602E-04	.470E+01	.171E+01	.171E+01
40	-.712E-04	.801E-04	.122E+01	.156E+01	.207E+01
41	-.744E-04	.103E-03	-.316E+01	.154E+01	.249E+01
42	-.763E-04	.129E-03	-.842E+01	.175E+01	.295E+01
43	-.771E-04	.157E-03	-.148E+02	.235E+01	.360E+01
44	-.770E-04	.187E-03	-.260E+02	.576E+01	.667E+01
45	-.878E-04	.648E-05	.207E+02	.325E+01	.106E+01
46	-.907E-04	.205E-04	.185E+02	.275E+01	.132E+01
47	-.937E-04	.369E-04	.157E+02	.243E+01	.166E+01
48	-.972E-04	.550E-04	.124E+02	.211E+01	.195E+01
49	-.101E-03	.747E-04	.854E+01	.184E+01	.218E+01
50	-.105E-03	.969E-04	.419E+01	.166E+01	.238E+01
51	-.109E-03	.119E-03	-.170E+00	.161E+01	.253E+01
52	-.111E-03	.144E-03	-.494E+01	.173E+01	.265E+01
53	-.114E-03	.171E-03	-.994E+01	.208E+01	.275E+01
54	-.115E-03	.200E-03	-.153E+02	.282E+01	.293E+01
55	-.115E-03	.230E-03	-.238E+02	.614E+01	.507E+01
56	-.131E-03	.307E-04	.248E+02	.292E+01	.238E+01
57	-.134E-03	.495E-04	.204E+02	.225E+01	.247E+01
58	-.137E-03	.698E-04	.159E+02	.185E+01	.261E+01
59	-.141E-03	.912E-04	.112E+02	.154E+01	.266E+01
60	-.144E-03	.114E-03	.652E+01	.132E+01	.263E+01
61	-.148E-03	.139E-03	.160E+01	.124E+01	.251E+01

Table 3.- Continued

(d) Concluded

Joint	x	y	z	dz/dx	dz/dy
62	-.151E-03	.162E-03	-.230E+01	.130E+01	.233E+01
63	-.154E-03	.189E-03	-.616E+01	.153E+01	.207E+01
64	-.156E-03	.216E-03	-.947E+01	.197E+01	.172E+01
65	-.157E-03	.245E-03	-.121E+02	.273E+01	.131E+01
66	-.158E-03	.275E-03	-.156E+02	.521E+01	.193E+01
67	-.181E-03	.644E-04	.225E+02	.174E+01	.345E+01
68	-.183E-03	.865E-04	.167E+02	.109E+01	.324E+01
69	-.186E-03	.109E-03	.113E+02	.749E+00	.304E+01
70	-.189E-03	.133E-03	.641E+01	.533E+00	.275E+01
71	-.192E-03	.157E-03	.207E+01	.442E+00	.237E+01
72	-.195E-03	.186E-03	-.197E+01	.498E+00	.183E+01
73	-.198E-03	.208E-03	-.425E+01	.654E+00	.135E+01
74	-.200E-03	.235E-03	-.587E+01	.958E+00	.668E+00
75	-.202E-03	.262E-03	-.619E+01	.140E+01	-.155E+00
76	-.203E-03	.291E-03	-.491E+01	.199E+01	-.118E+01
77	-.204E-03	.320E-03	-.162E+01	.294E+01	-.251E+01
78	-.233E-03	.106E-03	.133E+02	-.613E-01	.368E+01
79	-.235E-03	.130E-03	.763E+01	-.477E+00	.315E+01
80	-.237E-03	.154E-03	.290E+01	-.654E+00	.260E+01
81	-.240E-03	.179E-03	-.928E+00	-.699E+00	.197E+01
82	-.242E-03	.204E-03	-.344E+01	-.638E+00	.127E+01
83	-.245E-03	.233E-03	-.490E+01	-.455E+00	.376E+00
84	-.247E-03	.255E-03	-.480E+01	-.263E+00	-.401E+00
85	-.249E-03	.282E-03	-.317E+01	.198E-01	-.143E+01
86	-.251E-03	.309E-03	.369E+00	.325E+00	-.266E+01
87	-.252E-03	.336E-03	.632E+01	.569E+00	-.426E+01
88	-.252E-03	.364E-03	.171E+02	-.532E+00	-.776E+01
89	-.287E-03	.153E-03	-.721E+00	-.202E+01	.276E+01
90	-.288E-03	.178E-03	-.452E+01	-.207E+01	.199E+01
91	-.290E-03	.203E-03	-.706E+01	-.203E+01	.119E+01
92	-.292E-03	.227E-03	-.826E+01	-.191E+01	.351E+00
93	-.294E-03	.252E-03	-.807E+01	-.175E+01	-.548E+00
94	-.296E-03	.280E-03	-.601E+01	-.156E+01	-.168E+01
95	-.297E-03	.302E-03	-.297E+01	-.141E+01	-.264E+01
96	-.299E-03	.328E-03	.234E+01	-.128E+01	-.391E+01
97	-.300E-03	.354E-03	.995E+01	-.124E+01	-.547E+01
98	-.300E-03	.380E-03	.206E+02	-.147E+01	-.756E+01
99	-.301E-03	.406E-03	.385E+02	-.483E+01	-.132E+02
100	-.340E-03	.204E-03	-.154E+02	-.360E+01	.814E+00
101	-.341E-03	.228E-03	-.160E+02	-.325E+01	.435E-02
102	-.342E-03	.252E-03	-.154E+02	-.306E+01	-.804E+00
103	-.343E-03	.276E-03	-.136E+02	-.292E+01	-.169E+01
104	-.344E-03	.300E-03	-.103E+02	-.284E+01	-.267E+01
105	-.346E-03	.330E-03	-.379E+01	-.281E+01	-.407E+01
106	-.347E-03	.348E-03	.133E+01	-.283E+01	-.499E+01
107	-.348E-03	.372E-03	.102E+02	-.295E+01	-.652E+01
108	-.348E-03	.397E-03	.217E+02	-.319E+01	-.843E+01
109	-.349E-03	.421E-03	.370E+02	-.371E+01	-.110E+02
110	-.349E-03	.446E-03	.619E+02	-.804E+01	-.185E+02
111	-.391E-03	.255E-03	-.261E+02	-.423E+01	-.115E+01
112	-.391E-03	.279E-03	-.237E+02	-.384E+01	-.197E+01
113	-.391E-03	.301E-03	-.204E+02	-.386E+01	-.269E+01
114	-.392E-03	.324E-03	-.159E+02	-.392E+01	-.363E+01
115	-.393E-03	.347E-03	-.985E+01	-.402E+01	-.470E+01
116	-.395E-03	.376E-03	.240E+00	-.423E+01	-.630E+01
117	-.395E-03	.393E-03	.757E+01	-.445E+01	-.745E+01
118	-.396E-03	.416E-03	.199E+02	-.486E+01	-.941E+01
119	-.397E-03	.439E-03	.357E+02	-.550E+01	-.121E+02
120	-.397E-03	.462E-03	.572E+02	-.666E+01	-.168E+02
121	-.398E-03	.486E-03	.104E+03	-.114E+02	-.400E+02

Table 3.- Continued

(e) Mode 5, $f_5 = 160.5292$ Hz

Joint	x	y	z	dz/dx	dz/dy
1	-.165E-04	-.176E-03	-.961E-01	-.141E-01	-.240E-01
2	-.217E-04	-.114E-03	-.321E-01	-.151E-01	-.969E-02
3	0. *	0. *	0. *	0. *	0. *
4	0. *	0. *	0. *	0. *	0. *
5	0. *	0. *	0. *	0. *	0. *
6	0. *	0. *	0. *	0. *	0. *
7	0. *	0. *	0. *	0. *	0. *
8	0. *	0. *	0. *	0. *	0. *
9	0. *	0. *	0. *	0. *	0. *
10	.115E-03	.243E-03	.431E+01	.996E+00	-.276E+01
11	.116E-03	.398E-03	.235E+02	-.547E+01	-.883E+01
12	-.105E-03	-.933E-04	-.526E-01	-.298E-01	-.319E-02
13	-.914E-04	-.320E-04	-.103E-03	-.198E-01	-.393E-02
14	-.728E-04	-.175E-04	.790E-01	.199E-01	-.324E-01
15	-.607E-04	.300E-07	.235E+00	.937E-01	-.717E-01
16	-.584E-04	.182E-04	.511E+00	.222E+00	-.129E+00
17	-.599E-04	.406E-04	.941E+00	.416E+00	-.213E+00
18	-.662E-04	.774E-04	.179E+01	.768E+00	-.411E+00
19	-.812E-04	.128E-03	.343E+01	.122E+01	-.962E+00
20	-.959E-04	.254E-03	.798E+01	.786E+00	-.272E+01
21	-.953E-04	.412E-03	.178E+02	-.424E+00	-.598E+01
22	-.658E-04	.569E-03	.478E+02	-.105E+02	-.182E+02
23	-.164E-03	-.491E-04	-.902E-01	-.941E-01	-.517E-01
24	-.157E-03	-.321E-04	.123E+00	-.749E-01	-.122E+00
25	-.155E-03	-.745E-06	.517E+00	-.401E-01	-.230E+00
26	-.157E-03	.387E-04	.118E+01	.236E-01	-.381E+00
27	-.163E-03	.865E-04	.221E+01	.108E+00	-.604E+00
28	-.175E-03	.145E-03	.382E+01	.188E+00	-.954E+00
29	-.195E-03	.220E-03	.639E+01	.173E+00	-.156E+01
30	-.218E-03	.324E-03	.106E+02	-.196E+00	-.269E+01
31	-.230E-03	.449E-03	.177E+02	-.121E+01	-.425E+01
32	-.227E-03	.586E-03	.294E+02	-.364E+01	-.690E+01
33	-.222E-03	.733E-03	.617E+02	-.177E+02	-.203E+02
34	-.265E-03	-.343E-04	-.256E+00	-.316E+00	-.201E+00
35	-.277E-03	.968E-05	.281E+00	-.332E+00	-.343E+00
36	-.287E-03	.661E-04	.113E+01	-.363E+00	-.531E+00
37	-.300E-03	.133E-03	.238E+01	-.407E+00	-.770E+00
38	-.316E-03	.209E-03	.415E+01	-.508E+00	-.108E+01
39	-.337E-03	.302E-03	.672E+01	-.750E+00	-.153E+01
40	-.357E-03	.400E-03	.998E+01	-.121E+01	-.210E+01
41	-.374E-03	.515E-03	.146E+02	-.209E+01	-.282E+01
42	-.383E-03	.643E-03	.208E+02	-.363E+01	-.369E+01
43	-.387E-03	.782E-03	.293E+02	-.650E+01	-.500E+01
44	-.387E-03	.929E-03	.515E+02	-.194E+02	-.137E+02
45	-.439E-03	.345E-04	-.930E+00	-.746E+00	-.413E+00
46	-.453E-03	.105E-03	-.389E-01	-.795E+00	-.582E+00
47	-.469E-03	.187E-03	.116E+01	-.892E+00	-.764E+00
48	-.486E-03	.276E-03	.269E+01	-.104E+01	-.957E+00
49	-.505E-03	.374E-03	.456E+01	-.130E+01	-.116E+01
50	-.526E-03	.484E-03	.683E+01	-.174E+01	-.134E+01
51	-.543E-03	.595E-03	.917E+01	-.237E+01	-.145E+01
52	-.557E-03	.719E-03	.117E+02	-.331E+01	-.143E+01
53	-.568E-03	.852E-03	.139E+02	-.465E+01	-.117E+01
54	-.574E-03	.994E-03	.155E+02	-.667E+01	-.560E+00
55	-.576E-03	.114E-02	.187E+02	-.130E+02	-.113E+01
56	-.655E-03	.156E-03	-.239E+01	-.120E+01	-.632E+00
57	-.670E-03	.249E-03	-.125E+01	-.121E+01	-.712E+00
58	-.685E-03	.351E-03	-.244E-01	-.130E+01	-.756E+00
59	-.702E-03	.456E-03	.121E+01	-.146E+01	-.740E+00
60	-.720E-03	.568E-03	.232E+01	-.170E+01	-.631E+00
61	-.738E-03	.694E-03	.313E+01	-.207E+01	-.352E+00

Table 3.- Continued

(e) Concluded

Joint	x	y	z	dz/dx	dz/dy
62	-.753E-03	.807E-03	.322E+01	-.247E+01	.716E-01
63	-.766E-03	.937E-03	.226E+01	-.296E+01	.848E+00
64	-.777E-03	.107E-02	-.498E+00	-.343E+01	.210E+01
65	-.783E-03	.122E-02	-.630E+01	-.365E+01	.423E+01
66	-.787E-03	.136E-02	-.210E+02	-.121E+01	.112E+02
67	-.899E-03	.324E-03	-.418E+01	-.128E+01	-.756E+00
68	-.911E-03	.433E-03	-.302E+01	-.117E+01	-.632E+00
69	-.924E-03	.547E-03	-.216E+01	-.114E+01	-.450E+00
70	-.938E-03	.663E-03	-.171E+01	-.116E+01	-.157E+00
71	-.954E-03	.782E-03	-.188E+01	-.118E+01	.271E+00
72	-.971E-03	.923E-03	-.316E+01	-.120E+01	.979E+00
73	-.982E-03	.103E-02	-.517E+01	-.113E+01	.169E+01
74	-.995E-03	.116E-02	-.907E+01	-.888E+00	.283E+01
75	-.100E-02	.130E-02	-.153E+02	-.252E+00	.441E+01
76	-.101E-02	.144E-02	-.251E+02	.132E+01	.689E+01
77	-.101E-02	.158E-02	-.481E+02	.102E+02	.173E+02
78	-.116E-02	.529E-03	-.486E+01	-.621E+00	-.694E+00
79	-.117E-02	.647E-03	-.396E+01	-.359E+00	-.352E+00
80	-.118E-02	.768E-03	-.369E+01	-.157E+00	.268E-01
81	-.119E-02	.889E-03	-.412E+01	.478E-01	.501E+00
82	-.120E-02	.101E-02	-.539E+01	.304E+00	.107E+01
83	-.121E-02	.115E-02	-.802E+01	.715E+00	.184E+01
84	-.122E-02	.126E-02	-.110E+02	.122E+01	.249E+01
85	-.123E-02	.139E-02	-.157E+02	.208E+01	.339E+01
86	-.124E-02	.152E-02	-.220E+02	.346E+01	.444E+01
87	-.125E-02	.166E-02	-.304E+02	.589E+01	.593E+01
88	-.125E-02	.180E-02	-.489E+02	.158E+02	.140E+02
89	-.142E-02	.760E-03	-.254E+01	.848E+00	-.430E+00
90	-.143E-02	.882E-03	-.212E+01	.116E+01	.132E-01
91	-.143E-02	.101E-02	-.238E+01	.147E+01	.432E+00
92	-.144E-02	.113E-02	-.331E+01	.181E+01	.867E+00
93	-.145E-02	.125E-02	-.488E+01	.223E+01	.129E+01
94	-.146E-02	.139E-02	-.737E+01	.286E+01	.172E+01
95	-.147E-02	.149E-02	-.966E+01	.350E+01	.192E+01
96	-.148E-02	.162E-02	-.126E+02	.450E+01	.208E+01
97	-.148E-02	.174E-02	-.154E+02	.585E+01	.197E+01
98	-.148E-02	.187E-02	-.178E+02	.779E+01	.155E+01
99	-.149E-02	.200E-02	-.219E+02	.130E+02	.314E+01
100	-.168E-02	.101E-02	.389E+01	.266E+01	-.282E-01
101	-.168E-02	.113E-02	.375E+01	.280E+01	.306E+00
102	-.169E-02	.125E-02	.323E+01	.303E+01	.558E+00
103	-.169E-02	.137E-02	.242E+01	.331E+01	.726E+00
104	-.170E-02	.148E-02	.147E+01	.364E+01	.759E+00
105	-.171E-02	.163E-02	.490E+00	.415E+01	.522E+00
106	-.171E-02	.172E-02	.317E+00	.448E+01	.164E+00
107	-.172E-02	.184E-02	.109E+01	.501E+01	-.763E+00
108	-.172E-02	.196E-02	.391E+01	.563E+01	-.235E+01
109	-.172E-02	.208E-02	.104E+02	.645E+01	-.504E+01
110	-.172E-02	.220E-02	.261E+02	.616E+01	-.117E+02
111	-.193E-02	.126E-02	.134E+02	.384E+01	.170E+00
112	-.193E-02	.138E-02	.129E+02	.366E+01	.354E+00
113	-.193E-02	.149E-02	.125E+02	.368E+01	.343E+00
114	-.194E-02	.160E-02	.123E+02	.372E+01	.150E+00
115	-.194E-02	.171E-02	.126E+02	.374E+01	-.283E+00
116	-.195E-02	.185E-02	.143E+02	.370E+01	-.139E+01
117	-.195E-02	.193E-02	.165E+02	.358E+01	-.244E+01
118	-.195E-02	.205E-02	.220E+02	.328E+01	-.472E+01
119	-.196E-02	.216E-02	.321E+02	.261E+01	-.866E+01
120	-.196E-02	.228E-02	.519E+02	.848E+00	-.170E+02
121	-.196E-02	.239E-02	.124E+03	-.758E+01	-.665E+02

Table 3.- Continued

(f) Mode 6, $f_6 = 196.4147$ Hz

Joint	x	y	z	dz/dx	dz/dy
1	.124E+00	.132E+01	-.263E+00	.484E-01	-.101E+00
2	.164E+00	.859E+00	-.980E-01	.435E-01	-.576E-01
3	0. *	0. *	0. *	0. *	0. *
4	0. *	0. *	0. *	0. *	0. *
5	0. *	0. *	0. *	0. *	0. *
6	0. *	0. *	0. *	0. *	0. *
7	0. *	0. *	0. *	0. *	0. *
8	0. *	0. *	0. *	0. *	0. *
9	0. *	0. *	0. *	0. *	0. *
10	-.866E+00	-.184E+01	-.256E-01	.529E-01	.231E-01
11	-.872E+00	-.300E+01	-.322E+00	.322E+00	.108E+00
12	.795E+00	.704E+00	.180E+00	.124E+00	-.393E-01
13	.689E+00	.241E+00	.231E+00	.132E+00	-.212E-01
14	.549E+00	.132E+00	.246E+00	.150E+00	.370E-02
15	.459E+00	-.943E-03	.235E+00	.146E+00	.121E-01
16	.442E+00	-.138E+00	.212E+00	.133E+00	.183E-01
17	.453E+00	-.307E+00	.182E+00	.115E+00	.231E-01
18	.501E+00	-.585E+00	.146E+00	.925E-01	.221E-01
19	.614E+00	-.969E+00	.121E+00	.733E-01	.160E-01
20	.727E+00	-.191E+01	.119E+00	.563E-01	.308E-02
21	.722E+00	-.311E+01	.159E+00	.551E-01	-.296E-01
22	.501E+00	-.429E+01	.339E+00	.107E+00	-.144E+00
23	.124E+01	.370E+00	.866E+00	.277E+00	-.544E-02
24	.118E+01	.241E+00	.847E+00	.249E+00	.136E-01
25	.117E+01	.400E-02	.794E+00	.230E+00	.402E-01
26	.118E+01	-.294E+00	.700E+00	.201E+00	.574E-01
27	.123E+01	-.654E+00	.584E+00	.164E+00	.642E-01
28	.133E+01	-.110E+01	.467E+00	.127E+00	.621E-01
29	.148E+01	-.166E+01	.364E+00	.905E-01	.500E-01
30	.165E+01	-.244E+01	.297E+00	.566E-01	.278E-01
31	.174E+01	-.338E+01	.291E+00	.223E-01	-.978E-02
32	.172E+01	-.442E+01	.408E+00	-.304E-01	-.921E-01
33	.168E+01	-.552E+01	.126E+01	-.416E+00	-.628E+00
34	.200E+01	.256E+00	.171E+01	.358E+00	.115E+00
35	.209E+01	-.756E-01	.147E+01	.264E+00	.114E+00
36	.217E+01	-.502E+00	.124E+01	.209E+00	.131E+00
37	.226E+01	-.100E+01	.990E+00	.154E+00	.132E+00
38	.239E+01	-.158E+01	.750E+00	.102E+00	.121E+00
39	.255E+01	-.228E+01	.534E+00	.547E-01	.984E-01
40	.270E+01	-.302E+01	.383E+00	.163E-01	.700E-01
41	.282E+01	-.389E+01	.290E+00	-.209E-01	.316E-01
42	.289E+01	-.485E+01	.284E+00	-.653E-01	-.215E-01
43	.293E+01	-.589E+01	.425E+00	-.150E+00	-.115E+00
44	.292E+01	-.700E+01	.132E+01	-.699E+00	-.646E+00
45	.331E+01	-.264E+00	.208E+01	.277E+00	.270E+00
46	.342E+01	-.795E+00	.159E+01	.149E+00	.233E+00
47	.354E+01	-.141E+01	.117E+01	.813E-01	.215E+00
48	.367E+01	-.209E+01	.804E+00	.263E-01	.185E+00
49	.381E+01	-.282E+01	.497E+00	-.171E-01	.147E+00
50	.397E+01	-.365E+01	.258E+00	-.506E-01	.103E+00
51	.409E+01	-.449E+01	.112E+00	-.740E-01	.613E-01
52	.420E+01	-.542E+01	.403E-01	-.953E-01	.175E-01
53	.428E+01	-.642E+01	.518E-01	-.120E+00	-.268E-01
54	.433E+01	-.749E+01	.157E+00	-.166E+00	-.741E-01
55	.435E+01	-.861E+01	.528E+00	-.413E+00	-.212E+00
56	.494E+01	-.118E+01	.151E+01	.486E-01	.350E+00
57	.505E+01	-.189E+01	.927E+00	-.496E-01	.277E+00
58	.516E+01	-.265E+01	.477E+00	-.928E-01	.220E+00
59	.529E+01	-.344E+01	.133E+00	-.117E+00	.161E+00
60	.543E+01	-.428E+01	-.106E+00	-.128E+00	.104E+00
61	.557E+01	-.524E+01	-.254E+00	-.128E+00	.468E-01

Table 3.- Concluded

(f) Concluded

Joint	x	y	z	dz/dx	dz/dy
62	.568E+01	-.608E+01	-.299E+00	-.121E+00	.660E-02
63	.578E+01	-.706E+01	-.276E+00	-.111E+00	-.311E-01
64	.586E+01	-.808E+01	-.189E+00	-.986E-01	-.603E-01
65	.591E+01	-.915E+01	-.515E-01	-.837E-01	-.759E-01
66	.593E+01	-.103E+02	.108E+00	-.608E-01	-.317E-01
67	.678E+01	-.245E+01	.130E+00	-.212E+00	.267E+00
68	.687E+01	-.327E+01	-.281E+00	-.225E+00	.184E+00
69	.696E+01	-.413E+01	-.544E+00	-.215E+00	.109E+00
70	.707E+01	-.500E+01	-.682E+00	-.192E+00	.422E-01
71	.719E+01	-.590E+01	-.712E+00	-.162E+00	-.135E-01
72	.731E+01	-.695E+01	-.642E+00	-.122E+00	-.625E-01
73	.740E+01	-.778E+01	-.532E+00	-.927E-01	-.910E-01
74	.749E+01	-.876E+01	-.354E+00	-.613E-01	-.117E+00
75	.756E+01	-.978E+01	-.134E+00	-.351E-01	-.138E+00
76	.761E+01	-.108E+02	.134E+00	-.222E-01	-.164E+00
77	.764E+01	-.119E+02	.616E+00	-.118E+00	-.314E+00
78	.872E+01	-.399E+01	-.135E+01	-.347E+00	.288E-01
79	.878E+01	-.488E+01	-.136E+01	-.266E+00	-.263E-01
80	.886E+01	-.579E+01	-.128E+01	-.205E+00	-.857E-01
81	.895E+01	-.670E+01	-.111E+01	-.147E+00	-.130E+00
82	.904E+01	-.762E+01	-.878E+00	-.918E-01	-.160E+00
83	.915E+01	-.869E+01	-.571E+00	-.384E-01	-.179E+00
84	.922E+01	-.951E+01	-.320E+00	-.808E-02	-.185E+00
85	.929E+01	-.105E+02	-.263E-01	.141E-01	-.184E+00
86	.935E+01	-.115E+02	.258E+00	.121E-01	-.178E+00
87	.938E+01	-.125E+02	.535E+00	-.394E-01	-.179E+00
88	.940E+01	-.135E+02	.107E+01	-.369E+00	-.438E+00
89	.107E+02	-.573E+01	-.197E+01	-.261E+00	-.244E+00
90	.107E+02	-.665E+01	-.157E+01	-.135E+00	-.249E+00
91	.108E+02	-.757E+01	-.117E+01	-.585E-01	-.264E+00
92	.109E+02	-.848E+01	-.758E+00	.203E-02	-.264E+00
93	.109E+02	-.940E+01	-.359E+00	.494E-01	-.251E+00
94	.110E+02	-.104E+02	.496E-01	.852E-01	-.221E+00
95	.111E+02	-.112E+02	.310E+00	.961E-01	-.184E+00
96	.111E+02	-.122E+02	.522E+00	.901E-01	-.122E+00
97	.112E+02	-.131E+02	.587E+00	.508E-01	-.221E-01
98	.112E+02	-.141E+02	.412E+00	-.318E-01	.144E+00
99	.112E+02	-.150E+02	-.187E+00	-.362E-01	.398E+00
100	.127E+02	-.761E+01	-.123E+01	-.477E-02	-.385E+00
101	.127E+02	-.851E+01	-.642E+00	.896E-01	-.351E+00
102	.127E+02	-.940E+01	-.125E+00	.137E+00	-.322E+00
103	.128E+02	-.103E+02	.330E+00	.172E+00	-.279E+00
104	.128E+02	-.112E+02	.700E+00	.200E+00	-.217E+00
105	.129E+02	-.123E+02	.990E+00	.226E+00	-.102E+00
106	.129E+02	-.129E+02	.103E+01	.234E+00	-.208E-02
107	.129E+02	-.138E+02	.825E+00	.240E+00	.202E+00
108	.129E+02	-.147E+02	.161E+00	.222E+00	.535E+00
109	.130E+02	-.156E+02	-.134E+01	.127E+00	.111E+01
110	.130E+02	-.165E+02	-.539E+01	.325E+00	.268E+01
111	.145E+02	-.951E+01	.484E+00	.211E+00	-.316E+00
112	.145E+02	-.104E+02	.988E+00	.242E+00	-.302E+00
113	.145E+02	-.112E+02	.142E+01	.268E+00	-.258E+00
114	.146E+02	-.120E+02	.174E+01	.300E+00	-.181E+00
115	.146E+02	-.129E+02	.192E+01	.342E+00	-.652E-01
116	.146E+02	-.139E+02	.182E+01	.420E+00	.168E+00
117	.147E+02	-.146E+02	.151E+01	.494E+00	.391E+00
118	.147E+02	-.154E+02	.533E+00	.653E+00	.890E+00
119	.147E+02	-.163E+02	-.158E+01	.962E+00	.188E+01
120	.147E+02	-.171E+02	-.648E+01	.174E+01	.439E+01
121	.147E+02	-.180E+02	-.307E+02	.512E+01	.228E+02

Table 4.- Calculated Modal Frequencies and Deflections
for 2.5-Foot Weakened Model 3

(a) Mode 1, $f_1 = 9.5992$ Hz

Joint	x	y	z	dz/dx	dz/dy
1	.372E-10	.152E-09	-.405E-01	-.101E-02	-.130E-01
2	.412E-10	.103E-09	-.153E-01	-.468E-03	-.110E-01
3	0. *	0. *	0. *	0. *	0. *
4	0. *	0. *	0. *	0. *	0. *
5	0. *	0. *	0. *	0. *	0. *
6	0. *	0. *	0. *	0. *	0. *
7	0. *	0. *	0. *	0. *	0. *
8	0. *	0. *	0. *	0. *	0. *
9	0. *	0. *	0. *	0. *	0. *
10	-.119E-09	-.324E-09	-.524E-01	.163E+00	.104E-01
11	-.118E-09	-.513E-09	-.107E+00	.237E+00	.907E-03
12	.112E-09	.931E-10	.638E-02	.836E-02	-.123E-01
13	.929E-10	.407E-10	.352E-01	.209E-01	-.127E-01
14	.816E-10	.297E-10	.690E-01	.415E-01	-.180E-01
15	.697E-10	.887E-11	.113E+00	.679E-01	-.222E-01
16	.683E-10	-.151E-10	.166E+00	.992E-01	-.254E-01
17	.727E-10	-.458E-10	.225E+00	.133E+00	-.285E-01
18	.862E-10	-.988E-10	.306E+00	.177E+00	-.325E-01
19	.114E-09	-.172E-09	.402E+00	.224E+00	-.402E-01
20	.137E-09	-.346E-09	.538E+00	.261E+00	-.475E-01
21	.140E-09	-.532E-09	.697E+00	.328E+00	-.969E-01
22	.113E-09	-.729E-09	.914E+00	.386E+00	-.122E+00
23	.179E-09	.657E-10	.195E+00	.629E-01	-.534E-01
24	.182E-09	.493E-10	.317E+00	.960E-01	-.653E-01
25	.185E-09	.111E-10	.462E+00	.134E+00	-.746E-01
26	.194E-09	-.414E-10	.628E+00	.174E+00	-.843E-01
27	.209E-09	-.108E-09	.816E+00	.217E+00	-.951E-01
28	.233E-09	-.191E-09	.103E+01	.262E+00	-.108E+00
29	.268E-09	-.297E-09	.127E+01	.309E+00	-.123E+00
30	.301E-09	-.438E-09	.156E+01	.358E+00	-.143E+00
31	.316E-09	-.593E-09	.188E+01	.407E+00	-.163E+00
32	.318E-09	-.760E-09	.225E+01	.461E+00	-.189E+00
33	.317E-09	-.933E-09	.268E+01	.511E+00	-.220E+00
34	.329E-09	.506E-10	.815E+00	.160E+00	-.129E+00
35	.349E-09	-.804E-11	.108E+01	.201E+00	-.141E+00
36	.369E-09	-.860E-10	.138E+01	.242E+00	-.154E+00
37	.392E-09	-.179E-09	.170E+01	.285E+00	-.168E+00
38	.421E-09	-.284E-09	.205E+01	.329E+00	-.184E+00
39	.455E-09	-.409E-09	.245E+01	.375E+00	-.203E+00
40	.483E-09	-.538E-09	.286E+01	.417E+00	-.223E+00
41	.505E-09	-.680E-09	.332E+01	.461E+00	-.246E+00
42	.520E-09	-.833E-09	.384E+01	.504E+00	-.271E+00
43	.528E-09	-.994E-09	.441E+01	.546E+00	-.300E+00
44	.531E-09	-.116E-08	.503E+01	.584E+00	-.330E+00
45	.570E-09	-.489E-10	.201E+01	.270E+00	-.212E+00
46	.592E-09	-.148E-09	.242E+01	.309E+00	-.226E+00
47	.615E-09	-.261E-09	.287E+01	.349E+00	-.242E+00
48	.641E-09	-.381E-09	.335E+01	.389E+00	-.259E+00
49	.669E-09	-.507E-09	.386E+01	.429E+00	-.278E+00
50	.695E-09	-.645E-09	.443E+01	.469E+00	-.299E+00
51	.716E-09	-.778E-09	.500E+01	.506E+00	-.320E+00
52	.734E-09	-.923E-09	.563E+01	.543E+00	-.342E+00
53	.747E-09	-.107E-08	.630E+01	.578E+00	-.367E+00
54	.755E-09	-.123E-08	.703E+01	.612E+00	-.392E+00
55	.760E-09	-.138E-08	.780E+01	.640E+00	-.423E+00
56	.852E-09	-.226E-09	.380E+01	.375E+00	-.299E+00
57	.868E-09	-.352E-09	.436E+01	.412E+00	-.314E+00
58	.886E-09	-.482E-09	.495E+01	.447E+00	-.331E+00
59	.906E-09	-.613E-09	.557E+01	.482E+00	-.348E+00
60	.926E-09	-.746E-09	.622E+01	.516E+00	-.367E+00
61	.946E-09	-.893E-09	.697E+01	.551E+00	-.388E+00

Table 4.- Continued

(a) Concluded

Joint	x	y	z	dz/dx	dz/dy
62	.961E-09	-.102E-08	.763E+01	.579E+00	-.406E+00
63	.974E-09	-.116E-08	.839E+01	.608E+00	-.427E+00
64	.984E-09	-.130E-08	.919E+01	.635E+00	-.449E+00
65	.990E-09	-.145E-08	.100E+02	.661E+00	-.472E+00
66	.994E-09	-.159E-08	.109E+02	.679E+00	-.501E+00
67	.114E-08	-.454E-09	.616E+01	.471E+00	-.383E+00
68	.115E-08	-.589E-09	.685E+01	.502E+00	-.398E+00
69	.116E-08	-.723E-09	.756E+01	.531E+00	-.413E+00
70	.117E-08	-.856E-09	.829E+01	.559E+00	-.429E+00
71	.118E-08	-.988E-09	.906E+01	.586E+00	-.445E+00
72	.120E-08	-.114E-08	.996E+01	.614E+00	-.464E+00
73	.121E-08	-.125E-08	.107E+02	.634E+00	-.479E+00
74	.121E-08	-.139E-08	.115E+02	.655E+00	-.498E+00
75	.122E-08	-.152E-08	.124E+02	.674E+00	-.517E+00
76	.122E-08	-.166E-08	.133E+02	.691E+00	-.537E+00
77	.123E-08	-.179E-08	.143E+02	.700E+00	-.564E+00
78	.141E-08	-.705E-09	.905E+01	.552E+00	-.457E+00
79	.141E-08	-.838E-09	.982E+01	.576E+00	-.470E+00
80	.142E-08	-.969E-09	.106E+02	.598E+00	-.482E+00
81	.142E-08	-.110E-08	.114E+02	.618E+00	-.495E+00
82	.143E-08	-.122E-08	.123E+02	.637E+00	-.509E+00
83	.144E-08	-.137E-08	.133E+02	.656E+00	-.525E+00
84	.144E-08	-.148E-08	.140E+02	.669E+00	-.538E+00
85	.145E-08	-.160E-08	.149E+02	.683E+00	-.553E+00
86	.145E-08	-.172E-08	.159E+02	.694E+00	-.569E+00
87	.145E-08	-.185E-08	.169E+02	.703E+00	-.586E+00
88	.145E-08	-.197E-08	.179E+02	.702E+00	-.611E+00
89	.166E-08	-.961E-09	.124E+02	.614E+00	-.516E+00
90	.166E-08	-.109E-08	.132E+02	.630E+00	-.526E+00
91	.166E-08	-.121E-08	.140E+02	.644E+00	-.536E+00
92	.166E-08	-.133E-08	.149E+02	.657E+00	-.546E+00
93	.166E-08	-.145E-08	.158E+02	.668E+00	-.557E+00
94	.167E-08	-.158E-08	.168E+02	.679E+00	-.570E+00
95	.167E-08	-.168E-08	.176E+02	.686E+00	-.580E+00
96	.167E-08	-.180E-08	.185E+02	.692E+00	-.592E+00
97	.167E-08	-.192E-08	.195E+02	.697E+00	-.605E+00
98	.167E-08	-.203E-08	.205E+02	.699E+00	-.619E+00
99	.167E-08	-.215E-08	.215E+02	.692E+00	-.641E+00
100	.189E-08	-.121E-08	.160E+02	.654E+00	-.558E+00
101	.189E-08	-.133E-08	.168E+02	.662E+00	-.564E+00
102	.189E-08	-.144E-08	.177E+02	.669E+00	-.572E+00
103	.189E-08	-.155E-08	.186E+02	.675E+00	-.580E+00
104	.189E-08	-.166E-08	.195E+02	.679E+00	-.588E+00
105	.189E-08	-.180E-08	.206E+02	.684E+00	-.600E+00
106	.189E-08	-.188E-08	.213E+02	.685E+00	-.607E+00
107	.189E-08	-.199E-08	.222E+02	.687E+00	-.618E+00
108	.189E-08	-.210E-08	.232E+02	.688E+00	-.628E+00
109	.189E-08	-.221E-08	.242E+02	.688E+00	-.640E+00
110	.189E-08	-.232E-08	.251E+02	.681E+00	-.661E+00
111	.211E-08	-.145E-08	.198E+02	.672E+00	-.584E+00
112	.211E-08	-.156E-08	.206E+02	.672E+00	-.587E+00
113	.211E-08	-.166E-08	.215E+02	.673E+00	-.593E+00
114	.210E-08	-.177E-08	.224E+02	.674E+00	-.601E+00
115	.210E-08	-.187E-08	.232E+02	.675E+00	-.609E+00
116	.210E-08	-.200E-08	.244E+02	.677E+00	-.620E+00
117	.210E-08	-.208E-08	.250E+02	.677E+00	-.627E+00
118	.210E-08	-.218E-08	.260E+02	.677E+00	-.637E+00
119	.210E-08	-.228E-08	.269E+02	.678E+00	-.649E+00
120	.210E-08	-.239E-08	.278E+02	.679E+00	-.663E+00
121	.210E-08	-.249E-08	.288E+02	.688E+00	-.715E+00

Table 4.- Continued
 (b) Mode 2, $f_2 = 38.1650$ Hz

Joint	x	y	z	dz/dx	dz/dy
1	.204E-05	.811E-05	-.315E+00	.213E-01	-.106E+00
2	.227E-05	.555E-05	-.128E+00	.250E-01	-.983E-01
3	0. *	0. *	0. *	0. *	0. *
4	0. *	0. *	0. *	0. *	0. *
5	0. *	0. *	0. *	0. *	0. *
6	0. *	0. *	0. *	0. *	0. *
7	0. *	0. *	0. *	0. *	0. *
8	0. *	0. *	0. *	0. *	0. *
9	0. *	0. *	0. *	0. *	0. *
10	-.782E-05	-.170E-04	-.686E+00	-.972E-01	.508E+00
11	-.870E-05	-.272E-04	-.228E+01	-.149E-01	.817E+00
12	.601E-05	.502E-05	.137E+00	.120E+00	-.111E+00
13	.495E-05	.230E-05	.335E+00	.210E+00	-.100E+00
14	.431E-05	.187E-05	.514E+00	.318E+00	-.935E-01
15	.355E-05	.933E-06	.668E+00	.416E+00	-.736E-01
16	.326E-05	-.182E-06	.767E+00	.480E+00	-.369E-01
17	.320E-05	-.169E-05	.778E+00	.494E+00	.188E-01
18	.347E-05	-.440E-05	.636E+00	.439E+00	.113E+00
19	.440E-05	-.824E-05	.238E+00	.316E+00	.278E+00
20	.486E-05	-.174E-04	-.719E+00	.289E+00	.568E+00
21	.456E-05	-.278E-04	-.235E+01	.213E+00	.925E+00
22	.256E-05	-.390E-04	-.479E+01	.218E+00	.130E+01
23	.931E-05	.388E-05	.162E+01	.538E+00	-.299E+00
24	.936E-05	.338E-05	.216E+01	.680E+00	-.267E+00
25	.939E-05	.175E-05	.259E+01	.797E+00	-.188E+00
26	.956E-05	-.707E-06	.283E+01	.869E+00	-.803E-01
27	.996E-05	-.406E-05	.283E+01	.894E+00	.608E-01
28	.107E-04	-.839E-05	.250E+01	.874E+00	.243E+00
29	.120E-04	-.141E-04	.174E+01	.822E+00	.483E+00
30	.132E-04	-.220E-04	.444E+00	.757E+00	.789E+00
31	.135E-04	-.310E-04	-.150E+01	.693E+00	.110E+01
32	.131E-04	-.411E-04	-.411E+01	.620E+00	.145E+01
33	.127E-04	-.518E-04	-.753E+01	.612E+00	.185E+01
34	.168E-04	.410E-05	.522E+01	.113E+01	-.401E+00
35	.178E-04	.158E-05	.584E+01	.123E+01	-.256E+00
36	.187E-04	-.210E-05	.613E+01	.129E+01	-.717E-01
37	.197E-04	-.682E-05	.603E+01	.131E+01	.144E+00
38	.208E-04	-.125E-04	.548E+01	.130E+01	.392E+00
39	.221E-04	-.196E-04	.435E+01	.125E+01	.688E+00
40	.232E-04	-.272E-04	.276E+01	.119E+01	.990E+00
41	.240E-04	-.359E-04	.476E+00	.111E+01	.132E+01
42	.244E-04	-.456E-04	-.247E+01	.103E+01	.166E+01
43	.245E-04	-.563E-04	-.610E+01	.936E+00	.202E+01
44	.244E-04	-.677E-04	-.106E+02	.928E+00	.246E+01
45	.298E-04	.334E-06	.105E+02	.172E+01	-.222E+00
46	.310E-04	-.450E-05	.107E+02	.175E+01	.236E-01
47	.322E-04	-.104E-04	.104E+02	.175E+01	.301E+00
48	.334E-04	-.171E-04	.951E+01	.172E+01	.600E+00
49	.347E-04	-.245E-04	.805E+01	.167E+01	.918E+00
50	.359E-04	-.331E-04	.590E+01	.159E+01	.126E+01
51	.369E-04	-.417E-04	.328E+01	.150E+01	.159E+01
52	.376E-04	-.514E-04	-.744E-01	.140E+01	.194E+01
53	.382E-04	-.619E-04	-.409E+01	.129E+01	.229E+01
54	.385E-04	-.731E-04	-.880E+01	.118E+01	.266E+01
55	.385E-04	-.850E-04	-.144E+02	.119E+01	.314E+01
56	.464E-04	-.785E-05	.165E+02	.224E+01	.247E+00
57	.475E-04	-.147E-04	.158E+02	.219E+01	.563E+00
58	.486E-04	-.223E-04	.144E+02	.213E+01	.896E+00
59	.498E-04	-.304E-04	.125E+02	.206E+01	.124E+01
60	.509E-04	-.390E-04	.991E+01	.196E+01	.158E+01
61	.520E-04	-.491E-04	.641E+01	.185E+01	.196E+01

Table 4.- Continued

(b) Concluded

Joint	x	y	z	dz/dx	dz/dy
62	.529E-04	-.581E-04	.286E+01	.174E+01	.228E+01
63	.537E-04	-.685E-04	-.161E+01	.162E+01	.262E+01
64	.543E-04	-.794E-04	-.672E+01	.151E+01	.298E+01
65	.547E-04	-.910E-04	-.125E+02	.140E+01	.335E+01
66	.548E-04	-.103E-03	-.192E+02	.145E+01	.387E+01
67	.653E-04	-.200E-04	.220E+02	.262E+01	.953E+00
68	.662E-04	-.282E-04	.200E+02	.251E+01	.130E+01
69	.671E-04	-.370E-04	.174E+02	.241E+01	.165E+01
70	.681E-04	-.461E-04	.143E+02	.230E+01	.199E+01
71	.691E-04	-.556E-04	.105E+02	.218E+01	.234E+01
72	.702E-04	-.670E-04	.547E+01	.204E+01	.272E+01
73	.709E-04	-.759E-04	.116E+01	.193E+01	.301E+01
74	.717E-04	-.866E-04	-.439E+01	.182E+01	.334E+01
75	.723E-04	-.977E-04	-.105E+02	.171E+01	.368E+01
76	.726E-04	-.109E-03	-.173E+02	.163E+01	.403E+01
77	.728E-04	-.121E-03	-.249E+02	.175E+01	.457E+01
78	.856E-04	-.353E-04	.259E+02	.285E+01	.180E+01
79	.863E-04	-.445E-04	.226E+02	.270E+01	.214E+01
80	.870E-04	-.541E-04	.187E+02	.258E+01	.247E+01
81	.879E-04	-.638E-04	.143E+02	.245E+01	.279E+01
82	.888E-04	-.738E-04	.940E+01	.232E+01	.311E+01
83	.897E-04	-.854E-04	.317E+01	.219E+01	.346E+01
84	.903E-04	-.945E-04	-.201E+01	.210E+01	.372E+01
85	.910E-04	-.105E-03	-.848E+01	.201E+01	.402E+01
86	.914E-04	-.116E-03	-.155E+02	.193E+01	.432E+01
87	.917E-04	-.127E-03	-.230E+02	.190E+01	.465E+01
88	.919E-04	-.139E-03	-.313E+02	.210E+01	.519E+01
89	.107E-03	-.532E-04	.274E+02	.295E+01	.269E+01
90	.107E-03	-.630E-04	.229E+02	.279E+01	.299E+01
91	.108E-03	-.729E-04	.179E+02	.266E+01	.328E+01
92	.109E-03	-.829E-04	.124E+02	.254E+01	.356E+01
93	.109E-03	-.930E-04	.652E+01	.243E+01	.382E+01
94	.110E-03	-.104E-03	-.653E+00	.233E+01	.412E+01
95	.110E-03	-.113E-03	-.650E+01	.227E+01	.434E+01
96	.111E-03	-.124E-03	-.136E+02	.222E+01	.459E+01
97	.111E-03	-.134E-03	-.212E+02	.220E+01	.486E+01
98	.111E-03	-.145E-03	-.292E+02	.221E+01	.514E+01
99	.111E-03	-.156E-03	-.379E+02	.250E+01	.568E+01
100	.128E-03	-.731E-04	.263E+02	.295E+01	.352E+01
101	.128E-03	-.829E-04	.207E+02	.279E+01	.376E+01
102	.129E-03	-.928E-04	.148E+02	.269E+01	.398E+01
103	.129E-03	-.103E-03	.864E+01	.261E+01	.419E+01
104	.130E-03	-.112E-03	.211E+01	.256E+01	.440E+01
105	.130E-03	-.125E-03	-.659E+01	.251E+01	.466E+01
106	.130E-03	-.132E-03	-.119E+02	.249E+01	.482E+01
107	.131E-03	-.142E-03	-.194E+02	.248E+01	.504E+01
108	.131E-03	-.152E-03	-.273E+02	.248E+01	.528E+01
109	.131E-03	-.162E-03	-.356E+02	.250E+01	.554E+01
110	.131E-03	-.172E-03	-.445E+02	.274E+01	.607E+01
111	.149E-03	-.939E-04	.226E+02	.290E+01	.410E+01
112	.149E-03	-.103E-03	.165E+02	.280E+01	.431E+01
113	.149E-03	-.113E-03	.102E+02	.277E+01	.446E+01
114	.149E-03	-.122E-03	.358E+01	.275E+01	.464E+01
115	.150E-03	-.131E-03	-.328E+01	.274E+01	.483E+01
116	.150E-03	-.143E-03	-.124E+02	.273E+01	.507E+01
117	.150E-03	-.150E-03	-.178E+02	.273E+01	.522E+01
118	.151E-03	-.160E-03	-.256E+02	.273E+01	.545E+01
119	.151E-03	-.169E-03	-.337E+02	.274E+01	.572E+01
120	.151E-03	-.179E-03	-.423E+02	.273E+01	.610E+01
121	.151E-03	-.189E-03	-.526E+02	.249E+01	.758E+01

Table 4.- Continued
(c) Mode 3, $f_3 = 48.3482$ Hz

Joint	x	y	z	dz/dx	dz/dy
1	-.420E-05	-.166E-04	-.829E-01	-.246E-02	-.245E-01
2	-.466E-05	-.114E-04	-.280E-01	-.492E-02	-.131E-01
3	0. *	0. *	0. *	0. *	0. *
4	0. *	0. *	0. *	0. *	0. *
5	0. *	0. *	0. *	0. *	0. *
6	0. *	0. *	0. *	0. *	0. *
7	0. *	0. *	0. *	0. *	0. *
8	0. *	0. *	0. *	0. *	0. *
9	0. *	0. *	0. *	0. *	0. *
10	.162E-04	.353E-04	.566E+00	.948E+00	-.523E+00
11	.180E-04	.564E-04	.230E+01	.114E+01	-.956E+00
12	-.123E-04	-.103E-04	-.421E-02	-.732E-03	-.626E-02
13	-.102E-04	-.473E-05	.344E-01	.104E-01	-.564E-02
14	-.885E-05	-.384E-05	.916E-01	.455E-01	-.248E-01
15	-.729E-05	-.188E-05	.196E+00	.104E+00	-.485E-01
16	-.669E-05	.441E-06	.371E+00	.198E+00	-.818E-01
17	-.658E-05	.358E-05	.631E+00	.337E+00	-.132E+00
18	-.717E-05	.919E-05	.112E+01	.572E+00	-.233E+00
19	-.911E-05	.172E-04	.195E+01	.870E+00	-.445E+00
20	-.101E-04	.362E-04	.360E+01	.974E+00	-.817E+00
21	-.946E-05	.577E-04	.619E+01	.125E+01	-.152E+01
22	-.531E-05	.809E-04	.103E+02	.125E+01	-.223E+01
23	-.192E-04	-.797E-05	.162E+00	.282E-01	-.607E-01
24	-.193E-04	-.689E-05	.366E+00	.682E-01	-.108E+00
25	-.193E-04	-.351E-05	.694E+00	.129E+00	-.178E+00
26	-.197E-04	.161E-05	.120E+01	.214E+00	-.276E+00
27	-.205E-04	.857E-05	.195E+01	.325E+00	-.418E+00
28	-.221E-04	.176E-04	.306E+01	.460E+00	-.617E+00
29	-.248E-04	.294E-04	.468E+01	.595E+00	-.907E+00
30	-.272E-04	.458E-04	.699E+01	.710E+00	-.131E+01
31	-.279E-04	.644E-04	.102E+02	.773E+00	-.174E+01
32	-.271E-04	.852E-04	.143E+02	.805E+00	-.227E+01
33	-.262E-04	.107E-03	.200E+02	.480E+00	-.311E+01
34	-.347E-04	-.835E-05	.714E+00	.143E-01	-.203E+00
35	-.368E-04	-.307E-05	.125E+01	.346E-01	-.306E+00
36	-.386E-04	.458E-05	.202E+01	.605E-01	-.449E+00
37	-.406E-04	.144E-04	.313E+01	.951E-01	-.635E+00
38	-.429E-04	.262E-04	.464E+01	.131E+00	-.870E+00
39	-.457E-04	.407E-04	.676E+01	.158E+00	-.118E+01
40	-.480E-04	.565E-04	.932E+01	.154E+00	-.151E+01
41	-.496E-04	.745E-04	.127E+02	.114E+00	-.190E+01
42	-.504E-04	.946E-04	.168E+02	.132E-01	-.232E+01
43	-.506E-04	.117E-03	.219E+02	-.166E+00	-.279E+01
44	-.503E-04	.140E-03	.284E+02	-.791E+00	-.363E+01
45	-.614E-04	-.431E-06	.145E+01	-.204E+00	-.387E+00
46	-.639E-04	.960E-05	.236E+01	-.243E+00	-.554E+00
47	-.664E-04	.218E-04	.362E+01	-.287E+00	-.755E+00
48	-.690E-04	.356E-04	.529E+01	-.336E+00	-.993E+00
49	-.716E-04	.511E-04	.744E+01	-.402E+00	-.126E+01
50	-.741E-04	.687E-04	.102E+02	-.496E+00	-.158E+01
51	-.761E-04	.865E-04	.134E+02	-.622E+00	-.188E+01
52	-.777E-04	.107E-03	.172E+02	-.795E+00	-.221E+01
53	-.788E-04	.128E-03	.217E+02	-.103E+01	-.254E+01
54	-.793E-04	.151E-03	.269E+02	-.135E+01	-.290E+01
55	-.794E-04	.176E-03	.332E+02	-.216E+01	-.364E+01
56	-.956E-04	.166E-04	.170E+01	-.701E+00	-.579E+00
57	-.980E-04	.308E-04	.293E+01	-.808E+00	-.782E+00
58	-.100E-03	.464E-04	.455E+01	-.928E+00	-.100E+01
59	-.103E-03	.632E-04	.659E+01	-.106E+01	-.124E+01
60	-.105E-03	.811E-04	.906E+01	-.122E+01	-.149E+01
61	-.107E-03	.102E-03	.122E+02	-.142E+01	-.176E+01

Table 4.- Continued

(c) Concluded

Joint	x	y	z	dz/dx	dz/dy
62	-.109E-03	.120E-03	.153E+02	-.162E+01	-.198E+01
63	-.111E-03	.142E-03	.191E+02	-.188E+01	-.222E+01
64	-.112E-03	.164E-03	.233E+02	-.219E+01	-.244E+01
65	-.113E-03	.188E-03	.279E+02	-.258E+01	-.266E+01
66	-.113E-03	.213E-03	.334E+02	-.343E+01	-.323E+01
67	-.135E-03	.417E-04	.549E+00	-.146E+01	-.721E+00
68	-.136E-03	.587E-04	.196E+01	-.162E+01	-.920E+00
69	-.138E-03	.768E-04	.372E+01	-.180E+01	-.112E+01
70	-.140E-03	.957E-04	.583E+01	-.199E+01	-.132E+01
71	-.142E-03	.115E-03	.827E+01	-.220E+01	-.151E+01
72	-.145E-03	.139E-03	.114E+02	-.246E+01	-.171E+01
73	-.146E-03	.157E-03	.141E+02	-.268E+01	-.184E+01
74	-.148E-03	.179E-03	.174E+02	-.296E+01	-.197E+01
75	-.149E-03	.202E-03	.208E+02	-.328E+01	-.207E+01
76	-.150E-03	.226E-03	.245E+02	-.366E+01	-.216E+01
77	-.150E-03	.250E-03	.287E+02	-.439E+01	-.252E+01
78	-.176E-03	.733E-04	-.287E+01	-.238E+01	-.776E+00
79	-.178E-03	.923E-04	-.146E+01	-.256E+01	-.946E+00
80	-.179E-03	.112E-03	.219E+00	-.276E+01	-.111E+01
81	-.181E-03	.132E-03	.215E+01	-.296E+01	-.125E+01
82	-.183E-03	.153E-03	.431E+01	-.316E+01	-.138E+01
83	-.185E-03	.177E-03	.698E+01	-.341E+01	-.149E+01
84	-.186E-03	.195E-03	.913E+01	-.361E+01	-.154E+01
85	-.187E-03	.217E-03	.117E+02	-.386E+01	-.157E+01
86	-.188E-03	.240E-03	.143E+02	-.412E+01	-.157E+01
87	-.189E-03	.263E-03	.168E+02	-.442E+01	-.154E+01
88	-.189E-03	.286E-03	.196E+02	-.492E+01	-.168E+01
89	-.220E-03	.110E-03	-.908E+01	-.333E+01	-.774E+00
90	-.221E-03	.130E-03	-.777E+01	-.347E+01	-.909E+00
91	-.222E-03	.151E-03	-.627E+01	-.363E+01	-.102E+01
92	-.223E-03	.171E-03	-.461E+01	-.379E+01	-.111E+01
93	-.225E-03	.192E-03	-.283E+01	-.394E+01	-.117E+01
94	-.226E-03	.216E-03	-.748E+00	-.412E+01	-.119E+01
95	-.227E-03	.234E-03	.857E+00	-.426E+01	-.118E+01
96	-.228E-03	.256E-03	.267E+01	-.442E+01	-.114E+01
97	-.229E-03	.277E-03	.439E+01	-.458E+01	-.106E+01
98	-.229E-03	.299E-03	.596E+01	-.475E+01	-.950E+00
99	-.229E-03	.321E-03	.742E+01	-.497E+01	-.891E+00
100	-.264E-03	.151E-03	-.179E+02	-.410E+01	-.785E+00
101	-.265E-03	.172E-03	-.166E+02	-.414E+01	-.878E+00
102	-.265E-03	.192E-03	-.153E+02	-.423E+01	-.935E+00
103	-.266E-03	.212E-03	-.139E+02	-.431E+01	-.961E+00
104	-.267E-03	.232E-03	-.124E+02	-.438E+01	-.957E+00
105	-.268E-03	.258E-03	-.107E+02	-.448E+01	-.910E+00
106	-.269E-03	.273E-03	-.973E+01	-.453E+01	-.863E+00
107	-.269E-03	.293E-03	-.852E+01	-.460E+01	-.764E+00
108	-.270E-03	.314E-03	-.748E+01	-.467E+01	-.636E+00
109	-.270E-03	.335E-03	-.667E+01	-.473E+01	-.475E+00
110	-.270E-03	.356E-03	-.620E+01	-.477E+01	-.258E+00
111	-.306E-03	.194E-03	-.282E+02	-.448E+01	-.776E+00
112	-.307E-03	.214E-03	-.269E+02	-.443E+01	-.870E+00
113	-.307E-03	.233E-03	-.257E+02	-.444E+01	-.872E+00
114	-.308E-03	.252E-03	-.245E+02	-.445E+01	-.842E+00
115	-.308E-03	.272E-03	-.234E+02	-.447E+01	-.786E+00
116	-.309E-03	.296E-03	-.221E+02	-.449E+01	-.670E+00
117	-.310E-03	.310E-03	-.214E+02	-.450E+01	-.585E+00
118	-.310E-03	.330E-03	-.207E+02	-.452E+01	-.432E+00
119	-.311E-03	.350E-03	-.203E+02	-.455E+01	-.238E+00
120	-.311E-03	.369E-03	-.202E+02	-.458E+01	.451E-01
121	-.311E-03	.389E-03	-.213E+02	-.474E+01	.108E+01

Table 4.- Continued

(d) Mode 4, $f_4 = 91.5448$ Hz

Joint	x	y	z	dz/dx	dz/dy
1	.163E-05	.715E-05	-.108E+01	.950E-01	-.379E+00
2	.182E-05	.479E-05	-.416E+00	.965E-01	-.307E+00
3	0. *	0. *	0. *	0. *	0. *
4	0. *	0. *	0. *	0. *	0. *
5	0. *	0. *	0. *	0. *	0. *
6	0. *	0. *	0. *	0. *	0. *
7	0. *	0. *	0. *	0. *	0. *
8	0. *	0. *	0. *	0. *	0. *
9	0. *	0. *	0. *	0. *	0. *
10	-.276E-05	-.136E-04	-.142E+01	-.203E+00	.107E+01
11	-.151E-05	-.214E-04	-.522E+01	.385E+00	.171E+01
12	.523E-05	.425E-05	.482E+00	.393E+00	-.303E+00
13	.435E-05	.171E-05	.101E+01	.619E+00	-.248E+00
14	.389E-05	.104E-05	.143E+01	.876E+00	-.194E+00
15	.351E-05	-.658E-07	.173E+01	.107E+01	-.116E+00
16	.372E-05	-.126E-05	.185E+01	.115E+01	-.109E-01
17	.427E-05	-.269E-05	.177E+01	.111E+01	.121E+00
18	.537E-05	-.506E-05	.134E+01	.916E+00	.310E+00
19	.720E-05	-.824E-05	.436E+00	.604E+00	.622E+00
20	.918E-05	-.155E-04	-.156E+01	.531E+00	.118E+01
21	.991E-05	-.227E-04	-.492E+01	.441E+00	.191E+01
22	.948E-05	-.300E-04	-.107E+02	.112E+01	.313E+01
23	.856E-05	.254E-05	.461E+01	.149E+01	-.624E+00
24	.874E-05	.143E-05	.567E+01	.173E+01	-.471E+00
25	.908E-05	-.680E-06	.633E+01	.188E+01	-.217E+00
26	.981E-05	-.328E-05	.646E+01	.190E+01	.664E-01
27	.110E-04	-.633E-05	.601E+01	.180E+01	.378E+00
28	.126E-04	-.988E-05	.490E+01	.162E+01	.726E+00
29	.147E-04	-.142E-04	.304E+01	.140E+01	.114E+01
30	.168E-04	-.196E-04	.289E+00	.121E+01	.164E+01
31	.181E-04	-.251E-04	-.349E+01	.112E+01	.212E+01
32	.188E-04	-.308E-04	-.837E+01	.116E+01	.268E+01
33	.193E-04	-.362E-04	-.155E+02	.214E+01	.397E+01
34	.156E-04	.790E-06	.128E+02	.266E+01	-.403E+00
35	.166E-04	-.237E-05	.132E+02	.260E+01	-.182E-01
36	.177E-04	-.617E-05	.129E+02	.248E+01	.415E+00
37	.191E-04	-.103E-04	.117E+02	.228E+01	.841E+00
38	.208E-04	-.146E-04	.963E+01	.203E+01	.125E+01
39	.227E-04	-.193E-04	.671E+01	.176E+01	.166E+01
40	.244E-04	-.239E-04	.329E+01	.155E+01	.203E+01
41	.257E-04	-.284E-04	-.953E+00	.142E+01	.237E+01
42	.268E-04	-.329E-04	-.584E+01	.140E+01	.268E+01
43	.275E-04	-.373E-04	-.114E+02	.158E+01	.300E+01
44	.281E-04	-.413E-04	-.188E+02	.282E+01	.413E+01
45	.260E-04	-.508E-05	.217E+02	.320E+01	.681E+00
46	.268E-04	-.974E-05	.201E+02	.280E+01	.112E+01
47	.279E-04	-.145E-04	.176E+02	.245E+01	.156E+01
48	.292E-04	-.192E-04	.144E+02	.210E+01	.194E+01
49	.306E-04	-.236E-04	.105E+02	.177E+01	.224E+01
50	.319E-04	-.279E-04	.598E+01	.151E+01	.247E+01
51	.330E-04	-.317E-04	.143E+01	.136E+01	.261E+01
52	.340E-04	-.354E-04	-.346E+01	.133E+01	.268E+01
53	.347E-04	-.388E-04	-.844E+01	.145E+01	.268E+01
54	.352E-04	-.418E-04	-.134E+02	.181E+01	.267E+01
55	.356E-04	-.444E-04	-.196E+02	.325E+01	.345E+01
56	.362E-04	-.138E-04	.265E+02	.280E+01	.223E+01
57	.366E-04	-.188E-04	.223E+02	.218E+01	.251E+01
58	.372E-04	-.235E-04	.176E+02	.173E+01	.274E+01
59	.380E-04	-.277E-04	.126E+02	.136E+01	.285E+01
60	.387E-04	-.314E-04	.755E+01	.109E+01	.286E+01
61	.395E-04	-.349E-04	.216E+01	.934E+00	.274E+01

Table 4.- Continued

(d) Concluded

Joint	x	y	z	dz/dx	dz/dy
62	.400E-04	-.376E-04	-.214E+01	.927E+00	.255E+01
63	.405E-04	-.402E-04	-.640E+01	.107E+01	.227E+01
64	.409E-04	-.424E-04	-.101E+02	.138E+01	.190E+01
65	.411E-04	-.441E-04	-.130E+02	.192E+01	.147E+01
66	.413E-04	-.454E-04	-.160E+02	.331E+01	.160E+01
67	.441E-04	-.232E-04	.237E+02	.147E+01	.356E+01
68	.441E-04	-.275E-04	.176E+02	.871E+00	.348E+01
69	.442E-04	-.312E-04	.118E+02	.500E+00	.333E+01
70	.444E-04	-.344E-04	.636E+01	.268E+00	.305E+01
71	.446E-04	-.371E-04	.149E+01	.171E+00	.267E+01
72	.448E-04	-.396E-04	-.313E+01	.234E+00	.212E+01
73	.448E-04	-.412E-04	-.583E+01	.400E+00	.162E+01
74	.449E-04	-.427E-04	-.794E+01	.725E+00	.948E+00
75	.449E-04	-.439E-04	-.879E+01	.119E+01	.174E+00
76	.449E-04	-.446E-04	-.818E+01	.181E+01	-.712E+00
77	.449E-04	-.449E-04	-.613E+01	.274E+01	-.149E+01
78	.488E-04	-.312E-04	.130E+02	-.395E+00	.392E+01
79	.485E-04	-.343E-04	.690E+01	-.739E+00	.343E+01
80	.482E-04	-.368E-04	.172E+01	-.881E+00	.286E+01
81	.480E-04	-.388E-04	-.242E+01	-.873E+00	.220E+01
82	.478E-04	-.404E-04	-.538E+01	-.741E+00	.146E+01
83	.475E-04	-.419E-04	-.716E+01	-.453E+00	.534E+00
84	.473E-04	-.427E-04	-.728E+01	-.159E+00	-.242E+00
85	.471E-04	-.434E-04	-.593E+01	.261E+00	-.124E+01
86	.469E-04	-.437E-04	-.281E+01	.742E+00	-.235E+01
87	.468E-04	-.438E-04	.236E+01	.124E+01	-.365E+01
88	.467E-04	-.435E-04	.105E+02	.125E+01	-.551E+01
89	.505E-04	-.369E-04	-.249E+01	-.222E+01	.292E+01
90	.501E-04	-.386E-04	-.648E+01	-.218E+01	.209E+01
91	.497E-04	-.399E-04	-.910E+01	-.204E+01	.122E+01
92	.493E-04	-.410E-04	-.103E+02	-.181E+01	.313E+00
93	.489E-04	-.417E-04	-.997E+01	-.151E+01	-.635E+00
94	.484E-04	-.424E-04	-.771E+01	-.113E+01	-.179E+01
95	.480E-04	-.427E-04	-.451E+01	-.834E+00	-.273E+01
96	.477E-04	-.429E-04	.890E+00	-.488E+00	-.392E+01
97	.475E-04	-.428E-04	.834E+01	-.174E+00	-.526E+01
98	.473E-04	-.425E-04	.182E+02	.213E-01	-.688E+01
99	.472E-04	-.421E-04	.325E+02	-.132E+01	-.993E+01
100	.503E-04	-.399E-04	-.173E+02	-.350E+01	.677E+00
101	.499E-04	-.405E-04	-.176E+02	-.308E+01	-.261E+00
102	.495E-04	-.410E-04	-.165E+02	-.278E+01	-.116E+01
103	.491E-04	-.415E-04	-.141E+02	-.249E+01	-.210E+01
104	.486E-04	-.418E-04	-.101E+02	-.225E+01	-.310E+01
105	.481E-04	-.421E-04	-.275E+01	-.199E+01	-.447E+01
106	.478E-04	-.421E-04	.283E+01	-.186E+01	-.536E+01
107	.475E-04	-.420E-04	.121E+02	-.172E+01	-.671E+01
108	.472E-04	-.417E-04	.237E+02	-.159E+01	-.829E+01
109	.471E-04	-.413E-04	.382E+02	-.150E+01	-.103E+02
110	.470E-04	-.408E-04	.583E+02	-.275E+01	-.142E+02
111	.497E-04	-.407E-04	-.262E+02	-.388E+01	-.170E+01
112	.494E-04	-.410E-04	-.229E+02	-.347E+01	-.265E+01
113	.490E-04	-.412E-04	-.186E+02	-.340E+01	-.340E+01
114	.485E-04	-.414E-04	-.130E+02	-.334E+01	-.436E+01
115	.480E-04	-.415E-04	-.587E+01	-.330E+01	-.543E+01
116	.474E-04	-.415E-04	.557E+01	-.330E+01	-.700E+01
117	.470E-04	-.414E-04	.136E+02	-.335E+01	-.805E+01
118	.467E-04	-.411E-04	.267E+02	-.342E+01	-.982E+01
119	.464E-04	-.408E-04	.428E+02	-.353E+01	-.121E+02
120	.462E-04	-.403E-04	.636E+02	-.359E+01	-.159E+02
121	.461E-04	-.398E-04	.104E+03	-.106E+01	-.333E+02

Table 4.- Continued
(e) Mode 5, $f_5 = 118.1132$ Hz

Joint	x	y	z	dz/dx	dz/dy
1	-.558E-05	-.225E-04	-.525E-01	.171E-01	-.260E-01
2	-.620E-05	-.153E-04	-.272E-01	.232E-01	-.355E-01
3	0. *	0. *	0. *	0. *	0. *
4	0. *	0. *	0. *	0. *	0. *
5	0. *	0. *	0. *	0. *	0. *
6	0. *	0. *	0. *	0. *	0. *
7	0. *	0. *	0. *	0. *	0. *
8	0. *	0. *	0. *	0. *	0. *
9	0. *	0. *	0. *	0. *	0. *
10	.197E-04	.465E-04	-.272E+01	-.204E+01	.212E+01
11	.212E-04	.741E-04	-.121E+02	-.373E+00	.377E+01
12	-.166E-04	-.138E-04	.887E-01	.709E-01	-.478E-01
13	-.137E-04	-.623E-05	.130E+00	.100E+00	-.406E-01
14	-.120E-04	-.490E-05	.118E+00	.949E-01	.153E-02
15	-.100E-04	-.216E-05	-.587E-02	.355E-01	.619E-01
16	-.944E-05	.104E-05	-.302E+00	-.116E+00	.150E+00
17	-.957E-05	.527E-05	-.821E+00	-.380E+00	.283E+00
18	-.107E-04	.128E-04	-.192E+01	-.878E+00	.571E+00
19	-.138E-04	.233E-04	-.400E+01	-.151E+01	.123E+01
20	-.158E-04	.484E-04	-.876E+01	-.137E+01	.255E+01
21	-.155E-04	.762E-04	-.171E+02	-.128E+01	.495E+01
22	-.106E-04	.106E-03	-.350E+02	.260E+01	.101E+02
23	-.260E-04	-.103E-04	.674E+00	.274E+00	-.354E-01
24	-.262E-04	-.861E-05	.589E+00	.282E+00	.712E-01
25	-.264E-04	-.378E-05	.213E+00	.248E+00	.247E+00
26	-.272E-04	.325E-05	-.596E+00	.154E+00	.492E+00
27	-.287E-04	.126E-04	-.200E+01	.918E-02	.837E+00
28	-.313E-04	.245E-04	-.424E+01	-.148E+00	.132E+01
29	-.353E-04	.400E-04	-.770E+01	-.201E+00	.205E+01
30	-.390E-04	.612E-04	-.129E+02	-.727E-02	.310E+01
31	-.404E-04	.850E-04	-.204E+02	.653E+00	.424E+01
32	-.398E-04	.111E-03	-.307E+02	.203E+01	.582E+01
33	-.390E-04	.139E-03	-.501E+02	.822E+01	.114E+02
34	-.471E-04	-.100E-04	.188E+01	.685E+00	.187E+00
35	-.499E-04	-.255E-05	.126E+01	.706E+00	.433E+00
36	-.525E-04	.794E-05	.993E-01	.736E+00	.756E+00
37	-.554E-04	.210E-04	-.175E+01	.762E+00	.115E+01
38	-.589E-04	.365E-04	-.441E+01	.839E+00	.160E+01
39	-.629E-04	.553E-04	-.814E+01	.105E+01	.215E+01
40	-.663E-04	.753E-04	-.126E+02	.146E+01	.269E+01
41	-.688E-04	.981E-04	-.182E+02	.220E+01	.322E+01
42	-.703E-04	.123E-03	-.247E+02	.340E+01	.366E+01
43	-.709E-04	.150E-03	-.321E+02	.531E+01	.408E+01
44	-.708E-04	.179E-03	-.446E+02	.113E+02	.743E+01
45	-.824E-04	.168E-05	.388E+01	.140E+01	.605E+00
46	-.857E-04	.153E-04	.249E+01	.144E+01	.922E+00
47	-.890E-04	.314E-04	.521E+00	.154E+01	.125E+01
48	-.926E-04	.493E-04	-.204E+01	.169E+01	.156E+01
49	-.962E-04	.690E-04	-.510E+01	.195E+01	.182E+01
50	-.997E-04	.912E-04	-.863E+01	.238E+01	.198E+01
51	-.102E-03	.113E-03	-.120E+02	.297E+01	.195E+01
52	-.105E-03	.138E-03	-.152E+02	.382E+01	.171E+01
53	-.106E-03	.164E-03	-.176E+02	.492E+01	.114E+01
54	-.107E-03	.192E-03	-.187E+02	.636E+01	.216E+00
55	-.108E-03	.221E-03	-.191E+02	.940E+01	-.260E-01
56	-.126E-03	.251E-04	.674E+01	.213E+01	.111E+01
57	-.129E-03	.436E-04	.464E+01	.211E+01	.131E+01
58	-.132E-03	.636E-04	.228E+01	.218E+01	.143E+01
59	-.135E-03	.847E-04	-.164E+00	.232E+01	.142E+01
60	-.138E-03	.107E-03	-.242E+01	.255E+01	.125E+01
61	-.141E-03	.132E-03	-.427E+01	.291E+01	.821E+00

Table 4.- Continued

(e) Concluded

Joint	x	y	z	dz/dx	dz/dy
62	-.144E-03	.155E-03	-.497E+01	.327E+01	.228E+00
63	-.146E-03	.180E-03	-.435E+01	.372E+01	-.718E+00
64	-.147E-03	.207E-03	-.170E+01	.414E+01	-.202E+01
65	-.148E-03	.235E-03	.376E+01	.438E+01	-.381E+01
66	-.149E-03	.264E-03	.145E+02	.329E+01	-.728E+01
67	-.175E-03	.581E-04	.950E+01	.226E+01	.148E+01
68	-.177E-03	.796E-04	.707E+01	.207E+01	.138E+01
69	-.179E-03	.102E-03	.497E+01	.197E+01	.115E+01
70	-.181E-03	.125E-03	.343E+01	.193E+01	.748E+00
71	-.184E-03	.149E-03	.275E+01	.190E+01	.162E+00
72	-.186E-03	.176E-03	.343E+01	.188E+01	-.760E+00
73	-.188E-03	.198E-03	.525E+01	.177E+01	-.160E+01
74	-.190E-03	.224E-03	.913E+01	.156E+01	-.282E+01
75	-.191E-03	.251E-03	.153E+02	.107E+01	-.425E+01
76	-.192E-03	.278E-03	.243E+02	.504E-01	-.606E+01
77	-.193E-03	.306E-03	.401E+02	-.421E+01	-.109E+02
78	-.225E-03	.980E-04	.100E+02	.123E+01	.155E+01
79	-.226E-03	.121E-03	.777E+01	.831E+00	.110E+01
80	-.228E-03	.145E-03	.638E+01	.501E+00	.574E+00
81	-.230E-03	.169E-03	.600E+01	.190E+00	-.950E-01
82	-.231E-03	.193E-03	.679E+01	-.158E+00	-.863E+00
83	-.234E-03	.221E-03	.930E+01	-.625E+00	-.186E+01
84	-.235E-03	.243E-03	.124E+02	-.115E+01	-.261E+01
85	-.236E-03	.268E-03	.174E+02	-.193E+01	-.354E+01
86	-.237E-03	.294E-03	.239E+02	-.304E+01	-.447E+01
87	-.238E-03	.320E-03	.321E+02	-.472E+01	-.551E+01
88	-.238E-03	.347E-03	.454E+02	-.969E+01	-.951E+01
89	-.275E-03	.143E-03	.549E+01	-.105E+01	.127E+01
90	-.276E-03	.167E-03	.389E+01	-.153E+01	.606E+00
91	-.277E-03	.191E-03	.333E+01	-.198E+01	-.368E-01
92	-.279E-03	.215E-03	.382E+01	-.243E+01	-.699E+00
93	-.280E-03	.238E-03	.531E+01	-.295E+01	-.133E+01
94	-.281E-03	.266E-03	.810E+01	-.362E+01	-.198E+01
95	-.282E-03	.287E-03	.109E+02	-.427E+01	-.232E+01
96	-.283E-03	.311E-03	.146E+02	-.518E+01	-.262E+01
97	-.284E-03	.336E-03	.185E+02	-.630E+01	-.271E+01
98	-.284E-03	.361E-03	.225E+02	-.773E+01	-.260E+01
99	-.284E-03	.386E-03	.278E+02	-.106E+02	-.401E+01
100	-.325E-03	.191E-03	-.557E+01	-.388E+01	.622E+00
101	-.326E-03	.214E-03	-.615E+01	-.411E+01	.101E-01
102	-.326E-03	.238E-03	-.598E+01	-.443E+01	-.469E+00
103	-.327E-03	.261E-03	-.515E+01	-.478E+01	-.851E+00
104	-.328E-03	.284E-03	-.385E+01	-.517E+01	-.110E+01
105	-.329E-03	.313E-03	-.194E+01	-.574E+01	-.117E+01
106	-.329E-03	.330E-03	-.901E+00	-.611E+01	-.103E+01
107	-.330E-03	.354E-03	.317E-01	-.668E+01	-.567E+00
108	-.330E-03	.377E-03	-.697E-01	-.736E+01	.245E+00
109	-.331E-03	.401E-03	-.191E+01	-.825E+01	.150E+01
110	-.331E-03	.424E-03	-.670E+01	-.965E+01	.281E+01
111	-.373E-03	.240E-03	-.211E+02	-.571E+01	.295E-01
112	-.373E-03	.263E-03	-.207E+02	-.556E+01	-.430E+00
113	-.374E-03	.285E-03	-.202E+02	-.563E+01	-.594E+00
114	-.374E-03	.307E-03	-.195E+02	-.572E+01	-.609E+00
115	-.375E-03	.329E-03	-.189E+02	-.580E+01	-.429E+00
116	-.376E-03	.357E-03	-.190E+02	-.590E+01	.232E+00
117	-.376E-03	.373E-03	-.197E+02	-.596E+01	.872E+00
118	-.376E-03	.395E-03	-.223E+02	-.602E+01	.221E+01
119	-.377E-03	.417E-03	-.274E+02	-.606E+01	.438E+01
120	-.377E-03	.440E-03	-.375E+02	-.609E+01	.846E+01
121	-.377E-03	.462E-03	-.709E+02	-.863E+01	.296E+02

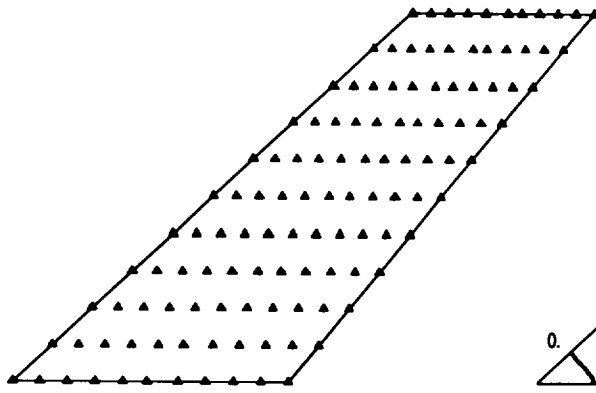
Table 4.- Continued
(f) Mode 6, $f_6 = 140.2004$ Hz

Joint	x	y	z	dz/dx	dz/dy
1	.228E+00	.909E+00	-.454E-01	-.118E-02	-.240E-01
2	.253E+00	.621E+00	-.805E-02	-.300E-03	-.594E-02
3	0. *	0. *	0. *	0. *	0. *
4	0. *	0. *	0. *	0. *	0. *
5	0. *	0. *	0. *	0. *	0. *
6	0. *	0. *	0. *	0. *	0. *
7	0. *	0. *	0. *	0. *	0. *
8	0. *	0. *	0. *	0. *	0. *
9	0. *	0. *	0. *	0. *	0. *
10	-.842E+00	-.189E+01	-.532E-02	.315E-02	.675E-02
11	-.924E+00	-.302E+01	-.913E-01	.706E-01	.355E-01
12	.673E+00	.562E+00	.430E-02	.512E-02	-.151E-02
13	.555E+00	.256E+00	.745E-02	.447E-02	-.479E-04
14	.484E+00	.205E+00	.733E-02	.444E-02	.468E-03
15	.401E+00	.972E-01	.618E-02	.389E-02	.861E-03
16	.372E+00	-.296E-01	.445E-02	.288E-02	.106E-02
17	.371E+00	-.200E+00	.269E-02	.183E-02	.108E-02
18	.409E+00	-.503E+00	.104E-02	.766E-03	.742E-03
19	.521E+00	-.932E+00	.674E-03	.289E-03	.501E-04
20	.585E+00	-.195E+01	.258E-02	.139E-02	-.975E-03
21	.560E+00	-.310E+01	.106E-01	.621E-02	-.419E-02
22	.347E+00	-.434E+01	.389E-01	.284E-01	-.159E-01
23	.105E+01	.428E+00	.283E-01	.888E-02	.209E-02
24	.105E+01	.366E+00	.239E-01	.679E-02	.212E-02
25	.106E+01	.178E+00	.189E-01	.529E-02	.293E-02
26	.108E+01	-.101E+00	.129E-01	.358E-02	.315E-02
27	.114E+01	-.478E+00	.702E-02	.192E-02	.286E-02
28	.123E+01	-.961E+00	.226E-02	.472E-03	.204E-02
29	.138E+01	-.160E+01	-.104E-03	-.811E-03	.428E-03
30	.152E+01	-.247E+01	.235E-02	-.215E-02	-.277E-02
31	.157E+01	-.346E+01	.156E-01	-.497E-02	-.104E-01
32	.153E+01	-.456E+01	.603E-01	-.166E-01	-.331E-01
33	.149E+01	-.573E+01	.363E+00	-.163E+00	-.215E+00
34	.190E+01	.437E+00	.429E-01	.875E-02	.710E-02
35	.201E+01	.145E+00	.293E-01	.449E-02	.611E-02
36	.211E+01	-.272E+00	.177E-01	.233E-02	.569E-02
37	.222E+01	-.800E+00	.754E-02	.678E-03	.472E-02
38	.235E+01	-.143E+01	-.453E-03	-.680E-03	.336E-02
39	.251E+01	-.221E+01	-.560E-02	-.207E-02	.146E-02
40	.264E+01	-.304E+01	-.633E-02	-.392E-02	-.109E-02
41	.273E+01	-.400E+01	-.562E-03	-.767E-02	-.559E-02
42	.278E+01	-.506E+01	.174E-01	-.166E-01	-.141E-01
43	.280E+01	-.621E+01	.632E-01	-.413E-01	-.336E-01
44	.279E+01	-.744E+01	.309E+00	-.201E+00	-.177E+00
45	.333E+01	-.735E-02	.298E-01	.259E-02	.924E-02
46	.347E+01	-.552E+00	.135E-01	-.912E-04	.688E-02
47	.360E+01	-.121E+01	.163E-02	-.810E-03	.528E-02
48	.374E+01	-.195E+01	-.716E-02	-.115E-02	.371E-02
49	.389E+01	-.277E+01	-.131E-01	-.154E-02	.225E-02
50	.403E+01	-.370E+01	-.166E-01	-.247E-02	.827E-03
51	.414E+01	-.463E+01	-.174E-01	-.425E-02	-.483E-03
52	.423E+01	-.568E+01	-.158E-01	-.776E-02	-.169E-02
53	.429E+01	-.681E+01	-.125E-01	-.137E-01	-.179E-02
54	.432E+01	-.801E+01	-.109E-01	-.227E-01	.232E-02
55	.433E+01	-.928E+01	-.239E-01	-.360E-01	.235E-01
56	.516E+01	-.937E+00	.145E-02	-.161E-02	.493E-02
57	.528E+01	-.170E+01	-.670E-02	-.684E-03	.321E-02
58	.540E+01	-.253E+01	-.120E-01	.550E-03	.216E-02
59	.553E+01	-.341E+01	-.158E-01	.141E-02	.161E-02
60	.566E+01	-.435E+01	-.188E-01	.183E-02	.141E-02
61	.578E+01	-.543E+01	-.219E-01	.176E-02	.172E-02

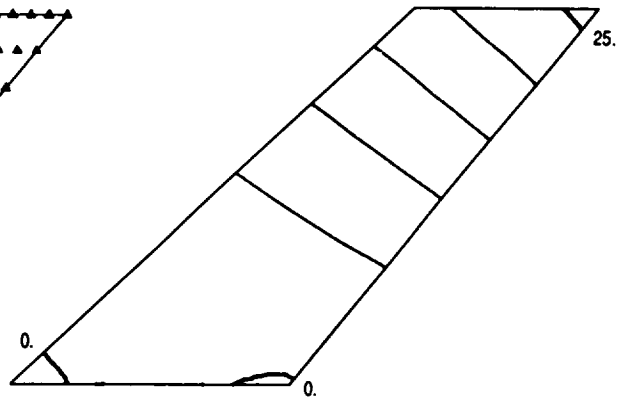
Table 4.- Concluded

(f) Concluded

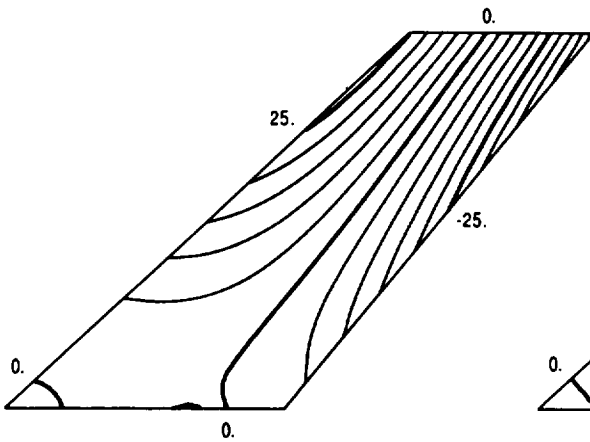
Joint	x	y	z	dz/dx	dz/dy
62	.588E+01	-.640E+01	-.251E-01	.164E-02	.240E-02
63	.597E+01	-.751E+01	-.304E-01	.179E-02	.423E-02
64	.603E+01	-.868E+01	-.393E-01	.371E-02	.768E-02
65	.607E+01	-.990E+01	-.547E-01	.981E-02	.137E-01
66	.609E+01	-.112E+02	-.920E-01	.309E-01	.365E-01
67	.720E+01	-.228E+01	-.548E-02	.307E-02	-.440E-03
68	.730E+01	-.318E+01	-.505E-02	.498E-02	-.217E-03
69	.740E+01	-.413E+01	-.533E-02	.633E-02	.440E-03
70	.750E+01	-.512E+01	-.678E-02	.697E-02	.124E-02
71	.761E+01	-.614E+01	-.936E-02	.725E-02	.196E-02
72	.773E+01	-.734E+01	-.133E-01	.756E-02	.265E-02
73	.781E+01	-.830E+01	-.167E-01	.826E-02	.277E-02
74	.789E+01	-.943E+01	-.199E-01	.972E-02	.230E-02
75	.795E+01	-.106E+02	-.200E-01	.119E-01	-.312E-04
76	.798E+01	-.118E+02	-.110E-01	.135E-01	-.685E-02
77	.800E+01	-.131E+02	.395E-01	-.224E-02	-.353E-01
78	.937E+01	-.395E+01	.220E-01	.120E-01	.279E-03
79	.945E+01	-.495E+01	.206E-01	.109E-01	.132E-02
80	.952E+01	-.597E+01	.177E-01	.102E-01	.251E-02
81	.961E+01	-.701E+01	.135E-01	.921E-02	.303E-02
82	.970E+01	-.807E+01	.908E-02	.821E-02	.282E-02
83	.979E+01	-.930E+01	.564E-02	.722E-02	.141E-02
84	.986E+01	-.103E+02	.550E-02	.637E-02	-.548E-03
85	.992E+01	-.114E+02	.102E-01	.493E-02	-.447E-02
86	.997E+01	-.125E+02	.233E-01	.159E-02	-.109E-01
87	.100E+02	-.137E+02	.512E-01	-.725E-02	-.220E-01
88	.100E+02	-.149E+02	.145E+00	-.583E-01	-.786E-01
89	.116E+02	-.588E+01	.516E-01	.130E-01	.660E-02
90	.117E+02	-.692E+01	.406E-01	.857E-02	.632E-02
91	.117E+02	-.797E+01	.309E-01	.580E-02	.597E-02
92	.118E+02	-.903E+01	.227E-01	.342E-02	.474E-02
93	.119E+02	-.101E+02	.169E-01	.118E-02	.283E-02
94	.119E+02	-.113E+02	.145E-01	-.136E-02	-.182E-03
95	.120E+02	-.122E+02	.164E-01	-.384E-02	-.267E-02
96	.120E+02	-.133E+02	.232E-01	-.745E-02	-.601E-02
97	.120E+02	-.144E+02	.349E-01	-.124E-01	-.890E-02
98	.121E+02	-.156E+02	.498E-01	-.188E-01	-.973E-02
99	.121E+02	-.167E+02	.526E-01	-.218E-01	.199E-02
100	.139E+02	-.799E+01	.403E-01	.182E-02	.106E-01
101	.139E+02	-.903E+01	.241E-01	-.240E-02	.873E-02
102	.139E+02	-.101E+02	.119E-01	-.487E-02	.682E-02
103	.140E+02	-.111E+02	.294E-02	-.695E-02	.459E-02
104	.140E+02	-.121E+02	-.251E-02	-.896E-02	.230E-02
105	.141E+02	-.134E+02	-.464E-02	-.115E-01	-.441E-03
106	.141E+02	-.142E+02	-.373E-02	-.130E-01	-.159E-02
107	.141E+02	-.152E+02	-.648E-03	-.149E-01	-.247E-02
108	.141E+02	-.163E+02	.362E-02	-.156E-01	-.217E-02
109	.141E+02	-.173E+02	.794E-02	-.120E-01	.228E-03
110	.141E+02	-.184E+02	.321E-02	.143E-01	.241E-01
111	.160E+02	-.102E+02	-.138E-01	-.104E-01	.704E-02
112	.160E+02	-.112E+02	-.261E-01	-.118E-01	.661E-02
113	.160E+02	-.122E+02	-.353E-01	-.128E-01	.495E-02
114	.161E+02	-.131E+02	-.417E-01	-.137E-01	.308E-02
115	.161E+02	-.141E+02	-.453E-01	-.146E-01	.138E-02
116	.161E+02	-.154E+02	-.471E-01	-.158E-01	-.962E-04
117	.162E+02	-.161E+02	-.468E-01	-.167E-01	-.980E-03
118	.162E+02	-.171E+02	-.439E-01	-.184E-01	-.319E-02
119	.162E+02	-.181E+02	-.333E-01	-.217E-01	-.104E-01
120	.162E+02	-.191E+02	.709E-02	-.297E-01	-.388E-01
121	.162E+02	-.201E+02	.362E+00	-.541E-02	-.332E+00



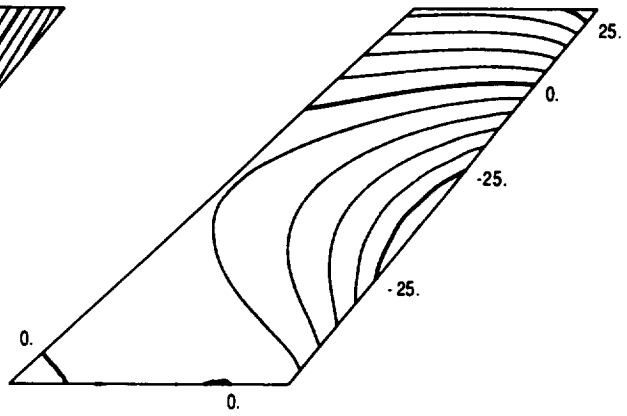
(a) Joint locations



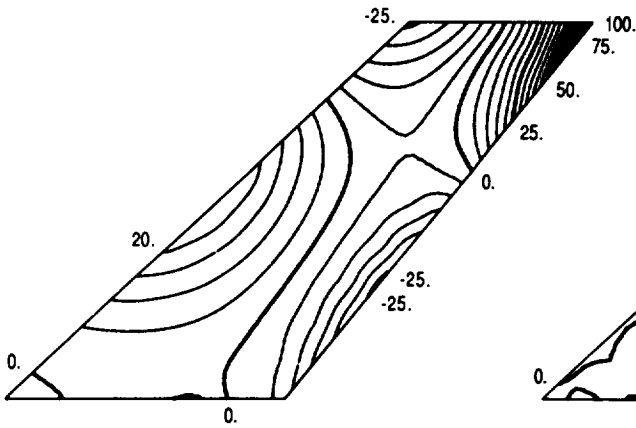
(b) Mode 1, $f_1 = 14.1201$ Hz



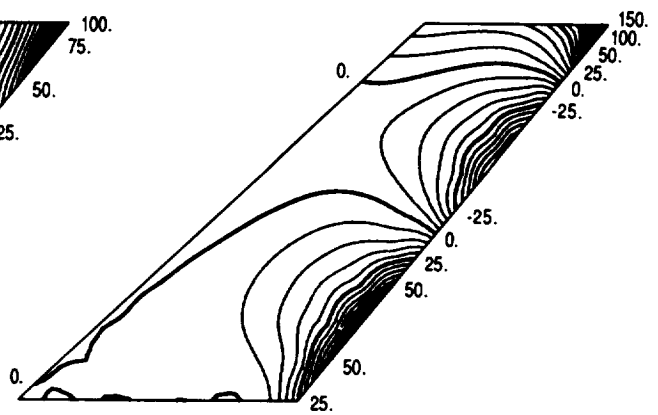
(c) Mode 2, $f_2 = 50.9125$ Hz



(d) Mode 3, $f_3 = 68.9416$ Hz

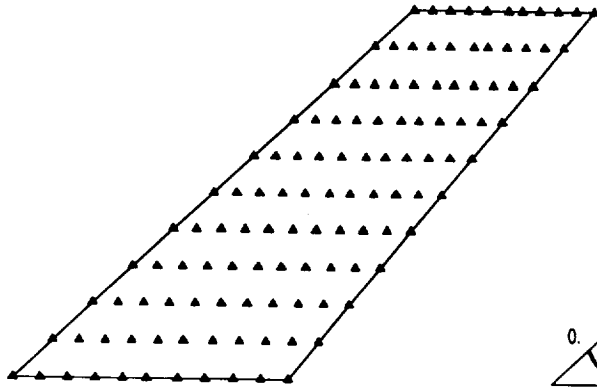


(e) Mode 4, $f_4 = 122.2556$ Hz



(f) Mode 5, $f_5 = 160.5292$ Hz

Figure 1.- Joint locations and contours of calculated modal deflections for 2.5-foot solid model 2. Contour interval is 5.00.



(a) Joint locations

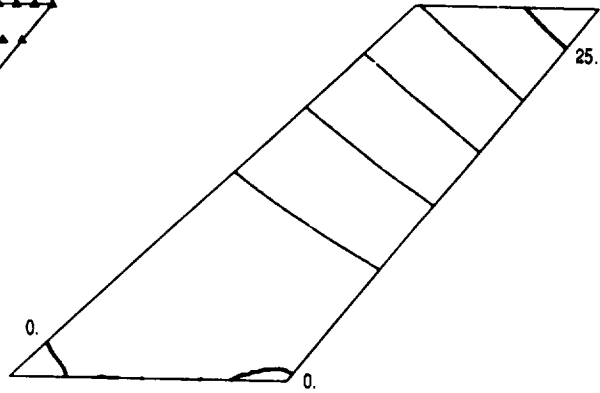
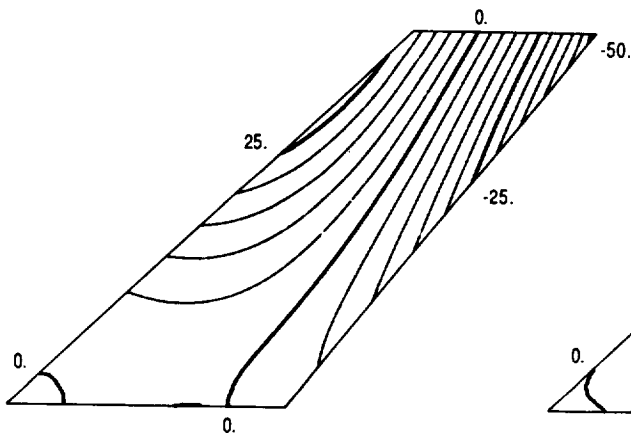
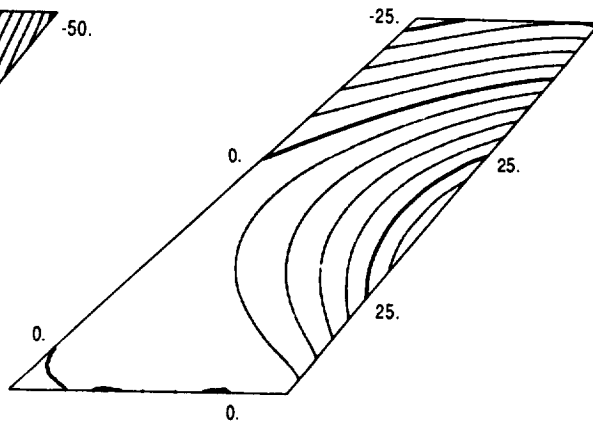
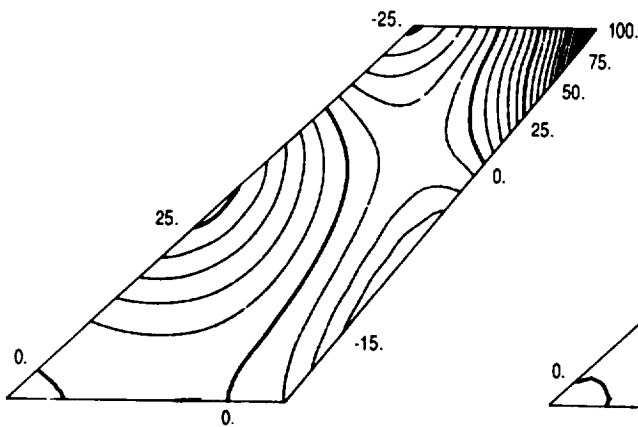
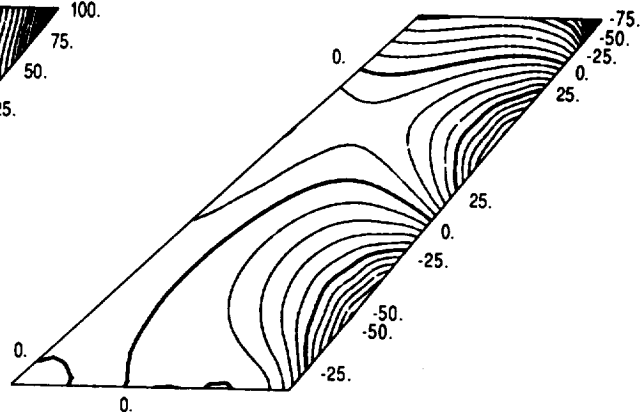
(b) Mode 1, $f_1 = 9.5992$ Hz(c) Mode 2, $f_2 = 38.1650$ Hz(d) Mode 3, $f_3 = 48.3482$ Hz(e) Mode 4, $f_4 = 91.5448$ Hz(f) Mode 5, $f_5 = 118.1132$ Hz

Figure 2.- Joint locations and contours of calculated modal deflections for 2.5-foot weakened model 3. Contour interval is 5.00.

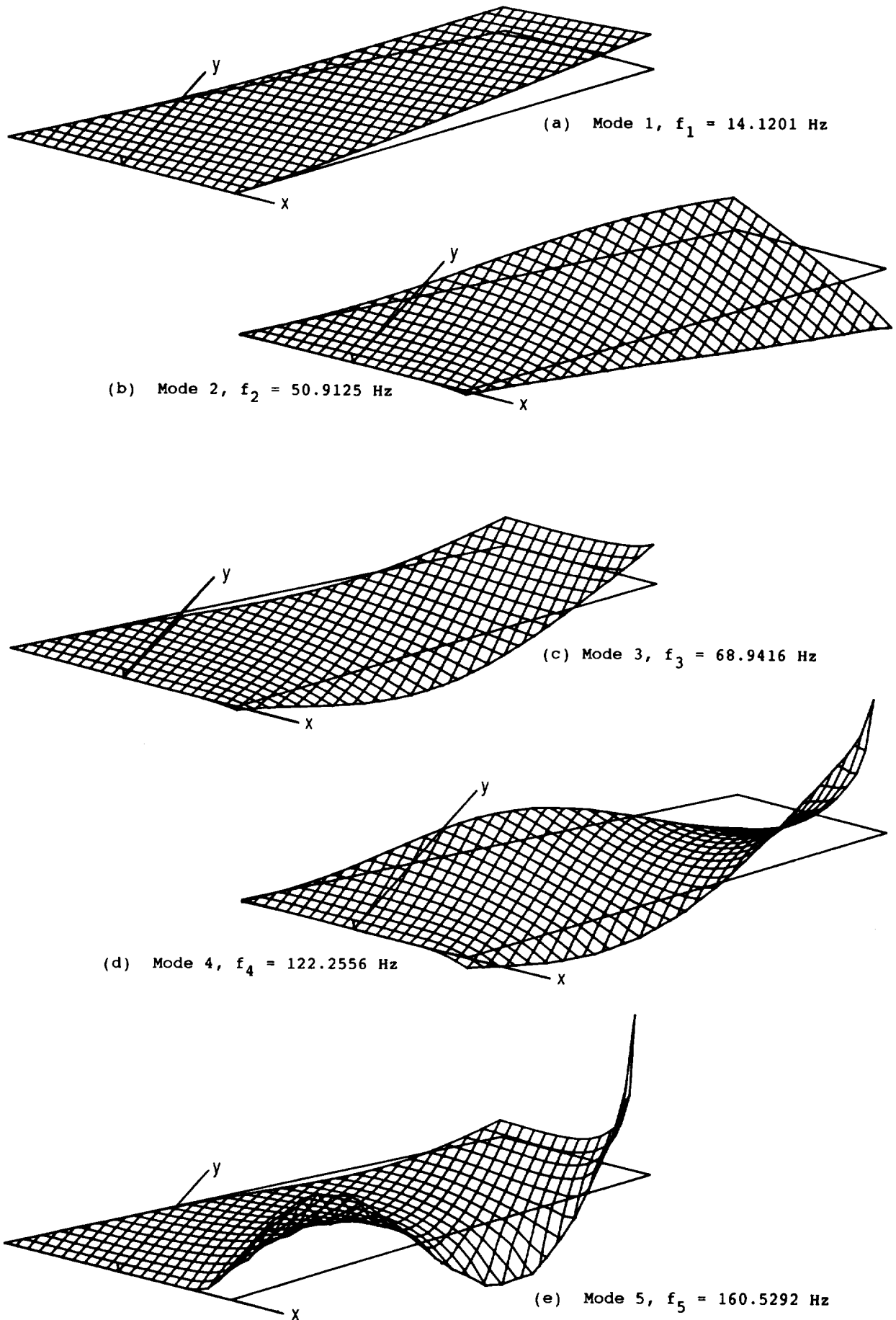


Figure 3.- Oblique projection of calculated modal deflections for 2.5-foot solid model 2.

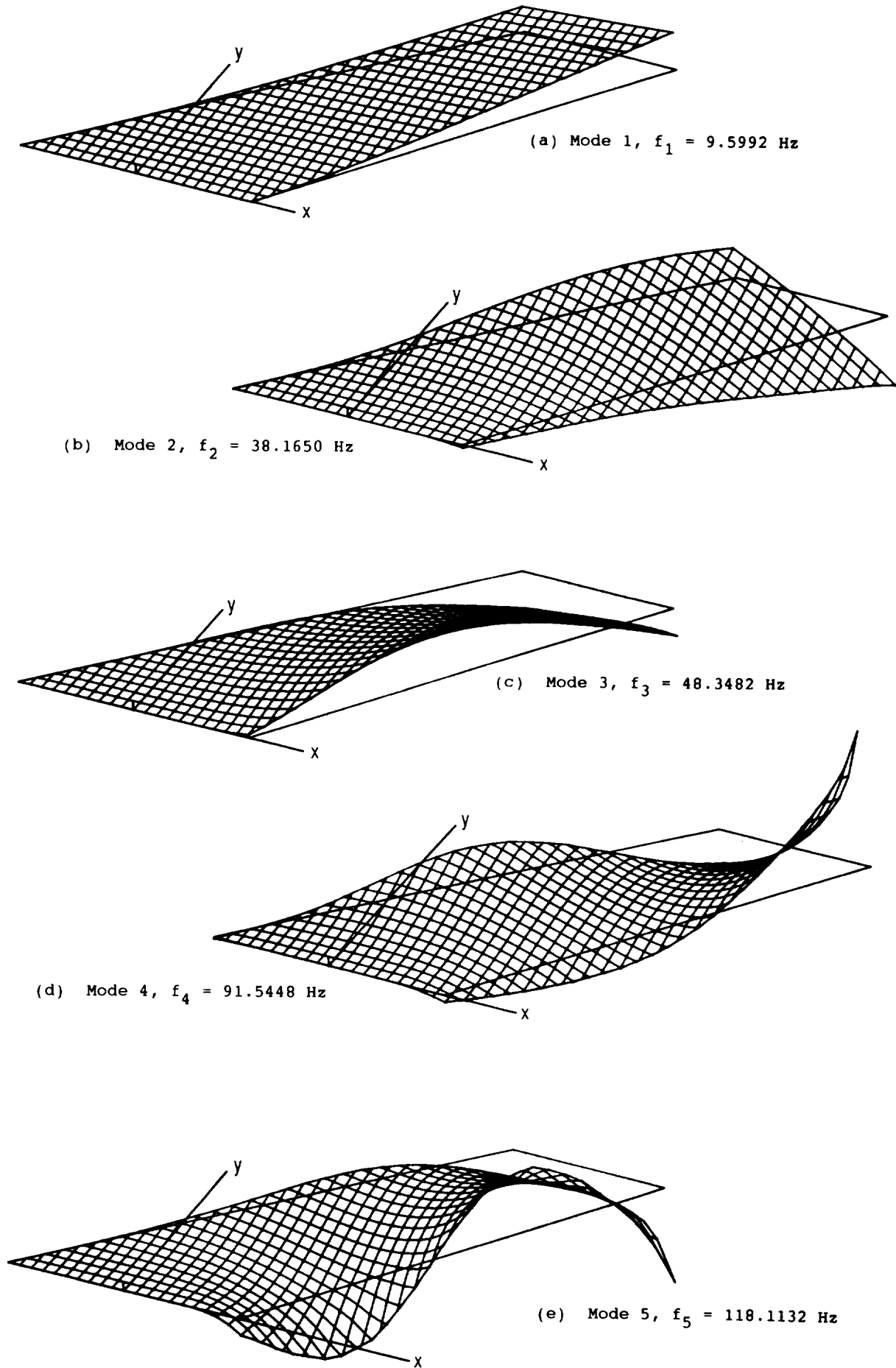



Figure 4.- Oblique projection of calculated modal deflections for 2.5-foot weakened model 3.

APPENDIX

NASA TN D-1616



TECHNICAL NOTE

D-1616

MEASURED AND CALCULATED SUBSONIC AND TRANSONIC
FLUTTER CHARACTERISTICS OF A 45° SWEPTBACK WING PLANFORM
IN AIR AND IN FREON-12 IN THE LANGLEY
TRANSONIC DYNAMICS TUNNEL

By E. Carson Yates, Jr., Norman S. Land,
and Jerome T. Foughner, Jr.

Langley Research Center
Langley Station, Hampton, Va.

NATIONAL AERONAUTICS AND SPACE ADMINISTRATION
WASHINGTON

March 1963

NATIONAL AERONAUTICS AND SPACE ADMINISTRATION

TECHNICAL NOTE D-1616

MEASURED AND CALCULATED SUBSONIC AND TRANSONIC
FLUTTER CHARACTERISTICS OF A 45° SWEEPBACK WING PLANFORM
IN AIR AND IN FREON-12 IN THE LANGLEY
TRANSONIC DYNAMICS TUNNEL

By E. Carson Yates, Jr., Norman S. Land,
and Jerome T. Foughner, Jr.

SUMMARY

In order to investigate the reliability of flutter data measured in the Langley transonic dynamics tunnel, an experimental and theoretical subsonic and transonic flutter study has been conducted in air and in Freon-12 in this facility. The wing planform employed had an aspect ratio of 4.0, a taper ratio of 0.6, and 45° of quarter-chord sweepback. A sting-mounted full-span model was tested in addition to three sizes of wall-mounted semispan models. A wide range of mass ratio was covered by the tests in air and by flutter calculations made by the modified strip-analysis method of NACA Research Memorandum L57L10. A limited amount of data was obtained in Freon-12.

Results of the tests in air and in Freon-12 are in good agreement with the flutter calculations at all Mach numbers. The test data compare favorably with previously published transonic flutter data for the same wing planform. The results indicate that flutter characteristics obtained in Freon-12 may be interpreted directly as equivalent flutter data in air at the same mass ratio and Mach number.

INTRODUCTION

In order to investigate the reliability of subsonic and transonic flutter data obtained in the Langley transonic dynamics tunnel, it is desirable to compare flutter data obtained in this facility with flutter data from another facility and with the results of proven theoretical methods. This report shows such comparisons for a moderately swept, moderately tapered, wing planform that has been the subject of previous extensive experimental and theoretical flutter investigations. Since the Langley transonic dynamics tunnel is designed to use either air or Freon-12 as a testing medium, flutter results were obtained in both media. At a given temperature and pressure, Freon-12 is about four times as dense as air and has a speed of sound 55 percent lower than that for air. For dynamic testing, these properties make Freon-12 an attractive alternate to air for the following reasons: (1) A given mass-density ratio may be attained with heavier models, (2) data readout and test observation are simplified because of slower time scale, and (3) at a given Mach number, much greater fluid density may be used with a given amount of drive-motor power.

The possibilities of using Freon-12 as a fluid for aerodynamic testing have been examined in reference 1 where the thermodynamic properties were investigated. Reference 2 shows comparisons of steady-flow aerodynamic coefficients measured in Freon-12 and in air for both swept and unswept wings. Freon-12 was used as a medium for dynamic testing in reference 3 where an experimental and analytical investigation of the flutter of sweptback cantilever wings is reported.

The models tested in the present investigation had a panel aspect ratio of 1.6525, a panel taper ratio of 0.6576, a quarter-chord sweep-back angle of 45° , and NACA 65A004 airfoil sections in the streamwise direction. Reference 4 presents transonic flutter characteristics of this wing planform as obtained in the Langley transonic blowdown tunnel. References 5 to 7 present subsonic, transonic, and supersonic flutter characteristics for this wing planform as calculated by the modified strip-analysis method of reference 5, and good agreement is shown with the experimental data of reference 4.

Results of the present flutter tests in air at Mach numbers from 0.34 to 1.14 are also compared with corresponding calculations made by the method of reference 5 and with the experimental data of reference 4. A limited amount of flutter data measured in Freon-12 at Mach numbers from 0.73 to 1.00 is compared with similar calculations.

A comparison, based on a limited amount of data, was obtained in air between flutter characteristics of wall-mounted semispan models and sting-mounted full-span models at low Mach numbers.

SYMBOLS

$a_{c,n}$	nondimensional distance from midchord to local aerodynamic center (for steady flow) measured perpendicular to elastic axis, positive rearward, fraction of semichord measured perpendicular to elastic axis (called ac_n in refs. 5 to 7)
b_s	streamwise semichord measured at wing root
b_t	streamwise semichord measured at wing tip
$c_{l_{\alpha,n}}$	local lift-curve slope for a section normal to elastic axis in steady flow
c_n	section normal-force coefficient
$\Delta c_n = c_{n,F} - c_{n,A}$	
EI	bending stiffness
GJ	torsional stiffness
$f_{h,i}$	natural frequency of wing in i th coupled bending mode
$f_{t,j}$	natural frequency of wing in j th coupled torsion mode
f_α	natural frequency of wing in first uncoupled torsion mode

k_{nr}	reduced frequency based on velocity component normal to elastic axis and on semichord normal to elastic axis at 0.75 spanwise station
M	Mach number
\bar{m}	measured wing panel mass
q	dynamic pressure
s	wing panel span
V	stream velocity
v	volume of a conical frustum having streamwise root chord as lower base diameter, streamwise tip chord as upper base diameter, and panel span as height
η	nondimensional coordinate along elastic axis measured from wing root, fraction of elastic axis length
Λ_{ea}	sweep angle of wing elastic axis, positive for sweepback
$\bar{\mu}$	mass ratio, $\frac{\bar{m}}{\rho v}$
ρ	test-medium mass density
ω	flutter frequency
ω_{α}	natural circular frequency of wing in first uncoupled torsion mode, $2\pi f_{\alpha}$

Subscripts:

A	air
F	Freon-12
calc	calculated
meas	measured

MODELS

Model Geometry

The models tested had a panel aspect ratio of 1.6525, a panel taper ratio of 0.6576, a quarter-chord sweepback angle of 45° , and NACA 65A004 airfoil sections in the streamwise direction. These values of panel aspect ratio and panel taper ratio coincide with those of reference 4 and correspond to a full-span wing of aspect ratio 4.0 and taper ratio 0.6 which is mounted on a fuselage that covers 21.90 percent of the wing span. Figure 1 gives the wing panel dimensions of the sting-mounted full-span model and of the three sizes of wall-mounted semispan models employed in this investigation. The full-span model was mounted at 0° incidence on an 8-inch-diameter ogive-cylinder fuselage. The ratio of fuselage diam-

eter to wing span for this model was 0.22, the same as for the models of reference 4. Figure 2 shows the 3.00-foot full-span (1.167-foot panel span) model mounted on the fuselage. It should be noted particularly that the present full-span model had a fuselage of limited nose length, whereas the models of reference 4 were mounted on an elongated sting fuselage that extended into the subsonic flow region of the tunnel entrance cone.

Model Construction

The models were constructed of laminated mahogany and hence were essentially homogeneous like those of reference 4. Figure 2 shows a photograph of the solid full-span model and figure 3 shows a typical solid semispan model.

In order to obtain flutter throughout the tunnel Mach number and density ranges, it was necessary to reduce the stiffness of some of the models. Six of the 2.500-foot wall-mounted semispan models were reduced in stiffness by drilling holes through the wing normal to the chord plane, as described in reference 8. A rigid foam plastic was used as a filler to maintain aerodynamic continuity without appreciably altering the stiffness of the perforated wing. A model in which the stiffness was reduced in this manner is referred to herein as a weakened model. (See figs. 4 and 5.)

Model Identification

The models tested are divided into sting-mounted full-span model and wall-mounted semispan models. Only a single full-span model (fig. 1) was tested. The wall-mounted semispan models are subdivided into solid models of 1.250-foot, 2.500-foot, and 3.750-foot panel span; and weakened models of 2.500-foot panel span. In only two cases, the 2.500-foot solid and weakened semispan series, were more than one model tested. Individual models of these two series are designated in the tables by numbers. Due to close similarity of the model properties in these series, no distinction is made between individual models in the figures.

Model Physical Properties

Some model physical properties are indicated in table I which presents the measured frequencies of the first four vibrational modes for each model together with the wing panel mass. A description of the method of frequency measurement is given in reference 9. Representative node-line patterns for all the semispan models and for the full-span model are shown in figures 6 and 7, respectively.

The distributions of the bending and torsional stiffnesses, EI and GJ , for all of the models were measured by the method described in reference 8. Figures 8 to 10 show the measured distributions of EI and GJ for representative models.

TUNNEL AND APPARATUS

General Description of Tunnel

The Langley transonic dynamics tunnel, shown in figure 11, is a return-flow, variable-pressure, slotted-throat tunnel having a test section 16 feet square (with cropped corners). It is capable of operation at stagnation pressures from near vacuum to slightly above one atmosphere and at Mach numbers from 0 to 1.2. The tunnel is designed to use either air or Freon-12 as the test medium. Curves showing the tunnel operating ranges are presented in figure 12 for air and in figure 13 for Freon-12. This tunnel is particularly suited to flutter research and general dynamic testing because Mach number and dynamic pressure can be varied independently. In addition, the tunnel is equipped with a quick-opening bypass valve (fig. 11) which can be opened when flutter occurs in order to reduce rapidly the dynamic pressure in the test section.

Model Mounts

The semispan models were mounted cantilevered from the tunnel test-section wall with no provision made to avoid the wall boundary layer. Figure 5 is a photograph of a weakened semispan model mounted in the tunnel in this manner.

The full-span model was sting-mounted and located on the tunnel center line. The fundamental bending frequency of the sting support with model installed was 5.6 cycles per second as compared with the lowest model frequency (first bending) of 30.6 cycles per second.

Instrumentation

Each model was instrumented with strain gages externally mounted near the wing root and oriented so as to distinguish between wing bending and torsional deflections. The strain-gage signals were recorded on a multichannel oscillograph and displayed on a cathode-ray oscilloscope to aid the model observer in determining the approach of flutter. Visual records of wing deflections were obtained from 16-mm motion pictures taken at 128 frames per second. During tests of the sting-mounted full-span model, sting displacements were indicated by an accelerometer attached to the fuselage.

Tunnel stagnation temperature, stagnation pressure, and static pressure were measured and automatically tabulated for each test point. For tests in Freon-12, the Freon purity was measured by a purity meter based on the variation of thermal conductivity with the Freon content of the testing medium. For the present tests, Freon-12 purity was always above 91 percent by volume (or 98 percent by weight).

FLUTTER TEST PROCEDURE

The tests were conducted with the model set at a condition of zero total lift. This setting was attained by monitoring the oscillograph traces of the bending-moment gages while the tunnel was at a low dynamic pressure and adjusting the model angle of attack so that the root bending

moment was zero.

The initial step in obtaining a flutter point was to estimate the model flutter boundary by using the data of reference 4 as a guide. A tunnel stagnation pressure was then selected to intersect this estimated boundary near a desired Mach number. Model data and tunnel conditions were recorded at intervals as the dynamic pressure was slowly increased. After a flutter condition was established, an attempt was made to save the model by reducing the dynamic pressure as quickly as possible by opening the tunnel bypass valve and by reducing the tunnel fan speed. These attempts were successful to the extent that only seven models were damaged in obtaining 25 flutter points.

The accuracy of determining the dynamic pressure at flutter in these tests is considered to be ± 2 pounds per square foot.

FLUTTER CALCULATIONS

All flutter calculations of this investigation were made by the modified-strip-analysis method of references 5 and 6. This method employs spanwise distributions of lift and pitching moment derived from distributions of aerodynamic parameters associated with the undeformed wing in steady flow.

In all the present calculations, three calculated uncoupled vibrational modes (first and second bending and first torsion) were employed. The modal frequencies (table I) for each model, however, were obtained from measured coupled-mode frequencies. As in the procedure of reference 4, measured frequencies for coupled bending modes were used directly as uncoupled bending-mode frequencies. Measured coupled torsion-mode frequencies were "uncoupled" by means of the relation used in reference 4. The node-line positions for the present models (figs. 6 and 7) indicate that the natural modes for these models are not highly coupled; therefore, this procedure should give reasonably accurate estimates of the uncoupled-mode frequencies.

As mentioned previously, the unweakened (solid) models were of essentially homogeneous construction. Although the weakened models were not homogeneous, the foam-plastic-filled holes in them were spaced fairly uniformly over the wing surface. Accordingly, all models were treated as homogeneous in the flutter calculations.

In all calculations the models were considered to be cantilevered from the root. This condition should be correct for the wall-mounted models, but some root motion did occur for the sting-mounted model.

Calculations Corresponding to Tests in Air

For each flutter point measured in air at Mach number less than 1.0, the corresponding flutter calculation was based on the mass and stiffness properties of the model tested and on the experimental values of Mach number and flow density. In these calculations the required spanwise distributions of steady-flow section lift-curve slope and local aerodynamic center were calculated from subsonic lifting-surface theory, essentially that of reference 10. In addition to the subsonic calculations, a calculation was made for model 3 of the 2.500-foot weakened

series at a Mach number of $\frac{2}{\sqrt{3}} = 1.15470$ and at the density associated with the measured flutter point at $M = 1.141$. Aerodynamic parameters for this calculation were obtained from the supersonic lifting-surface theory of reference 11.

In addition to these theoretical aerodynamic parameters, some experimentally determined distributions of section lift-curve slope and local aerodynamic center were used in flutter calculations at Mach numbers from 0.6 to 1.2. These measured aerodynamic parameters have been used previously in flutter calculations for other wings of the present planform and are shown in figures 1 and 2 of reference 6. For the present flutter calculations employing measured aerodynamic parameters, the densities used were those associated with the experimental flutter point at the nearest adjacent Mach number.

Finally, aerodynamic parameters calculated from the subsonic and supersonic lifting-surface theories were employed in flutter calculations for model 3 of the 2.500-foot weakened series at Mach numbers of 0, 0.90, and $\frac{2}{\sqrt{3}}$ and at several values of density in order to show the variation of flutter-speed coefficient with density (or mass ratio).

Calculations Corresponding to Tests in Freon-12

Flutter calculations corresponding to flutter points measured in Freon-12 followed the general procedure outlined previously, except that the aerodynamic parameters were modified to account for the difference between Freon-12 and air. Reference 2 showed that at a given subsonic or transonic Mach number, steady-flow aerodynamic coefficients measured in Freon-12 can be significantly higher than those measured in air, the differences rising to about 10 percent at Mach numbers near 1.0. In addition, reference 2 showed that pitching moment and normal force were affected in the same way and to about the same extent. The differences between air and Freon-12 thus manifested themselves as differences in load levels but did not change loading centers. Accordingly, in the flutter calculations these differences between air and Freon-12 were accounted for by increasing the section lift-curve slope for the Freon-12 calculations by a fraction which varied with Mach number as shown for two-dimensional wings in figure 16 of reference 2. In accordance with the modified-strip-analysis procedure as given in reference 5, this lift-curve-slope correction was determined by the Mach number component normal to the leading edge. No alterations were made in the aerodynamic-center locations. Thus, since lift and normal force approach each other at vanishingly small angles of attack, the corrections of the aerodynamic parameters used in the flutter calculations for Freon-12 were made as follows:

$$(c_{l\alpha, n})_F = \frac{(c_{l\alpha, n})_A}{1 - \frac{\Delta c_n}{c_{n, F}}} \quad (1)$$

and

$$(a_{c, n})_F = (a_{c, n})_A \quad (2)$$

where $\frac{\Delta c_n}{c_{n,F}} = \frac{c_{n,F} - c_{n,A}}{c_{n,F}}$ is given as a function of Mach number in figure 14 (from fig. 16 of ref. 2).

RESULTS AND DISCUSSION

The flutter data measured in air and in Freon-12 for all models are summarized in tables II and III and are shown in relation to the tunnel operating boundaries in figures 12 and 13. It is evident that a number of the flutter points in both air and Freon-12 were reached at dynamic pressures near the maximum obtainable.

The ranges of mass ratio and Mach number covered in the present tests both in air and in Freon-12 are shown in figure 15. Most of the points shown lie in the mass-ratio range $8.4 < \bar{\mu} < 69.7$ and hence would be pertinent, for example, to current fighter-type airplanes at low to moderate altitude. On the other hand, the comparatively high mass ratios shown for the 2,500-foot weakened models in air would be appropriate for modern airplanes at very high altitude.

Figure 16 shows the measured flutter-speed coefficients and flutter-frequency ratios which correspond to the test conditions of figure 15. The flutter speeds and frequencies for each series of models in either air or Freon-12 appear to be consistent among themselves. However, large differences exist between results for the weakened models in air and in Freon-12 and between results for the weakened and solid models in Freon-12. The sequel will show that these differences are caused primarily by differences in mass ratio (fig. 15).

Air

The closeness of the three measured flutter points at Mach numbers 0.95 to 0.96 for model 3 of the 2,500-foot weakened semispan series (fig. 16) indicates excellent repeatability of the present flutter tests in the transonic dynamics tunnel. Furthermore, the flutter points for the 2,500-foot solid and weakened wall-mounted models are close together. Figure 16 shows that the single flutter point for the 3,750-foot solid wall-mounted model is in close proximity to the data for the 2,500-foot solid models. No flutter was obtained, however, on the 1,250-foot solid wall-mounted model. The no-flutter points shown for this model represent the maximum tunnel dynamic pressure attainable in air (fig. 12).

Tests of the 2,500-foot weakened models indicate an upturn of the flutter-speed-coefficient curve as Mach number decreases toward 0.3. This upturn is attributed to the accompanying decrease in mass ratio (fig. 15). References 7 and 12 have shown that for a given Mach number, flutter-speed coefficient typically increases as mass ratio decreases.

Figure 16 shows that the subsonic flutter speeds recorded for the sting-mounted full-span model compare very favorably with the data for the wall-mounted semispan models. Although the sting-mounted model experienced some bounce at the sting first bending frequency (5.6 cycles per second), the component of wing-root flutter motion at the flutter frequency (65 cycles per second) was of the order of only 0.0025 inch.

Flutter speeds and frequencies for the wall-mounted models calculated by the method of reference 5 and employing both theoretical and measured steady-flow aerodynamic parameters are in good agreement with the experimental flutter data throughout the Mach number range (fig. 17). In all cases the calculated flutter-speed coefficients are within about 6 percent of the measured values. In reference 6, flutter calculations made by the same procedure employed in the present report showed good agreement with the flutter data of reference 4 for the same wing planform. For the sting-mounted model the calculated flutter-speed coefficient is slightly higher than the measured points. The fact that root freedom was not taken into account in the calculations is believed to effect most of this difference.

Freon-12

Figure 18 shows calculated flutter speeds for Freon-12 to be in satisfactory agreement with measured values, although there are significant differences between the levels of flutter-speed coefficient for weakened and solid models. It should be pointed out that the experimentally determined aerodynamic coefficients used in some of the flutter calculations were measured on 6-percent-thick wings rather than on 4-percent-thick wings which were flutter tested. (See also ref. 6.) If distributions of section aerodynamic coefficients were available for 4-percent-thick wings, the calculated flutter speeds in Freon-12 and in air would be expected to be slightly higher at Mach numbers near 1.0 and in slightly better agreement with experiment. Reference 6 indicates that use of measured aerodynamic parameters for a 4-percent-thick wing might be expected to result in a somewhat shallower dip in the calculated flutter speeds for Mach numbers near 1.0.

The reason for the discrepancy between calculated values of flutter speed and frequency and the single measured flutter point at Mach number 1.0 is not known. It is thought, however, that the low level of measured flutter speed and frequency at this Mach number may be associated with disturbances reflected from the tunnel walls.

As mentioned previously, the flutter calculations shown in figure 18 included a small modification to the section lift-curve slopes in order to account for the difference between aerodynamic-load intensities in Freon-12 and in air. Supplementary calculations have shown that neglecting this correction would result in calculated flutter speeds slightly higher (4 percent or less) than those shown in figure 18. Neglecting this correction would improve slightly the comparison between calculated and measured flutter speeds for the solid wings (fig. 18) but would have a slightly adverse effect on the comparisons for the weakened wings. Therefore, the present flutter points do not give a clear-cut indication of the appropriateness of this correction. In any event, for subsonic and transonic Mach numbers the correction appears to have only a small effect on the present flutter speeds. It appears, therefore, that the correction may be reasonably neglected in the interpretation of Freon-12 flutter data in terms of equivalent air data for planforms similar to the present one. That is, flutter data obtained in Freon-12 may be interpreted directly as flutter data in air at the same mass ratio and Mach number. This direct interpretation would result in a slightly conservative estimate of the flutter boundary. However, for purposes of estimating the flutter boundary for a model that is to be tested in Freon, the correction probably should be used.

It should be emphasized that these statements are pertinent only to a single phenomenon (flutter), and the present investigation is limited to a single planform. For wings with planforms significantly different from the present, for higher Mach numbers, for other aerodynamic shapes, or for other phenomena, some correction of Freon data may be required.

Effect of Mass Ratio

Figure 16 shows that at a given Mach number, significant differences exist in the levels of transonic flutter-speed coefficients between tests in air and in Freon-12 and between tests of solid and weakened models in Freon-12. The good agreement between calculated and measured flutter speeds (figs. 17(a) and 18(a)), however, indicates that these sizable differences are caused predominantly by differences in mass ratio. In spite of the large range of mass ratio covered by the present tests, flutter characteristics measured both in air and Freon-12 are satisfactorily correlated by the modified strip analysis (fig. 19).

The effects of mass-ratio variation on subsonic and supersonic flutter characteristics for a variety of wing planforms have been studied theoretically in references 7 and 12. Similar effects of mass ratio (or density) are shown for the present wings in figures 20 and 21. It should be noted specifically in figure 20 that flutter-speed coefficient becomes very sensitive to density changes when the density level is low. In other words, at low densities small discrepancies in density can lead to large deviations in flutter-speed coefficient. Therefore, there may be reason to doubt that the present close agreement between measured and calculated flutter speeds could be generally obtained at the low density levels associated with some of the tests in air. However, figure 21 shows that the flutter reduced frequency for a given wing generally decreases as density decreases. As indicated in reference 5 the flutter-analysis method employed herein would be expected to become more accurate as reduced frequency decreases.

Comparison With Data From the Langley Transonic Blowdown Tunnel

In figure 22 all the flutter speeds and frequencies measured in the Langley transonic dynamics tunnel are compared with the flutter data of reference 4 which were obtained in the Langley transonic blowdown tunnel. Although the data from the two facilities overlap only in the transonic range, the two sets of flutter speeds and frequencies appear to be generally consistent with each other. At Mach numbers below 1.0, the mass ratios associated with the data of reference 4 lie between those for the present tests of the 2.500-foot weakened models in air and in Freon-12 (fig. 22). Consequently most of the flutter-speed points from reference 4 lie near or between the curves for the weakened models in air and in Freon-12. At Mach numbers above 1.0, mass ratios for the present tests in air in the transonic dynamics tunnel are much higher than those for the tests in the transonic blowdown tunnel; therefore, the present flutter-speed coefficients are lower than those from reference 4.

The consistency of the present data with those of reference 4 (fig. 22) is supported by calculations by the method of reference 5. In particular, these calculations (fig. 20) indicate that for a given Mach number, lower flutter-speed coefficients would be associated with higher mass-ratio values. (See also, for example, figs. 48 and 59 of ref. 7.) The calculations also indicate that flutter-speed coefficients are more

sensitive to mass-ratio differences at supersonic Mach numbers than in the subsonic range.

CONCLUSIONS

An experimental subsonic and transonic flutter investigation of a 45° sweptback wing planform has been conducted in air in the Langley transonic dynamics tunnel. A limited amount of data was also obtained in Freon-12. Comparisons of the results with corresponding theoretical analyses and with experimental results from another facility indicate the following conclusions:

1. Flutter data measured in the Langley transonic dynamics tunnel appear to be generally consistent with flutter data obtained in the Langley transonic blowdown tunnel.
2. Subsonic and transonic flutter characteristics obtained in Freon-12 may reasonably be interpreted directly as equivalent flutter data in air at the same mass ratio and Mach number. This direct interpretation, however, would result in a slightly conservative estimate of the flutter boundary.
3. At all Mach numbers, flutter calculations made by a modified-strip-analysis method are in good agreement with the measured flutter data in both air and Freon-12.
4. The differences between subsonic flutter characteristics measured with 2.500-foot and 3.750-foot wall-mounted semispan models are insignificant. Subsonic flutter characteristics for the sting-mounted full-span model compare favorably with the flutter data for the wall-mounted semispan models.
5. The wide range of mass ratio covered in this investigation caused sizable differences in flutter-speed coefficients (for a given Mach number) both experimentally and theoretically.

Langley Research Center,
National Aeronautics and Space Administration,
Langley Air Force Base, Va., March 6, 1962.

REFERENCES

1. Huber, Paul W.: Use of Freon-12 As a Fluid for Aerodynamic Testing. NACA TN 1024, 1946.
2. Von Doenhoff, Albert E., Braslow, Albert L., and Schwartzberg, Milton A.: Studies of the Use of Freon-12 as a Wind-Tunnel Testing Medium. NACA TN 3000, 1953.
3. Barmby, J. G., Cunningham, H. J., and Garrick, I. E.: Study of Effects of Sweep on the Flutter of Cantilever Wings. NACA Rep. 1014, 1951. (Supersedes NACA TN 2121.)
4. Jones, George W., Jr., and Unangst, John R.: Investigation To Determine Effects of Center-of-Gravity Location on Transonic Flutter Characteristics of a 45° Sweptback Wing. NACA RM L55K30, 1956.
5. Yates, E. Carson, Jr.: Calculation of Flutter Characteristics for Finite-Span Swept or Unswept Wings at Subsonic and Supersonic Speeds by a Modified Strip Analysis. NACA RM L57L10, 1958.
6. Yates, E. Carson, Jr.: Use of Experimental Steady-Flow Aerodynamic Parameters in the Calculation of Flutter Characteristics for Finite-Span Swept or Unswept Wings at Subsonic, Transonic, and Supersonic Speeds. NASA TM X-183, 1960.
7. Yates, E. Carson, Jr.: Some Effects of Variations in Density and Aerodynamic Parameters on the Calculated Flutter Characteristics of Finite-Span Swept and Unswept Wings at Subsonic and Supersonic Speeds. NASA TM X-182, 1960.
8. Land, Norman S., and Abbott, Frank T., Jr.: Method of Controlling Stiffness Properties of a Solid-Construction Model Wing. NACA TN 3423, 1955.
9. Jones, George W., Jr., and DuBose, Hugh C.: Investigation of Wing Flutter at Transonic Speeds for Six Systematically Varied Wing Plan Forms. NACA RM L53G10a, 1953.
10. Falkner, V. M.: The Calculation of Aerodynamic Loading on Surfaces of Any Shape. R. & M. No. 1910, British A.R.C., Aug. 1943.
11. Cohen, Doris: Formulas for the Supersonic Loading, Lift, and Drag of Flat Swept-Back Wings With Leading Edges Behind the Mach Lines. NACA Rep. 1050, 1951.
12. Yates, E. Carson, Jr.: Subsonic and Supersonic Flutter Analysis of a Highly Tapered Swept-Wing Planform, Including Effects of Density Variation and Finite Wing Thickness, and Comparison With Experiments. NASA TM X-764, 1963.

TABLE I
MEASURED MODAL FREQUENCIES AND PANEL MASS

Model description			Frequency, cps						Panel mass, slugs
Panel span, ft	Mounting	Structure	Model	$f_{h,1}$	$f_{h,2}$	$f_{t,1}$	$f_{t,2}$	f_{α}	\bar{m}
1.250	Wall	Solid	1	30.40	146.00	99.10	243.00	98.77	0.02298
2.500	Wall	Solid	1	14.60	67.30	47.70	117.00	47.54	.14347
			2	14.10	69.30	50.70	127.10	50.68	.14658
2.500	Wall	Weakened	1	9.70	47.00	35.00	89.50	34.89	.13758
			2	10.10	49.00	33.80	89.00	33.69	.13665
			3	9.60	50.70	38.10	98.50	38.09	.12764
			4	9.70	51.00	38.00	98.50	37.88	.12764
			5	9.80	54.20	39.20	96.50	39.07	.12143
			6	10.00	51.20	38.90	98.50	38.77	.12826
3.750	Wall	Solid	1	8.60	40.90	32.30	79.70	32.29	.51304
1.167	Sting	Solid	Left	30.60	143.00	99.00	268.00	98.67	*.01899
			Right	31.20	143.00	97.00	251.00	96.97	*.01899

* Calculated panel mass.

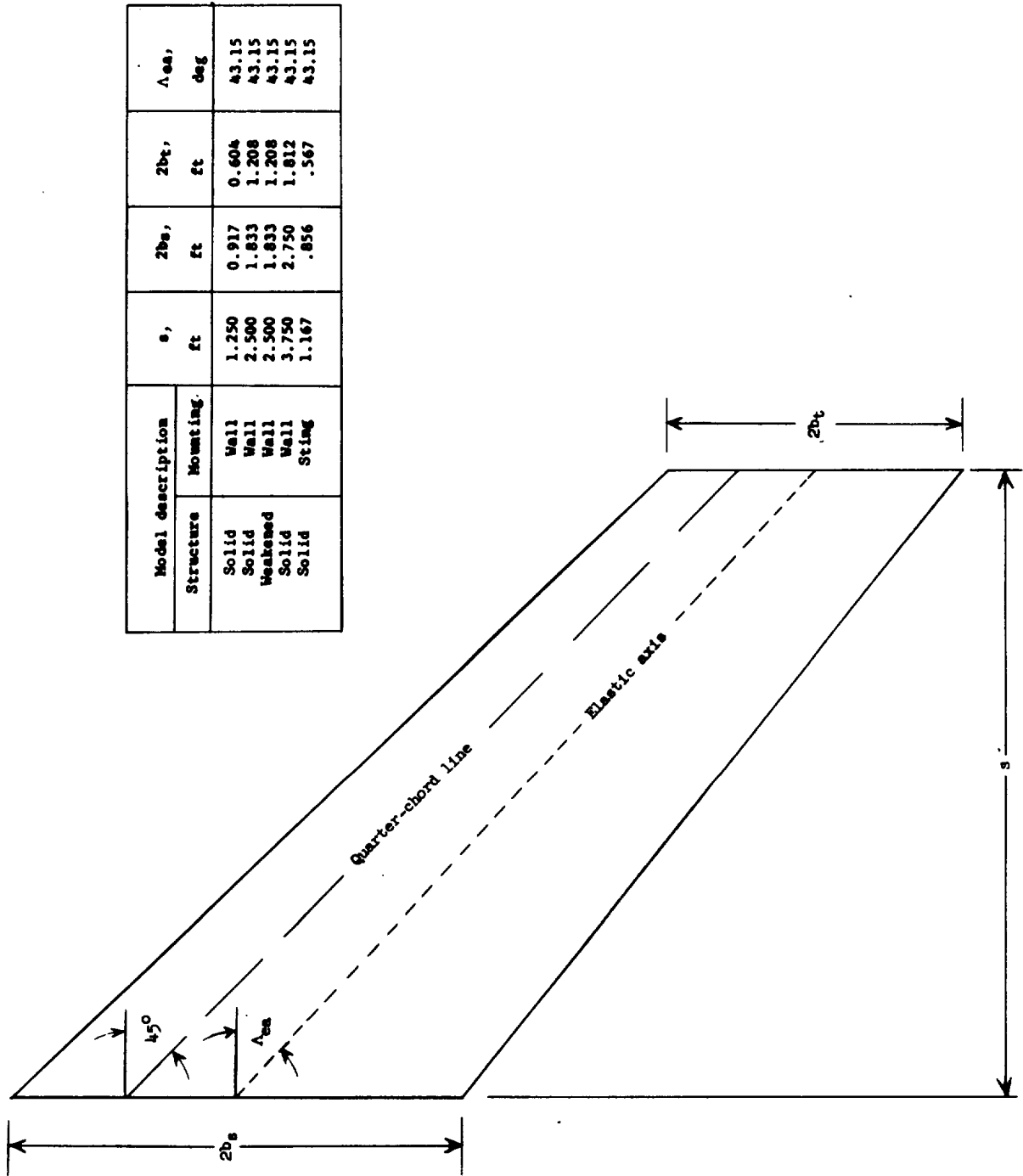
TABLE II
FLUTTER DATA MEASURED IN AIR

Model description		M	ρ , slugs/cu ft	$\bar{\mu}$	ω radians/sec	ω , radians/sec	V , ft/sec	q , lb/sq ft	$\frac{V}{b_g \omega \sqrt{\bar{\mu}}}$
Panel span, ft	Mounting Structure Model								
1.250	Wall Solid	0.480	0.00208	19.250	620.6	-----	540.83	306.8	0.4333
		.470	.00209	19.158	620.6	-----	530.05	295.4	.4256
2.500	Wall Solid	.451	.00216	14.455	298.7	194.1	507.8	279.6	.4879
		.463	.00209	14.939	298.7	192.2	522.9	288.0	.4942
2.500	Wall Weakened	.850	.000155	193.150	219.2	94.2	977.8	64.2	.3502
		.870	.000155	193.150	219.2	96.7	933.5	66.2	.3343
		.834	.000206	144.350	211.7	107.4	901.1	82.7	.3865
		.901	.000193	143.920	239.3	101.1	973.4	89.3	.3700
		.678	.000404	68.753	239.3	113.0	759.1	115.7	.4174
		.499	.000830	33.465	239.3	128.1	565.8	133.1	.4459
		.954	.000123	225.820	239.3	91.1	1,008.4	60.6	.3059
		.960	.000123	225.820	239.3	87.3	1,013.8	61.3	.3076
		.957	.000123	225.820	239.3	87.9	1,020.2	61.7	.3095
		1.072	.000107	259.590	239.3	86.7	1,131.0	66.1	.3201
		1.141	.000152	182.740	239.3	109.9	1,195.3	105.3	.4031
		.338	.00221	12.568	238.0	137.5	383.4	163.9	.4958
		3.750	Wall Solid	.496	.00194	17.055	202.9	125.6	569.0
1.167	Sting Solid	.466	.00199	20.291	608.97	409.9	529.0	282.5	.4500
		.458	.00202	19.989	608.97	408.2	524.5	279.6	.4496

*No flutter.

TABLE III
FLUTTER DATA MEASURED IN FREON-12

Model description		M	ρ , slugs/cu ft	$\bar{\mu}$	ω_w radians/sec	ω , radians/sec	V, ft/sec	q lb/sq ft	$\frac{V}{b_g \omega_w \sqrt{\bar{\mu}}}$
Panel span, ft	Mounting Structure								
2.500	Wall	Solid	0.00267	11.947	318.4	165.2	516.5	349.4	0.5121
				10.224	318.4	169.6	482.8	364.3	.5175
				9.300	318.4	172.1	464.1	367.5	.5214
				8.461	318.4	169.6	441.1	361.7	.5196
2.500	Wall	Weakened	.000787	33.576	245.5	101.7	507.3	100.8	.3891
				24.696	245.5	113.0	467.4	115.9	.4180
				12.242	243.6	136.9	372.0	156.7	.4762
				12.135	243.6	129.4	366.8	154.4	.4716



Model description		e , ft	$2b_s$, ft	$2b_t$, ft	Δea , deg
Structure	Mounting				
Solid	Wall	1.250	0.917	0.604	43.15
Solid	Wall	2.500	1.833	1.208	43.15
Weakened	Wall	2.500	1.833	1.208	43.15
Solid	Wall	3.750	2.750	1.812	43.15
Solid	Sting	1.167	.856	.567	43.15

Figure 1.- Wing panel dimensions.




Figure 2.- Full-span model on fuselage. L-60-2610




Figure 3.- Typical solid semispan model. L-60-2607




Figure 4.- Weakened semispan model. I-60-2609




Figure 5.- Weakened model mounted in tunnel. L-60-964

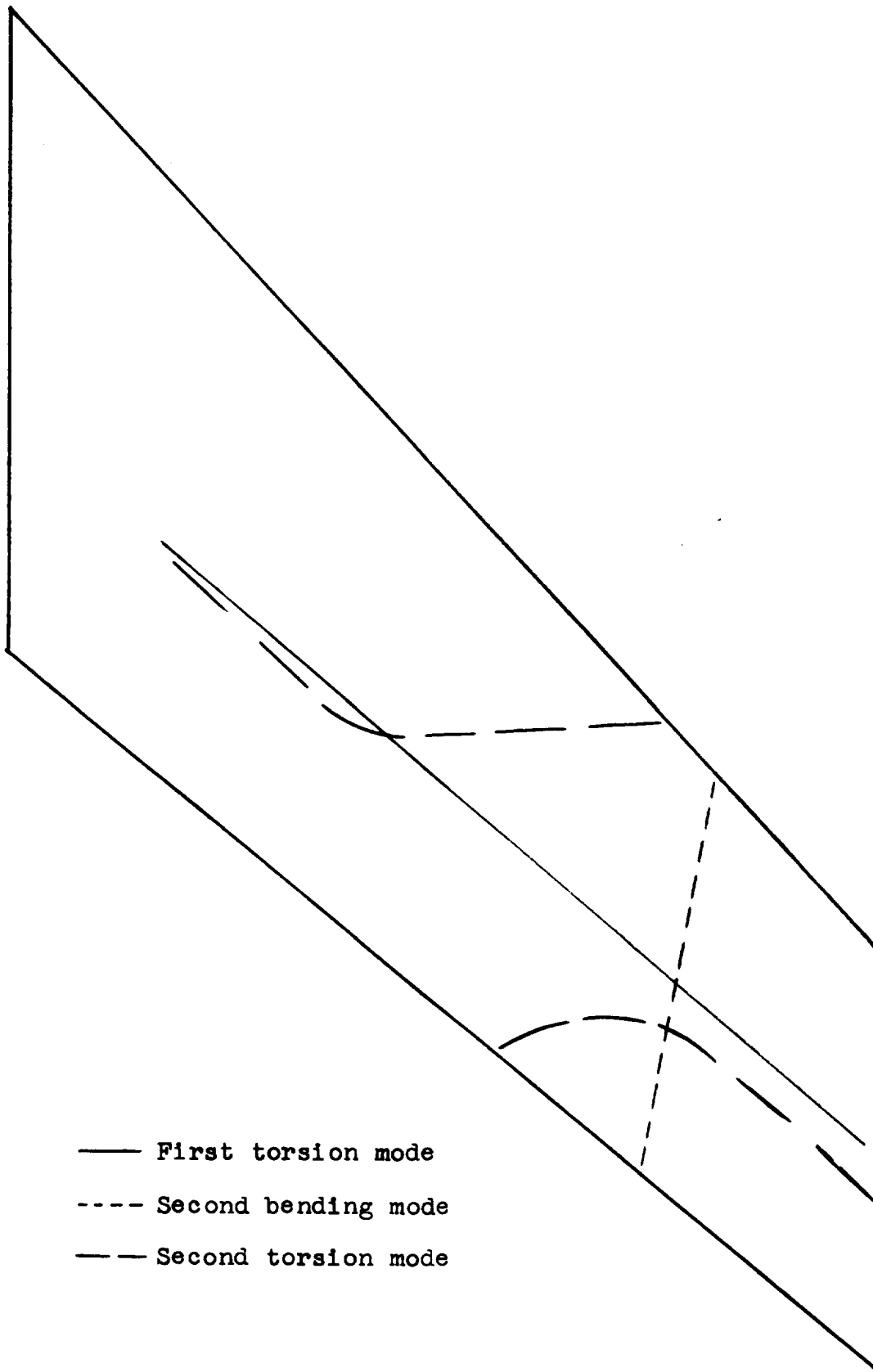


Figure 6.- Representative node-line pattern for semispan models.

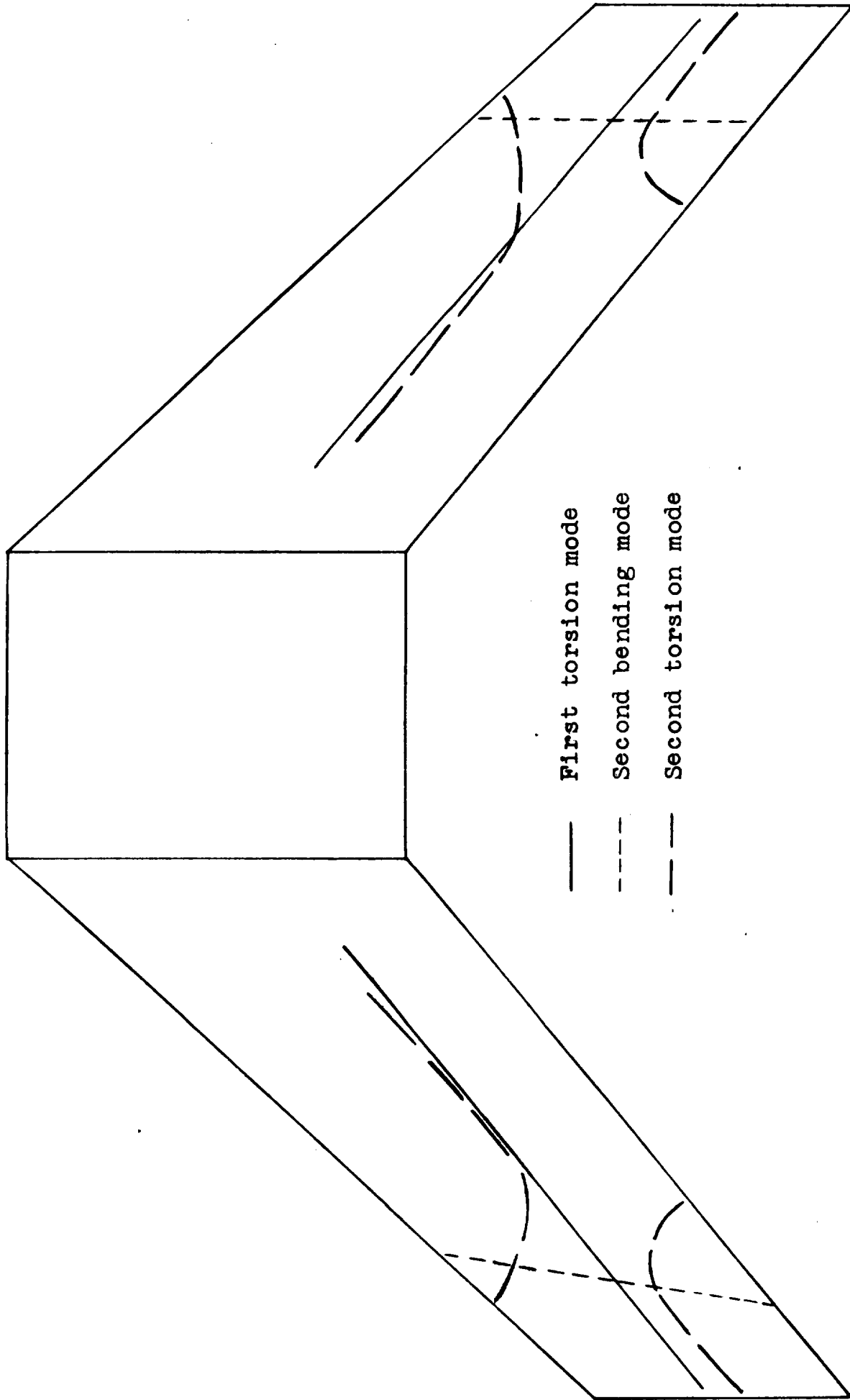


Figure 7.- Node-line pattern for full-span model.

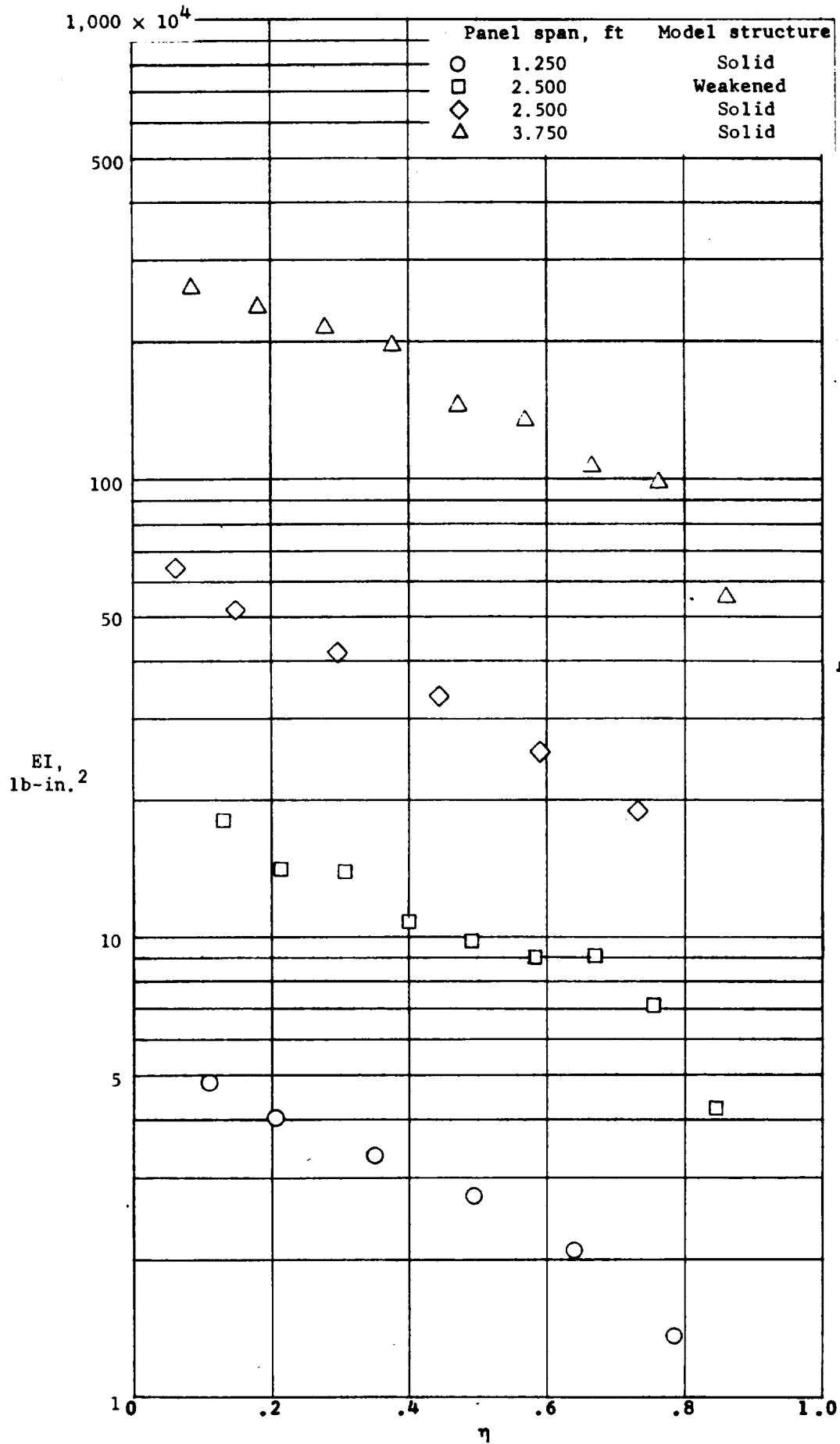


Figure 8.- Measured distribution of bending stiffness for representative semispan models.

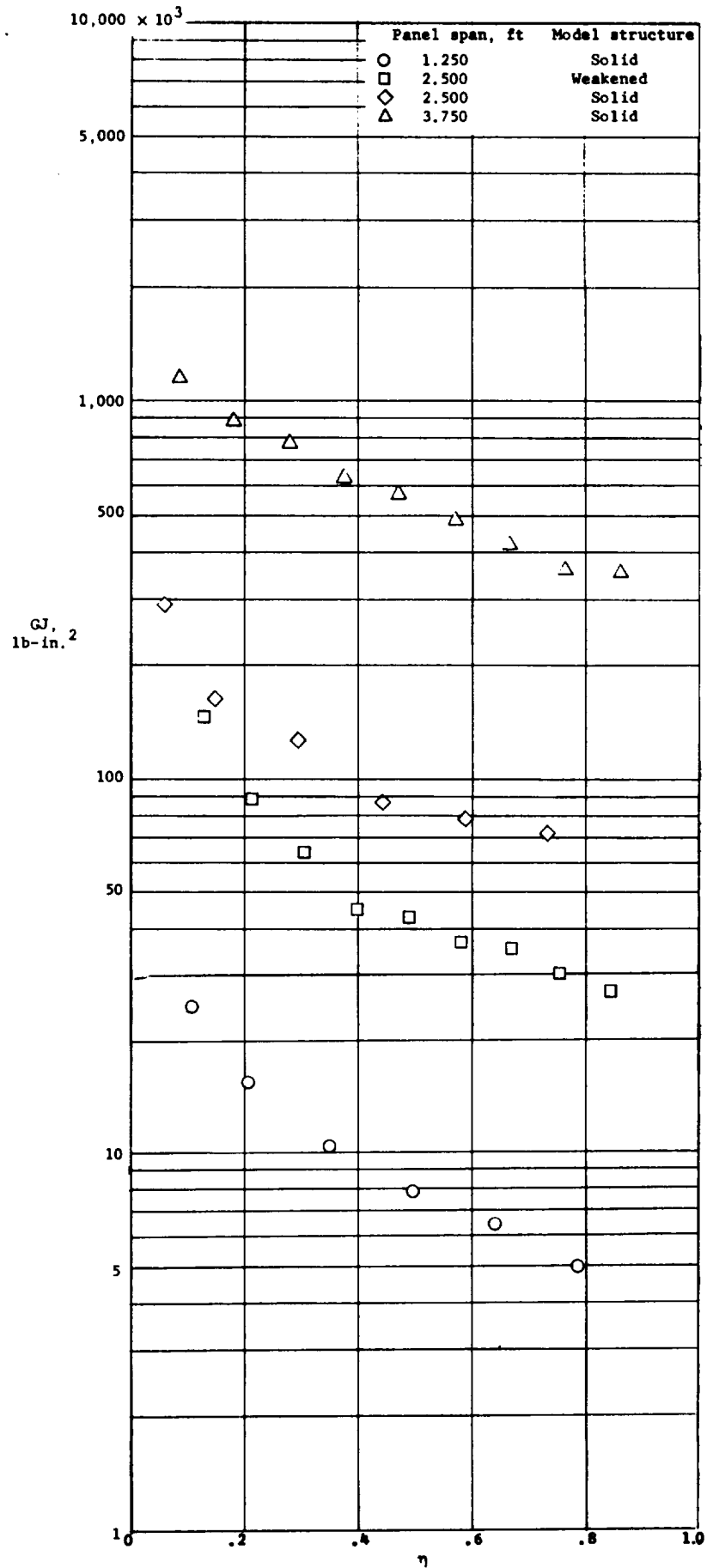


Figure 9.- Measured distribution of torsional stiffness for representative semispan models.

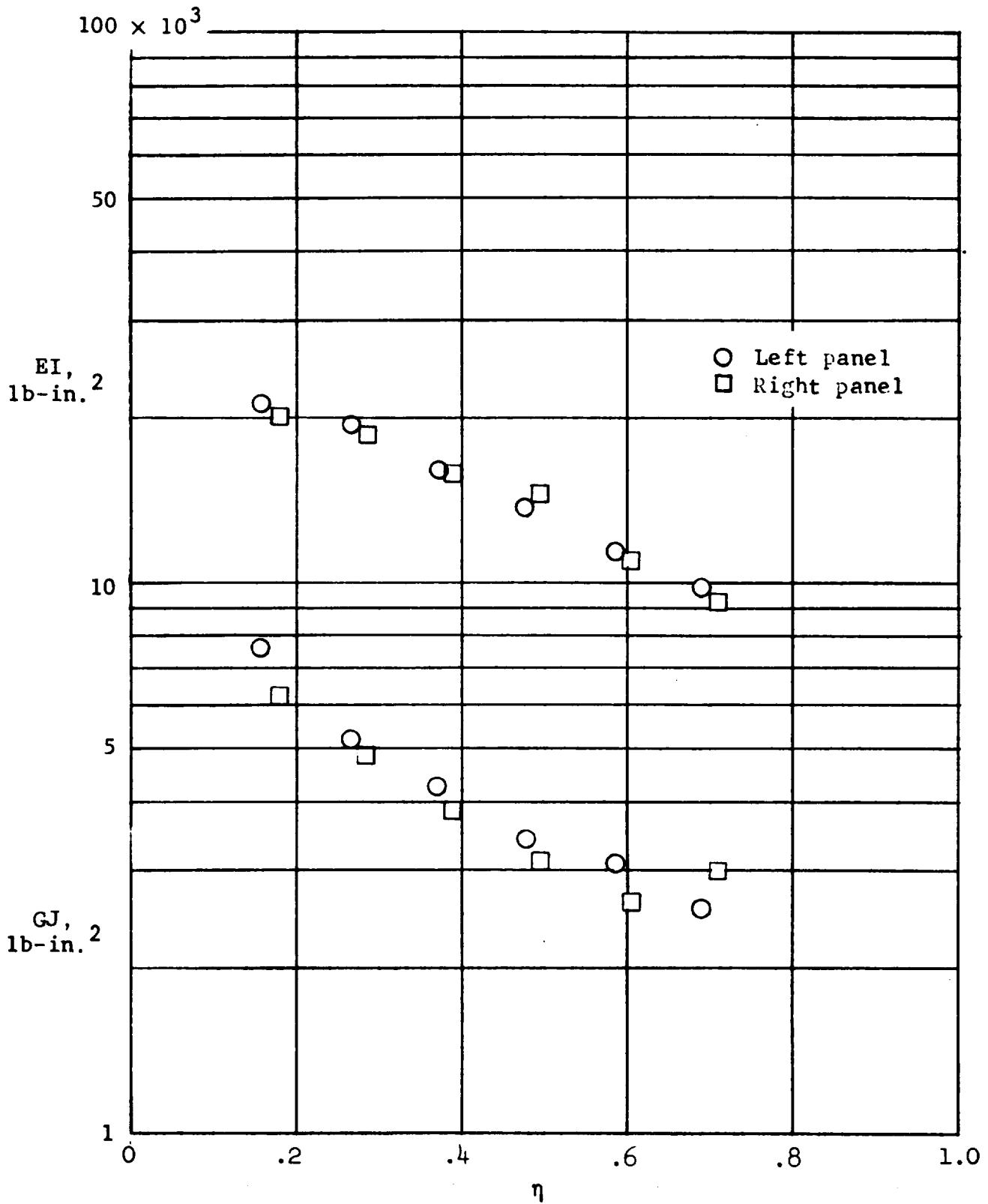


Figure 10.- Measured distributions of bending and torsional stiffness for the full-span model.

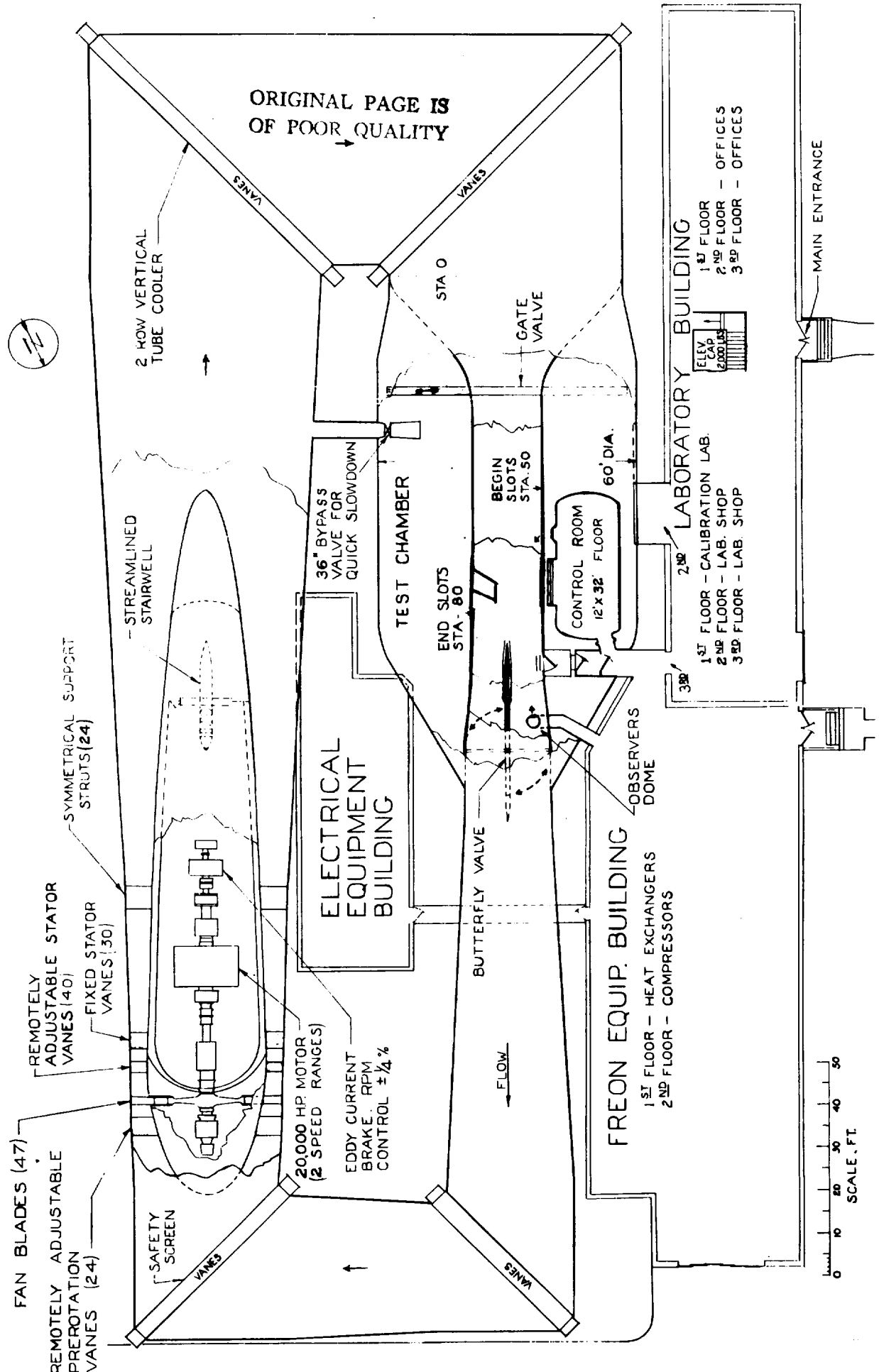


Figure 11.- General arrangement of the Langley transonic tunnel.

1,000

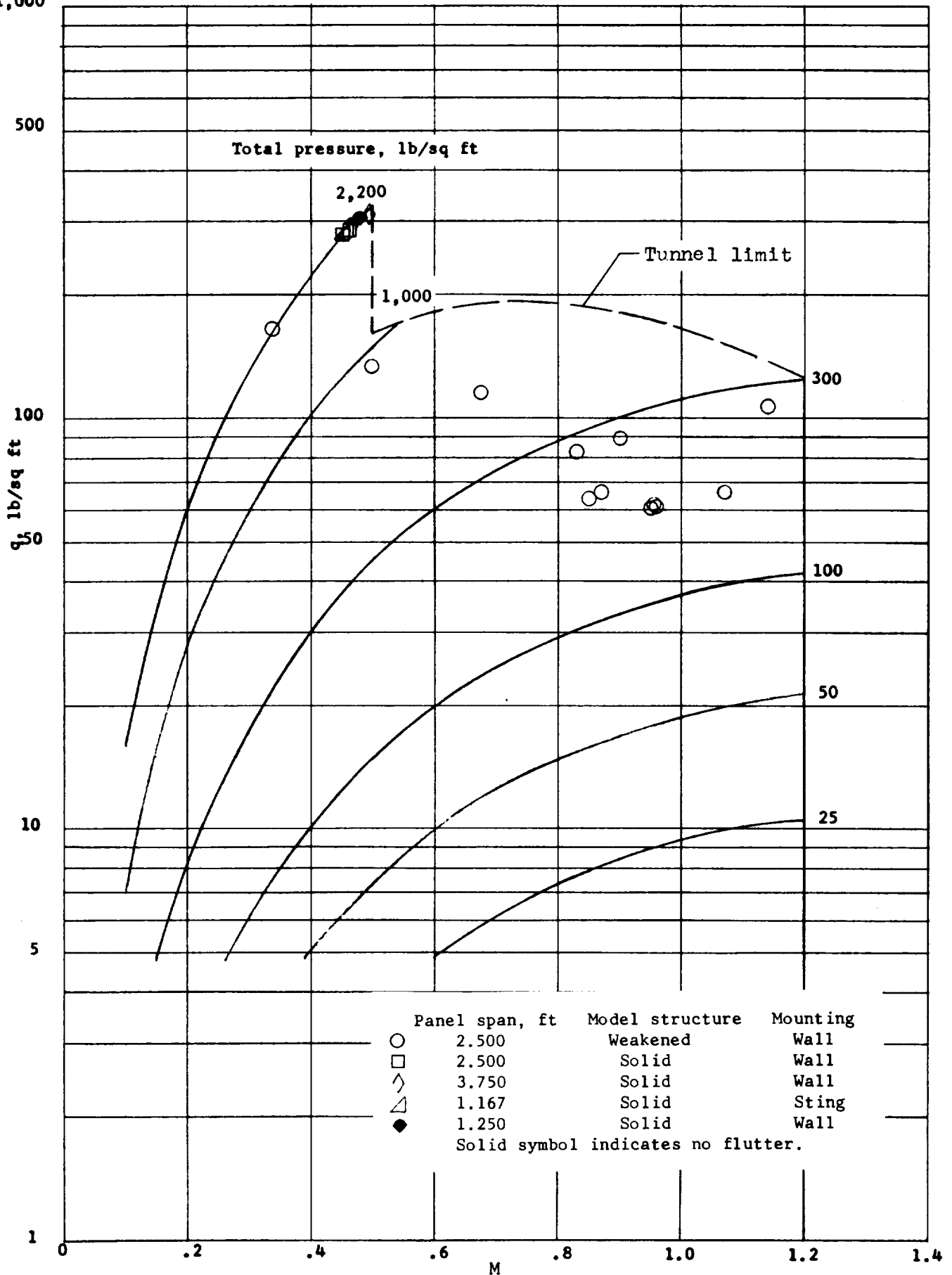


Figure 12.- Operating range of dynamic pressure, total pressure, and Mach number for air in transonic dynamics tunnel. (Symbols indicate flutter test points.)

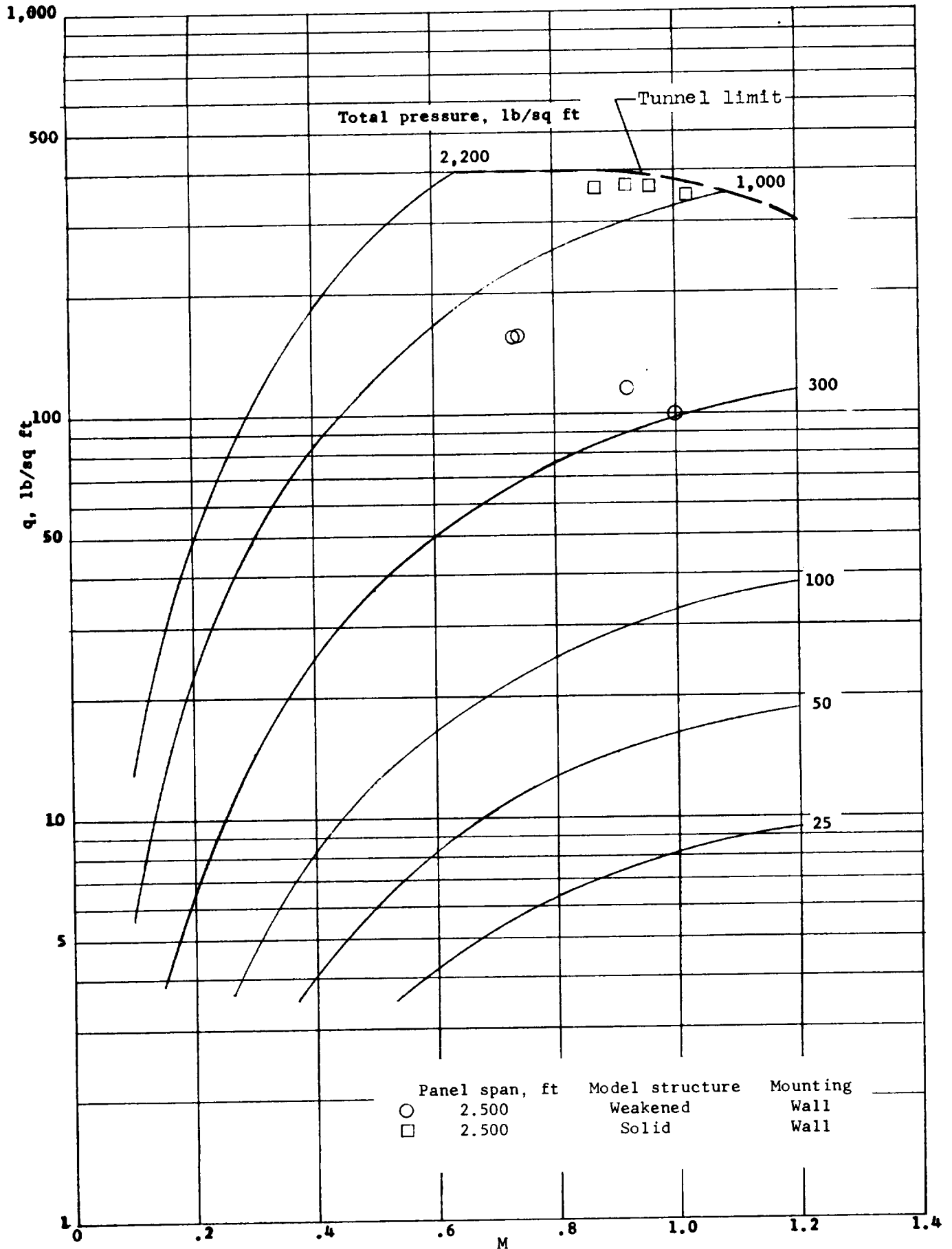


Figure 13.- Operating range of dynamic pressure, total pressure, and Mach number for Freon-12 in transonic dynamics tunnel. (Symbols indicate flutter test points.)

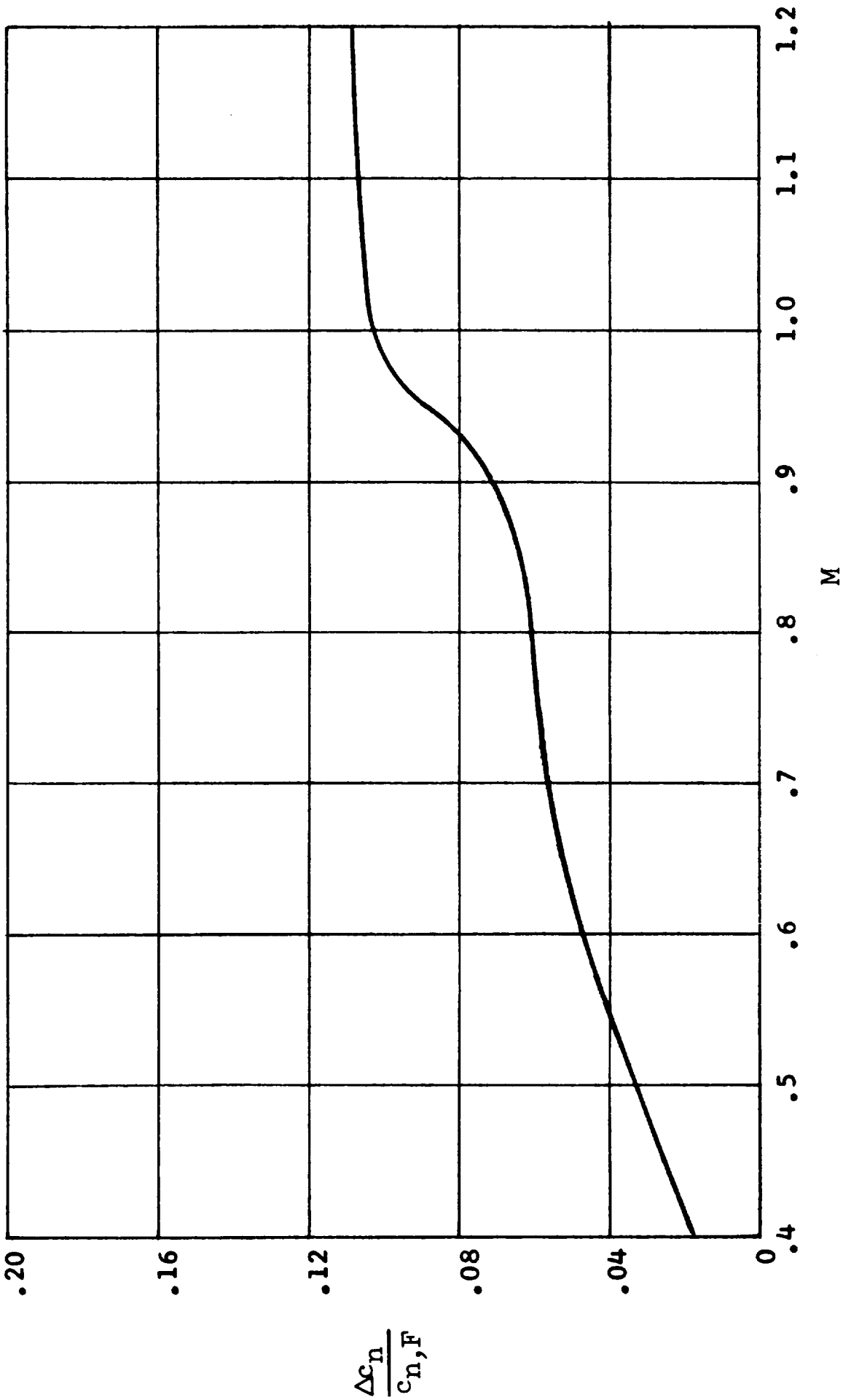


Figure 14.- Effect of Mach number on the difference between two-dimensional normal-force coefficient measured in Freon-12 and in air. Curve from figure 16 of reference 2.

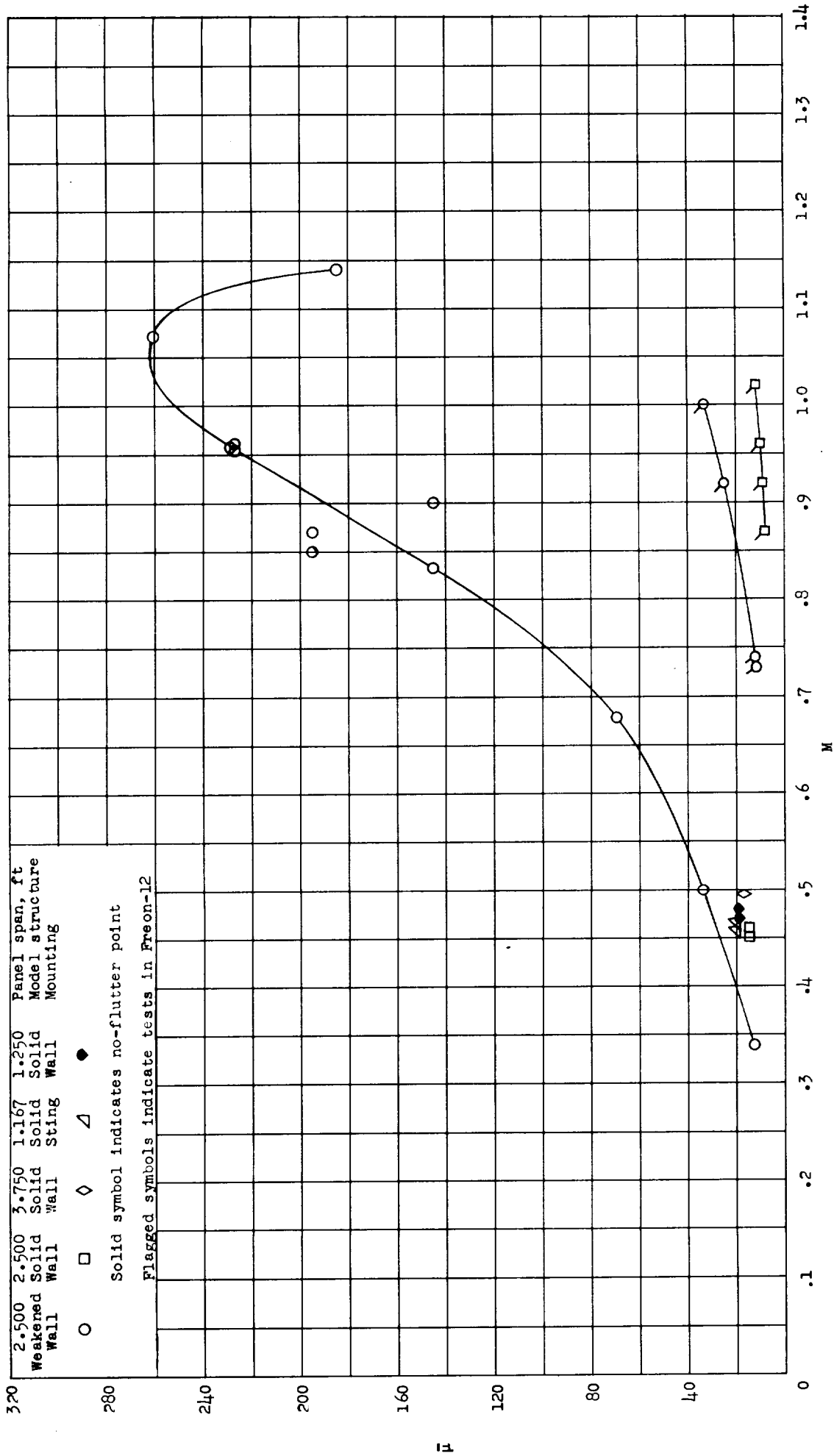
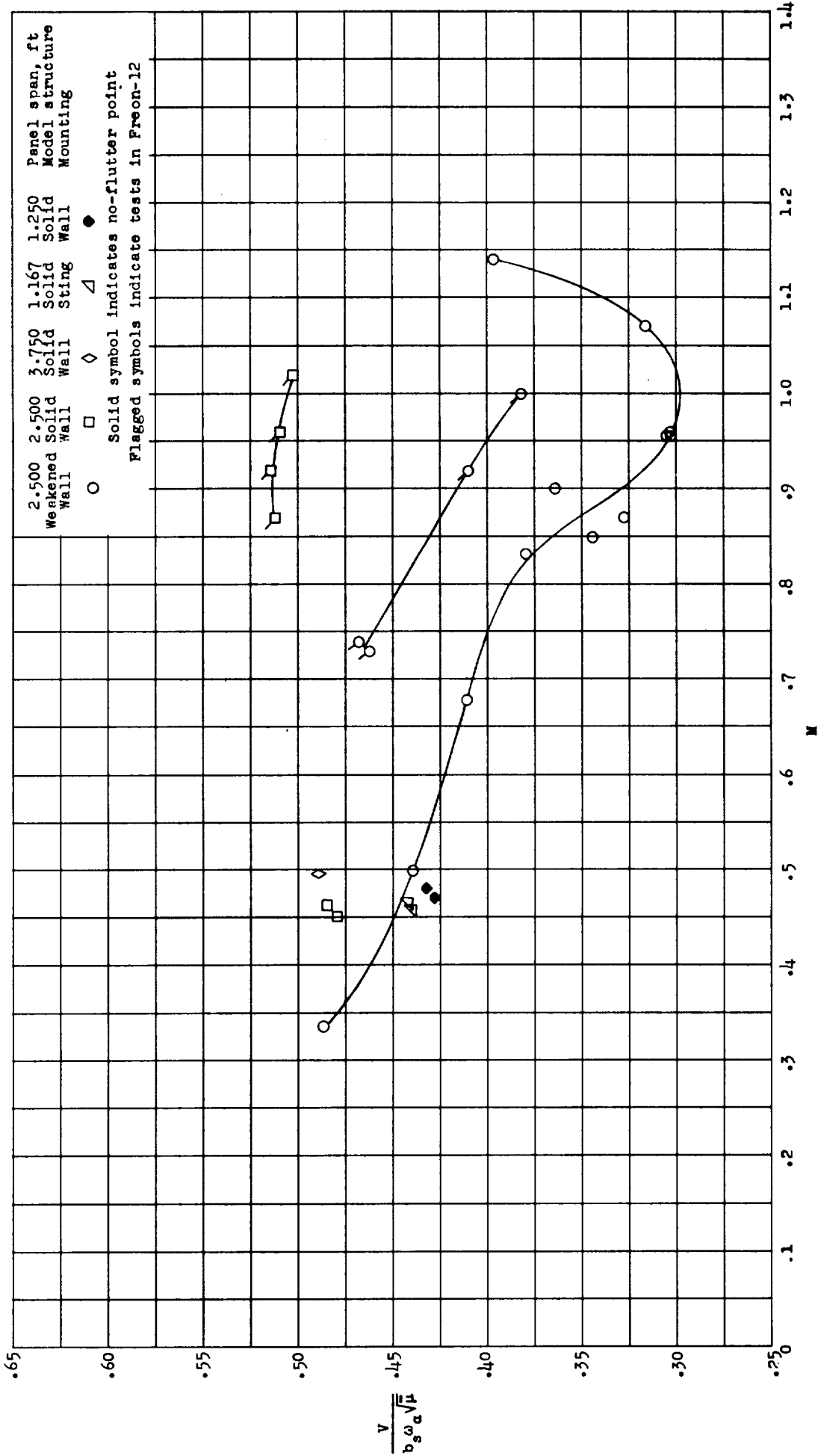
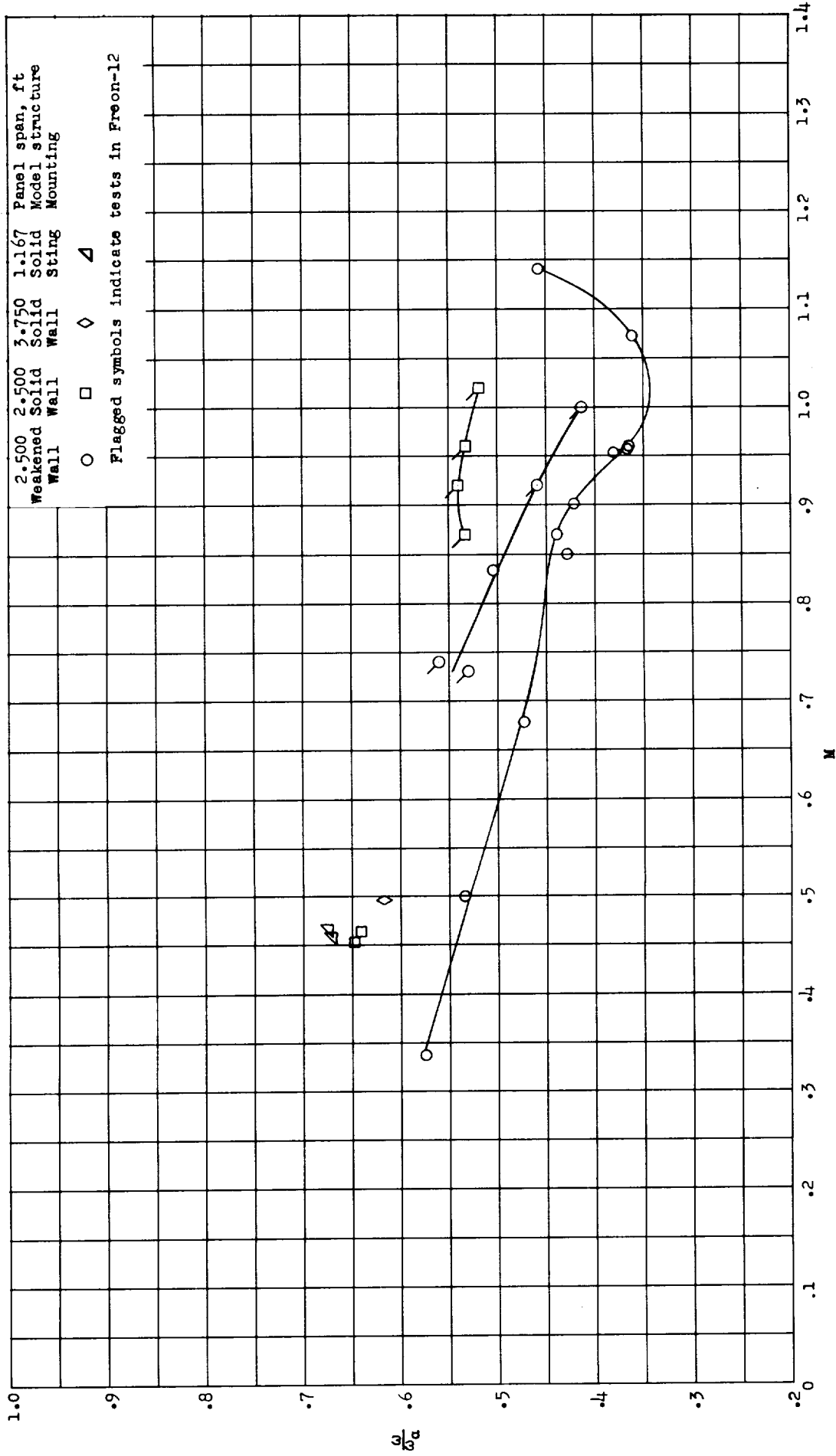


Figure 15.- Mass ratios and Mach numbers covered in the present tests in air and Freon-12 in the transonic dynamics tunnel.



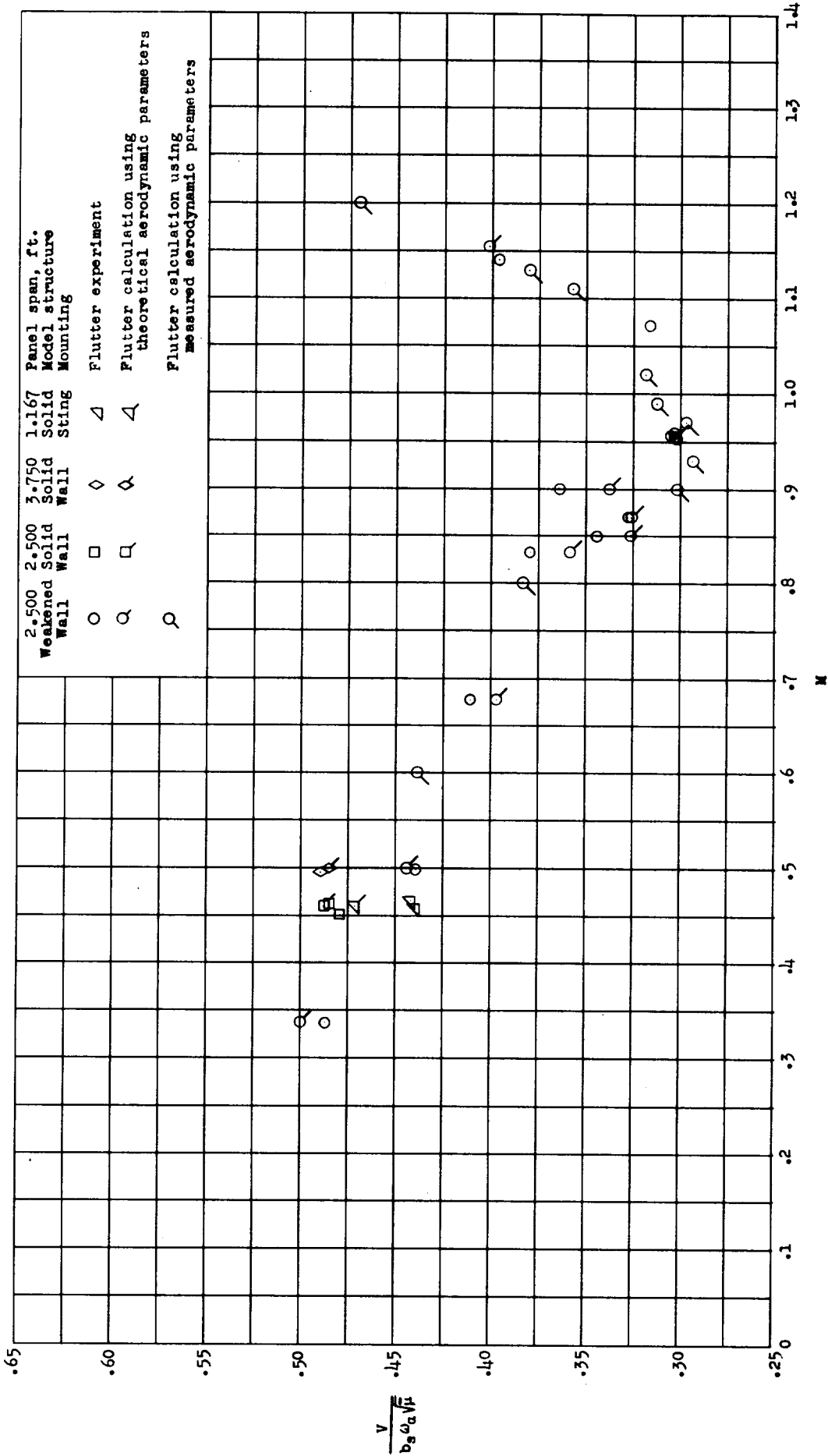
(a) Flutter-speed coefficient.

Figure 16.- Flutter characteristics measured in air and in Freon-12 in the transonic dynamics tunnel.



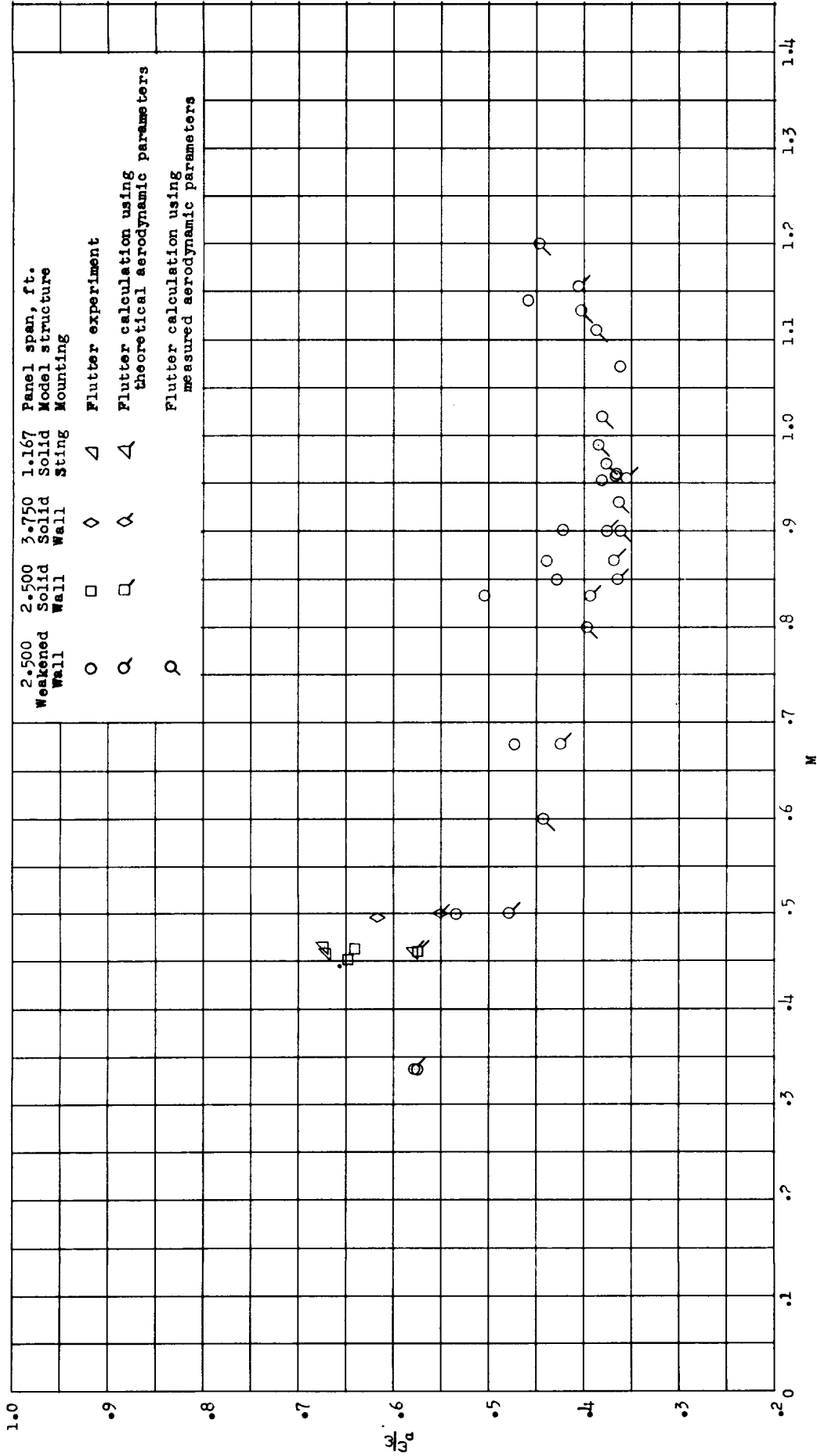
(b) Flutter-frequency ratio.

Figure 16.- Concluded.



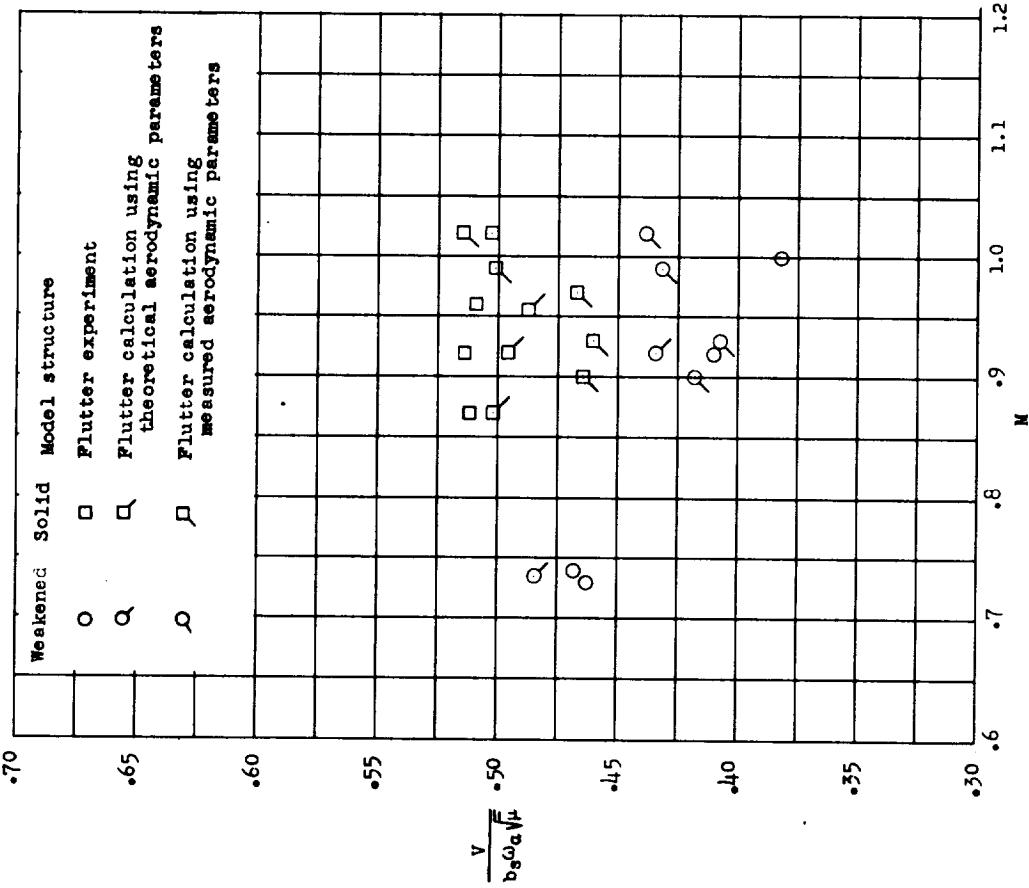
(a) Flutter-speed coefficient.

Figure 17.- Measured and calculated flutter characteristics for wings in air.

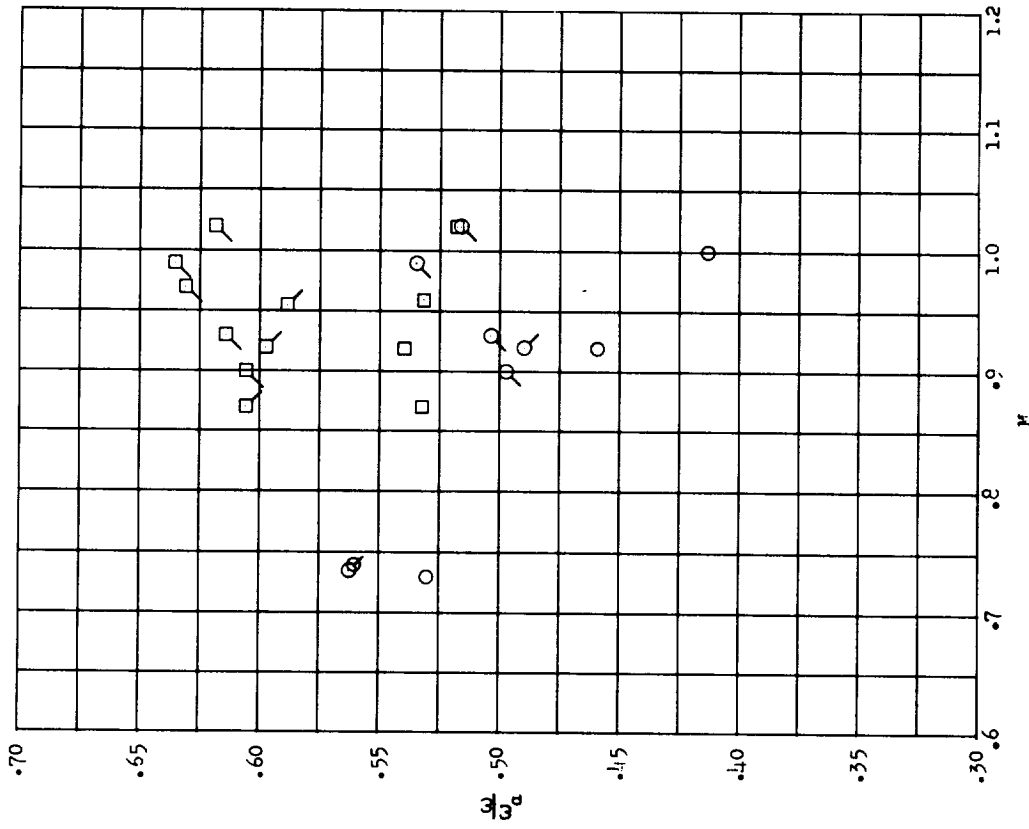


(b) Flutter-frequency ratio.

Figure 17.- Concluded.

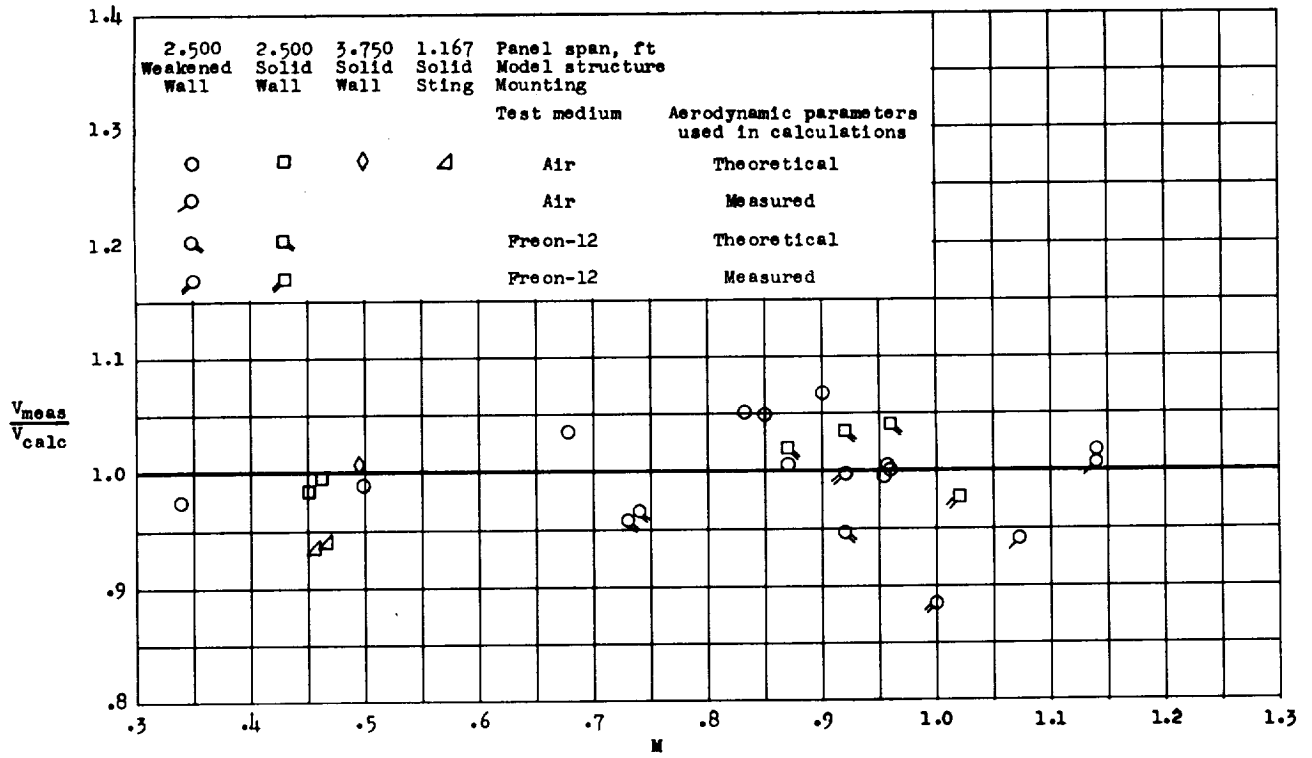


(a) Flutter-speed coefficient.

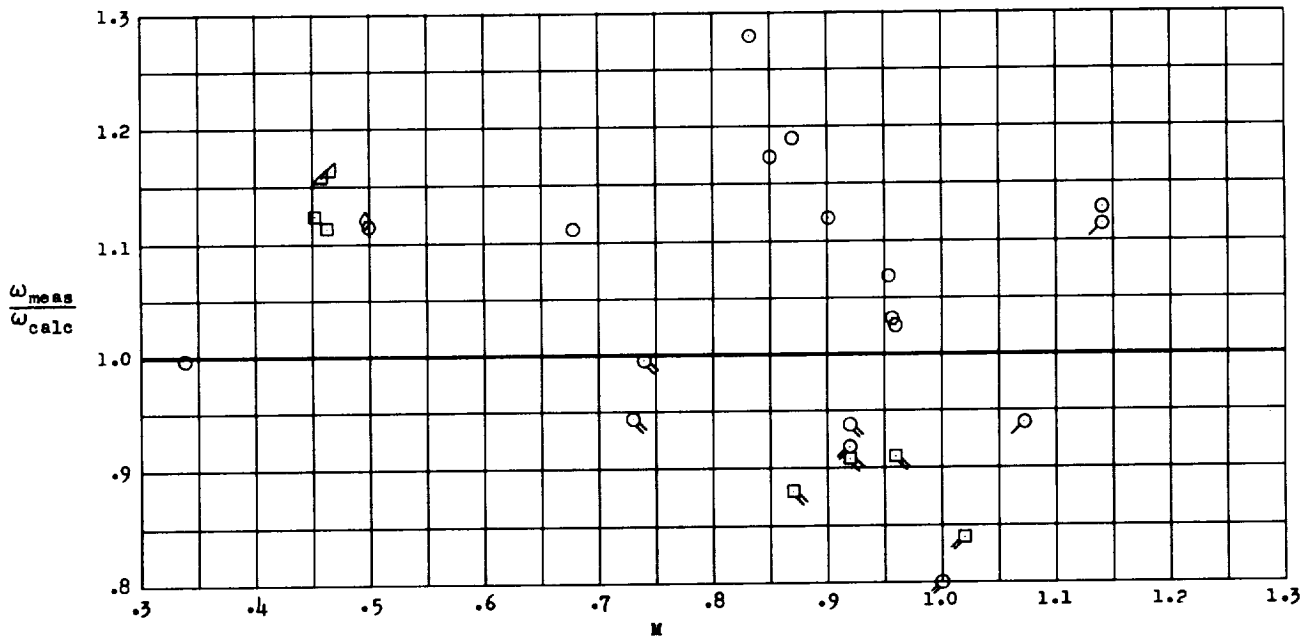


(b) Flutter-frequency ratio.

Figure 18.- Measured and calculated flutter characteristics for 2.500-foot wall-mounted wings in Freon-12.



(a) Flutter speeds.



(b) Flutter frequencies.

Figure 19.- Correlation of measured and calculated flutter characteristics for wings in air and in Freon-12.

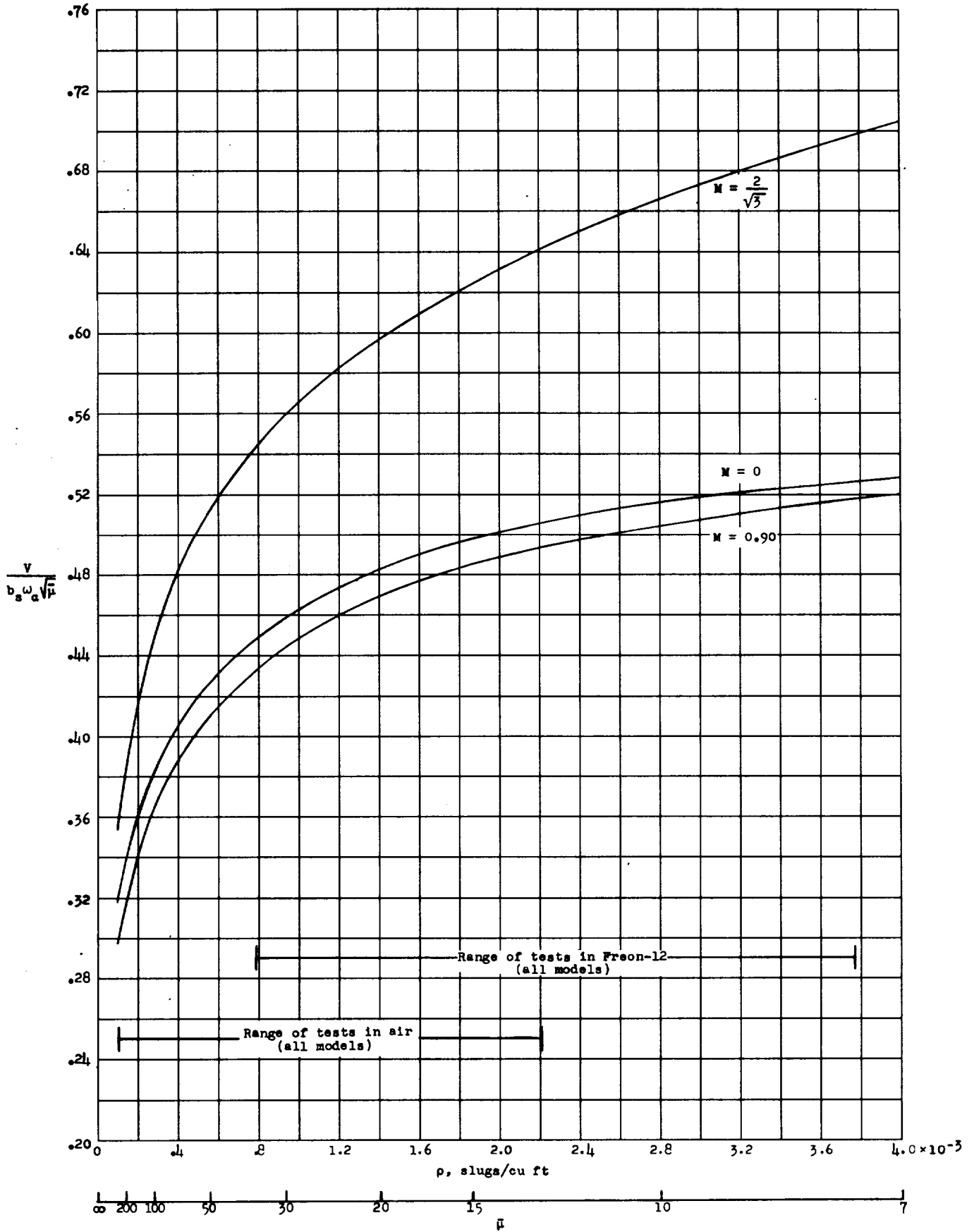


Figure 20.- Effect of density on the flutter-speed coefficients calculated for weakened 2,500-foot wall-mounted wings in air.

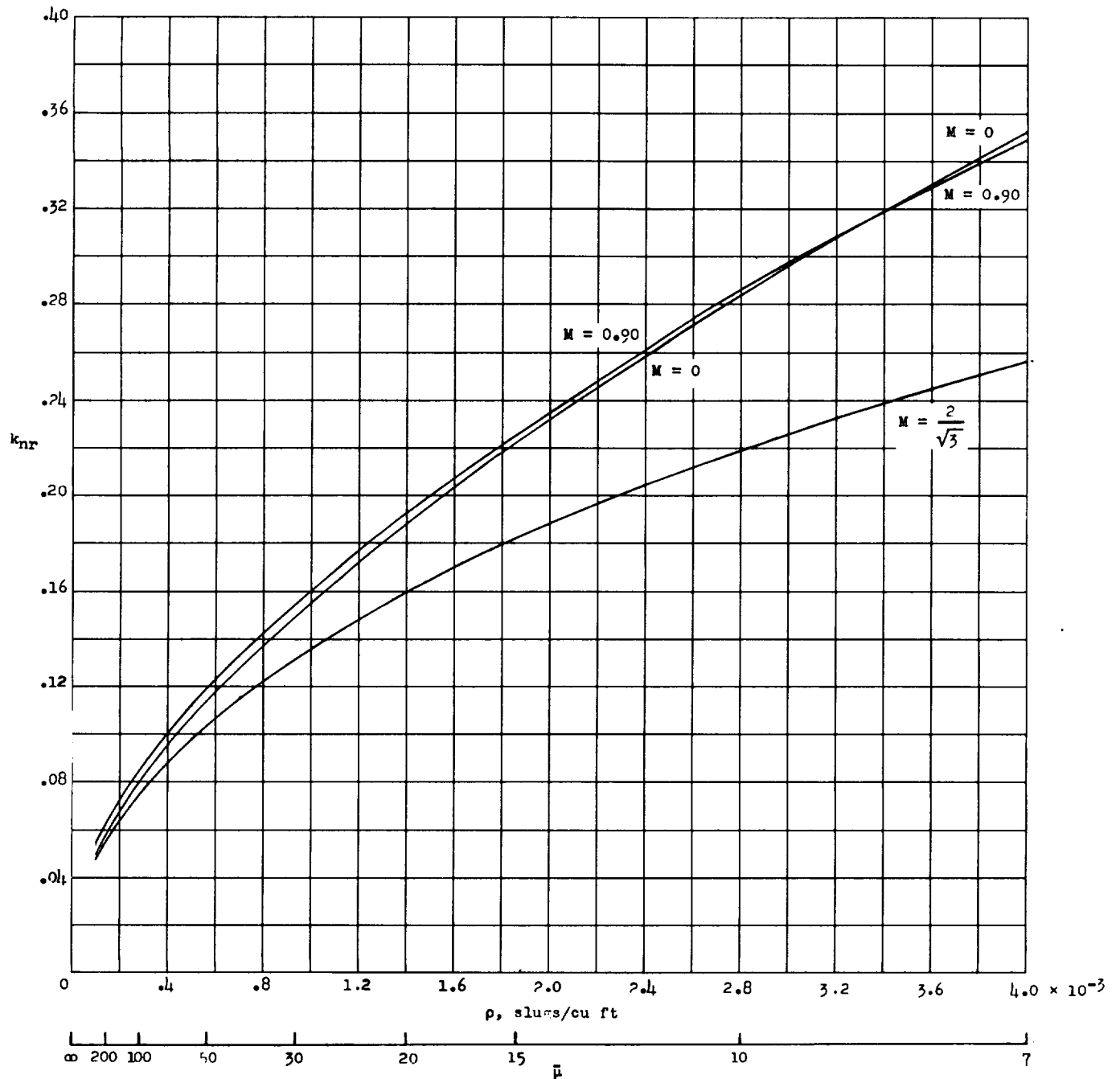


Figure 21.- Effect of density (or mass ratio) on the flutter reduced frequency calculated for weakened 2.500-foot wall-mounted wings in air.

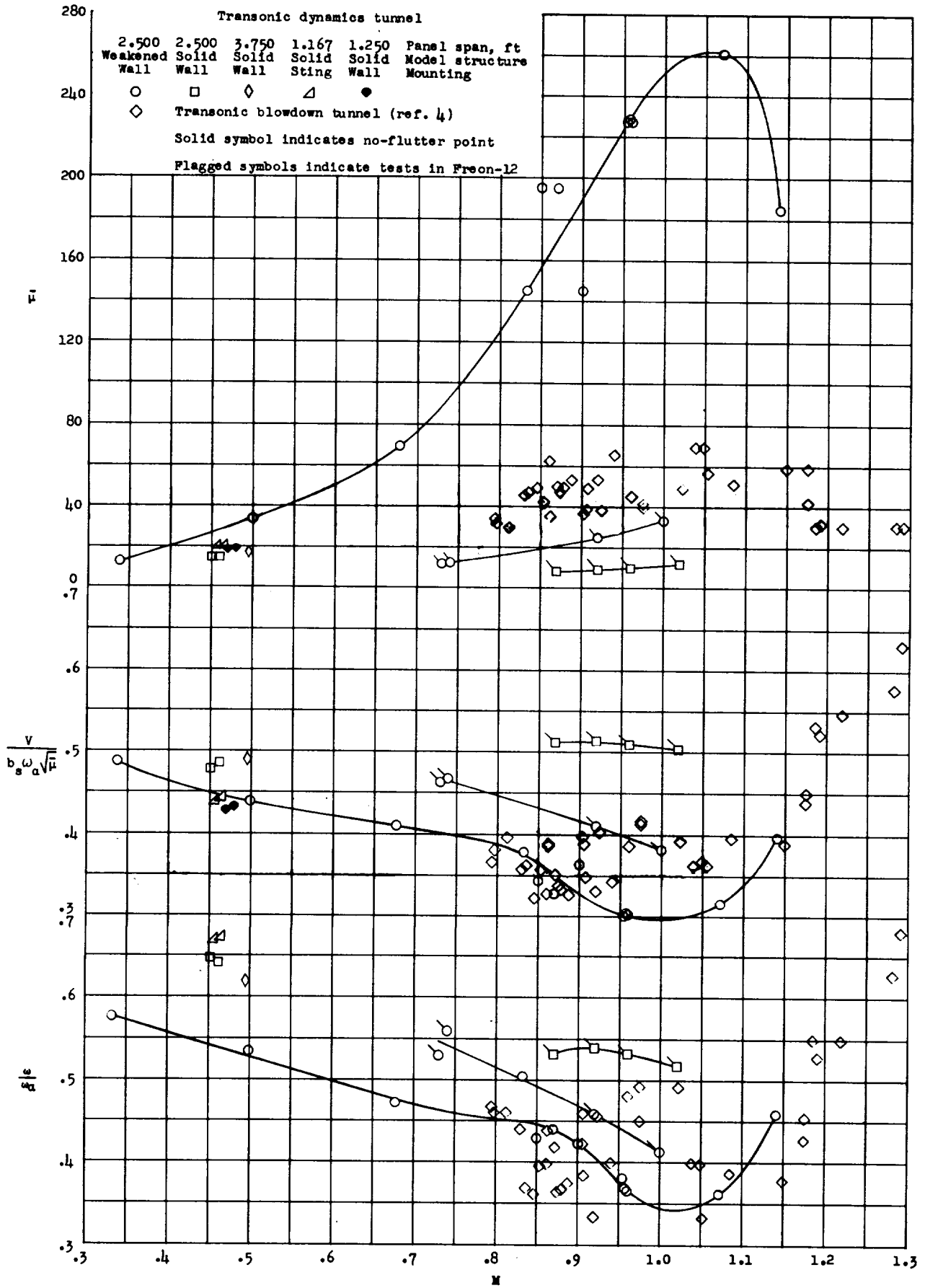


Figure 22.- Comparison of flutter characteristics measured in the transonic dynamics tunnel and in the transonic blowdown tunnel.



Report Documentation Page

1. Report No. NASA TM-100492		2. Government Accession No.		3. Recipient's Catalog No.	
4. Title and Subtitle AGARD Standard Aeroelastic Configurations for Dynamic Response. Candidate Configuration I.-Wing 445.6				5. Report Date August 1987	
				6. Performing Organization Code	
7. Author(s) E. Carson Yates, Jr.				8. Performing Organization Report No.	
				10. Work Unit No. 505-63-11	
9. Performing Organization Name and Address NASA Langley Research Center Hampton, VA 23665-5225				11. Contract or Grant No.	
				13. Type of Report and Period Covered Technical Memorandum	
12. Sponsoring Agency Name and Address National Aeronautics and Space Administration Washington, DC 20546-0001				14. Sponsoring Agency Code	
				15. Supplementary Notes	
16. Abstract <p>In order to promote the evaluation of existing and emerging unsteady aerodynamic codes and methods for applying them to aeroelastic problems, especially for the transonic range, a limited number of aerodynamic configurations and experimental dynamic-response data sets are to be designated by the AGARD Structures and Materials Panel as standards for comparison. This set is a sequel to that established several years ago for comparisons of calculated and measured aerodynamic pressures and forces. This report presents the information needed to perform flutter calculations for the first candidate standard configuration for dynamic response along with the related experimental flutter data.</p>					
17. Key Words (Suggested by Author(s)) Aeroelasticity Flutter			18. Distribution Statement Unclassified - Unlimited Subject Category - 39		
19. Security Classif. (of this report) Unclassified		20. Security Classif. (of this page) Unclassified		21. No. of pages 75	22. Price A04