



Age and growth of sharpnose seabream *Diplodus puntazzo* (Cetti, 1777) in the eastern Adriatic Sea

Miro KRALJEVIĆ¹, Sanja MATIĆ-SKOKO^{1*}, Jakov DUCIĆ¹, Armin PALLAORO¹, Ivan JARDAS¹
and Branko GLAMUZINA²

⁽¹⁾ Institute of Oceanography and Fisheries, Šetaliste Ivana Mestrovića 63, P.O. Box. 500, 21000 Split, Croatia

*Corresponding author: Tel: +385 21 408 013; Fax: +385 21 658 650; E-mail: sanja@izor.hr

⁽²⁾ University of Dubrovnik, Ćira Carića 3, 20 000 Dubrovnik, Croatia

Abstract: The age and growth parameters of *Diplodus puntazzo* from the eastern middle Adriatic Sea were studied. Total lengths (TL) of 630 specimens ranging from 13.3 to 46.7 cm were obtained from commercial fishery catches by “tramata” fishing (2004-2005). All specimens sampled were fully mature above 22 cm TL. The male-female ratio for all fish combined was 0.75:1.00, but the ratio changed according to length classes. The mean lengths, as well as the age frequency distributions of males and females were not significantly different. Scales showed clearly the ring pattern common to teleost fishes. The opaque ring was deposited during the summer months. The length-weight relationship showed an isometric growth ($b = 3.001$; $R^2 = 0.988$). The parameters of the von Bertalanffy growth equation were: $L_{\infty} = 45.28$ cm; $K = 0.191$ per year; $t_0 = -0.306$ year; $R^2 = 0.953$. This study revealed that *D. puntazzo* is a relatively slow growing and long-lived species with a life span in excess of 18 years.

Résumé : Age et croissance de *Diplodus puntazzo* (Cetti, 1777) en Mer Adriatique orientale. Les paramètres d'âge et de croissance de *Diplodus puntazzo* ont été étudiés en Mer Adriatique orientale. Les longueurs totales (LT) de 630 spécimens s'étendant de 13,3 à 46,7 cm ont été obtenues à partir des pêches commerciales au “tramata” (2004-2005). Tous les spécimens prélevés étaient complètement mûres au-dessus de 22 cm LT. Le ratio mâle-femelle pour l'ensemble des poissons capturés est de 0,75:1,00, mais le rapport varie selon la longueur. La longueur moyenne, aussi bien que les distributions de fréquence d'âge des mâles et les femelles ne sont pas significativement différentes. Les écailles montrent nettement le schéma classique de stries commun aux poissons téléostéens. L'anneau opaque est formé pendant les mois d'été tandis que l'anneau translucide se forme au cours des mois d'hiver. Le rapport taille-poids met en évidence une croissance isométrique ($b = 3,001$; $R^2 = 0,988$). Les paramètres de l'équation de croissance de Von Bertalanffy sont : $L_{\infty} = 45,28$ cm; $K = 0,191 \text{ an}^{-1}$; $t_0 = -0,306$ ans; $R^2 = 0,953$. Cette étude montre que *D. puntazzo* présente une croissance relativement lente et une longévité supérieure à 18 ans.

Keywords: Age • Growth • *Diplodus puntazzo* • Adriatic Sea • Scale readings

Introduction

The sharpsnout seabream, *Diplodus puntazzo* (Cetti, 1777) is a demersal marine fish found in groups over rocky and sandy bottoms and seagrass meadows, at depths ranging from 0 to 150 m, but mostly from 5 to 20 m. The species is distributed in the eastern Atlantic, from the Gulf of Biscay to Sierra Leone, as well as in the Mediterranean and Adriatic Seas (Bauchot & Hureau, 1986; Jardas, 1996). Although Sparids family and especially *Diplodus* genus are widespread in the Mediterranean Sea and constitute an important fishery resource along its coasts, there is a lack of data on *D. puntazzo* biology and ecology with an exception of recently published paper about age and growth of this species inhabiting the Canarian archipelago (Domínguez-Seoane et al., 2006). Majority of published studies deals with investigation of its potential for introduction in intensive mariculture (e.g. Divanach et al., 1993; Abellan & Garcia-Alcazar, 1995; Gatland, 1995), while its commercial production still remains at an experimental level due to market prices that cannot justify the production costs (Katavić et al., 2000). Settlement and recruitment process (e.g. García-Rubies & Macpherson, 1995; Vigliola et al., 1998; Vigliola & Harmelin-Vivien, 2001) and growth of juvenile sparids (e.g. Planes et al., 1999; Vigliola et al., 2000) have only recently been surveyed in the northwestern Mediterranean Sea. In the Adriatic Sea, Kraljević (1995) and Katavić et al. (2000) investigated feeding and growth performance of *D. puntazzo* in capture, respectively. Recently, the growth of juvenile *D. puntazzo* (0+) was investigated (Matić-Skoko et al., 2007a, in press). However, nothing is known about the growth of adult wild sharpsnout seabream in the Adriatic and other parts of the Mediterranean Sea.

In Adriatic Sea, *D. puntazzo* is caught almost only with "tramata" fishing. This fishing technique is not known from anywhere else in the world except in Croatian coastal waters, and undoubtedly, this method is the most efficient method for Sparidae harvesting (Jardas et al., 1998). It is based on the use of ropes, gillnets and beach seines. Depending on the enclosed area, length of the enclosing rope and "decorations" (white plastic lines, wooden plates or some other material of white colour as an additional method for scaring the fish), fishing gear used and fishery tradition of the area, distinction has been made between "ludar", "zagonica" and "fruzata" (Cetinić et al., 2002). It is a very old method, based on the fish behaviour. More specifically, the vibrations and sounds derived from constant pulling of the ropes affect the sense organs of fish and they swim away from the source of vibrations. This method of fishing has provoked controversy and antagonism, and it was often forbidden or very restricted, but recent investigation (Cetinić & Pallaoro, 1993; Cetinić et

al., 2002) shows that tramata fishing was not so harmful to coastal ichthyocommunities.

The present paper deals with the growth and the age data of *D. puntazzo* to obtain growth estimation, which are important input parameters to stock assessment techniques and will provide an insight into the life history of this species.

Material and methods

Samples were collected only in warmer part of the year (June-October) monthly in 2004 and 2005 at 5 locations in the eastern middle Adriatic Sea (Fig. 1). Usually, investigations were carried out during the fishing season (from July 1 to September 1), but sometimes even before and/or after that period in order to determine and regulate, for fishery legislation, proper start of the fishing season, spawning seasons and lengths at first maturity for target seabream species. Specimens were sampled from "ludar", one of three kinds of tramata fishing. Ropes (up to 4000 m) are used for enclosing a large sea area (up to 4 km², but because of coastal and bottom configuration that is mainly up to 1.5 km²), herding fish by vibrations produced by pulling of ropes, close to the coast; they are then harvested by common gillnet, with stretched mesh size must not be smaller than 56 mm (Cetinić et al., 2002). A total of 630 specimens, caught through the sampling months were taken for analysis. For each fish, the total length (TL) was measured (0.1 cm), the total body weight (TW) was recorded (0.1g) and the sex was determined macroscopically (male, female or juvenile).

Before grouping the samples per location, the differences between the individuals collected at five different locations were tested using a pair-wise comparison of the mean lengths at age. Because such comparison showed that there were no significant differences in the mean lengths at age for any of the sampling location (t-test: $t_{0.05} = 0.241$, $p < 0.05$), data of *D. puntazzo* were combined. Unfortunately, due to previously mentioned specific fishing season of "ludar" and the fact that there is no other fishing gear which allow catch of *D. puntazzo* in larger quantities (only sporadic catch), age analysis could not be provided through the year but only at five months sampling basis (June-October).

The sample available for age and growth studies consisted of scales of 598 individuals (94.9% readable scales). Among them 577 specimens (96.5%) were mature (they have gonads with previous spent event). Scales from the back of the pectoral fin were removed for determining age by interpreting growth rings. Each scale was read three times by three different readers using a compound microscope (magnification 1.6 x 11.2) with a black background

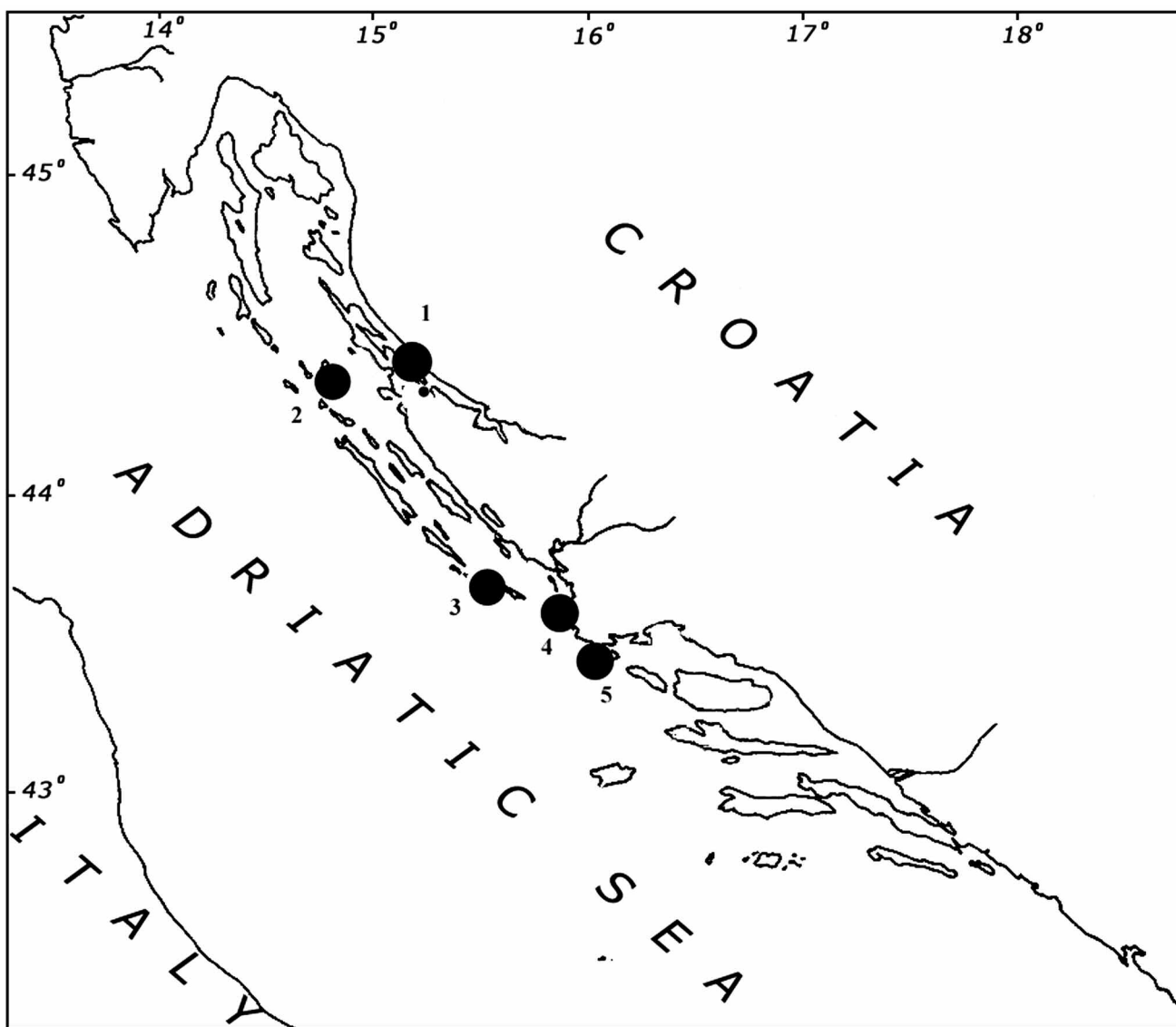


Figure 1. *Diplodus puntazzo*. Investigation areas with 5 sampling locations in middle Adriatic Sea: (1) Vir (2) Silba (3) Žirje (4) Šibenik-Primošten (5) Drvenik.

Figure 1. *Diplodus puntazzo*. Localisation des 5 sites d'échantillonnage en Mer Adriatique moyenne : (1) Vir (2) Silba (3) Žirje (4) Šibenik-Primošten (5) Drvenik.

and under reflected light. Only coincident readings of 598 individuals (21 juveniles, 246 males and 331 females) were accepted. The index of average percent error (IAPE) (Beamish & Fournier, 1981) as well as the mean coefficient of variation (CV) (Chang, 1982) was calculated to estimate the relative precision between readings. Low values of the indices indicated a good precision of age estimation.

Disturbance ring on the scales were distinguished from annual rings based on their irregularity; disturbance rings were not continuous across whole scales and had thickening. For validating the periodicity of increments formation, the marginal increment was measured (Jearld,

1983). The edge of the scale was treated as the last ring, and the area between the previous ring and edge of the scale was treated as the annual growth increment. Measurements were always made along the longest axis of the scale. Once the ring was considered to be annual, each specimen was assigned to a year class taking into account the data of capture, the annuli counts and their formation period. So, due to the period of the ring formation (July-August) and considering September 1st as the peak of spawning (unpublished data), each fish was assigned to an age class.

A pair-wise comparison of the mean lengths at age was used to test differences between males and females in same

age classes. Kolmogorov-Smirnov two-sample test was used to age frequency distribution analysis.

The non-linear least squares regression procedure was used to estimate the growth parameters of the von Bertalanffy growth function (VBGF):

$$TL = L_{\infty} (1 - e^{-k(t-t_0)}) \quad (1)$$

where TL is the total length at age t, L_{∞} is the asymptotic length, k is the body growth coefficient and t_0 is the theoretical age at zero length (Beverton & Holt, 1957). Maximum likelihood test (Kimura, 1980) was used for comparison of growth parameters for males and females. In addition, the weight-length relationship was described by the equation:

$$TW = aTL^b \quad (2)$$

where TW is total fresh weight (g) and TL is total length (cm).

Results

The 598 individuals of *D. puntazzo* used for age study consisted of 246 (41.1%) males, 331 (55.4%) females and 21 (3.5%) immature individuals. All specimens sampled were fully mature above 22 cm TL. The male-female ratio for all fish combined was 0.75:1.00, but the ratio changed according to length classes. The fish sampled ranged from 13.3 to 46.7 cm TL (mean $28.7 \pm SD 6.77$ cm) and from 41.2 to 1545.0 g TW (mean $387.71 \pm SD 255.291$ g). Males ranged from 13.3 to 45.0 cm with a mean TL of $28.0 \pm SD$

6.31 cm and females ranged from 13.7 to 46.7 cm with a mean TL of $29.3 \pm SD 7.05$ cm. The mean lengths of males and females were not significantly different (Mann-Whitney test: $U = 65742$; $p = 0.358$). The length frequency distribution exhibited a mode at 23 cm. The weight-length relationship for whole sample was:

$$W = 0.139 \times TL^{3.001} (R^2 = 0.988) \quad (3)$$

indicating an isometric growth.

The age was determined by interpreting growth rings on the scales (Fig 2). The index of average percent error (IAPE) of ring counts for each reader did not differ greatly, and was slightly lower for the first author (2.47) than for the second (2.69) and third (2.73). The precision of the age estimates (CV) was 1.3. In general, scales were easy to read, with clearly identifiable increments, although the phenomenon of stacking of growth zone towards the scale edge, especially in fish older than 10 years, was evident. Scales showed clearly the ring pattern common to teleost fishes. The opaque ring was deposited during the summer months. Marginal increment analysis showed that single annuli formed each year during autumn-winter. *D. puntazzo* ages ranged from 2 to 18 years, with a predominance of age classes 2 to 6 in the catch (74.2% individuals). The oldest female was estimated to be 18 yr old vs 16 yr old for male. 5-yr old individuals, ranging in lengths from 21.7 to 33.7 cm TL (30.6%) dominated in the sample. There was some overlapping of individuals with same lengths, especially for the ages from 3 to 6.

A pair-wise comparison of the mean lengths at age of




Figure 2. *Diplodus puntazzo*. Scales of *D. puntazzo* from the Adriatic Sea. **A.** A 5 year old (31.5 cm). **B.** A 13 old (40.1 cm). Dr is the disturbance ring (magnification 1.6 x 11.2).

Figure 2. *Diplodus puntazzo*. Ecailles de *D. puntazzo* de Mer Adriatique. **A.** Individu âgé de 5 ans (31,5 cm). **B.** Individu âgé de 13 ans (40,1 cm). Dr est l'anneau de perturbation.

Table 1. *Diplodus puntazzo*. Length-at-age data from Adriatic Sea, individuals aged using scales readings.**Tableau 1.** *Diplodus puntazzo*. Données de longueur en fonction de l'âge en Mer Adriatique, individus âgés grâce à la lecture des écailles.

Length intervals (cm)	Age																	Total	
	2	3	4	5	6	7	8	9	10	11	12	13	14	15	16	17	18		
13	1																		1
14	4																		4
15	4																		4
16	7	1																	8
17	9	1																	10
18	8	9																	17
19	5	6																	11
20		20																	20
21		24																	24
22		20	1	1															22
23		23	5	1															29
24		1	18	4															23
25		3	10	9															22
26			3	15															18
27			3	22		1													26
28			6	27	1														34
29			2	40	1														43
30				36	6														42
31				18	10	2	3												33
32				8	12	1													21
33				1	17	3	1	3											25
34				1	17	3	5	6	2										34
35						16	4	1	3										24
36					1	9	8	2											20
37					1	7	4	8											20
38					1	1	9	3			2								16
39							1	6		1		3							11
40								8	1	1	1	1	1						13
41							1	2	3			2	2						10
42									2					1					3
43									2				1		1				4
44										2			1						3
45															1				1
46																		1	1
47																		1	1
Total	38	108	48	183	67	43	36	39	13	4	3	6	5	1	2	0	2	598	
%	6.35	18.06	8.03	30.60	11.20	7.19	6.02	6.52	2.17	0.67	0.50	1.00	0.84	0.17	0.33	0.00	0.33	100	
mean TL (cm)	16.6	21.0	25.0	28.5	32.5	34.9	35.8	37.3	38.8	41.7	38.7	39.9	41.6	41.6	44.1	0.0	46.5		
SD TL	1.58	1.73	1.83	2.03	1.72	2.04	2.26	2.54	3.68	2.71	0.87	0.97	1.70	0.00	1.34	0.00	0.35		
mean TW (g)	70.5	141.7	227.7	325.7	477.9	590.4	648.3	742.8	813.0	1061.5	695.3	924.5	1052.4	888.0	1092.5	0.0	1525.0		
SD TW	16.59	33.10	60.12	70.63	84.98	113.78	126.83	149.68	233.65	238.50	189.47	62.81	197.97	0.00	31.82	0.00	28.28		

males and females showed that there were no significant differences for any of the age classes except for age class 6 (t-test: $t_{0.05} = 2.865$, $p < 0.05$). Overall, the age frequency distributions of males and females were not significantly different (Kolmogorov-Smirnov two sample test: $n_f = 331$, $n_m = 246$; $D = 0.667$, $p < 0.05$). The pooled length-at-age data for *D. puntazzo* is given in Table 1.

We estimated the von Bertalanffy growth parameters for the combined sample: $L_{\infty} = 45.28$ cm (SE = 0.273), K =

0.191 yr⁻¹ (SE = 0.014) and $t_0 = -0.306$ yr (SE = 0.199) ($R^2 = 0.953$; Fig. 3). The non-linear least squares estimated parameters are given in Table 2. Growth parameters for males and females are not significantly different (Max. likelihood test: $L = 2.68$, $C^2_{0.05,3} = 7.81$, $p > 0.05$). The calculated asymptotic length values agree well with the maximum observed length. The VBGF's curve fitted the data reasonably well, considering that individual observations of length-at-age were used instead of the mean

Table 2. *Diplodus puntazzo*. Growth parameters from Adriatic Sea estimated by non-linear regression from scale readings, for all data, males and females.

Table 2. *Diplodus puntazzo*. Paramètres de croissance en Mer Adriatique estimés par régression non linéaire des données de lecture d'écaillés, pour l'ensemble des mâles et des femelles.

Parameters	All data	Males	Females
L_{∞}	45.28 ± 0.483	44.72 ± 0.522	45.76 ± 0.264
K (per year)	0.191 ± 0.023	0.185 ± 0.095	0.191 ± 0.011
t_0 (cm)	-0.306 ± 0.235	-0.534 ± 0.199	-0.294 ± 0.157

* All lengths are TL in cm \pm S.E.

length-at-age (Fig. 3). According to obtained von Bertalanffy growth equation, *D. puntazzo* growth is intensive during first four years of its life and growth rate slows down considerably after fish reaches five years of age (Fig. 3). Fish reaches the legal catch length set up by the EU (Petrakis & Stergiou, 1997) of over 15 cm after age 3.

Discussion

Previous research has shown that fish species in temperate waters form annual surface rings as a result of reduced growth in winter caused by declining seawater temperatures and decreased food availability (Morales-Nin, 1989). The seasonal deposition of alternative rings has also been demonstrated for other *Diplodus* species in the Mediterranean (Vigliola, 1997). Scales of *D. puntazzo* also showed clearly the ring pattern confirming such theory common to teleost fishes with annuli ring formation during the summer months. *D. puntazzo* off the Adriatic Sea has a relatively long life span of 18 years. Taking into account the lack of age and growth data for *D. puntazzo*, except for those inhabiting the Canary archipelago (Domínguez-Seoane et al., 2006), we compared the results of this study with results previously published for some sparids in Adriatic (Table 3) and Mediterranean Sea and North-eastern Atlantic (Table 4). Our results differed from those from the Canary Islands (Domínguez-Seoane et al., 2006) due to faster growth and shorter life cycle of *D. puntazzo* in that area. They obtained maximum age of 10 yr, $L_{\infty} = 54.1$

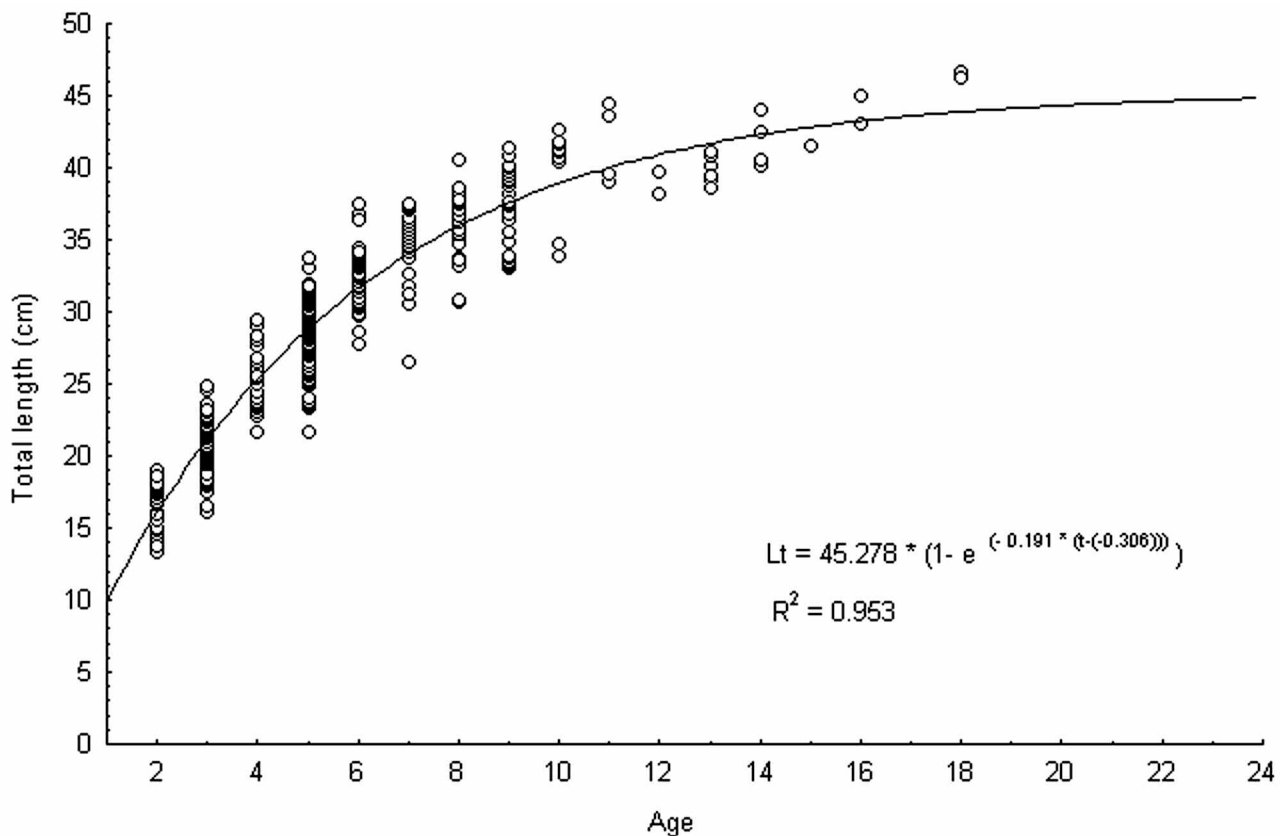


Figure 3. *Diplodus puntazzo*. Length at age data with the fitted VBGF curve: $L_t = 45.28 (1 - e^{-0.191 (t + 0.306)})$.

Figure 3. *Diplodus puntazzo*. Longueur en fonction de l'âge et courbe d'ajustement VBGF : $L_t = 45.28 (1 - e^{-0.191 (t + 0.306)})$.

Table 3. *Diplodus puntazzo*. Biogeographic comparison of VBGF parameters for *D. puntazzo* and other Adriatic sparids.**Table 3.** *Diplodus puntazzo*. Comparaison biogéographique des paramètres de VBGF pour *D. puntazzo* et d'autres sparidés de Mer Adriatique.

Authors	Species	L_{∞} (cm)	K (year ⁻¹)	t_0	b	Max age
Pallaoro et al. (1998)	<i>Oblada melanura</i> (N=1729)	34.13	0.208	-0.750	3.017 (m) 3.123 (f)	11
Kraljević et al. (1996)	<i>Lithognathus mormyrus</i> (N=202)	40.05	0.196	-0.945	3.023 (m) 3.063 (f)	12
Kraljević et al. (1998)	<i>Sparus aurata</i> (N=462)	84.98	0.073	-2.823	3.087	22
Dulčić and Kraljević (1996)	<i>Spondyliosoma cantharus</i> (N=745)	47.7	0.178	-0.27	3.14	14
Matić-Skoko et al. (2007b)	<i>Diplodus annularis</i> (N=768)	23.95	0.126	-1.664	3.073	13
Pallaoro et al. (unpublished data)	<i>Sarpa salpa</i> (N=756)	36.62	0.221	-0.920	3.106	15
Present paper	<i>Diplodus puntazzo</i> (N=598)	45.28	0.191	-0.306	3.001	18

Table 4. *Diplodus puntazzo*. Biogeographic comparison of VBGF parameters for some Sparidae species in Atlantic Ocean and Mediterranean Sea.**Tableau 4.** *Diplodus puntazzo*. Comparaison biogéographique des paramètres de VBGF pour quelques espèces de Sparidés en Océan Atlantique et Mer Méditerranée.

Authors	Area (sample)	Species	L_{∞} (cm)	K (year ⁻¹)	t_0 (year)	Max age (year)
Pajuelo & Lorenzo (1999)	Canarian waters (N=1276)	<i>S. cantharus</i>	43.35	0.240	-0.11	10
Kallianioitis et al. (2005)	Thracian Sea	<i>L. mormyrus</i>	30.94	0.200	-0.996	
Mendez-Villamil et al. (2001)	Canary Islands (N=1125)	<i>S. salpa</i>	47.9	0.212	-1.08	11
Lorenzo et al. (2002)	Canary Islands (N=687)	<i>L. mormyrus</i>	42.90	0.188	-1.370	10
Pajuelo & Lorenzo (2003)	Canarian waters (N=624)	<i>D. vulgaris</i>	39.70	0.231	-0.908	9
Gonçalves et al. (2003)	South coast of Portugal (N=1086)	<i>D. vulgaris</i>	27.73	0.400	-0.380	14
Pajuelo & Lorenzo (2002a)	Canary Islands (N=604)	<i>D. sargus cadenati</i>	47.30	0.142	-1.968	12
Gordoa & Moli (1997)	Catalan coast, Spain (N=184)	<i>D. annularis</i>	20.37	0.544	-0.033	6-7
Pajuelo & Lorenzo (2002b)	Canary Islands (N=419)	<i>D. annularis</i>	24.85	0.259	-0.871	6
Matić-Skoko et al. (2007b)	Adriatic Sea (N=768)	<i>D. annularis</i>	23.95	0.126	-1.664	13
Domínguez-Seoane et al. (2006)	Canary Islands (N=698)	<i>D. puntazzo</i>	54.10	0.182	-2.531	10
Present paper	Adriatic Sea (N=598)	<i>D. puntazzo</i>	45.28	0.191	-0.306	18

cm, $K = 0.182 \text{ yr}^{-1}$ and $t_0 = -2.531 \text{ yr}$. That is not unexpected because Adriatic Sea, as the northern most part of Mediterranean, is specific oceanographic area where influence of geographical, geomorphological, climatic and other different environmental factors, mostly of a hydrographic nature is crucial for its characteristics (Jardas, 1996). Moreover, the peculiarities of the Adriatic ichthyofauna depend on these factors which probably also affect growth characteristics of marine organisms. Kraljević et al. (1996) found that *Lithognathus mormyrus* (Linnaeus, 1758) from the eastern Adriatic Sea lived twice as long (12 years), had a 17% higher value of L_{∞} (40.1 cm), and a growth rate K (0.196) that was 29% lower than *L. mormyrus* from eastern Spain coastal waters (age of 6 yr, $L_{\infty} = 33.3 \text{ cm}$, $K = 0.275 \text{ yr}^{-1}$ and $t_0 = 0.06 \text{ yr}$) (Suau, 1970). Therefore, there was a visible similarity in growth characteristics between

D. puntazzo and *L. mormyrus* in eastern Adriatic Sea, but also almost equal difference between populations of these two species in Adriatic Sea and western Mediterranean. Differences between estimates were probably the result of differences in region sampled and methodology (otoliths or scales, direct or indirect methods) (Pajuelo & Lorenzo, 2002a). Therefore, any method, which can increase confidence in the correctness of the age structure, is welcome.

It seems that inside *Diplodus* genus in the Adriatic Sea there is a great difference between comprising four species, particularly between *D. annularis* (Linnaeus, 1758) (Matić-Skoko et al., 2007b, in press) and *D. puntazzo* (Table 4). *D. vulgaris* (E. Geoffroy Saint-Hilaire, 1817) and *D. sargus* (Linnaeus, 1758) will probably have similar growth pattern, but unfortunately, such studies in this area are still not finished. Although, our growth coefficient value indicated

relatively low attainment of maximal size, it is not the slowest slope between sparids (Tables 3 & 4).

In all of the published papers (Tables 3 & 4) the estimations of t_0 tend to be negative and different from zero suggesting that the VBGF model does not accurately describe growth in the early stages. But, obtained value of t_0 in our work and those of Pajuelo & Lorenzo (1999) for *Spondyllosoma cantharus* (Linnaeus, 1758) was not so different from zero, although early stages were missing or insufficient in total sample. Except the phylogenetic relationship between those *D. puntazzo* and *S. cantharus*, such similarity may indicate their similar ecological preferences. Particularly, both species, after recruitment, almost all life live at similar rocky habitats without greater migrations or other high-energy requested physiological processes undertaken.

In Adriatic Sea, *D. puntazzo* grows relatively fast during the first years of life, attaining approximately 50% of its maximum length between third and fourth year. Because the individuals are mature by the third year of life (Cetinić et al., 2002), the annual growth rate drops rapidly in that period. The percentage of sexes in age groups as well as difference in growth between sexes was not significant indicating the normally separated sexes without sexual dimorphism.

Most specimens aged in this study were aged 10 or less; however, only 23 (3.85%) specimens ranged from 11 to 18. We suspect that fish older than age 10 are uncommon in the population and are rarely caught by fisherman. Nevertheless, the species is longer lived than previously known for *Diplodus* species in Adriatic Sea. Such high longevity (> 20 years) is not uncommon for Sparidae family since only *Sparus aurata* (Linnaeus, 1758) in Adriatic Sea, for example, can have a life span of 22 years or maybe even more (Kraljević et al., 1998).

In recent investigations, Cetinić et al. (2002) recorded that *Diplodus puntazzo* represent only 0.40% (1.16% of total weight) of catches in tramata fishing, ranged from 12.3 to 34.5 cm (mean value 21.1 ± 0.19 cm) with a mode of 18 cm. Moreover, the spawning period of sharpsnout seabream is in period from August to October and length at first maturity according to the previously mentioned study is 22.6 cm for females and 21.8 cm for males (Cetinić et al., 2002). In our investigation, the mode of total sample was at 23 cm, and therefore up then length of first maturity for males and females. This fact, confirmed in some manner non-damaging effect of tramata fishing on *D. puntazzo*, but non-harmful effect of this gear is still has to be analysed. Also, according to our results, 3.5% individuals were immature while 24.1% were in potentially immature age classes, showing that "ludar" could be in or little out of border to be considered as non harmful fishing gear for *D. puntazzo*. Moreover, tramata is operating during the

spawning season and the most fecund and larger females are removed, and they have to be protected as well.

As catches from commercial "tramata" fishing not include a significant part of undersized *D. puntazzo*, analysis of size selectivity and mortality rates should be taken with caution, because without taking into account the catches of this species for all gears presently in use, results may be biased. Particularly, the low values of fishing mortality may give a wrong interpretation about "healthy stock". It is more realistically that due its relatively high commercial value, *D. puntazzo* appears to be under some fishing pressure, not yet sufficiently quantified.

The protection of juveniles and their habitats is probably a key factor for the sustainability of these resources. Juveniles of *D. puntazzo* settled from ichthyoplankton at the end of November to shallow coves and stay there until the end of next summer (Vigliola & Harmelin-Vivien, 2001; Matic-Skoko et al., 2007a, in press). Moreover, *D. puntazzo* have displayed the most intensive growth in that period (Matic-Skoko et al., 2007a, in press). Thus, control of fish landings and continued monitoring in the temperate coastal environments are very important and necessary for sustainable fisheries of *D. puntazzo*.

Acknowledgements

The authors gratefully acknowledge the help of professional fishermen that have licences for "tramata fishing" in collecting material for this study. Also, we want to thank our Ministry of Science, Education and Sports for financial support.

References

- Abellan E. & Garcia-Alcazar A. 1995.** Pre-growaut and growaut experiences with white seabream (*Diplodus sargus*, Linnaeus, 1758) and sharpsnout seabream (*Diplodus puntazzo*, Cetti, 1977). In: *Proceedings of the CIHEAM Network on Tehnology of Aquaculture in the Mediterranean* (M. Lasram ed.). University of Montpellier, Montpellier.
- Bauchot M.L. & Hureau J.C. 1986.** Sparidae. In: *Check-list of the Fishes of the Eastern Tropical Atlantic*. Clófeta II. (J.C. Hureau, C. Karrer, A. Post & L.Saldanha eds), pp. 790-812. UNESCO: Paris.
- Beamish R.J. & Fournier D.A. 1981.** A method for comparing the precision of a set of age determination. *Canadian Journal of Fish and Aquatic Science*, **38**: 982-983.
- Beverton R.J.H. & Holt S.J. 1957.** *On the dynamics of exploited fish populations*. Fishery Investigations. Ministry of Agriculture, Fishery and Food, Great Britain. 533 pp.
- Cetinić P. & Pallaoro A. 1993.** Eksploatacijske karakteristike, važnost i ocjena utjecaja ribolova pomoću tramate. *Pomorski zbornik*, **31**: 605-625 (in Croatian).
- Cetinić P., Soldo A., Dulčić J. & Pallaoro A. 2002.** Specific

- method of fishing for Sparidae species in the eastern Adriatic. *Fisheries Research*, **55**: 131-139.
- Chang W.B. 1982.** A statistical method for evaluating the reproducibility of age determinations. *Canadian Journal of Fish and Aquatic Science*, **39**: 1208-1210.
- Divanach P., Kentouri M., Charalambakis G., Pouget F. & Steriotti A. 1993.** Comparison of growth performance of six Mediterranean fish species reared under intensive farming conditions in Crete (Greece) in raceways with the use of self-feeders. In: *European Aquaculture Society, Special Publication no. 18*. (G. Barnabe & P. Kestemont, eds.). Kluwer Academic Publishers: Gent.
- Domínguez-Seoane R., Pajuelo J.G., Lorenzo J.M. & Ramos A.G. 2006.** Age and growth of the sharpnose seabream *Diplodus puntazzo* (Cetti, 1777) inhabiting the Canarian archipelago, estimated by reading otoliths and by backcalculation. *Fisheries Research*, **81**: 142-148.
- Dulčić J. & Kraljević M. 1996.** Growth of the black sea bream, *Spondyllosoma cantharus* (L.) in the eastern middle Adriatic. *Archive of Fishery and Marine Research*, **44**: 279-293.
- Gatland P. 1995.** Growth of *Puntazzo puntazzo* in cages in Selonda Bay, Corinthos, Greece. In: *Proceedings of the CIHEAM Network on Technology of Aquaculture in the Mediterranean* (M. Lasram ed). University of Montpellier: Montpellier.
- Garcia-Rubies A. & Macpherson E. 1995.** Substrate use and temporal pattern of recruitment in juveniles fishes of the Mediterranean littoral. *Marine Biology*, **124**: 35-42.
- Gonçalves J.M.S., Bentes L., Coelho R., Correia C., Lino P.G., Monteiro P., Ribeiro J. & Erzini K. 2003.** Age and growth, maturity, mortality and yield-per-recruit for two banded bream (*Diplodus vulgaris* Geoffr.) from the south coast of Portugal. *Fisheries Research*, **62**: 349-359.
- Gordoa A. & Moli B. 1997.** Age and growth of the sparids *Diplodus vulgaris*, *D. sargus* and *D. annularis* in adult populations and the differences in their juvenile growth patterns in the north-western Mediterranean Sea. *Fisheries Research*, **33**: 123-129.
- Jardas I. 1996.** *Jadranska ihtiofauna*. Školska knjiga: Zagreb. 553 pp. (in Croatian).
- Jardas I., Cetinić P., Pallaoro A., Dulčić J. & Kraljević M. 1998.** Sparidae in catches of the coastal fishing gears in the Eastern Adriatic Sea. *Rapports du Commission internationale pour l'exploration de la Mer Méditerranée*, **35**: 450-451.
- Jearld A. 1983.** Age determination. In: *Fisheries Techniques* (L.A. Nielsen & D.L. Johnson eds). American Fisheries Society: Bethesda.
- Kallianiotis A., Torre M. & Argyri A. 2005.** Age, growth, mortality, reproduction, and feeding habits of the striped sea bream, *Lithognathus mormyrus* (Pisces: Sparidae), in the coastal waters of the Thracian Sea, Greece. *Scientia Marina*, **69**: 391-404.
- Katavić I., Grubisić L. & Skakelja N. 2000.** Growth performance of pink *Dentex* as compared to four other sparids reared in marine cages in Croatia. *Aquaculture International*, **8**: 455-461.
- Kimura M. 1980.** A simple method for estimating evolutionary rate of base substitutions through comparative studies of nucleotide sequences. *Journal of Molecular Evolution*, **16**: 111-120.
- Kraljević M. 1995.** *Rast komarĀe, Sparus aurata L., i pica, Diplodus puntazzo Cetti, u divljim i kontroliranim uvjetima*. Thesis, University of Zagreb, Zagreb. 157 pp (in Croatian).
- Kraljević M., Dulčić J., Cetinić P. & Pallaoro A. 1996.** Age, growth and mortality of the striped sea bream, *Lithognathus mormyrus* L., in the northern Adriatic. *Fisheries Research*, **28**: 361-370.
- Kraljević M., Dulčić J. & Tudor M. 1998.** Growth parameters of the gilt-head sea bream *Sparus aurata* L. in the eastern Adriatic (Croatia waters). *Periodicum Biologorum*, **100**: 87-91.
- Lorenzo J.M., Pajuelo J.G., Méndez-Villamil M., Coca J. & Ramos A.G. 2002.** Age, growth, reproduction and mortality of the striped sea bream, *Lithognathus mormyrus* (Pisces, Sparidae), off the Canary Islands (Central-East Atlantic). *Journal of Applied Ichthyology*, **18**: 204-209.
- Matić-Skoko S., Kraljević M., Dulčić J., Pallaoro A. & Lucić D. 2007a.** Growth of juvenile sharpnose seabream, *Diplodus puntazzo* (Teleostei: Sparidae) in the Kornati Archipelago, eastern Adriatic Sea. *Vie et Milieu*, in press.
- Matić-Skoko S., Kraljević M., Dulčić J. & Jardas I. 2007b.** Age and growth, maturity, mortality and yield-per-recruit for annular sea bream (*Diplodus annularis* L.) from the eastern Adriatic Sea. *Journal of Applied Ichthyology*, **23**: 152-157.
- Méndez-Villamil M., Pajuelo J.G., Lorenzo J.M., Coca J. & Ramos A.G. 2001.** Age and growth of the salema, *Sarpa salpa* (Osteichthyes, Sparidae), off the Canary Islands (East-central Atlantic). *Archive of Fishery and Marine Research*, **49**: 139-148.
- Morales-Nin B. 1989.** Growth determination of tropical fish by means of otolith interpretation and length frequency analysis. *Aquatic Living Resources*, **2**: 241-254.
- Pajuelo J.G. & Lorenzo J.M. 1999.** Life history of the black seabream, *Spondyllosoma cantharus*, off the Canary Islands, central-east Atlantic. *Environmental Biology of Fish*, **54**: 325-336.
- Pajuelo J.G. & Lorenzo J.M. 2002a.** Age and growth of the annular seabream, *Diplodus annularis* (Pisces: Sparidae), from the Canarian archipelago (central-east Atlantic). *Ciencias Marinas*, **28**: 1-11.
- Pajuelo J.G. & Lorenzo J.M. 2002b.** Growth and age estimation of *Diplodus sargus cadenati* (Sparidae) off the Canary Islands. *Fisheries Research*, **59**: 93-100.
- Pajuelo J.G. & Lorenzo J.M. 2003.** The growth of the common two-banded seabream, *Diplodus vulgaris* (Teleostei, Sparidae), in Canarian waters, estimated by reading otoliths and by back-calculation. *Journal of Applied Ichthyology*, **19**: 79-83.
- Pallaoro A., Cetinić P., Dulčić J., Jardas I. & Kraljević M. 1998.** Biological parameters of the saddlehead bream *Oblada melanura* in the eastern Adriatic. *Fisheries Research*, **38**: 199-205.
- Petrakis G. & Stergiou K.I. 1997.** Size selectivity of diamond and square mesh codends for four commercial Mediterranean fish species. *ICES Journal of marine Science*, **54**: 13-23.
- Planes S., Macpherson E., Biagi F., Garcia-Rubies A., Harmelin J., Harmelin-Vivien M., Jouvenel J.Y., Tunesi L., Vigliola L. & Galzin R. 1999.** Spatio-temporal variability in growth of juvenile sparid fishes from the Mediterranean littoral

- zone. *Journal of the Marine Biology Association of the United Kingdom*, **79**: 137-143.
- Suau P. 1970.** Contribución al estudio de la biología *Lithognathus* (= *Pagellus*) *mormyrus* L. (Peces espáridos). *Investigacion Pesquera*, **34**: 237-265.
- Vigliola L. 1997.** Validation of daily increment formation in otoliths for three *Diplodus* species in the Mediterranean Sea. *Journal of Fish Biology*, **51**: 349-360.
- Vigliola L., Harmelin-Vivien M.L., Biagi F., Galzin R., Garcia-Rubies A., Harmelin J.G., Jouvenel J.Y., Le Direach-Boursier L., Macpherson E. & Tunesi L. 1998.** Spatial and temporal patterns of settlement among sparid fishes of the genus *Diplodus* in the northwestern Mediterranean. *Marine Ecology Progress Series*, **168**: 45-56.
- Vigliola L., Harmelin-Vivien M.L. & Meekan M.G. 2000.** Comparison of techniques of back-calculation of growth and settlement marks from the otoliths of three species of *Diplodus* from the Mediterranean Sea. *Canadian Journal of Fisheries and Aquatic Sciences*, **57**: 1291-1299.
- Vigliola L. & Harmelin-Vivien M. 2001.** Post-settlement ontogeny in three mediterranean reef fish species of the genus *Diplodus*. *Bulletin of Marine Science*, **68**: 271-286.