

Age of Information Under Random Updates

Clement Kam, Sastry Kompella
Information Technology Division
Naval Research Laboratory
Washington, DC

Anthony Ephremides
Electrical and Computer Engineering Department
University of Maryland
College Park, MD

Abstract—We consider the system where a source randomly generates status update messages and transmits them via a network cloud to the intended destination. These update message can take different times to traverse the network, which we model as exponential service times, and may result in packets reaching the destination out of order, rendering some of the earlier transmissions obsolete. We analyze the status update age for such a system, and show that it tracks well with simulation results.

I. INTRODUCTION

The need for real-time status updates in an increasingly ubiquitous connectivity environment is recognized in [1], in which a new metric called the *status update age* has been defined. Status updates are periodic messages that are generated by a source, such as a sensor, in order to convey the current state of a measurement or observation. In commercial applications, these can include but are not limited to environmental sensing data [2], vehicular sensor measurements [3], etc. While real-time status updating has become increasingly popular in commercial applications fueled by the explosion of portable devices, such status update messages have been commonplace in military applications in the form of blue force tracking [4], telemetry data etc., and more recently cooperative spectrum sensing applications [5]. In such systems the status update age of a message can be loosely defined as the duration between the time of observation at the destination (of the current status) and the time at which that particular packet was originally generated at the source. These packets may contain individual measurements or observations, or sometimes a collection of measurements and/or observations can be aggregated into a single packet, especially if they are required to reach a common destination.

In this paper, we consider a system in which a source generates time-stamped status update messages that are transmitted through a cloud-based communication system to a monitor as shown in Figure 1. However, due to various reasons, the source is limited in its ability to transmit at will, and can only generate the current information in a random fashion. For example, this could be due to limited battery resources in a sensor node that relies on energy harvesting for continued operation, or because of an application-specific feature that requires a random sampling of data. Once generated, the source can immediately transmit this update message without needing to buffer it in a queue. Ideally, we would like the destination to receive the status updates in the order that they

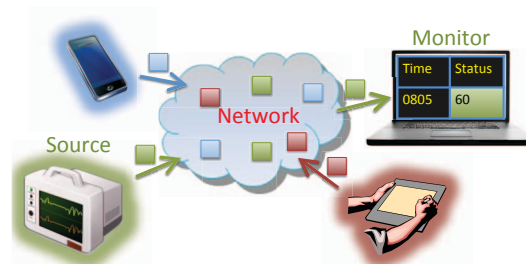


Fig. 1. Cloud-based real-time status updating system (green) with competing traffic (blue/red).

were generated. However, that may not be possible if the source and destination are separated by a network cloud, and the update packets are routed through the network via multiple paths to the destination, resulting in varying packet delivery times.

An example of the evolution of the status update age in such a system is shown in Figure 2, where the time average of the status updates is the normalized area under the sawtooth waveform. In most cases, the update packets are received by the destination in the same order as they were transmitted from the source. However, as explained earlier, because of the randomness in the packet delivery times, there is a chance that a packet, e.g., packet 3 which is generated at time t_3 , may complete service after a packet generated in the future, e.g., packet 4 which reaches the destination at $\tau_4 < \tau_3$. In such a case, the status age is updated when packet 4 is received at the destination, but is unaffected when packet 3 is finally received at τ_3 . Calculating the average status age in the presence of such out-of-order packet receptions creates new challenges when compared to [1], [6], and even then provides only a piece of the puzzle.

The computation of the average status update age opens up a whole new set of interesting questions, most importantly, *how does one maintain the freshness of information at the receiver, and what are the levers of control we can use to affect it?* While intuition suggests that this can be achieved by making the source generate updates more rapidly, this could lead to increased congestion in the network and increase the chances of out-of-order packet reception at the destination. Note that every time a packet overtakes one or more previously generated packets, it results in wasted resources. However, minimizing out-of-order receptions alone could lead to outdated status information at the destination. Therefore,

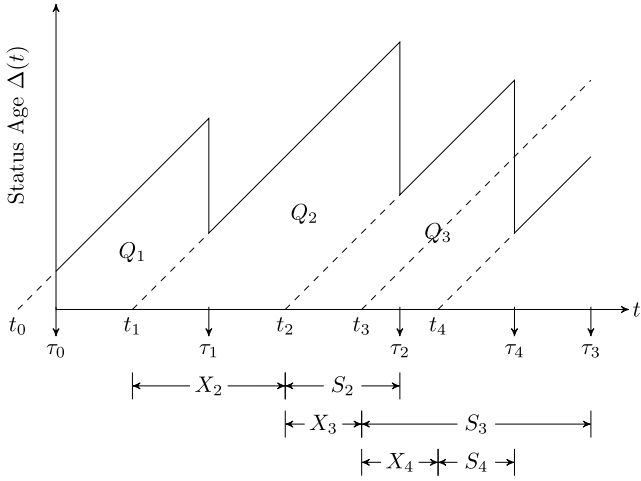


Fig. 2. Evolution of status update age.

this problem offers a rich set of possible options towards simultaneously reducing wastage of resources and minimizing the average age of information, which will be our focus for future work.

The remainder of the paper is organized as follows. In Section II, we formalize the definition of our system model, then in Section III we present some useful building blocks related to the system, which we use to derive the status age in Section IV and present some numerical results. Finally, we make some concluding remarks in Section V.

II. SYSTEM MODEL

We now define a system in which a source transmits packets through a network cloud to a remote destination. At transmission time, the source transmits a packet containing the current information, so there is no aging of information from waiting in a packet queue. As denoted in Figure 2, transmissions occur at times t_0, t_1, \dots , and receptions at the destination occur at times τ_0, τ_1, \dots .

We call the time between transmissions the interarrival time $X_a, a = 1, 2, \dots$, which is equal to $t_a - t_{a-1}$. The interarrival times are modeled as random, so the source does not have control over the exact times at which it can transmit updates. In our setup, the X_a 's are i.i.d. exponential random variables with rate λ .

We call the time spent in the network the service time $S_a, a = 1, 2, \dots$, which is equal to $\tau_a - t_a$. For each interarrival time X_a , the service time S_a that immediately follows is modeled as exponential with rate μ , and all the S_a 's are i.i.d. and independent of the X_a 's. We consider this to be a simplified model of the random delay due to routing through the network cloud, which is a result of various phenomena such as changing link states, competing data traffic, and other network dynamics.

We assume that packets enter the cloud instantaneously at each transmission time. Due to the randomness of the service times, packets are not necessarily received at the destination in the order in which they are transmitted, as noted in the introduction. Some packets that arrive out of order are useless

to the receiver since they do not provide newer information. As a result, the receiver does not update the status for every packet received, which complicates the calculation of the status age.

Definitions. We define the *status age* $\Delta(t)$ as in [1], where the age at time t is $\Delta(t) = t - u(t)$, where $u(t)$ is the timestamp of the most recent information at the receiver as of time t . In our system, the timestamp coincides with the transmission time of the packet. Given this definition, we can see that the status age increases linearly with t but is reset to a smaller value with each packet received that contains newer information, resulting in the sawtooth pattern shown in Figure 2.

We define an *informative* packet as a packet received at the destination that provides newer information than what has been received up to that time. For example, in Figure 2, we say that packet 2 is an informative packet because it is received before packets 3, 4, and all future packets ($\tau_2 < \min(\tau_3, \tau_4, \dots)$). However, as noted in the introduction, packet 3 is not considered informative since it is received after packet 4 ($\tau_3 > \tau_4$). In terms of X_a 's and S_a 's, the condition for a packet m being an informative packet is $S_m < \min_r \left(S_r + \sum_{a=m+1}^r X_a \right)$, where $r = m+1, m+2, \dots$.

We say that a packet p is rendered *obsolete* if some packet q transmitted after p (i.e., $t_q > t_p$) is received at the destination first (i.e., $\tau_q < \tau_p$), e.g., packet 4 renders packet 3 obsolete. An informative packet is one that is not rendered obsolete.

III. BUILDING BLOCKS

Before we compute the status age for this system, we first derive some useful building blocks, such as the probability that a packet is an informative packet, the probability that a packet renders the previous n packets obsolete, and some statistics about the service times and interarrival times conditioned on these events.

A. Conditional Probability of a Packet Being Informative

First we compute the probability that a packet m is an informative packet, given that its service time is s_m and the interarrival times of future packets are x_{m+1}, x_{m+2}, \dots . Let $E_1(m)$ be the event that a packet m is an informative packet, and let $\mathbf{X}_a^{a+b} = [X_a, X_{a+1}, \dots, X_{a+b}]$. Then $E_1(m)$ conditioned on its service time S_m and the future interarrival times \mathbf{X}_{m+1}^∞ is given by

$$\begin{aligned} & \Pr\{E_1(m) | S_m = s_m, \mathbf{X}_{m+1}^\infty = \mathbf{x}_{m+1}^\infty\} \\ &= \Pr\left\{ \bigcap_{r=1}^{\infty} \left\{ S_{m+r} > \left(s_m - \sum_{k=1}^r x_{m+k} \right) \right\} \right\} \\ &= \prod_{r=1}^{\infty} \left(e^{-\mu(s_m - \sum_{k=1}^r x_{m+k})} \mathbb{1} \left\{ s_m > \sum_{k=1}^r x_{m+k} \right\} \right. \\ & \quad \left. + \mathbb{1} \left\{ s_m < \sum_{k=1}^r x_{m+k} \right\} \right) \end{aligned}$$

$$\begin{aligned}
 &= \mathbb{1}\{s_m < x_{m+1}\} + \sum_{r=1}^{\infty} \left(e^{-\mu(rs_m - \sum_{k=1}^r (r-k+1)x_{m+k})} \right. \\
 &\quad \left. \cdot \mathbb{1}\left\{ \sum_{k=1}^r x_{m+k} < s_m < \sum_{k=1}^{r+1} x_{m+k} \right\} \right) \quad (1)
 \end{aligned}$$

where $\mathbf{x}_a^{a+b} = [x_a, x_{a+1}, \dots, x_{a+b}]$ and $\mathbb{1}\{A\} = 1$ when the Boolean expression A is true, otherwise $\mathbb{1}\{A\} = 0$.

B. Conditional Probability of a Packet Rendering the Previous n Packets Obsolete

Now assuming that there have been at least $n+1$ packets transmitted in the past, we let $E_2(n)$ be the event that the current packet renders exactly n of the previous packets obsolete (i.e., the packet transmitted before the previous n packets is an informative packet). For example, in Figure 2, packet 4 renders exactly 1 packet obsolete, meaning packet 2 is an informative packet and packet 3 is rendered obsolete. We first find the probability of this event conditioned on S_m and \mathbf{X}_{m-n}^m :

$$\begin{aligned}
 &\Pr\{E_2(n)|S_m = s_m, \mathbf{X}_{m-n}^m = \mathbf{x}_{m-n}^m\} \\
 &= \Pr\left\{ \left(S_{m-n-1} < s_m + \sum_{k=0}^n x_{m-k} \right) \right. \\
 &\quad \left. \cap \left\{ \bigcap_{\tilde{n}=0}^{n-1} \left[s_{m-\tilde{n}-1} > s_m + \sum_{k=0}^{\tilde{n}} x_{m-k} \right] \right\} \right\} \\
 &= (1 - e^{-\mu(s_m + \sum_{k=0}^n x_{m-k})}) \prod_{\tilde{n}=0}^{n-1} e^{-\mu(s_m + \sum_{k=0}^{\tilde{n}} x_{m-k})} \\
 &= e^{-\mu n s_m} e^{-\mu \sum_{k=1}^n k x_{m-n+k}} \\
 &\quad - e^{-\mu(n+1)s_m} e^{-\mu \sum_{k=1}^{n+1} k x_{m-n+k-1}}. \quad (2)
 \end{aligned}$$

Averaging over the \mathbf{x}_{m-n}^m , we then get the probability conditioned on S_m :

$$\begin{aligned}
 \Pr\{E_2(n)|S_m = s_m\} &= \frac{\lambda^n}{\prod_{k=1}^n (\lambda + k\mu)} \\
 &\quad \cdot \left(e^{-\mu n s_m} - \frac{\lambda}{\lambda + (n+1)\mu} e^{-\mu(n+1)s_m} \right). \quad (3)
 \end{aligned}$$

C. Probability of an Informative Packet Rendering Previous n Packets Obsolete

Having computed conditional probabilities of $E_1(m)$ and $E_2(n)$, we will use them to compute the intersection of the two events. We note that $\{E_1(m)|S_m = s_m, \mathbf{X}_{m+1}^\infty = \mathbf{x}_{m+1}^\infty\}$ is independent of the \mathbf{X}_{m-n}^m , so averaging the probability of $E_2(n)$ over \mathbf{X}_{m-n}^m as in (3) is valid prior to computing the probability of their intersection. We also note that $\Pr\{E_2(n)|S_m = s_m\}$ consists of two terms with $e^{-\mu n s_m}$ and $e^{-\mu(n+1)s_m}$. For the first term, we average $\Pr\{E_1(m)|S_m = s_m, \mathbf{X}_{m+1}^\infty = \mathbf{x}_{m+1}^\infty\} \cdot e^{-\mu n s_m}$ over s_m :

$$\begin{aligned}
 &\int_0^\infty \Pr\{E_1(m)|S_m = s_m, \mathbf{X}_{m+1}^\infty = \mathbf{x}_{m+1}^\infty\} e^{-\mu n s_m} f_S(s_m) ds_m \\
 &= \frac{1}{n+1} (1 - e^{-\mu(n+1)x_{m+1}}) \\
 &\quad + \sum_{r=1}^{\infty} \left(\frac{1}{n+r+1} (1 - e^{-\mu(n+r+1)x_{m+r+1}}) \right. \\
 &\quad \left. \cdot e^{-\mu \sum_{k=1}^r (n+k)x_{m+k}} \right).
 \end{aligned}$$

We then average over \mathbf{x}_{m+1}^∞ to obtain the expression

$$\begin{aligned}
 &\frac{1}{n+1} \left(1 - \frac{\lambda}{\lambda + (n+1)\mu} \right) + \sum_{r=1}^{\infty} \frac{1}{n+r+1} \\
 &\quad \cdot \left(1 - \frac{\lambda}{\lambda + (n+r+1)\mu} \right) \frac{\lambda^r}{\prod_{k=1}^r (\lambda + (n+k)\mu)}. \quad (4)
 \end{aligned}$$

We repeat the process for the $e^{-\mu(n+1)s_m}$ which corresponds to the second term in (3), which turns out to be equal to the summation in (4). Therefore, the summation is canceled out, and the overall probability is thus given by

$$\Pr\{E_1(m) \cap E_2(n)\} = \frac{\lambda^n \mu}{\prod_{k=1}^{n+1} (\lambda + k\mu)}. \quad (5)$$

For brevity, we will let the event $\mathcal{E}(n) \triangleq E_1(m) \cap E_2(n)$, since the steady-state probability of the event does not depend on m .

D. Conditional Mean of S_m

To compute the status age, we will need the statistics of the S_a 's and X_a 's conditioned on the event $\mathcal{E}(n)$. We first focus on the conditional mean of S_m , the service time for informative packets. To derive the conditional mean $E[S_m|\mathcal{E}(n)]$, we first find the conditional probability

$$\begin{aligned}
 &f_{S|\mathcal{E}(n)}\{s_m|\mathcal{E}(n)\} \\
 &= \frac{\Pr\{\mathcal{E}(n)|S_m = s_m\} f_S(s_m)}{\Pr\{\mathcal{E}(n)\}} \\
 &= \frac{f_S(s_m)}{\Pr\{\mathcal{E}(n)\}} \int \Pr\{\mathcal{E}(n)|S_m = s_m, \mathbf{X}_{m+1}^\infty = \mathbf{x}_{m+1}^\infty\} \\
 &\quad \cdot f_{\mathbf{X}}(\mathbf{x}_{m+1}^\infty) d\mathbf{x}_{m+1}^\infty
 \end{aligned}$$

from Bayes' theorem. We can compute $\Pr\{\mathcal{E}(n)|S_m = s_m, \mathbf{X}_{m+1}^\infty = \mathbf{x}_{m+1}^\infty\}$ by taking the product of (1) and (3). Then we can compute the expected value

$$\begin{aligned}
 E[S_m|\mathcal{E}(n)] &= \int_0^\infty s_m f_{S|\mathcal{E}(n)}\{S_m = s_m|\mathcal{E}(n)\} ds_m \\
 &= \frac{1}{\Pr\{\mathcal{E}(n)\}} \int \int_0^\infty s_m \Pr\{\mathcal{E}(n)|S_m = s_m, \\
 &\quad \mathbf{X}_{m+1}^\infty = \mathbf{x}_{m+1}^\infty\} f_S(s_m) ds_m f_{\mathbf{X}}(\mathbf{x}_{m+1}^\infty) d\mathbf{x}_{m+1}^\infty.
 \end{aligned}$$

We integrate over the s_m before integrating over the \mathbf{x}_{m+1}^∞ , finally yielding

$$E[S_m|\mathcal{E}(n)] = \frac{1}{\lambda + (n+1)\mu} \left(1 + \frac{\lambda}{\lambda + (n+2)\mu} \right).$$

E. *Conditional Expectations of $\sum_{k=m-n}^m X_k$, $\sum_{k=m-n}^m X_k^2$, $\sum_{j=m-n}^m \sum_{k=j+1}^m X_j X_k$*

In this section, we solve for a variety of conditional expectations related to \mathbf{X}_{m-n}^m . To do so, we must first derive the conditional pdf:

$$\begin{aligned} f_{\mathbf{X}|\mathcal{E}(n)}\{\mathbf{x}_{m-n}^m|\mathcal{E}(n)\} &= \frac{\Pr\{\mathcal{E}(n)|\mathbf{X}_{m-n}^m = \mathbf{x}_{m-n}^m\}f_{\mathbf{X}}(\mathbf{x}_{m-n}^m)}{\Pr\{\mathcal{E}(n)\}} \\ &= \frac{f_{\mathbf{X}}(\mathbf{x}_{m-n}^m)}{\Pr\{\mathcal{E}(n)\}} \int \int_0^\infty \Pr\{\mathcal{E}(n)|S_m = s_m, \mathbf{X}_{m-n}^\infty = \mathbf{x}_{m-n}^\infty\} \\ &\quad \cdot f_S(s_m)ds_m f_{\mathbf{X}}(\mathbf{x}_{m+1}^\infty)d\mathbf{x}_{m+1}^\infty. \end{aligned}$$

We can compute $\Pr\{\mathcal{E}(n)|S_m = s_m, \mathbf{X}_{m-n}^\infty = \mathbf{x}_{m-n}^\infty\}$ by taking the product of (1) and (2). After averaging out the S_m and \mathbf{X}_{m+1}^∞ , we get the result

$$\begin{aligned} f_{\mathbf{X}|\mathcal{E}(n)}\{\mathbf{x}_{m-n}^m|\mathcal{E}(n)\} &= \frac{\lambda^n \mu}{\prod_{k=1}^{n+1}(\lambda + k\mu)} \\ &\quad \cdot \left[\left(\frac{\mu}{\lambda + (n+1)\mu} + \sigma(n) \right) e^{-\mu \sum_{k=0}^{n-1} (n-k)x_{m-k}} \right. \\ &\quad \left. - \left(\frac{\lambda + (n+1)\mu}{\lambda} \sigma(n) \right) e^{-\mu \sum_{k=0}^n (n-k+1)x_{m-k}} \right] \end{aligned}$$

where

$$\begin{aligned} \sigma(n) &= \sum_{r=1}^{\infty} \left[\frac{\lambda^r}{(n+r+1) \prod_{k=1}^r (\lambda + (n+k)\mu)} \right. \\ &\quad \left. \cdot \left(1 - \frac{\lambda}{\lambda + (n+r+1)\mu} \right) \right]. \end{aligned}$$

To find the conditional sum of means, we compute

$$\begin{aligned} E \left[\sum_{k=m-n}^m X_k \middle| \mathcal{E}(n) \right] &= \int \sum_{k=m-n}^m X_k f_{\mathbf{X}|\mathcal{E}(n)}\{\mathbf{X}_{m-n}^m = \mathbf{x}_{m-n}^m|\mathcal{E}(n)\} d\mathbf{x}_{m-n}^m \\ &= \sum_{k=0}^n \frac{1}{\lambda + k\mu} + \frac{n+1}{\lambda} \sigma(n). \end{aligned}$$

The conditional sum of second moments can be similarly derived:

$$\begin{aligned} E \left[\sum_{k=m-n}^m X_k^2 \middle| \mathcal{E}(n) \right] &= \sum_{k=0}^n \frac{2}{(\lambda + k\mu)^2} + \frac{2(n+1)}{\lambda^2} \left(1 + \frac{\lambda}{\lambda + (n+1)\mu} \right) \sigma(n). \end{aligned}$$

Lastly, the conditional sum of crossterms can also be derived to obtain

$$\begin{aligned} E \left[\sum_{j=m-n}^{m-1} \sum_{k=j+1}^m 2X_j X_k \middle| \mathcal{E}(n) \right] &= \sum_{j=0}^{n-1} \sum_{k=j+1}^n \frac{2}{(\lambda + j\mu)(\lambda + k\mu)} + \frac{(n+1)\sigma(n)}{\lambda} \sum_{k=1}^n \frac{2}{\lambda + k\mu}. \end{aligned}$$

F. *Probability of Packet Becoming Obsolete*

Finally, we are interested in knowing what percentage of packets transmitted become obsolete, which is an indicator of resources that are wasted on non-informative packets. We can easily find the probability of a packet becoming obsolete as

$$\begin{aligned} 1 - \Pr\{E_1(m)\} &= \frac{\rho}{\rho + 1} - \sum_{r=1}^{\infty} \frac{\rho^r}{(r+1) \prod_{k=1}^r (\rho + k)} \\ &\quad \cdot \left(1 - \frac{\rho}{\rho + r + 1} \right) \end{aligned}$$

where the utilization $\rho = \lambda/\mu$. The probability of packets becoming obsolete is solely a function of the system utilization.

IV. STATUS AGE UNDER RANDOM UPDATES

A. *Status Age Computation*

Now that we have computed the expressions for the building blocks relating to the event $\mathcal{E}(n)$ and the X_a 's and S_a 's, we can now compute the average status age for our system. Similar to the approach in [1], we express the age by computing the total area of the trapezoids Q_1, Q_2, \dots in Figure 2 divided by the time elapsed \mathcal{T} . In our case, the difference is that we have one trapezoid per informative packet, rather than one for every packet transmitted, as in [1]. Here, the bottom edges of the trapezoids can consist of multiple interarrival times due to some packets being rendered obsolete, rather than one interarrival time per trapezoid. We ignore the pieces of the trapezoidal areas that lie outside the edges of the time window, since they disappear in the limit as the window length \mathcal{T} approaches infinity. The average age over \mathcal{T} can be expressed as

$$\begin{aligned} \Delta_{\mathcal{T}} &= \frac{1}{\mathcal{T}} \sum_{d=1}^{\mathcal{D}(\mathcal{T})} \frac{1}{2} \left[\left(S_d + \sum_{p=d-n_d}^d X_p \right)^2 - S_d^2 \right] \\ &= \frac{1}{\mathcal{T}} \sum_{d=1}^{\mathcal{D}(\mathcal{T})} \frac{1}{2} \left[\left(\sum_{p=d-n_d}^d X_p \right)^2 + 2S_d \left(\sum_{p=d-n_d}^d X_p \right) \right] \\ &= \frac{\mathcal{D}(\mathcal{T})}{\mathcal{T}} \frac{1}{\mathcal{D}(\mathcal{T})} \sum_{d=1}^{\mathcal{D}(\mathcal{T})} \frac{1}{2} \left[\sum_{p=d-n_d}^d X_p^2 \right. \\ &\quad \left. + \sum_{p=d-n_d}^{d-1} \sum_{q=p+1}^d 2X_p X_q + 2S_d \left(\sum_{p=d-n_d}^d X_p \right) \right] \end{aligned}$$

where $\mathcal{D}(\mathcal{T})$ is the number of informative packets, and n_d is the number of packets prior to the informative packet d that are rendered obsolete. If we let \mathcal{T} go to infinity, the age is given by

$$\begin{aligned} \Delta &= \lambda \frac{1}{2} \sum_{n=0}^{\infty} \Pr\{\mathcal{E}(n)\} \left(E \left[\sum_{k=m-n}^m X_k^2 \middle| \mathcal{E}(n) \right] \right. \\ &\quad \left. + E \left[\sum_{j=m-n}^{m-1} \sum_{k=j+1}^m 2X_j X_k \middle| \mathcal{E}(n) \right] \right. \\ &\quad \left. + 2E[S_m|\mathcal{E}(n)]E \left[\sum_{k=m-n}^m X_k \middle| \mathcal{E}(n) \right] \right). \end{aligned}$$

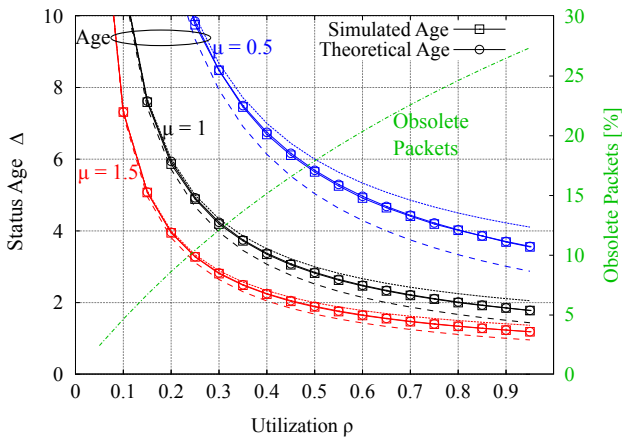


Fig. 3. Status age (for various μ) and % obsolete packets vs. utilization.

Note that λ is not equal to the arrival rate of informative packets $\lim_{\mathcal{T} \rightarrow \infty} \mathcal{D}(\mathcal{T})/\mathcal{T}$, but when λ is combined with $\Pr\{\mathcal{E}(n)\}$, only the informative packets are accounted for.

Finally, after substitution of the terms from the building blocks in previous section, we can express the average status age as

$$\begin{aligned} \Delta = & \lambda \sum_{n=0}^{\infty} \Pr\{\mathcal{E}(n)\} \left[\sum_{j=0}^n \left(\frac{1}{\lambda + j\mu} \right. \right. \\ & \cdot \left. \left. \left(\frac{(n+2)\mu}{(\lambda + (n+1)\mu)(\lambda + (n+2)\mu)} + \sum_{k=j}^n \frac{1}{\lambda + k\mu} \right) \right) \right. \\ & + \frac{(n+1)\sigma(n)}{\lambda} \left(\frac{(n+2)\mu}{(\lambda + (n+1)\mu)(\lambda + (n+2)\mu)} \right. \\ & \left. \left. + \sum_{l=0}^{n+1} \frac{1}{\lambda + l\mu} \right) \right]. \quad (6) \end{aligned}$$

B. Upper and Lower Bounds

We will compare our status age expression with some simple upper and lower bounds. An upper bound for the status age is λ multiplied by the average of the trapezoidal areas for each packet, $\frac{1}{2}[(X_a + S_a)^2 - S_a^2]$, which contains the area under the curve plus some extraneous segments. This bound is given by $\Delta_{UB} = \lambda \left(\frac{E[X^2]}{2} + E[S]E[X] \right) = \frac{1}{\lambda} + \frac{1}{\mu}$.

For the lower bound, we consider altering the service time model such that the new \tilde{S}_a can be no greater than X_{a+1} , the interarrival time of the next packet. This results in trapezoidal areas under the status age curve that are no greater than those for our actual system. By conditioning on the probability that the original S_a is greater than or less than X_{a+1} , we can compute the average trapezoidal area, eventually arriving at the lower bound $\Delta_{LB} = \frac{1}{\lambda} + \frac{1}{\lambda + \mu} - \frac{\lambda\mu}{(\lambda + \mu)^3}$.

C. Numerical Results

We have numerically evaluated our expression for status age (6) for $\mu = 0.5, 1, 1.5$ and plotted the results vs. the system utilization ρ in Figure 3. We have also simulated the system and computed the (simulated) age over 10^5 time units and averaged over multiple trials, and the result is very close to the

numerically-evaluated (theoretical) age. The upper and lower bounds are also included in the figure using dotted/dashed lines for each μ .

We can see that the status age is minimized when the system utilization is increased, since more frequent transmissions leads to more frequent updates in this system model. However, increasing utilization comes at the cost of needless consumption of network resources. Since packets that are obsolete do not contribute to reducing the age, they end up being a waste of resources. We have also plotted in the same figure the percentage of packets that are rendered obsolete (green dotted line, right-hand y-axis), and verified the results via simulation. We see that for high utilization, over 25% of packets are wasting resources. In our future work, we will further investigate this tradeoff between minimizing the status age and needless consumption of resources.

V. CONCLUSION

The age of information for a status updating system through a network cloud is considered in this work. Formulating this system model, with random transmission and service processes, no waiting time, and the possibility of packets arriving out of order, opens up a new set of problems for minimizing the status age. In this work, we have computed the status age for exponential interarrival and service times with constant rates, but the computation is complicated by the out-of-order reception, with some packets having no effect on the status age. We have derived an expression for the status age and verified it by simulation, and we observe that the age decreases with increasing system utilization and service rate, as expected. However, increasing the utilization comes at the cost of increasing wasted resources spent on packets that are rendered obsolete. We plan to extend this work by considering approaches to reduce wastage of resources, as well as considering different models for the service time statistics to account for congestion.

ACKNOWLEDGMENT

This work was supported by the Office of Naval Research.

REFERENCES

- [1] S. Kaul, R. Yates, and M. Gruteser, "Real-time status: How often should one update?" in *Proc. IEEE INFOCOM*, Orlando, FL, Mar. 2012, pp. 2731–2735.
- [2] A. Lindgren, C. Mascolo, M. Loneragan, and B. McConnell, "Seal-2-seal: A delay-tolerant protocol for contact logging in wildlife monitoring sensor networks," in *Proc. Mobile Ad Hoc and Sensor Systems (MASS)*, Atlanta, GA, Oct. 2008, pp. 321–327.
- [3] N. Haddadou, A. Rachedi, and Y. Ghamri-Doudane, "Advanced diffusion of classified data in vehicular sensor networks," in *Proc. International Wireless Communications and Mobile Computing Conference (IWCMC)*, Jul. 2011, pp. 777–782.
- [4] K. Chevli, P. Kim, A. Kagel, D. Moy, R. Pattay, R. Nichols, and A. Goldfinger, "Blue force tracking network modeling and simulation," in *Proc. IEEE Military Communications Conference (MILCOM)*, Oct. 2006, pp. 1–7.
- [5] J.-W. Yao, K.-C. Leung, and V. Li, "A random censoring scheme for cooperative spectrum sensing," in *Proc. IEEE Global Telecommunications Conference (GLOBECOM)*, Dec. 2011, pp. 1–5.
- [6] R. D. Yates and S. Kaul, "Real-time status updating: Multiple sources," in *Proc. IEEE International Symposium on Information Theory (ISIT)*, Cambridge, MA, Jul. 2012, pp. 2666–2670.