

# An Acquiring Different Expression of Human Face Using Neural Network and Som.

Mr. EM.Ashok krishna<sup>1</sup> and Dr. K. Subramani<sup>2</sup>

## Abstract

Emotions take part in a vital task in human being to human being dealings. From past few years there is great improvement in interaction between human and computers in all aspects. So there is the need in understanding the emotion of human face for the computer in several applications. This paper shows acquiring all kind of face expression of human face using neural network and Som. Feature extraction from the image is difficult task such as extraction the checks, eyes, eye brows, nose etc., from the human face so an effective thing is need to extract the feature. The back propagation is used to extract the feature from human face. The mapping of high dimensional space into small dimensional number by grouping all similar elements together is said to be SOM. Here we were using two level of clustering algorithm in Som. The two-level stage forceful SOM are producing prototypes are first level and second level stage we are applying clustering to well performed and very fine accurate compared with proposed clustering method and which reduces the error compared with existing one.

**Keyword :** emotional, SOM, feature extraction ,mapping.

## Introduction

The emotion of the people may vary for different situation with different circumstance. The human sciences contain a collection of journalism on emotion which is bulky, but disjointed. Psychology and linguistics are two main approaches which are relevant to our approach, which is some information from human science. Communication and interaction are vital role in human to human communication and interaction study in perceiving facial emotions has enthralled the human computer interaction surroundings. There has been a growing interest in humanizing all feature of interaction between human being and computers especially in the spot of human emotion identification by watching facial lexis in recent years.

So here we proposing to recognizes all types of emotion of human being such as smile, loud laugh , irritating , disgust , cheerful , fear , angry,joy ,neutral etc .,this can be made with the help of neural network and soc. The face detection and feature extraction is made by using neural network. In order to do the facial emotions. In order to establish the grouping of emotion, collection of face points from arrangements of face profile should be generated. Only with the help of face points the human face emotions are detected.

A successful face recognition attitude depends heavily on the exacting alternative of the facial appearance used by the prototype classifier .The Back-Propagation is the finest known and broadlyworned learning algorithm in preparing multilayer perceptron (MLP). The MLP submit to the set of connections holding of a lay down of sensory units, source nodes that characterize the participationcover, one or more hidden layers of evaluation nodes, and an output layer of duplication nodes. The input signal distributesall the method through the set of connections in a further direction, from left to right and on a layer-by-layerbasis. Back

propagation is a multi-layer feed forward;administer learning network support on gradient decline learning rule. This BPNN make available with computationally efficient technique for varying the weights in feed forward network, with differentiable foundation function units, to learn a preparation set of input-output data. Being a gradient decline method it decrease the totality squared error of the productivitycalculate by the network. The seek is to prepare the net to complete a sense of balanceconnecting the capability to reactproperly to the participationoutlinethat are utilize for instruction and the capability to present good answer to the key in that are similar.

The SOM is used for clustering of data without knowing the input of the class memberships of the data. The som mainly detects the feature and also inherit the all the features in the input image, so they also can be called as SOFM,self organizing feature map. It provides a topology forming and maintains the map unit which is formed from high dimensional space.

Neurons is known as map units which creates the two dimensional lattice. The mapping is said as collecting the high dimensional space onto the plane .the relation between the points are preserved by the mapping this maintain state in the form of relationship is the property of topology. Points that are close toeach one other in the key in space are mapped to close by map thing in the SOM. The SOM as a resulthand round as a gatherevaluatedinstrument of high-dimensional information. So there is generalizing capability in the Som. Generalize capability is that identifying the input in the network or pointing out the input which is present new in the system. A new input is incorporatedthrough the map unit, and this new input will be mapped in the network too.

## 3 Related Works

### 3.1 Featuresof geometrical

The geometrical feature is used in the fields of recognition of human face. According to Kanade feature extraction methods the recognition rate is about 45-75% which is as the 20 people in the data base. The geometric feature is that collecting all the features from the image. By using the features of the image face can be recognized quickly. The extraction of feature in eyes, lips, nose, jaws as the feature from the normal human images.

### 3.2 Eigen faces

High-level identification responsibilities are characteristically reproduction with numerous phases of processing beginning images to surface to three-dimensional reproduction to matched representation. There are many reorganization models which are based on low level, two dimensional image processing. The principle components of original set of trained images are projected as face images in face recognition. The result of Eigen face is obtained by comparing by classification with known individuals. Obviously this is not factual at what time principal component is practical to an absolute face. A variety of head points of reference, balancing, and illumination. Their images become visible matching or else with little difference in facial appearance, facial information, fake, etc. For illumination, direction, and balanced difference their organization attains 96%, 85% and 64% acceptable arrangement likewise.

### 3.3 Template Matching

Template matching technique such as functions by the stage straight correlation of image fragment. Template matching is simply efficient at what time the question metaphors have the same scale, orientation, and illumination as the training images.

### 3.4 Neural Network Approaches

A large amount of the attendance journalism on face detection from side to side neural networks in attendance fallout by means of simply a little quantity of program. For illustration, the primary 50 major mechanism of the metaphors are taken out and concentrated to 5 magnitudes by means of a self-organizing neural network. The consequential illustration is confidential using an average multi-layer perceptron. Good fallout is statement but the record is quite straightforward: the movies are physically associated and there is no illumination difference, revolving, or oriented.

#### Proposed system

##### The Self-Organizing Map

The both natural neural network and artificial neural network map are important parts in information processing systems. Illustration of map in the nervous organization are the visual cortex of retinotopic maps, the auditory cortex of tonotopic maps, and maps beginning the skin on top of the somatosensory cortex. The self-organizing map, or SOM, introduced by Teuvo Kohonen is an unsubstantiated knowledge procedure which becomes skilled at the allotment of a deposit of example exclusive of every division in sequence. A prototype is anticipated from a participation room to a situation in the map - in sequence is implicit as the position of a set in motion join. The SOM is different the majority categorization or clustering procedure in that it makes available a topological arrangement of the lessons. Correspondence in input prototypes is conserved in the productivity of the development. The topological conservation of the SOM procedure creates it especially useful in the classification of data which consist of a large amount of classes. In the local image illustration categorization, for example, there may be a very

large number of classes in which the transition from one class to the next is practically continuous making it difficult to define hard class boundaries.

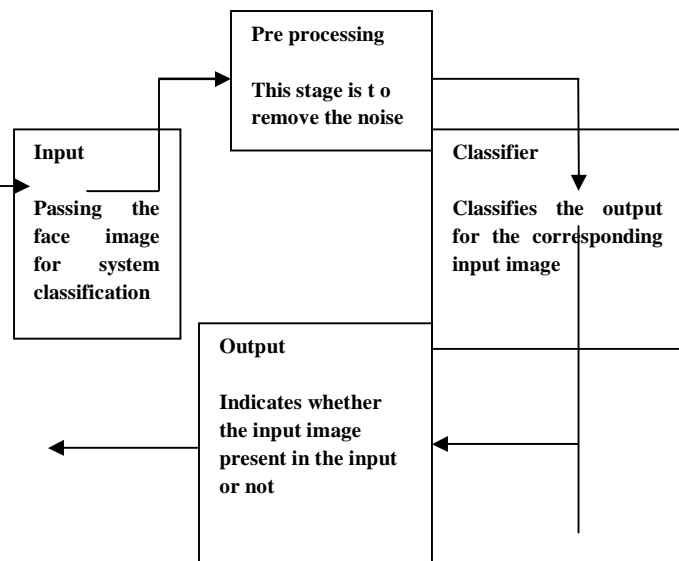


FIG (1)

2D-DCT is computed for each face image and discrete cosine transforms (DCT) coefficients used to form feature vectors. The second stage makes use of a self-organizing map (SOM) with an unproven learning method to categorize vectors interested in collections to distinguish if the subject in the key figure is "present" or "not present" in the image database. Only depend on the classification result output say whether the input image is present or not if the input is classified as present the corresponding image is present else the image is not present if the corresponding image is not in the set of input image. Different and in wide variety of the application uses the discrete cosine transform in various fields. The most common thing for which we use the DCT is for data compression. The DCT has the property that, for a classic image, the majority of the visually important sequence about the picture is determined in immediately a few coefficients. Take out DCT coefficients can be second-hand as a kind of name that is functional for acknowledgment tasks, such as face identification. Face images contain high relationship and unneeded in sequence which reason computational encumber in expressions of handing out speed and recollection consumption. The DCT alters images from the spatial domain to the regularity domain. Since junior frequencies are further visually vital in an image than higher frequencies, the DCT discards high-frequency coefficients and quantizes the residual coefficients. This reduces sequence volume by means of giving up too a large amount of image characteristic.

#### ALGORITHM

The SOM defined as all input space are mapped to form topological ordered set of nodes, normally in the form of lower dimensional space. Figure 2 shows the two dimensional diagram. The reference vector in the input space  $s_i = [\mu_1 \mu_2 \dots \mu_n]^T$  are assigned to the SOM. Through training, each input vector space  $\mu$  is compared with

S, which is used to obtain the location of s. the input vector is get updated with Som. The updated som are specified as  $S_i(t+1) = s_i(t) + h_{ci}(t) [X(t) - s_i(t)]$

t = time for learning.

$h_{ci}$  = neighborhood function

Normally  $h_{ci}(t) = h(\|l_c - l_i\|, t)$  where  $l_c$  and  $l_i$  represents the location of nodes in the output space of the SOM.  $l_c$  is the node which is closest weight vector to input sample s and  $l_i$  ranges of overall nodes in the som output space.

$$h_{ci} = \alpha(t) \exp\left(\frac{\|l_c - l_i\|^2}{2\sigma^2(t)}\right)$$

Where  $\alpha(t)$  is a scalar valued learning rate and  $\sigma(t)$  describes the width of the force. They are normally together monotonically falling by means of instance. The make use of the neighborhood reasonwealth that nodes which are topographically seal in the SOM arrangement are stimulated towards the input prototype the length of with the winning node. This creates a flat effect which leads to a worldwide arranging of the map. Note that  $\sigma(t)$  be supposed to not be abridged too outlying as the map will lose its topographical arrange if neighboring nodes are not efficient the length of with the closest node. The SOM can be careful a non-linear shelf of the probability density,  $p(x)$ .

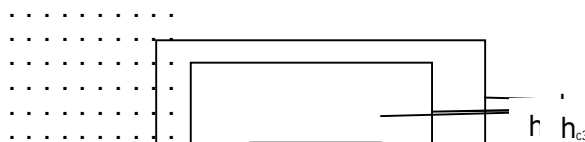


Figure 4: A two-dimensional SOM performing quadrangle area utility which establishes as j and reduces in size to  $h_{ci}(t_3)$  over time.

**Convolutional Networks**

The face reorganization problem from 2-Dimensional image is extremely well ill posed seems to be very difficult. There are so many models which set to the point of training image but it will not work to unseen images. In input image sometimes the training images are not set or enough training value of class

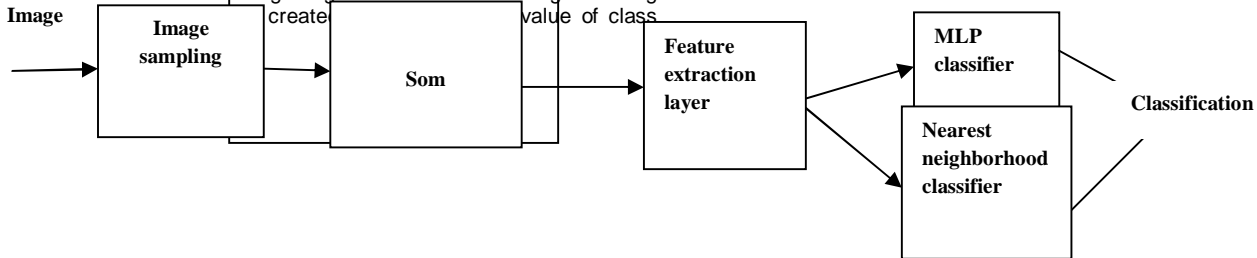


Fig: 3 face reorganization step block diagram

Our classification works as following steps

- 1) Consider the input image in the training place the window size which is fixed to an entire image set and local image steps are extracted in the each steps. The window is moved by 4 pixels.
- 2) A self organization map is with 3D and 5 nodes for each dimension, which is trained on the vectors

probabilities for input image through ,in an account 2D image with multi layer perception network as the input image, the translation or local deformation of the image with no invariance. The invariance is achieved by three ideas receptive field in local, shared and sub sampling with spatial. The number of parameter in this system help in the generalization by using shared weights. Convolutional set of connections have be present effectively useful to quality identification.

A characteristic Convolutional arrangement is shown in figure 4. The network consists of a set of layers each of which surrounds one or other planes. in the region of centered and normalized of images come into at the input film. Every component in a plane takes delivery of input from undersized vicinity in the level surface of the preceding layer. The design of relating elements to local receptive fields of image year backside to the 1960s by means of the perceptron and Hubel and Wiesel's innovation of in the neighborhoods susceptible, orientation-selective neurons in the cat's illustration organization. The weights determining the sociable argument for a smooth surface are necessary to be comparable at every ones situations in the level plane. Each level surface of the flat surface is measured as the characteristic diagram which contain of undeviating attribute detector with the significance of is convolved with a local window which is look at larger than the flat surface in the preceding layer. Several planes are frequently used in every film so that numerous features can be detected. These layers are called Convolutional layers. After detecting the feature of the image the space is considered as less important. So to overcome this we using the disadvantage this is back propagation gradient descent procedure. It is used to reduce the number of weight present in the neural network.

- 3) The first step is repeated for all the images in the train set and testing sets. the local image sample are supplied to SOM at every step, The same

window as in the first step is stepped over all of the images in the training and test sets, by the way creating the new training and test set in the output space created by the SOM.

- 4) A Convolutional neural system is qualified on the newly formed training location.

**Experimental Results and discussion**

We achieved a variety of research and in attendance the consequences here. excluding as soon as confirmed if not, all experimentation be carry out by means of 5 instruction metaphors and 5 examination metaphors for each human being meant for a full amount of 200 teaching metaphors and 200 experiment metaphors. Present be no not be separate connecting the teaching and assessment deposit. We note down with the target of an arrangement which estimation the accurate respond would be correct single out of forty times, benevolent a fault speed of 97.5%. On behalf of the subsequent set of experimentation, we differ simply individual factor in every container. The fault bars exposed in the graphs stand for benefit or defect one standard deviation of the division of outcome from a numeral of replication. We make a note of with the purpose of if possible we would like to have performed more simulations per reported result, however, we were limited in terms of computational capacity available to us. The constants used in all place of research exist as : amount of classes: 40, dimensionality decrease technique: SOM, magnitude in the SOM: 3, amount of nodes for each SOM dimension: 5, figure section extraction: imaginative concentration values, training metaphors for each class: 5. make a note of that the constants in every situate of testing may not present the greatest promising presentation as the present most excellent performing arts arrangement was simply get hold of as a outcome of these testing. The consequences specifies that a Convolutional set of connections can be additional appropriate in the known circumstances at what time evaluate with a regular multi-layer perceptron. This associate by means of the ordinary faith that the merging of former information is attractive for MLP techniqueset of

connections the CN include field information the subject of the connection of the pixels and preferred invariance to a amount of conversion, scaling, and local deformation.



**Fig 4**

Above figure is output for all kind of emotion recognition with accuracy of 85%.

We got the accurate result for the dark and bright area with different kind of emotion.

| Emotion /detection | Existing accuracy (%) | Proposed accuracy (%) |
|--------------------|-----------------------|-----------------------|
| Cheerful           | 54                    | 80                    |
| Joy full face      | 56                    | 82                    |
| Ejaculation        | 59                    | 85                    |
| Head down          | 61                    | 86                    |
| Bright image       | 62                    | 82                    |
| Dark image         | 66                    | 88                    |
| Kissing emotion    | 62                    | 87                    |

**Table (1) shows the accuracy of proposed system**

**Conclusions**

We contain obtainable a quick, regular system for face identification of all kind of emotion which is a grouping of a restricted image section demonstration, a self-organizing map set of associations, and a Convolutional network for face identification. The self-organizing map supply a quantization of the image model into a topological mouthful of air space wherever inputs that are close by in the innovative gap are as well to hand in the productivity gap, which conclusion in invariance to insignificant change in the image samples, and the Convolutional neural set of connections construct obtainable for incomplete invariance to alteration, rotary motion, scale, and deformation. The technique is capable of rapid organization, require only fast, approximate normalization and preprocessing, and time after time show signs of improved arrangement presentation

than the eigenfaces approach on the database consider as the sum of images per person in the training database is different starting 1 to 5. With 5 images for each human being the proposed technique and eigenfaces product in 3.8% and 10.5% error correspondingly. The recognizers make available a measure of assurance in its constructing and categorization error move toward zero when disallow as few as 10% of the examples. We have accessible opportunity for additional development. There is no explicit three-dimensional demonstration in our system; on the other hand we have establish that the quantized local image sample used as key toward the Convolutional network stand for efficiently varying shading prototypes. Higher level features are making from these construction blocks in consecutive layers of the Convolutional network. In evaluation by means of the eigenfaces approach, we think that the system offered at this

time is capable to study extra suitable features in arrange to present enhanced simplification. The organization is incompletely invariant to modify in the local image sample, balance, transformation and deformation by design.

**Problems”** World Academy of Science, Engineering and Technology 2007.

#### REFERENCE

- 1) M.N.M. Sap, Ehsan Mohebi **“Hybrid Self Organizing Map for Overlapping Clusters”** International Journal of Signal Processing, Image Processing and Pattern Recognition.
- 2) MilošORAVEC, Jarmila PAVLOVIČOVÁ **“Face Recognition Methods Based on Feedforward Neural Networks, Principal Component Analysis And self-Organizing Map”** RADIOENGINEERING, VOL. 16, NO. 1, APRIL 2007.
- 3) N.C. Yeo, K.H. Lee, Y.V. Venkatesh, S.H. Ong **“Colour image segmentation using the self-organizing map and adaptive resonance theory”** N.C. Yeo et al. / Image and Vision Computing 23 (2005).
- 4) M. Arfan Jaffar, Muhammad Ishtiaq, Ayyaz Hussain and Anwar M. Mirza **“Wavelet-Based Color Image Segmentation using Self-Organizing Map Neural Network”** 2009 International Conference on Computer Engineering and Applications IPCSIT vol.2 (2011).
- 5) Ivica Mari, Slobodan Ribari **COMPARISON OF A BACK PROPAGATION AND A SELF ORGANIZING MAP NEURAL NETWORKS IN CLASSIFICATION OF TM IMAGES** “International Archives of Photogrammetry and Remote Sensing. Vol. Supplement B7. Amsterdam 2000.
- 6) A.S.Raja and V. Joseph Raj **“NEURAL NETWORK BASED SUPERVISED SELF ORGANIZING MAPS FOR FACE RECOGNITION”** International Journal on Soft Computing 2012.
- 7) Marco Vanetti, Ignazio Gallo, and Elisabetta Binaghi **“Dense Two-Frame Stereo Correspondence by Self-Organizing Neural Network”** 2005.
- 8) Jawad Nagi, Syed Khaleel Ahmed **“A MATLAB based Face Recognition System using Image Processing and Neural Networks”** 4th International Colloquium on Signal Processing and its Applications, March 7-9, 2008.
- 9) M. Hagenbuchner, A. Sperduti **“A self-organizing map for adaptive processing of Structured data”** IEEE Transactions on Neural Networks, May 2003.
- 10) Jorma Laaksonen, Associate Member, IEEE, Markus Koskela, and Erkki Oja, Fellow, IEEE **“PicSOM—Self-Organizing Image Retrieval with MPEG-7 Content Descriptors”** IEEE TRANSACTIONS ON NEURAL NETWORKS, VOL. 13, NO. 4, JULY 2002.
- 11) Dinesh Kumar **“Dimensionality Reduction using SOM based Technique for Face Recognition”** JOURNAL OF MULTIMEDIA, VOL. 3, NO. 1, MAY 2008.
- 12) Mu-Chun Su and Hsiao-Te Chang **“Fast Self-Organizing Feature Map Algorithm”** IEEE TRANSACTIONS ON NEURAL NETWORKS, VOL. 11, NO. 3, MAY 2000.
- 13) Dinesh Kumar, C.S. Rai, and Shakti Kumar **“An Experimental Comparison of Unsupervised Learning Techniques for Face Recognition”** World Academy of Science, Engineering and Technology 4 2007.
- 14) R.D.LAWRENCE G.S. ALMASI **“A Scalable Parallel Algorithm for Self-Organizing Maps with Applications to Sparse Data Mining Problems”** Data Mining and Knowledge Discovery (1999).
- 15) Steve Lawrence, C. Lee Giles, Ah Chung Tsoi, Andrew D. Back **“A Scalable Parallel Algorithm for Self-Organizing Maps with Applications to Sparse Data Mining**