

12
A

ADA 028840

An Adaptive Transform Coding Algorithm

Engineering Science Operations
The Aerospace Corporation
El Segundo, Calif. 90245

12 April 1976

Interim Report

APPROVED FOR PUBLIC RELEASE:
DISTRIBUTION UNLIMITED

DDC
RECEIVED
AUG 23 1976
B

Prepared for
SPACE AND MISSILE SYSTEMS ORGANIZATION
AIR FORCE SYSTEMS COMMAND
Los Angeles Air Force Station
P.O. Box 92960, Worldway Postal Center
Los Angeles, Calif. 90009



THE AEROSPACE CORPORATION

This interim report was submitted by The Aerospace Corporation, El Segundo CA 90245, under Contract F04701-75-C-0076 with the Space and Missile Systems Organization, Deputy for Space Communications Systems, P.O. Box 92960, Worldway Postal Center, Los Angeles CA 90009. It was reviewed and approved for The Aerospace Corporation by D. J. Griep, Engineering Science Operations and G. W. Anderson, Development Operations. Capt Edward V. Fanelli, Jr., SAMSO/YAD, was the project engineer.

This report has been reviewed by the Information Office (OIS) and is releasable to the National Technical Information Service (NTIS). At NTIS, it will be available to the general public, including foreign nations.

This technical report has been reviewed and is approved for publication. Publication of this report does not constitute Air Force approval of the report's findings or conclusions. It is published only for the exchange and stimulation of ideas.

Edward V. Fanelli Jr.
 Edward V. Fanelli, Jr., Capt, USAF
 Project Officer
 Computer Technology Division
 Deputy for Advanced Space Programs

Frank P. Dyke
 Frank P. Dyke, Lt Col, USAF
 Chief, Computer Technology Division
 Deputy for Advanced Space Programs

FOR THE COMMANDER

Roger W. Johnson
 Roger W. Johnson, Col, USAF
 Deputy for Advanced Space Programs

ACCESSION for		
NTIS	Whole Section	<input checked="" type="checkbox"/>
DOC	Half Section	<input type="checkbox"/>
UNANNOUNCED		<input type="checkbox"/>
JUSTIFICATION.....		
BY.....		
DISTRIBUTION/AVAILABILITY CODES		
ORIG.	AVAIL. NO.	SPECIAL
A		

UNCLASSIFIED

SECURITY CLASSIFICATION OF THIS PAGE (When Data Entered)

REPORT DOCUMENTATION PAGE		READ INSTRUCTIONS BEFORE COMPLETING FORM
1. REPORT NUMBER SAMS0-TR-76-183	2. GOVT ACCESSION NO.	3. RECIPIENT'S CATALOG NUMBER
4. TITLE (and Subtitle) AN ADAPTIVE TRANSFORM CODING ALGORITHM.	5. TYPE OF REPORT & PERIOD COVERED Interim rept.	6. PERFORMING ORG. REPORT NUMBER TR-0076(6519-01)-1
7. AUTHOR(s) Andrew G. Tescher and Richard V. Cox	8. CONTRACT OR GRANT NUMBER(s) F04701-75-C-0076	9. PERFORMING ORGANIZATION NAME AND ADDRESS The Aerospace Corporation El Segundo, California 90245
10. CONTROLLING OFFICE NAME AND ADDRESS Space and Missile Systems Organization Air Force Systems Command Los Angeles, Calif. 90009	11. REPORT DATE 12 Apr 1976	12. NUMBER OF PAGES 10
13. MONITORING AGENCY NAME & ADDRESS (if different from Controlling Office) 129p.	14. SECURITY CLASS. (of this report) Unclassified	15. DECLASSIFICATION/DOWNGRADING SCHEDULE
16. DISTRIBUTION STATEMENT (of this Report) Approved for public release; distribution unlimited.		
17. DISTRIBUTION STATEMENT (of the abstract entered in Block 20, if different from Report)		
18. SUPPLEMENTARY NOTES		
19. KEY WORDS (Continue on reverse side if necessary and identify by block number) Data compression Image processing Image coding Digital techniques Adaptive coding		
20. ABSTRACT (Continue on reverse side if necessary and identify by block number) An adaptive transform coding algorithm based on a recursive procedure in the transform domain has been developed. Both the quantization parameters and bit assignment are dynamically determined and thus are closely matched to the actual image structure. Overhead requirements are minimal.		

UNCLASSIFIED

SECURITY CLASSIFICATION OF THIS PAGE(When Data Entered)

19. KEY WORDS (Continued)

20. ABSTRACT (Continued)

UNCLASSIFIED

SECURITY CLASSIFICATION OF THIS PAGE(When Data Entered)

AN ADAPTIVE TRANSFORM CODING ALGORITHM

Andrew G. Tescher and Richard V. Cox
The Aerospace Corporation
El Segundo, California

Summary

An adaptive transform coding algorithm based on a recursive procedure in the transform domain has been developed. Both the quantization parameters and bit assignment are dynamically determined and thus are closely matched to the actual image structure. Overhead requirements are minimal.

Introduction

Transform coding techniques for data compression have been considered in numerous current studies. In particular, the recently published proceedings of a specialized conference on image coding included a significant number of papers on image transform coding.¹

Transform techniques have been demonstrated to be effective although significantly more demanding in terms of potential hardware implementation than simpler procedures operating in the spatial domain. Consequently, most studies concentrated primarily on procedures that would result in simplified implementation even at the expense of performance.

In contrast, the procedure discussed in this paper places performance as its primary objective. Although algorithm complexity is not ignored, it is only of secondary consideration.

Reasons for Adaptivity

Implicit in all efficient data compression procedures is the fact that only "new" information is transmitted to the receiver via the communication channel. Equivalently, information that is known to the receiver should not be transmitted. Generally, the latter type of information represents some type of statistical characterization of the source (that is, the image).

In the following discussion, we will consider statistical characterization of the transform domain. A transform coding system may be represented by the schematic diagram shown in Figure 1. Here, the

modeling concept refers to information known to both the transmitter and the receiver. Most transform coding algorithms assume the separable correlation function associated with the Markov model that also presupposes image stationarity. This model represents a nonadaptive-type coding approach where image subsections are allocated a fraction of the available bandwidth in linear proportion to the subimage size.

Even casual observation of various images suggests that techniques that permit a more flexible (non-stationary) model are likely to result in superior performance. Although this philosophy is not new, solutions to this modeling approach have been few and were restricted to the case where the image was partitioned into a few classes to be separately encoded.²

An Improved Model

Implicit in all transform coding procedures is the primary transform property that produces approximately uncorrelated coefficients. Assumption of an uncorrelated transform domain and the Markov model determines the optimum coding procedure. Although we also utilize the useful property of transformation to produce (almost) uncorrelated coefficients, we further make the observation that the standard deviations of adjacent coefficients are approximately the same. A more formal statement for this case is: Although the coefficients are uncorrelated, if we also treat the coefficient variances as random variables, this second set of random variables is highly correlated. This transform domain property is significant since it permits additional performance gains over the simpler Markov model discussed above.

Recursive Coding

The assumption of a strong correlation of transform coefficient variances permits implementation of dynamically determined quantization models. A recursive procedure requires a one-dimensional ordering of

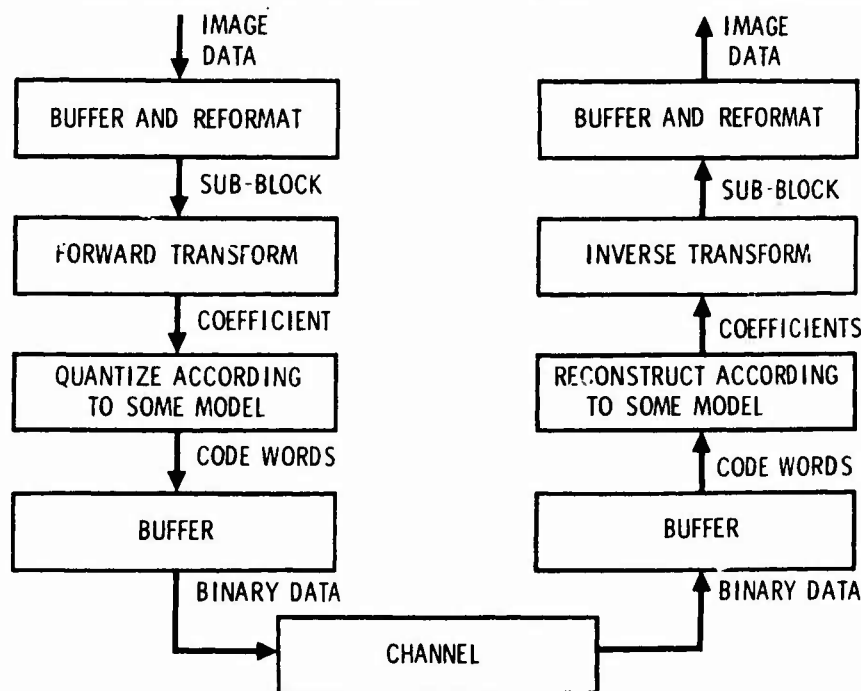


Figure 1. Schematics of Transform Coding

the two-dimensional transform domain. This ordering can be performed several different ways. We chose the procedure indicated in Figure 2. Here, the square lattice represents a "conventional" two-dimensional transform of an image sub-block (we used the two-dimensional cosine transform over 16×16 and 32×32 sub-blocks). The continuous "zig-zag" pattern scans the transform domain from the large through the small variance values. A typical example of this procedure demonstrates the validity of the technique (Figure 3[a]). This illustration indicates that the particular scanning approach is reasonable and that strong correlation exists among adjacent coefficient variances. The latter observation becomes even more evident when many sub-blocks are averaged together (Figure 3[b]).




Figure 2. Ordering of the Frequency Domain

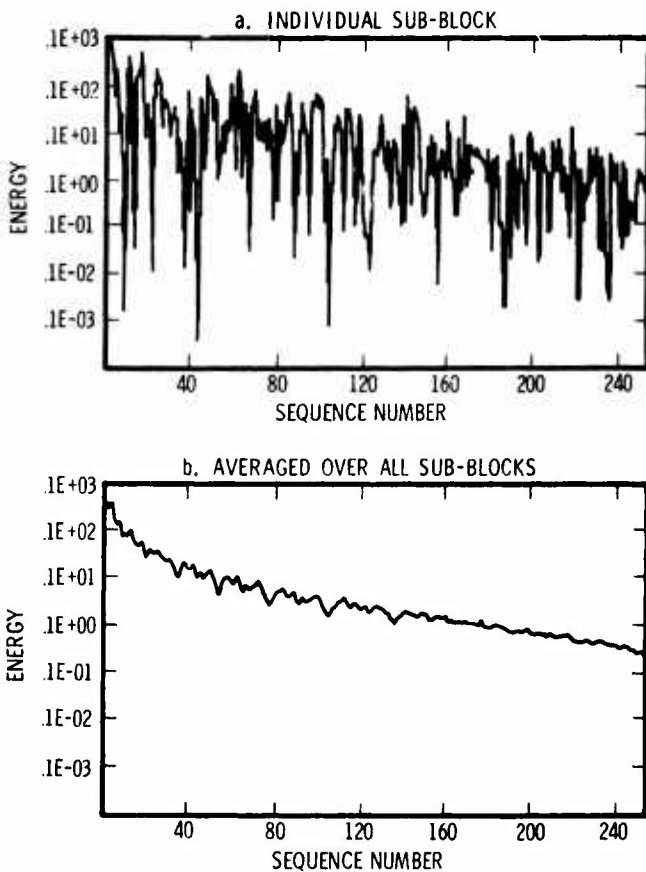


Figure 3. Frequency Domain Fluctuations

For the one-dimensional ordering of the transform domain, the schematic of the coding is shown in Figure 4. This diagram represents the following steps:

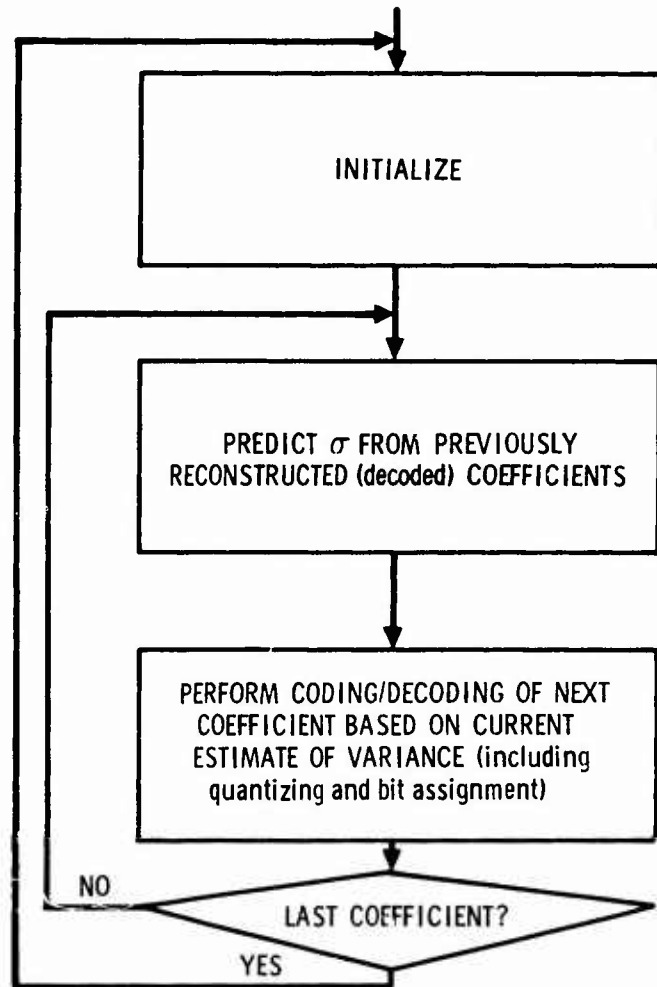


Figure 4. Transform Domain Adaptive Coding/Decoding

Let the one-dimensional ordering be represented by the sequence $\{x_i\}$ where x_i is the i^{th} coefficient for a particular ordering, the corresponding decoded sequence is $\{\hat{x}_i\}$, and the dynamically determined variances are represented by $\{\hat{\sigma}_i\}$. In principle, at least, the actual coding/decoding procedure can be specified by the following equation.

$$\hat{x}_i = Q(\hat{\sigma}_i, x_i) \quad (1)$$

We have found that a simple linear predictor is quite sufficient to estimate the coefficient variance.

$$\hat{\sigma}_{i+1}^2 = 0.75 \hat{\sigma}_i^2 + 0.25 \hat{x}_i^2 \quad (2)$$

The actual recursive procedure begins by specifying the first variance estimate by

$$\hat{\sigma}_1^2 = \frac{(x_1^2 + x_2^2 + x_3^2 + x_4^2)}{4} \quad (3)$$

The dc term is x_0 and it is coded separately. The "initial value" $\hat{\sigma}_1^2$ must be transmitted over the communication channel. Thus, it represents overhead. However, it is the only one for the coding procedure under discussion. Equation (1) represents the quantizing as well as the reconstruction steps. The bit assignment procedure is also implicit in this equation via the conventional expression

$$Z_i = \frac{1}{2} \log_2 \frac{\hat{\sigma}_i^2}{D} + \frac{1}{2} \quad (4)$$

where

n_i = the integer value of Z_i , for $Z_i \geq 0$

$n_i = 0$, for $Z_i < 0$

The actual value of D determines the bit rate.

Amplitude and Phase Representation

Previously discussed generalized phase concepts³ are also applicable and were utilized. Instead of the direct coding of the cosine coefficients, pairs of coefficients were mapped into amplitude and phase terms that were then encoded.

Let x_{2i} and x_{2i+1} be the appropriate coefficients. Then the mapping into amplitude and phase is given by

$$\begin{aligned} \rho_i &= \sqrt{x_{2i}^2 + x_{2i+1}^2} \\ \phi_i &= \tan^{-1}(x_{2i+1}/x_{2i}) \end{aligned} \quad (5)$$

Although this mapping is similar to the method associated with the Fourier transform the structural properties associated with the latter are neither applicable nor required. The advantage of the generalized amplitude and phase decomposition lies in the fact that the phase information dominates and the appropriate optimum quantizer is uniform.

It can be shown³ that the amplitude can be coded approximately by 1 bit less than the phase when the mean-square error is the image quality measure. The recursive coding technique, described by Eqs. (1) through (4), is directly applicable to the amplitude terms and was utilized for the actual experiments. Dynamically determined amplitude bit assignment values for several typical 16×16 sub-blocks are shown in Figure 5. Two significant observations can be made from the various curves. The first is that the actual image nonstationarity can result in significantly different bit assignment for different image sub-blocks. The second observation is that the recursive coding is "self-terminating." The latter expression refers to the fact that, whenever the predicted code word is less than 1 (see Eq. [4]), the coding procedure is terminated for that sub-block.

Results

We have successfully experimented with various types of imagery. It was found that the assumption of image nonstationarity is necessary for efficient encoding at low rates. Using the recursive technique over the 16×16 and 32×32 sub-blocks, the algorithm can operate at 0.25 bit/pixel with little visual degradation. In special cases it can operate as low as 0.1 bit/pixel. The appropriate performance values are shown in Figure 6, and pictorial demonstrations are shown in Figures 7 and 8. In all cases, the cosine transformation was utilized. The companding quantizer was implemented for the amplitude, and the appropriate probability density function was assumed to be Rayleigh.

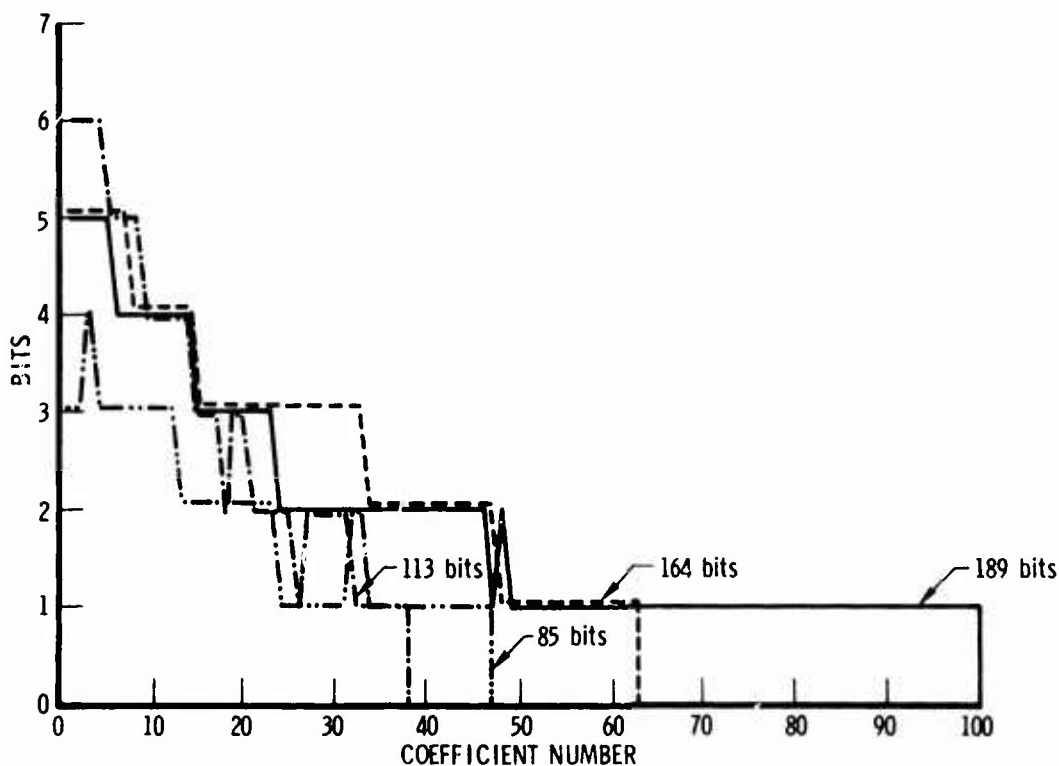


Figure 5. Adaptive Bit Assignment Examples

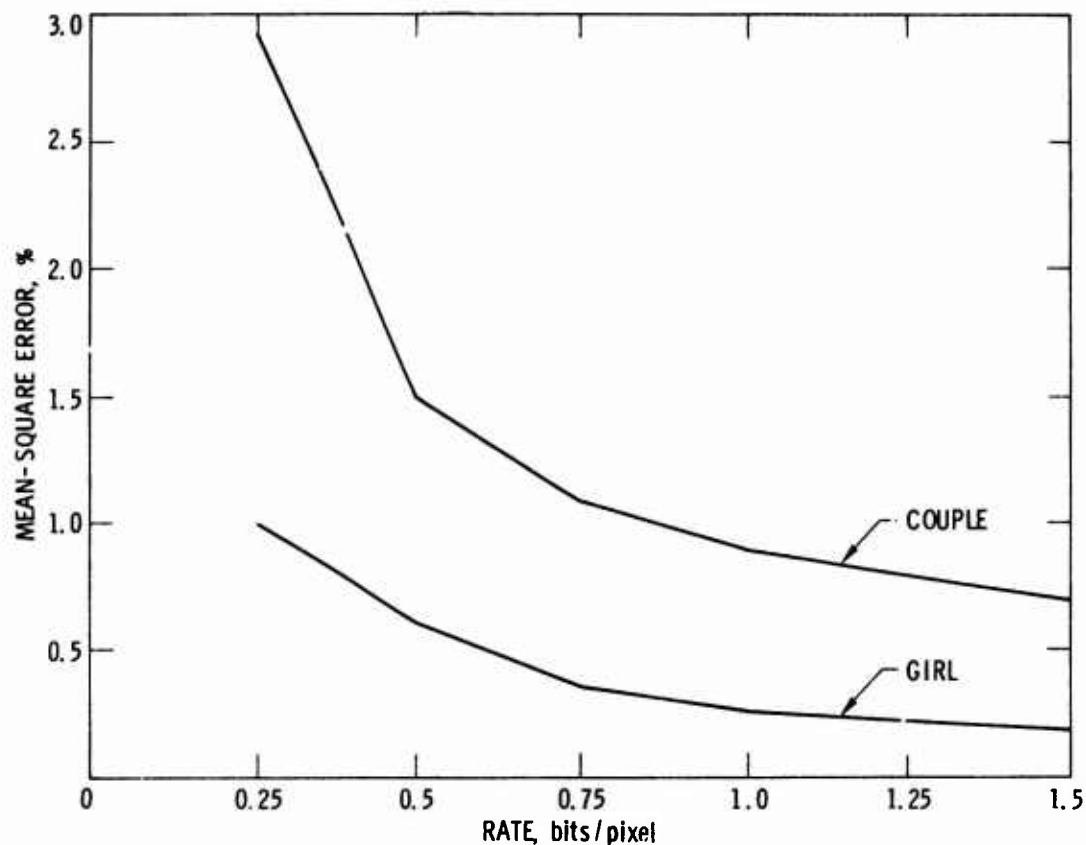


Figure 6. Performance Values Associated with Coding Examples

Conclusions

An attempt has been made to allow for image nonstationarity in an adaptive transform coding procedure. The actual image nonstationarity was demonstrated, and the actual compression technique can operate at 0.25 bit/pixel with little degradation.

Although adaptive techniques are more complex and require additional system considerations such as buffering, they are likely to outperform the equivalent nonadaptive techniques.

References

1. A. G. Tescher [ed.], Efficient Transmission of Pictorial Information, Proceedings of the S.P.I.E., vol. 66 (1975).
2. M. Tasto and P. A. Wintz, "Image Coding by Adaptive Block Quantization," IEEE Trans. on Commun. Technol., COM-19, pp. 957-971 (1971).
3. A. G. Tescher, "The Role of Adaptive Phase Coding in Two- and Three-Dimensional Fourier and Walsh Image Compression," Applications of Walsh Functions and Sequency Theory, IEEE, pp. 26-65, New York (1974).



UNCOMPRESSED



2 bits / pixel



1.5 bits / pixel



1 bit / pixel



0.75 bits / pixel



0.5 bits / pixel



0.25 bits / pixel

Figure 7. Adaptive Coding of Girl



UNCOMPRESSED



2 bits / pixel



1.5 bits / pixel



1 bit / pixel



0.75 bits / pixel



0.5 bits / pixel



0.25 bits / pixel

Figure 8. Adaptive Coding of Couple