

An algorithm for event-based optimal feedback control

Lars Grüne and Florian Müller

Abstract—We present an algorithm for an event based approach to the global optimal control of nonlinear systems with coarsely quantized state measurement. The quantized measurements induce regions of the state space and the events represent the change of the system’s state from one quantization region to another. We investigate the theoretical properties of the approach and illustrate the performance by a numerical example.

I. INTRODUCTION

In this paper the problem of optimally controlling a nonlinear control system to a desired target set by means of a state feedback law is considered. We assume that for the evaluation of the feedback law only coarsely quantized measurements are available via suitable events. More precisely, we define certain thresholds for our system, like, for instance, fill levels (0%, 25%, 50%, ...) for a tank in a multi-tank system. These thresholds induce a partition of the state space into different regions (in the tank example 0%–25%, 25%–50%, ...) and we assume that only the region containing the initial state and the subsequent crossings of thresholds — the events — are known to the feedback controller.

For sampled data systems, it was observed in [3]–[5] that the set oriented approach to global optimal control problems for perturbed systems developed in [4] is suitable for solving the problem. In this approach, the uncertainties are modelled as perturbations [5] and the perturbed system is interpreted as a set-valued control system. In this paper, we extend the approach from [5] to an event based setting. For an analysis of the difference between sampled data and event based control we refer, e.g., to [1], [2], in which the performance of the two approaches is compared for a first order system. More information on event based control can be found, e.g., in [6], [7] and the references therein.

The basic event based algorithm, which is developed in Section II, already significantly improves upon the results using the sampled data approach. However, this basic algorithm only takes into account the region containing the current state, i.e., the last event. This is a quite conservative approach, because it only uses rather coarse information about the system’s state when an event takes place, i.e., a threshold is crossed. Motivated by conceptually similar methods in the discrete event system literature, see, e.g., [8] and the references therein, and by the promising numerical results for sampled data systems from [5], in Section III

we extend the method by including information about past events: We determine the feedback value after the k th event not only depending on the current state region but also on the regions determined from previous events $k - m, \dots, k - 1$, leading to a kind of dynamic feedback concept. With considering past events the uncertainty about the place where the system crosses a threshold is narrowed down and therefore the conservatism is reduced.

In Section IV we give a theorem about the relation between the optimization with and without considering past information and in Section V we illustrate the efficiency of our approach with a numerical example.

II. PROBLEM FORMULATION

We consider the discrete-time nonlinear control system

$$\mathbf{x}(k+1) = \mathbf{f}(\mathbf{x}(k), \mathbf{u}(k)), \quad k = 0, 1, \dots, \quad (1)$$

where $\mathbf{f} : \mathcal{X} \times \mathcal{U} \rightarrow \mathcal{X}$ is continuous, $\mathbf{x}(k) \in \mathcal{X}$ is the state of the system, $\mathbf{u}(k) \in \mathcal{U}$ is the control input, chosen from compact sets $\mathcal{X} \subset \mathbb{R}^n$ and $\mathcal{U} \subset \mathbb{R}^m$. The set of all control sequences $\underline{\mathbf{u}} = \mathbf{u}(k)_{k \in \mathbb{N}}$ is denoted by $\mathcal{U}^{\mathbb{N}}$ and for each initial value \mathbf{x}_0 and control sequence $\underline{\mathbf{u}}$ we denote the corresponding trajectory by $x(k, \mathbf{x}_0, \underline{\mathbf{u}})$. Throughout the paper we interpret (1) as a discrete time model for a continuous time sampled-data system.

The control problem we consider is as follows: Given a target set $\mathcal{X}^* \subset \mathcal{X}$, steer the system into \mathcal{X}^* while minimizing the functional

$$J(\mathbf{x}_0, \underline{\mathbf{u}}) = \sum_{k=0}^{N(\mathbf{x}_0, \underline{\mathbf{u}})} c(x(k, \mathbf{x}_0, \underline{\mathbf{u}}), \mathbf{u}(k)) \quad (2)$$

over $\underline{\mathbf{u}}$, where $N(\mathbf{x}_0, \underline{\mathbf{u}})$ denotes the minimal $k \geq 0$ such that $x(k, \mathbf{x}_0, \underline{\mathbf{u}}) \in \mathcal{X}^*$ holds. Here $c : \mathcal{X} \times \mathcal{U} \rightarrow \mathbb{R}$ is a continuous running cost satisfying $\min_{\mathbf{u} \in \mathcal{U}} c(\mathbf{x}, \mathbf{u}) > 0$ for all $\mathbf{x} \notin \mathcal{X}^*$.

Our goal now is to find a feedback law which approximately solves this problem, assuming, however, that the system’s state is not exactly determinable. In order to formalize this uncertainty, we use a partition P of the state space \mathcal{X} consisting of finitely many connected and disjoint subsets $\mathcal{P}_i \subset \mathcal{X}$ with the properties

$$\begin{aligned} \bigcup_{\mathcal{P}_i \in P} \mathcal{P}_i &= \mathcal{X} \quad \text{and} \\ \mathcal{P}_i \cap \mathcal{P}_j &= \emptyset \quad \text{for all } \mathcal{P}_i, \mathcal{P}_j \in P \text{ with } i \neq j. \end{aligned} \quad (3)$$

In contrast to, e.g., [3], [4] we do not interpret the sets $\mathcal{P} \in P$ as a discretization which we are able to change according to our demands. Rather, the subsets \mathcal{P}_i of this partition model the quantization regions of the state measurements. Here we

This work was supported by the DFG priority program 1305.

L. Grüne is with Mathematical Institut, University of Bayreuth, 95440 Bayreuth, Germany lars.gruene@uni-bayreuth.de

F. Müller is with Mathematical Institut, University of Bayreuth, 95440 Bayreuth, Germany florian.mueller@uni-bayreuth.de

assume the partition P as given and do not address the question about how to choose good partitions. We assume that our target set \mathcal{X}^* is a union of such regions, i.e., $\mathcal{X}^* = \bigcup_{\mathcal{P} \in \mathcal{P}^*} \mathcal{P}$ for some set $\mathcal{P}^* \subset P$.

For the purpose of feedback control, we assume that the region \mathcal{P}_i containing the initial value \mathbf{x}_0 is known and that each time the state crosses a region boundary an event e is triggered. By $e_{i,j}$ we denote the event which corresponds to the state moving from \mathcal{P}_i to \mathcal{P}_j . Note that knowing the initial region and the subsequent events is equivalent to knowing the region containing the current state of the system. Hence, we formally define the feedback value as a map $\mu : P \rightarrow \mathcal{U}$ and obtain the feedback value for a state \mathbf{x} as $\mu(\rho(\mathbf{x}))$, using the **correlation function** $\rho : \mathcal{X} \rightarrow P$ defined by

$$\rho(\mathbf{x}) := \mathcal{P} \quad \text{if } \mathbf{x} \in \mathcal{P}.$$

In order to construct an event based system from (1), for $r \in \mathbb{N}_0$ we use the iterates $\mathbf{f}^r(\mathbf{x}, \mathbf{u})$ for $\mathbf{x} \in \mathcal{X}$, $\mathbf{u} \in \mathcal{U}$ given by

$$\mathbf{f}^0(\mathbf{x}, \mathbf{u}) := \mathbf{x}, \quad \mathbf{f}^{r+1}(\mathbf{x}, \mathbf{u}) := \mathbf{f}(\mathbf{f}^r(\mathbf{x}, \mathbf{u}), \mathbf{u})$$

and define the following value.

Definition 2.1: For each $\mathbf{x} \in \mathcal{X}$ with $\mathbf{x} \in \mathcal{P}_i$ and each $\mathbf{u} \in \mathcal{U}$ we define the value $r(\mathbf{x}, \mathbf{u})$ to be the smallest value $r \in \mathbb{N}$ satisfying

$$\mathbf{f}^{r-1}(\mathbf{x}, \mathbf{u}) \in \mathcal{P}_i, \quad \mathbf{f}^r(\mathbf{x}, \mathbf{u}) \in \mathcal{P}_j.$$

In other words, $r(\mathbf{x}, \mathbf{u})$ is the time the event $e_{i,j}$ is generated.

Formally, we could set $r(\mathbf{x}, \mathbf{u}) = \infty$ if $\mathbf{f}^r(\mathbf{x}, \mathbf{u}) \in \mathcal{P}_i$ for all $r \in \mathbb{N}_0$. For the practical implementation, we impose an upper bound $R \in \mathbb{N}_0$ for $r(\mathbf{x}, \mathbf{u})$ and generate the event $e_{i,i}$ if $\mathbf{f}^R \in \mathcal{P}_i$.

In order to specify the set valued system for our algorithm, we define the set $2^{\mathcal{X}}$ of all subsets of \mathcal{X} and the set of sequences $(2^{\mathcal{X}})^{\mathbb{N}} := \{\underline{\mathcal{X}} = (\mathcal{X}(0), \mathcal{X}(1), \dots) \mid \mathcal{X}(i) \subset \mathcal{X} \text{ for all } i \in \mathbb{N}\}$ and use the following concept of choice functions.

Definition 2.2: A **choice function** $\gamma : (2^{\mathcal{X}})^{\mathbb{N}} \times \mathcal{U}^{\mathbb{N}} \rightarrow \mathcal{X}^{\mathbb{N}}$ is a function of the form

$$\gamma(\underline{\mathcal{X}}, \underline{\mathbf{u}}) = (\hat{\gamma}_0(\mathcal{X}(0), \mathbf{u}(0)), \hat{\gamma}_1(\mathcal{X}(1), \mathbf{u}(1)), \dots),$$

with component functions $\hat{\gamma}_i : 2^{\mathcal{X}} \times \mathcal{U} \rightarrow \mathcal{X}$ satisfying $\hat{\gamma}_i(\mathcal{X}(j), \mathbf{u}(j)) \in \mathcal{X}(j)$ for all $\mathcal{X}(j) \subseteq \mathcal{X}$, $\mathbf{u}(j) \in \mathcal{U}$. The set of all choice functions γ is denoted by \mathcal{C} and the set of all component functions $\hat{\gamma}$ by $\hat{\mathcal{C}}$.

With the components $\hat{\gamma}$ of the choice function γ we model the uncertainty of the state \mathbf{x} by choosing the perturbed state $\hat{\gamma}(\mathcal{X}, \mathbf{u}) \in \mathcal{X}$ depending on the control \mathbf{u} in the region \mathcal{X} containing \mathbf{x} . The choice functions γ then extend this concept to a sequence of regions and controls.

Using the concept of partitions and choice functions we can define an event-based set valued control system by

$$\mathcal{X}(k+1) = F(\mathcal{X}(k), \mathbf{u}(k), \hat{\gamma}_k(\mathcal{X}(k), \mathbf{u}(k))), \quad (4)$$

$k = 0, 1, \dots$, with $F : 2^{\mathcal{X}} \times \mathcal{U} \times \hat{\mathcal{C}} \rightarrow P$ given by

$$F(\mathcal{X}(k), \mathbf{u}(k), \hat{\gamma}_k(\mathcal{X}(k), \mathbf{u}(k))) := \rho(\mathbf{f}^{r(\hat{\gamma}_k(\mathcal{X}(k), \mathbf{u}(k))), \mathbf{u}(k)}(\hat{\gamma}_k(\mathcal{X}(k), \mathbf{u}(k)), \mathbf{u}(k))).$$

In what follows we will omit the arguments of $\hat{\gamma}_k$ in order to simplify the notation. The map F describes all possible transitions of a subset $\mathcal{X}_i \subset \mathcal{X}$ of the state space to regions $\mathcal{P} \in P$, parametrized by $\hat{\gamma}_k$. In other words, for each $\mathbf{u} \in \mathcal{U}$ we have the identity

$$\bigcup_{\hat{\gamma} \in \hat{\mathcal{C}}} F(\mathcal{X}, \mathbf{u}, \hat{\gamma}) = \{\mathcal{P} \in P \mid \mathbf{f}(\mathbf{x}, \mathbf{u}) \in \mathcal{P} \text{ for some } \mathbf{x} \in \mathcal{X}\}.$$

A trajectory $\mathcal{X}(k, \mathcal{P}^0, \underline{\mathbf{u}}, \gamma)$, $k \in \mathbb{N}$ of (4) is now a sequence of regions defined by

$$\mathcal{X}(0) = \mathcal{P}^0, \quad \mathcal{X}(k+1) = F(\mathcal{X}(k), \mathbf{u}(k), \hat{\gamma}_k)$$

and depends on the initial set $\mathcal{P}^0 \in P$, the control sequence $\underline{\mathbf{u}} \in \mathcal{U}^{\mathbb{N}}$ and the choice function $\gamma \in \mathcal{C}$. Note that we can express each set valued trajectory $\mathcal{X}(0) = \mathcal{P}_{i_0}, \dots, \mathcal{X}(k) = \mathcal{P}_{i_k}$ as a sequence of events

$$e(1) = e_{i_0, i_1}, \quad e(2) = e_{i_1, i_2}, \quad \dots, \quad e(k) = e_{i_{k-1}, i_k}. \quad (5)$$

The next object defines the set of regions from which the system (4) can be steered to the target set \mathcal{X}^* regardless of the choice of γ .

Definition 2.3: The **domain of controllability** of \mathcal{X}^* is defined as

$$S = \{\mathcal{P} \in P \mid \text{for each } \gamma \in \mathcal{C} \text{ there exists } \underline{\mathbf{u}} \in \mathcal{U}^{\mathbb{N}} \text{ and } k \in \mathbb{N} \text{ with } \mathcal{X}(k, \mathcal{P}, \underline{\mathbf{u}}, \gamma) \subset \mathcal{X}^*\}.$$

and the **first hitting time** is defined as $N(\mathcal{P}, \underline{\mathbf{u}}, \gamma) = \inf\{k \in \mathbb{N} \mid \mathcal{X}(k, \mathcal{P}, \underline{\mathbf{u}}, \gamma) \in \mathcal{X}^*\}$.

Note that for fixed \mathcal{P} we can interpret γ as a map from $\mathcal{U}^{\mathbb{N}}$ to $\mathcal{X}^{\mathbb{N}}$. In the language of dynamic game theory this map defines a nonanticipating strategy, cf. [3], [4].

Using the running cost c we now define a cost function for the event based set valued control system (4)

$$c_1 : P \times \mathcal{U} \rightarrow \mathbb{R}_{+,0}, \quad c_1(\mathcal{P}, \mathbf{u}) := \sup_{\mathbf{x} \in \mathcal{P}} c^{r(\mathbf{x}, \mathbf{u})}(\mathbf{x}, \mathbf{u}),$$

with

$$c^{r(\mathbf{x}, \mathbf{u})}(\mathbf{x}, \mathbf{u}) := \sum_{r=0}^{r(\mathbf{x}, \mathbf{u})-1} c(\mathbf{f}^r(\mathbf{x}, \mathbf{u}), \mathbf{u})$$

and $r(\mathbf{x}, \mathbf{u})$ from Definition 2.1. By this definition we assume the worst case, i.e., the highest cost, over all the uncertain states $\mathbf{x} \in \mathcal{P}$. Using c_1 we now define the functional

$$J_1(\mathcal{P}, \underline{\mathbf{u}}, \gamma) := \sum_{k=0}^{N(\mathcal{P}, \underline{\mathbf{u}}, \gamma)} c_1(\mathcal{X}(k, \mathcal{P}, \underline{\mathbf{u}}, \gamma), \mathbf{u}_k)$$

with values in $\mathbb{R}_{+,0} \cup \{+\infty\}$ and the optimal value function

$$V_1(\mathcal{P}) = \sup_{\gamma \in \mathcal{C}} \inf_{\underline{\mathbf{u}} \in \mathcal{U}^{\mathbb{N}}} J_1(\mathcal{P}, \underline{\mathbf{u}}, \gamma).$$

By standard arguments one sees that V_1 fulfills the optimality principle

$$V_1(\mathcal{P}) = \inf_{\mathbf{u} \in \mathcal{U}} \left\{ c_1(\mathcal{P}, \mathbf{u}) + \sup_{\hat{\gamma} \in \hat{\mathcal{C}}} V_1(F(\mathcal{P}, \mathbf{u}, \hat{\gamma})) \right\} \quad (6)$$

for all $\mathcal{P} \notin \mathcal{X}^*$ and $V(\mathcal{P}) = 0$ for all $\mathcal{P} \subset \mathcal{X}^*$.

Since P consists of finitely many sets, from this it is easy to see by induction that

$$S = \{\mathcal{P} \in P \mid V_1(\mathcal{P}) < \infty\}.$$

In particular, the domain of controllability is easily obtained once V_1 is computed.

We will now investigate the behavior of V_1 along an optimal trajectory for the original system (1). To this end, observe that the optimal feedback law $\mu : P \rightarrow U$ is the control value realizing the minimum in (6), i.e.,

$$\mu(\mathcal{P}) = \operatorname{argmin}_{\mathbf{u} \in \mathcal{U}} \left\{ c_1(\mathcal{P}, \mathbf{u}) + \sup_{\hat{\gamma} \in \hat{\mathcal{C}}} V_1(F(\mathcal{P}, \mathbf{u}, \hat{\gamma})) \right\}$$

Using this μ we get the following theorem.

Theorem 2.4: For all $\mathbf{x} \in \mathcal{X}$ with $\rho(\mathbf{x}) \in S$ the inequality

$$c^r(\mathbf{x}, \mu(\rho(\mathbf{x}))) + V_1(\rho(\mathbf{f}^r(\mathbf{x}, \mu(\rho(\mathbf{x})))) \leq V_1(\rho(\mathbf{x})) \quad (7)$$

holds for $r = r(\mathbf{x}, \mu(\rho(\mathbf{x})))$.

Proof: Using the optimality principle (6) and the definition of μ , $\hat{\gamma}$ and c_1 we get

$$\begin{aligned} V_1(\rho(\mathbf{x})) &= \\ & \inf_{\mathbf{u} \in \mathcal{U}} \left\{ c_1(\rho(\mathbf{x}), \mathbf{u}) + \sup_{\hat{\gamma} \in \hat{\mathcal{C}}} V_1(F(\rho(\mathbf{x}), \mathbf{u}, \hat{\gamma})) \right\} \\ &= c_1(\rho(\mathbf{x}), \mu(\rho(\mathbf{x}))) + \sup_{\hat{\gamma} \in \hat{\mathcal{C}}} V_1(F(\rho(\mathbf{x}), \mu(\rho(\mathbf{x})), \hat{\gamma})) \\ &\geq c^r(\mathbf{x}, \mu(\rho(\mathbf{x}))) + V_1(\rho(\mathbf{f}^r(\mathbf{x}, \mu(\rho(\mathbf{x})))) \end{aligned}$$

which shows the assertion. \blacksquare

The result has an immediate consequence for the trajectory $x(k, \mathbf{x}_0, \mu)$ of (1) with feedback control μ defined by

$$\mathbf{x}(k+1) = \mathbf{f}(\mathbf{x}(k), \mu(\rho(\mathbf{x}(k)))).$$

The value $V_1(\rho(x(k, \mathbf{x}_0, \mu)))$ is decreasing in k until \mathcal{X}^* is reached and strictly decreasing for each k in which an event is triggered. This implies that $x(k, \mathbf{x}_0, \mu)$ eventually reaches \mathcal{X}^* provided $\rho(\mathbf{x}_0) \in S$ (or equivalently $V_1(\rho(\mathbf{x}_0)) < \infty$) holds.

Remark 2.5: The advantage of the event based approach compared to the sampled data approach in [3]–[5] can be explained as follows: In these references the set valued map F is constructed directly from (1). Hence, if there exists $\mathcal{P}_i \in P$ and $\mathbf{x} \in \mathcal{P}_i$ with $\mathbf{f}(\mathbf{x}, \mathbf{u}) \in \mathcal{P}_i$ for all $\mathbf{u} \in \mathcal{U}$, then $F(\mathcal{P}_i, \mathbf{u}, \hat{\gamma}(\mathcal{P}_i, \mathbf{u})) = \mathcal{P}_i$ holds for $\hat{\gamma}(\mathcal{P}_i, \mathbf{u}) = \mathbf{x}$. Hence, the optimality principle (6) immediately implies $V(\mathcal{P}) = \infty$. Using $\mathbf{f}^{r(\mathbf{x}, \mathbf{u})}(\mathbf{x}, \mathbf{u})$ instead of $\mathbf{f}(\mathbf{x}, \mathbf{u})$ for constructing F resolves this problem, because — unless $\mathbf{f}^r(\mathbf{x}, \mathbf{u}) \in \mathcal{P}_i$ for all $r \geq 0$ — the set valued map F will always satisfy $F(\mathcal{P}_i, \mathbf{u}, \hat{\gamma}(\mathcal{P}_i, \mathbf{u})) \neq \mathcal{P}_i$.

III. INCLUDING PAST INFORMATION

The approach described in the previous section is conservative because by maximizing over γ we implicitly assume the worst case in each step along the trajectory, i.e., that for each k among all the possible states in $\mathcal{X}(k)$ the actual state $\mathbf{x}(k)$ is the one which produces the largest cost. Of course, this is not necessarily the case. The approach we propose in order to reduce the conservatism relies on the idea that at time k we consider the last m measurements in order to compute the feedback μ . This way we can collect more information, thus reduce the uncertainty of the system and consequently obtain a less conservative result. In other words, we are now looking at an approximately optimal feedback map of the form $\mu_{m+1}(\mathcal{X}(k-m), \dots, \mathcal{X}(k))$ where again the regions $\mathcal{X}(k)$ can be reconstructed from the knowledge of the initial region containing \mathbf{x}_0 and the subsequent events. Note that this construction resembles the dynamic feedback concept well known in observer design.

In order to keep the exposition simple, we restrict ourselves to $m = 1$. All arguments can, however, be extended to the more general setting $m \geq 1$. Our goal in this case is to find a feedback law $\mu_2(\mathcal{X}(k-1), \mathcal{X}(k))$, or, using the equivalent event characterization (5), $\mu_2(e(k))$.

To this end, we define $P_2 := (P \cup \{\delta\}) \times P$ and introduce a new set valued state $\mathcal{Z}(k) = (\mathcal{Z}_1(k), \mathcal{Z}_2(k))^T \in P_2$ which represents $(\mathcal{X}(k-1), \mathcal{X}(k))^T$ or, equivalently, $(e(k))$, again using the representation (5).

For \mathcal{Z} we define the event-based set valued control system as

$$\begin{aligned} \mathcal{Z}(k+1) &= F_2(\mathcal{Z}(k), \mathbf{u}(k), \hat{\gamma}_k) \\ &:= \begin{pmatrix} \mathcal{Z}_2(k) \\ F(X(\mathcal{Z}(k)), \mathbf{u}(k), \hat{\gamma}_k) \end{pmatrix} \end{aligned} \quad (8)$$

with F from (4) and

$$X(\mathcal{Z}) := \begin{cases} \mathcal{Z}_2, & \text{if } \mathcal{Z}_1 = \delta \\ \bigcup_{\mathbf{x} \in \mathcal{Z}_1, \mathbf{u} \in \mathcal{U}} \mathbf{f}^{r(\mathbf{x}, \mathbf{u})}(\mathbf{x}, \mathbf{u}) \cap \mathcal{Z}_2, & \text{else} \end{cases} \quad (9)$$

with $r(\mathbf{x}, \mathbf{u})$ from Definition (2.1). Here the symbol δ represents the “undefined” region, which appears when the system is started at time $k = 0$ with initial region $\mathcal{P}^0 \in P$ but undefined previous region \mathcal{P}^{-1} . Therefore, at time $k = 0$ a trajectory starts with the vector $\mathcal{Z}(0) = (\delta, \mathcal{P}^0)^T$.

By including the extra information in the definition of F_2 the uncertainty of the system is reduced. Instead of using $F(\mathcal{X}(k), \mathbf{u}(k), \hat{\gamma}_k)$ as in the previous section we use now $F(X(\mathcal{Z}(k)), \mathbf{u}(k), \hat{\gamma}_k)$, where $X(\mathcal{Z}(k))$ is a subset of the current region $\mathcal{X}(k)$. The set $X(\mathcal{Z}(k))$ contains only those states which can be reached from the past region $\mathcal{Z}_1(k) = \mathcal{X}(k-1)$, i.e., we exclude those states from \mathcal{Z}_2 which the system cannot reach.

Clearly, not all the pairs $\mathcal{Z} = (\mathcal{P}_i, \mathcal{P}_j)^T \in P_2$ are actually attained by the systems dynamics. In fact, only those pairs with $X(\mathcal{Z}) \neq \emptyset$ can appear on the left hand side of (8) which is why we define the active state regions $P_2^a := \{\mathcal{Z} \in P_2 \mid X(\mathcal{Z}) \neq \emptyset\}$. We denote the trajectories

of (8) by $Z(k, Z_0, \mathbf{u}, \beta)$ and adapt the definitions from the previous section to our new setting.

The target set now becomes $\mathcal{Z}^* = \{\mathcal{Z} \in P_2 \mid \mathcal{Z}_2 \subseteq \mathcal{X}^*\}$ and the definition of the domain of controllability S and the first hitting time N changes accordingly. For the cost function

$$c_2 : P_2 \times \mathcal{U} \rightarrow \mathbb{R}_{+,0}, \quad c_2(\mathcal{Z}, \mathbf{u}) = \sup_{\mathbf{x} \in X(\mathcal{Z})} c^r(\mathbf{x}, \mathbf{u})(\mathbf{x}, \mathbf{u})$$

we define the functional

$$J_2(\mathcal{Z}, \mathbf{u}, \gamma) = \sum_{k=0}^{N(\mathcal{Z}, \mathbf{u}, \gamma)} c_2(\mathcal{Z}(k, \mathcal{Z}, \mathbf{u}, \gamma), \mathbf{u}_k) \in \mathbb{R}_{+,0} \cup \{+\infty\}$$

and the optimal value function

$$V_2(\mathcal{Z}) = \sup_{\gamma \in \hat{\mathcal{C}}} \inf_{\mathbf{u} \in \mathcal{U}^N} J_2(\mathcal{Z}, \mathbf{u}, \gamma).$$

V_2 again fulfills the optimality principle

$$V_2(\mathcal{Z}) = \inf_{\mathbf{u} \in \mathcal{U}} \left\{ c_2(\mathcal{Z}, \mathbf{u}) + \sup_{\hat{\gamma} \in \hat{\mathcal{C}}} V_2(F_2(\mathcal{Z}, \mathbf{u}, \hat{\gamma})) \right\} \quad (10)$$

The optimal feedback $\mu_2(\mathcal{Z})$ is given by the argmin of this expression. The following theorem is the counterpart of Theorem 2.4.

Theorem 3.1: For all $\mathbf{x} \in \mathcal{X}$ and all $\mathcal{Z} \subset S$ with $\mathbf{x} \in \mathcal{X}(\mathcal{Z})$ the inequality

$$c^r(\mathbf{x}, \mu_2(\mathcal{Z})) + V_2((\rho(\mathbf{x}), \rho(\mathbf{f}^r(\mathbf{x}, \mu_2(\mathcal{Z}))))^T) \leq V_2(\mathcal{Z})$$

holds for $r = r(\mathbf{x}, \mu_2(\mathcal{Z}))$. In particular, the inequality holds for $\mathcal{Z} = (\delta, \rho(\mathbf{x}))^T$.

Proof: Completely analogous to Theorem 2.4. ■

IV. COMPARISON OF THE TWO APPROACHES

In the preceding sections we have introduced the optimal value functions V_1 and V_2 and the corresponding feedback laws μ and μ_2 . In this section we now show that V_1 is an upper bound for V_2 . In [5] a similar theorem for the sampled data approach is proven.

Theorem 4.1: The optimal value functions V_1 and V_2 satisfy

$$V_2(\mathcal{Z}) \leq V_1(\mathcal{P}) \quad \text{for all } \mathcal{Z} \in P_2^a, \mathcal{P} \in P \text{ with } \mathcal{Z}_2 = \mathcal{P}.$$

Proof: We prove the theorem by induction over the elements $\mathcal{P}_1, \mathcal{P}_2, \dots, \mathcal{P}_l \in P$ which we number according to their values in the optimal value function V_1 , i.e., $V_1(\mathcal{P}_i) \leq V_1(\mathcal{P}_j)$ for all $1 \leq i < j \leq l$. We will frequently use the obvious inclusion $X(\mathcal{Z}) \subseteq \mathcal{Z}_2$ for $X(\mathcal{Z})$ from (9) and all $\mathcal{Z} = (\mathcal{Z}_1, \mathcal{Z}_2)^T \in P_2$.

Induction start $n = 1$:

Since $V_1(\mathcal{P}) = 0$ holds if and only if $\mathcal{P} \subseteq \mathcal{X}^*$ we obtain $\mathcal{P}_1 \subseteq \mathcal{X}^*$. Since $\mathcal{Z} \subseteq \mathcal{Z}^*$ for all $\mathcal{Z} \in P_2$ with $\mathcal{Z}_2 = \mathcal{P}_1 \subseteq \mathcal{X}^*$ we obtain $V_2(\mathcal{Z}) = 0 = V_1(\mathcal{P}_1)$ and thus the assertion for \mathcal{P}_1 .

Induction step $n \rightarrow n + 1$:

We use the induction hypothesis $V_2(\mathcal{Z}) \leq V_1(\mathcal{P}_j)$ for all $j = 0, \dots, n$ and all $\mathcal{Z} \in P_2^a$ with $\mathcal{Z}_2 = \mathcal{P}_j$ in order to show $V_2(\mathcal{Z}) \leq V_1(\mathcal{P}_{n+1})$ for all $\mathcal{Z} \in P_2^a$ with $\mathcal{Z}_2 = \mathcal{P}_{n+1}$.

The optimality principle for V_1 yields

$$\begin{aligned} V_1(\mathcal{P}_{n+1}) &= \\ &= \inf_{\mathbf{u} \in \mathcal{U}} \left\{ c_1(\mathcal{P}_{n+1}, \mathbf{u}) + \sup_{\hat{\gamma} \in \hat{\mathcal{C}}} V_1(F(\mathcal{P}_{n+1}, \mathbf{u}, \hat{\gamma})) \right\} \\ &= c_1(\mathcal{P}_{n+1}, \mu(\mathcal{P}_{n+1})) \\ &\quad + \sup_{\hat{\gamma} \in \hat{\mathcal{C}}} V_1(F(\mathcal{P}_{n+1}, \mu(\mathcal{P}_{n+1}), \hat{\gamma})). \end{aligned}$$

By positivity of c_1 this implies

$$V_1(F(\mathcal{P}_{n+1}, \mu(\mathcal{P}_{n+1}), \hat{\gamma})) < V_1(\mathcal{P}_{n+1})$$

for all $\hat{\gamma}$ and thus the numbering of the \mathcal{P}_j yields

$$F(\mathcal{P}_{n+1}, \mu(\mathcal{P}_{n+1}), \hat{\gamma}) \in \{\mathcal{P}_1, \dots, \mathcal{P}_n\}. \quad (11)$$

Now the optimality principle for V_2 yields

$$\begin{aligned} V_2(\mathcal{Z}) &= \inf_{\mathbf{u} \in \mathcal{U}} \left\{ c_2(\mathcal{Z}, \mathbf{u}) + \sup_{\hat{\gamma} \in \hat{\mathcal{C}}} V_2(F_2(\mathcal{Z}, \mathbf{u}, \hat{\gamma})) \right\} \\ &\leq c_2(\mathcal{Z}, \mu(\mathcal{P}_{n+1})) + \sup_{\hat{\gamma} \in \hat{\mathcal{C}}} V_2(F_2(\mathcal{Z}, \mu(\mathcal{P}_{n+1}), \hat{\gamma})) \\ &= c_2(\mathcal{Z}, \mu(\mathcal{P}_{n+1})) + V_2(\mathcal{Z}_{\max}), \end{aligned} \quad (12)$$

where $\mathcal{Z}_{\max} = (\mathcal{P}_{n+1}, \mathcal{P}_i)^T$ denotes the element from $\{F_2(\mathcal{Z}, \mu(\mathcal{P}_{n+1}), \hat{\gamma}) \mid \hat{\gamma} \in \hat{\mathcal{C}}\}$ realizing the supremum, which exists because F_2 can only assume finitely many values.

Now $X(\mathcal{Z}) \subseteq \mathcal{P}_{n+1}$ implies $\mathcal{P}_i = F(\mathcal{P}_{n+1}, \mu(\mathcal{P}_{n+1}), \hat{\gamma})$ for some suitable $\hat{\gamma}$ and thus from (11) we can conclude $i \leq n$. Furthermore, from the optimality principle for V_1 we obtain

$$\begin{aligned} V_1(\mathcal{P}_{n+1}) &= c_1(\mathcal{P}_{n+1}, \mu(\mathcal{P}_{n+1})) \\ &\quad + \sup_{\hat{\gamma} \in \hat{\mathcal{C}}} V_1(F(\mathcal{P}_{n+1}, \mu(\mathcal{P}_{n+1}), \hat{\gamma})) \\ &\geq c_1(\mathcal{P}_{n+1}, \mu(\mathcal{P}_{n+1})) + V_1(\mathcal{P}_i). \end{aligned}$$

Using the induction assumption $V_1(\mathcal{P}_i) \geq V_2(\mathcal{Z}_{\max})$ (which is applicable since $i \leq n$) and

$$\begin{aligned} c_2(\mathcal{Z}, \mu(\mathcal{P}_{n+1})) &= \sup_{\mathbf{x} \in X(\mathcal{Z})} c^r(\mathbf{x}, \mu(\mathcal{P}_{n+1}))(\mathbf{x}, \mu(\mathcal{P}_{n+1})) \\ &\leq \sup_{\mathbf{x} \in \mathcal{P}_{n+1}} c^r(\mathbf{x}, \mu(\mathcal{P}_{n+1}))(\mathbf{x}, \mu(\mathcal{P}_{n+1})) \\ &= c_1(\mathcal{P}_{n+1}, \mu(\mathcal{P}_{n+1})) \end{aligned}$$

we can continue to estimate

$$\begin{aligned} V_1(\mathcal{P}_{n+1}) &\geq c_1(\mathcal{P}_{n+1}, \mu(\mathcal{P}_{n+1})) + V_1(\mathcal{P}_i) \\ &\geq c_2(\mathcal{Z}, \mu(\mathcal{P}_{n+1})) + V_2(\mathcal{Z}_{\max}) \end{aligned}$$

which together with (12) yields the assertion. ■

In practice, we expect V_2 to be considerably smaller than V_1 , as the numerical example in the following section confirms. Theorem 4.1, however, only yields $V_2 \leq V_1$ because system (8) may not contain any useful additional information compared to (4), which is theoretically possible but appears to be an exceptional case.

V. EXAMPLE

We illustrate our approach with the example of a temperature and fill level control of a tank model. This model is part of the experimental plant "VERA" at the Ruhr-Universität Bochum. Figure 1 shows a schematic image of the model.

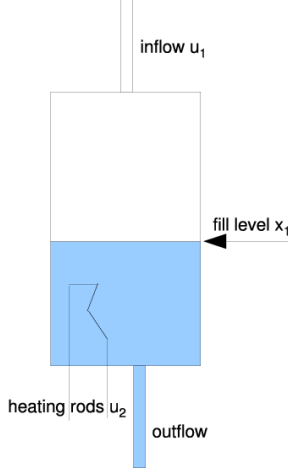


Fig. 1. Model of the tank

We have a two-dimensional state, x_1 is the fill level and x_2 is the temperature of the water in the tank. The fill level is constrained to the interval $[0.26 \text{ m}; 0.45 \text{ m}]$ and the temperature to $[293.15 \text{ K}; 323.15 \text{ K}]$. The first component of the two-dimensional control regulates the inflow with a continuous adjustable valve with values between 0 and 1, discretized with 7 equidistant control values in our algorithm. The second component decides how many (0 to 6) heating rods are turned on. The system dynamics of the model are

$$\dot{x}_1 = \frac{1}{70 \cdot 10^{-3}} \left(q(u_1) \underbrace{-1.5876 \cdot 10^{-5} \sqrt{2gx_1}}_{(*)} \right),$$

$$\dot{x}_2 = \frac{1}{0.07x_1 - 1.9 \cdot 10^{-3}} \left(q(u_1)(\vartheta_{ext} - x_2) + \frac{P_{el}k_h u_2}{\varrho c_p} \right)$$

where

$$q(u_1) = \begin{cases} 0.07 \cdot 10^{-4}(11.1u_1^2 + 13.1u_1 + 0.2), & u_1 > 0.2 \\ 0, & \text{else} \end{cases}$$

and $(*)$ is the outflow of the tank. The constants of the systems dynamics are

P_{el}	3000 W	Electric power of the heating rods
k_h	0.7	Heating coefficient
ϱ	$998 \frac{\text{kg}}{\text{m}^3}$	Density of water
c_p	$4180 \frac{\text{J}}{\text{kgK}}$	Specific heat capacity of water
g	$9.81 \frac{\text{m}}{\text{s}^2}$	Gravitational constant
ϑ_{ext}	293.15 K	Temperature of inflowing water.

The discrete time system (1) is obtained by sampling the continuous time system with sampling period $T = 1.0$. The goal of the optimization is to reach the target set as fast as possible which corresponds to the running cost $c \equiv 1$.

The optimal value functions are computed with a graph theoretic algorithm. To this end, we numerically construct a weighted directed hypergraph, in which for the computation of V_1 each state region \mathcal{P}_i and for the computation of V_2 each event $e_{i,j}$ is represented as a vertex. The transitions of the set valued system generate the hyperedge in the hypergraph. Once the graph is constructed, we can compute the optimal value functions with a min-max version of Dijkstra's shortest path algorithm, see [4], [9] for details. Since this algorithm relies on the optimality principles (6) and (10), for the implementation we do not need an explicit representation of the choice function $\hat{\gamma}$, because by definition of F we get

$$\sup_{\hat{\gamma} \in \hat{\mathcal{C}}} V_1(F(\mathcal{P}, \mathbf{u}, \hat{\gamma})) = \sup_{\mathbf{x} \in \mathcal{P}} V_1(\rho(\mathbf{f}^r(\mathbf{x}, \mathbf{u}))(\mathbf{x}, \mathbf{u}))$$

in (6) and an analogous expression in (10).

In our first computation we use 16^2 quantization regions in order to cover the state space and a target set around the operating point ($x_1 = 0.349 \text{ m}$, $x_2 = 310.56 \text{ K}$) consisting of the 4 regions indicated in black in Figure 2, which shows the optimal value function V_1 .

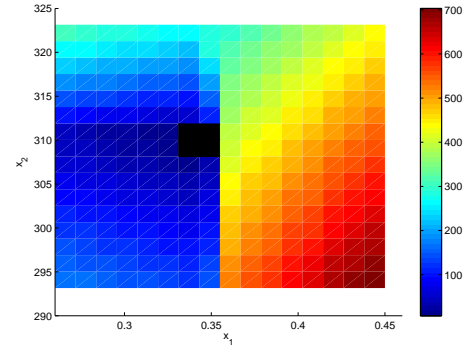


Fig. 2. Value function V_1 for 16^2 regions

The clearly visible jump in the values at $x_1 = 0.36 \text{ m}$ is explainable with the help of the worst case trajectories used in the optimization over the set valued dynamics. A worst case trajectory starting in \mathcal{P} , is defined as

$$\mathcal{X}(0) = \mathcal{P}, \quad \mathcal{X}(k+1) = F(\mathcal{X}(k), \mu(\mathcal{X}(k)), \hat{\gamma}_k),$$

where $\hat{\gamma}_k$ is the function realizing the supremum $\sup_{\hat{\gamma}_k \in \hat{\mathcal{C}}} V_1(F(\mathcal{X}(k), \mu(\mathcal{X}(k)), \hat{\gamma}_k))$ on the right hand side of the optimality principle (6).

Figure 3 shows a typical worst case trajectory with starting region to the right of $x_1 = 0.36 \text{ m}$. Due to the uncertainties included in the model, instead of approaching the target directly, each optimal worst case trajectory starting right of $x_1 = 0.36 \text{ m}$ first moves to the top of the state space, then turns left and eventually moves down to the target which explains the jump in the optimal value function at $x_1 = 0.36 \text{ m}$.

In Figure 4 we see the optimal value functions V_2 for the same partition. The values are smaller and the jump in the values of V_2 has vanished.

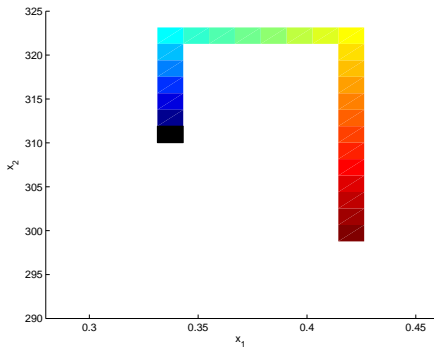


Fig. 3. Worst case trajectory

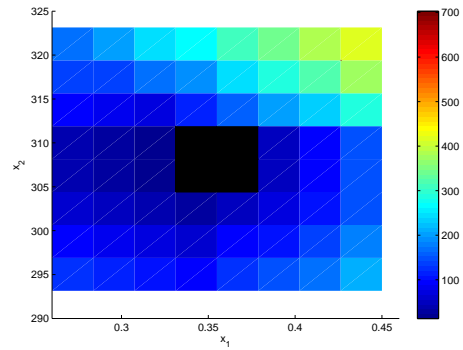


Fig. 5. Value function V_2 for 8^2 regions

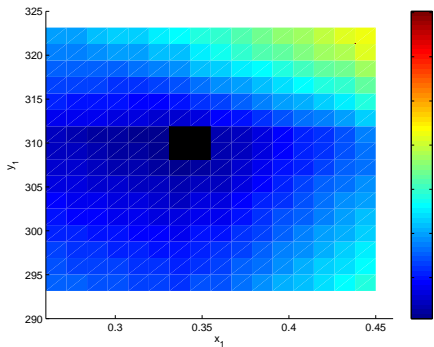


Fig. 4. Value function V_2 for 16^2 regions

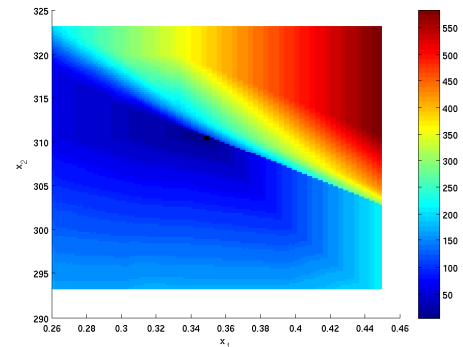


Fig. 6. Value function for a sampled data approach

On a partition with 8^2 regions, the approach via V_1 is no longer feasible because a large part of the state space does not belong to the domain of controllability S . In contrast to this, for V_2 we still get a useful solution as shown in Figure 5. However, this clearly visible advantage comes at the expense of larger (offline) computational effort: on a PC with an Intel Core2 Duo E6850 CPU running at 3.00GHz the computation of Fig. 2 needed 2.42s, while Figures 4 and 5 took 201.51s and 75.08s, respectively. In all cases, the construction of the graph is the by far most expensive part of the algorithm.

Finally, in order to compare our event based approach to the sampled data approach, Figure 6 shows the optimal value function on a partition with 128^2 regions, where F was constructed directly from a sampled data model with sampling period $T = 6.0$. For this approach, such a fine partition is necessary, because on a coarser partition a large part of the state space is no longer controllable to the target. This illustrates the advantages of our proposed event based approach due to the effect described in Remark 2.5.

VI. CONCLUSION

In this paper we have introduced an event based algorithm for the optimal feedback control of nonlinear systems with coarse quantization. Compared to similar approaches for sampled data systems, the algorithm is able to obtain stabilizing feedback laws on much coarser quantizations.

REFERENCES

- [1] K. Åström. Event based control. In A. Astolfi and L. Marconi, editors, *Analysis and Design of Nonlinear Control Systems*, pages 127–147. Springer-Verlag, Berlin 2008.
- [2] K. Åström and B. Berghardsson. Comparison of Riemann and Lebesgue sampling for first order stochastic systems. In *Proceedings of IEEE Conference on Decision and Control*, volume 2, pages 2011–2016, Las Vegas, USA, 2002.
- [3] L. Grüne and O. Junge. Approximately optimal nonlinear stabilization with preservation of the lyapunov function property. In *Proceedings of the 46th IEEE Conference on Decision and Control*, pages 702–707, New Orleans, Louisiana, 2007.
- [4] L. Grüne and O. Junge. Global optimal control of perturbed systems. *Journal of Optimization Theory and Applications*, 136:411–429, 2008.
- [5] L. Grüne and F. Müller. Set oriented optimal control using past information. In *Proceedings of the 18th International Symposium on Mathematical Theory of Networks and Systems MTNS2008*, Blacksburg, Virginia, 2008.
- [6] W.P.M.H. Heemels, J. Sandee, and P.P.J. Van Den Bosch. Analysis of event-driven controllers for linear systems. *International Journal of Control*, 81(4):571–590, 2007.
- [7] E. Kofman and J.H. Braslavsky. Level Crossing Sampling in Feedback Stabilization under Data-Rate Constraints. In *Proceedings of IEEE Conference on Decision and Control*, pages 4423–4428, San Diego, USA, 2006.
- [8] T. Moor, J. Raisch, and S. O’Young. Discrete supervisory control of hybrid systems by l-complete approximations. *Journal of Discrete Event Dynamic Systems*, 12(1):83–107, 2002.
- [9] M. von Lossow. A min-max version of dijkstra’s algorithm with application to perturbed optimal control problems. In *Proceedings of the 6th International Congress on Industrial and Applied Mathematics (ICIAM 07) and GAMM Annual Meeting, PAMM 7(2007)*, pages 4130027–4130028, Zürich, Switzerland, 2007.