

Article

An Algorithm of Daubechies Wavelet Transform in the Final Field When Processing Speech Signals

Dmitry Popov ¹ , Artem Gapochkin ¹ and Alexey Nekrasov ^{2,3,*} 

¹ Department of Informatics and Information Technologies, Moscow Polytechnic University, Bolshaya Semenovskaya 38, Moscow 107023, Russia; damitry@mail.ru (D.P.); warrior_555@rambler.ru (A.G.)

² Institute for Computer Technologies and Information Security, Southern Federal University, Chekhova 2, Taganrog 347922, Russia

³ Institute of High Frequency Technology, Hamburg University of Technology, Denickestraße 22, Hamburg 21073, Germany

* Correspondence: alexei-nekrassov@mail.ru; Tel.: +7-8634-360-484

Received: 16 June 2018; Accepted: 17 July 2018; Published: 18 July 2018



Abstract: Development and improvement of a mathematical model for a large-scale analysis based on the Daubechies discrete wavelet transform will be implemented in an algebraic system possessing a property of ring and field suitable for speech signals processing. Modular codes are widely used in many areas of modern information technologies. The use of these non-positional codes can provide high-speed data processing. Therefore, these algebraic systems should be used in the algorithms of digital processing of signals, which are characterized by processing large amounts of data in real time. In addition, modular codes make it possible to implement large-scale signal processing using the wavelet transform. The paper discusses examples of the Daubechies wavelet transform application. Integer processing, presented in the paper, will reduce the number of rounding errors when processing the speech signals.

Keywords: modular codes; large-scale signal processing; wavelet transform Daubechies; basic functions of Daubechies

1. Introduction

Increasing the productivity of computer systems by reducing the size of the element base of computer technology at the current level of technology development is problematic. In this regard, the problem of parallel data processing is a promising direction. One of the ways to maximize parallel computing is to use the system of residual classes (RNS) as an alternative to traditional positional numeral systems (PSS) [1,2]. Currently, RNS is widely used in cloud computing, digital signal processing, and image processing. Recent studies have proved convincingly that the use of a system of residual classes can significantly accelerate the digital signal processing [3,4]. Numerous algorithms on modular arithmetic [5,6], the implementation of the Fourier transform, number-theoretic transform, and fast convolution in the RNS [7] have been developed. In addition, methods of modular realization of wavelet processing of signals using wavelets of fields of real and complex numbers [8] have been developed. However, the transfer of such digital filters to the structure of finite rings and RNS fields, although it can significantly improve the performance and fault tolerance of the computer system, generates a number of serious difficulties which are associated with the occurrence of rounding errors and violation of the properties of accurate digital signal recovery [3].

RNS is a system with a non-positional amount that allows breaking the number of long length by the number of independent bits of short length for faster calculations and organizing their parallelism. The main advantage of the system is the possibility of faster addition and multiplication in comparison

to all other notation systems, which leads to a strong interest in RNS in the areas where calculations are necessary. Moreover, the use of low-bit numbers in the RNS calculations can significantly reduce power consumption of digital devices [1]. It is useful for the synthesis of RNS computing facilities with a parallel structure, like FPGA (Field-Programmable Gate Array) or ASIC (Application-Specific Integrated Circuit).

However, some operations, including reverse conversion in positional form, comparison and division of numbers in RNS are computationally complex [2,9]. Most obvious approaches to performing non-modular operations in RNS are based on mixed Radix conversion (MRC) and Chinese residue Theorem (CRT) [4]. However, recently much attention has been paid to the search for new alternatives to the implementation of the troubled operations of RNS.

The alternative method of spectral analysis of the variable speech signals is a relatively new wavelet analysis [1,10]. This method of analysis has recently become popular when it is applied to determine spatial or frequency features of the studied non-stationary signal, localization of singular points, data compression, filtering, speech recognition, and image enhancement [1,10,11].

In this paper, we propose a new approach to overcome the difficulty of complex computation, based on the use of finite field wavelets in RNS. The theory of wavelet transform in finite fields is described in [1,3]. Here we propose to apply finite field wavelets in computational RNS structures since the basis of calculations in them is the arithmetics of finite rings and fields [2,5]. The work aims to demonstrate the inaccuracy of calculations when using non-integers. The absence of this is a drawback when performing a transformation in the target field.

2. RNS Background

In RNS, a positive integer is represented as a set of residues on the mutually simple bases selected. This approach allows the replacing of large integer operations with small numbers, which are presented in the form of remnants of the division of large numbers on pre-selected mutually simple modules p_1, p_2, \dots, p_n , if

$$A \equiv \alpha_1 \pmod{p_1}, A \equiv \alpha_2 \pmod{p_2}, \dots, A \equiv \alpha_n \pmod{p_n}$$

Then, an integer A can be matched to the tuple $(\alpha_1, \alpha_2, \dots, \alpha_n)$ of the smallest nonnegative deductions by one of the corresponding classes. This correspondence will be one-to-one, so far, by $A < p_1 p_2 \dots p_n$ virtue of the Chinese theorem on Residues (Chinese Remainder Theorem) [12]. A tuple $(\alpha_1, \alpha_2, \dots, \alpha_n)$ can be considered as one of the ways of representing an integer A in a computer—a modular representation or a representation in the RNS.

The main advantage of this representation is the fact that the operations of addition, subtraction, and multiplication are implemented very simply, according to the formulas:

$$\begin{aligned} A \pm B &= (\alpha_1, \alpha_2, \dots, \alpha_n) \pm (\beta_1, \beta_2, \dots, \beta_n) = \\ &= ((\alpha_1 \pm \beta_1) \pmod{p_1}, (\alpha_2 \pm \beta_2) \pmod{p_2}, \dots, (\alpha_n \pm \beta_n) \pmod{p_n}) \\ A \times B &= (\alpha_1, \alpha_2, \dots, \alpha_n) \times (\beta_1, \beta_2, \dots, \beta_n) = \\ &= ((\alpha_1 \times \beta_1) \pmod{p_1}, (\alpha_2 \times \beta_2) \pmod{p_2}, \dots, (\alpha_n \times \beta_n) \pmod{p_n}) \end{aligned}$$

These operations are called modular, because for their execution in the RNS; one cycle of processing of numerical values is enough, and this processing occurs in parallel, and the value of information in each discharge is independent of other bits.

At signal processing for each of the modules, wavelet transform filters of the finite field can be used (Figure 1). Hardware implementation of analyzing H_i and synthesizing filters F_i for a speech single module requires the use of only modular adders and multipliers.

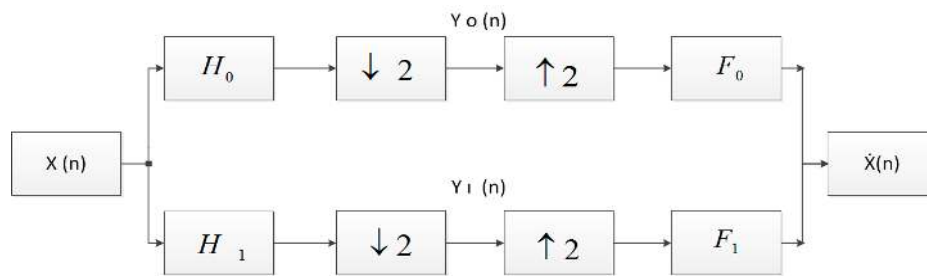


Figure 1. Two-channel set of discrete wavelet transform filters.

3. Model for a Large-Scale Signal Analysis

Wavelet analysis is a special type of linear transformation of functions of a rather wide class. The basis of eigenfunctions, on which the decomposition is carried out, has many special properties. The correct application of these properties allows the researcher to focus on those or other features of the analyzed process which cannot be identified by the traditionally used Fourier and Laplace transformations. The mathematical definition of the continuous wavelet transform is:

$$s(x) \mapsto S(a, b) = \int_{-\infty}^{\infty} \overline{\psi_{ab}(x)} s(x) dx$$

where $s(x)$ is the signal and ψ_{ab} is the analysis function.

The wavelet function must also have the property of time shift and scalability:

$$\psi_{ab}(x) = \frac{1}{\sqrt{a}} \psi\left(\frac{x - b}{a}\right)$$

The ability to calculate wavelet expansion coefficients without integration using algebraic convolution-based operations is represented as follows:

$$a_n^{(i)} = \sum_{k=0}^{N-1} g_k a_{2n-k}^{(i-1)}, \dots i = 1, 2, \dots, J,$$

$$d_n^{(i)} = \sum_{k=0}^{N-1} h_k a_{2n-k}^{(i-1)} \quad a_n^{(0)} \equiv x_n. \tag{1}$$

As one can see, only the addition and multiplication operations are used in Equation (1). The use of only these operations to calculate the discrete wavelet transform allows the most complete use of the capabilities of modular arithmetics to improve the performance of digital signal processing systems, compared with systems operating in traditional positional number systems.

It is proposed that Equation (1) is calculated in a system of residual classes. Choosing the p_j module, the convolution can be expressed as:

$$a_n^{(i)} = \left| \sum_{k=0}^{N-1} g_k a_{2n-k}^{(i-1)} \right|_{p_j} \Big|_{p_i}; \quad i = 1, 2, \dots, J,$$

$$d_n^{(i)} = \left| \sum_{k=0}^{N-1} h_k a_{2n-k}^{(i-1)} \right|_{p_j} \Big|_{p_i}, \quad a_n^{(0)} \equiv x_n.$$

The development of models, methods, and algorithms for digital signal processing in finite fields has recently attracted increased interest from the researchers. This fact is explained by the features

of the structure of the finite field as an algebraic structure. In the finite fields, as well as in the fields of real and complex numbers, it is possible to perform arithmetic operations of addition, subtraction, multiplication, and division [13]. On the other hand, the discrete nature of finite fields is effective in the processing of quantized quantities arising in digital signal processing.

Finite fields (Galois fields) are divided into two types: Simple fields $GF(p)$ and polynomial fields $GF(p^n)$, $n > 1, n \in N$. A simple finite field $GF(p)$ contains a number of elements equal to a prime number p . Any finite field of the elements p is isomorphic to the set of residues $\{0, 1, 2, \dots, p - 1\}$ so the operations of addition, multiplication, and subtraction in $GF(p)$ can be considered as similar operations on integers taken by mod p . The arithmetic of polynomial fields $GF(p^n)$ is more complex and is based on the properties of polynomials over $GF(p)$. In this paper, we will consider only simple fields $GF(p)$ [9,14].

A wavelet transform in a finite field $GF(p)$ is a map that maps a vector $x(m)$ to a sequence of coefficients $\langle x(m), \psi(m - 2k) \rangle$. The inverse transformation is carried out by the following:

$$x(n) = \sum_{k \in Z} \langle x(m), \varphi(m - 2k) \rangle \varphi(n - 2k) + \sum_{k \in Z} \langle x(m), \psi(m - 2k) \rangle \psi(n - 2k). \tag{2}$$

In practice, the wavelet transform is implemented by using a set of filters. Figure 1 shows a two-channel set of discrete wavelet transform filters [4]. Here H_0 and H_1 are the analyzing filters, $\downarrow 2$ is the decimation operator, $\uparrow 2$ is the operator of the dilution of the sample, F_0 and F_1 are the synthesizing filters.

One of the most perspective discrete wavelet transforms is the Daubechies transform (Figure 2) [15,16]. Daubechies wavelets are wavelets with a compact support, which provides the approximation properties of wavelet expansions. They do not have explicit expressions and are set by the coefficients of the filter. Analyzing (decomposing) the high-frequency h and low-frequency g coefficients of the filter, coefficients of the Daubechies (Db4) are given by the following coefficients [1,17]:

$$\begin{aligned} h_0 &= \frac{1+\sqrt{3}}{4\sqrt{2}}, & h_1 &= \frac{3+\sqrt{3}}{4\sqrt{2}}, & h_2 &= \frac{3-\sqrt{3}}{4\sqrt{2}}, & h_3 &= \frac{1-\sqrt{3}}{4\sqrt{2}}, \\ g_0 &= \frac{1-\sqrt{3}}{4\sqrt{2}}, & g_1 &= -\frac{3-\sqrt{3}}{4\sqrt{2}}, & g_2 &= \frac{3+\sqrt{3}}{4\sqrt{2}}, & g_3 &= -\frac{1+\sqrt{3}}{4\sqrt{2}}. \end{aligned} \tag{3}$$

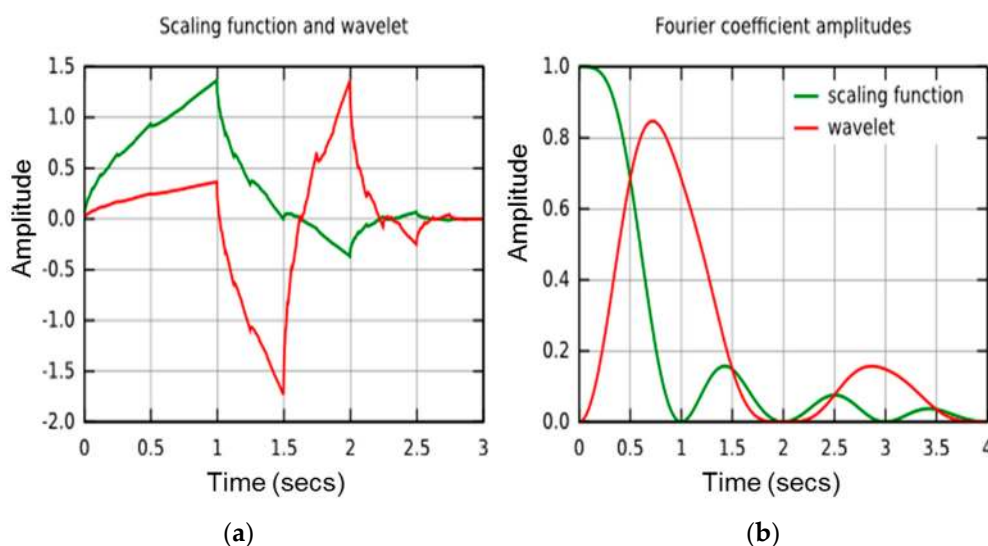


Figure 2. (a) Scaling function of Daubechies 4; (b) frequency component.

We will develop a mathematical model for a large-scale analysis based on the Daubechies discrete wavelet transform, which will be implemented in an algebraic system possessing a property of ring and field [5]. The matrix associated with this set of filters is:

$$E(z) = \begin{pmatrix} E_{00}(z) & E_{01}(z) \\ E_{10}(z) & E_{11}(z) \end{pmatrix}$$

For the set of filters to possess the property of exact recovery of the signal (perfect reconstruction), it is necessary that the matrix $E(z)$ is paraunitary, that means:

$$E^T(z^{-1})E(z) = I$$

where I is the unit matrix [15].

4. Practical Calculation

We consider the implementation of the large-scale signal transformation using the Daubechies discrete wavelet transform. It follows from the coefficient definition that this transformation uses four filter coefficients (3).

The Daubechies transform matrix will be as follows:

$$W = \begin{bmatrix} h_0 & h_1 & h_2 & h_3 & 0 & 0 & 0 & 0 \\ h_3 & -h_2 & h_1 & -h_0 & 0 & 0 & 0 & 0 \\ 0 & 0 & h_0 & h_1 & h_2 & h_3 & 0 & 0 \\ 0 & 0 & h_3 & -h_2 & h_1 & -h_0 & 0 & 0 \\ 0 & 0 & 0 & 0 & h_0 & h_1 & h_2 & h_3 \\ 0 & 0 & 0 & 0 & h_3 & -h_2 & h_1 & -h_0 \\ h_2 & h_3 & 0 & 0 & 0 & 0 & h_0 & h_1 \\ h_1 & -h_0 & 0 & 0 & 0 & 0 & h_3 & -h_2 \end{bmatrix} \tag{4}$$

Let the input sequence be defined by eight counts $x(nT) = \{1, 1, 4, 4, 0, 0, 1, 1\}$ (Figure 3).

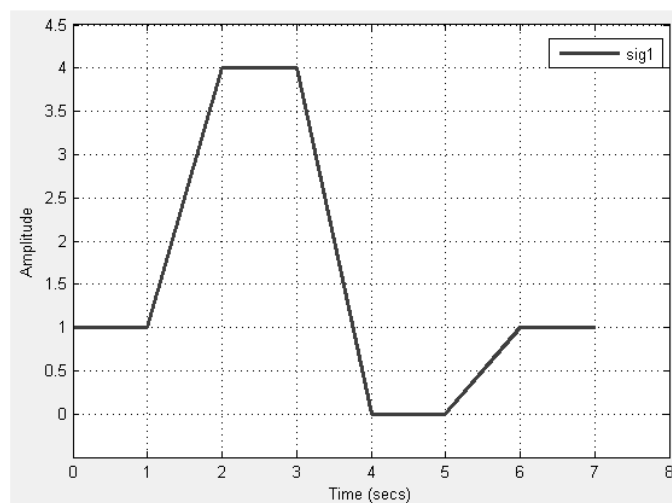


Figure 3. Signal under study.

Then we get:

$$W(i) = W x(i) = \begin{bmatrix} 0.48 & 0.84 & 0.22 & -0.13 & 0 & 0 & 0 & 0 \\ -0.13 & -0.22 & 0.84 & -0.48 & 0 & 0 & 0 & 0 \\ 0 & 0 & 0.48 & 0.84 & 0.22 & -0.13 & 0 & 0 \\ 0 & 0 & -0.13 & -0.22 & 0.84 & -0.48 & 0 & 0 \\ 0 & 0 & 0 & 0 & 0.48 & 0.84 & 0.22 & -0.13 \\ 0 & 0 & 0 & 0 & -0.13 & -0.22 & 0.84 & -0.48 \\ 0.22 & -0.13 & 0 & 0 & 0 & 0 & 0.48 & 0.84 \\ 0.84 & -0.48 & 0 & 0 & 0 & 0 & -0.13 & -0.22 \end{bmatrix} \times \begin{bmatrix} 1 \\ 1 \\ 4 \\ 4 \\ 0 \\ 0 \\ 1 \\ 1 \end{bmatrix} \quad (5)$$

Using Matrix (5) to the original input sequence, the following result has been obtained [18]:

$$\begin{aligned} X_0 &= x_0h_0 + x_1h_1 + x_2h_2 + x_3h_3 = 1 \cdot 0.48 + 1 \cdot 0.84 + 4 \cdot 0.22 + 4 \cdot (-0.13) = 1.68 \\ X_1 &= x_0h_3 - x_1h_2 + x_2h_1 - x_3h_0 = 1 \cdot (-0.13) - 1 \cdot 0.22 + 4 \cdot 0.84 + 4 \cdot (-0.48) = 1.09 \\ X_2 &= x_2h_0 + x_3h_1 + x_4h_2 + x_5h_3 = 4 \cdot 0.48 + 4 \cdot 0.84 + 0 \cdot 0.22 + 0 \cdot (-0.13) = 5.28 \\ X_3 &= x_2h_3 - x_3h_2 + x_4h_1 - x_5h_0 = 4 \cdot (-0.13) - 4 \cdot 0.22 + 0 \cdot 0.84 + 0 \cdot (-0.48) = -1.4 \\ X_4 &= x_4h_0 + x_5h_1 + x_6h_2 + x_7h_3 = 0 \cdot 0.48 + 0 \cdot 0.84 + 1 \cdot 0.22 + 1 \cdot (-0.13) = 0.09 \\ X_5 &= x_4h_3 - x_5h_2 + x_6h_1 - x_7h_0 = 0 \cdot (-0.13) - 0 \cdot 0.22 + 1 \cdot 0.84 + 1 \cdot (-0.48) = 0.36 \\ X_6 &= x_6h_0 + x_7h_1 + x_0h_2 + x_1h_3 = 1 \cdot 0.48 + 1 \cdot 0.84 + 1 \cdot 0.22 + 1 \cdot (-0.13) = 1.41 \\ X_7 &= x_6h_3 - x_7h_2 + x_0h_1 - x_1h_0 = 1 \cdot (-0.13) - 1 \cdot 0.22 + 1 \cdot 0.84 + 1 \cdot (-0.48) = 0.01 \end{aligned}$$

Thus, during a large-scale wavelet transform Db4, a signal image consisting of four smooth coefficients that correspond to even spectral components $\{X_0, X_2, X_4, X_6\}$, which together form the basis of the smoothing filter, is obtained H_1 .

Hence, it is clear that a wavelet transform of any signal can, therefore, be viewed as passing the original image through a quadrature mirror filter (QMF) that consists of a pair of a low-pass filter (H) and of a high-pass filter (G) [7].

Now, we consider the signal reconstruction procedure by using the inverse wavelet transform. To carry out this operation, it seems necessary to use a transposed matrix. Then the Daubechies inverse transform matrix will be as follows [8,13]:

$$W^T = \begin{bmatrix} h_0 & h_3 & 0 & 0 & 0 & 0 & h_2 & h_1 \\ h_1 & -h_2 & 0 & 0 & 0 & 0 & h_3 & -h_0 \\ h_2 & h_1 & h_0 & h_3 & 0 & 0 & 0 & 0 \\ h_3 & -h_0 & h_1 & -h_2 & 0 & 0 & 0 & 0 \\ 0 & 0 & h_2 & h_1 & h_0 & h_3 & 0 & 0 \\ 0 & 0 & h_3 & -h_0 & h_1 & -h_2 & 0 & 0 \\ h_2 & h_3 & 0 & 0 & h_2 & h_1 & h_0 & h_3 \\ h_1 & -h_0 & 0 & 0 & h_3 & -h_0 & h_1 & -h_2 \end{bmatrix} \quad (6)$$

$$W^T = \begin{bmatrix} 0.48 & -0.13 & 0 & 0 & 0 & 0 & 0.22 & 0.84 \\ 0.84 & -0.22 & 0 & 0 & 0 & 0 & -0.13 & -0.48 \\ 0.22 & 0.84 & 0.48 & -0.13 & 0 & 0 & 0 & 0 \\ -0.13 & -0.48 & 0.84 & -0.22 & 0 & 0 & 0 & 0 \\ 0 & 0 & 0.22 & 0.84 & 0.48 & -0.13 & 0 & 0 \\ 0 & 0 & -0.13 & -0.48 & 0.84 & -0.22 & 0 & 0 \\ 0.22 & -0.13 & 0 & 0 & 0.22 & 0.84 & 0.48 & -0.13 \\ 0.84 & -0.48 & 0 & 0 & -0.13 & -0.48 & 0.84 & -0.22 \end{bmatrix} \quad (7)$$

We will use Matrix (7) to compute the inverse transform.

Using $W(i) = [1.68; 1.09; 5.28; -1.4; 0.09; 0.36; 1.41; 0.01]$ as the input vector, we get:

$$f(x) = W^T W(x) = \begin{bmatrix} 0.48 & -0.13 & 0 & 0 & 0 & 0 & 0.22 & 0.84 \\ 0.84 & -0.22 & 0 & 0 & 0 & 0 & -0.13 & -0.48 \\ 0.22 & 0.84 & 0.48 & -0.13 & 0 & 0 & 0 & 0 \\ -0.13 & -0.48 & 0.84 & -0.22 & 0 & 0 & 0 & 0 \\ 0 & 0 & 0.22 & 0.84 & 0.48 & -0.13 & 0 & 0 \\ 0 & 0 & -0.13 & -0.48 & 0.84 & -0.22 & 0 & 0 \\ 0.22 & -0.13 & 0 & 0 & 0.22 & 0.84 & 0.48 & -0.13 \\ 0.84 & -0.48 & 0 & 0 & -0.13 & -0.48 & 0.84 & -0.22 \end{bmatrix} \times \begin{bmatrix} 1.68 \\ 1.09 \\ 5.28 \\ -1.4 \\ 0.09 \\ 0.36 \\ 1.41 \\ 0.01 \end{bmatrix} \quad (8)$$

Applying this matrix to the calculated input spectral sequence, we obtain the following result:

$$\begin{aligned} x_0 &= X_0h_0 + X_1h_1 + X_6h_2 + X_7h_3 = 1.68 \cdot 0.48 - 0.13 \cdot 1.09 + 1.42 \cdot 0.22 + 0.01 \cdot 0.84 = 0.9833 \\ x_1 &= X_0h_1 - X_1h_2 + X_6h_3 - X_3h_0 = 1.68 \cdot 0.84 - 1.09 \cdot 0.22 - 1.41 \cdot 0.13 + 0.01 \cdot (-0.48) = 0.984 \\ x_2 &= X_0h_2 + X_1h_1 + X_2h_0 + X_3h_3 = 1.68 \cdot 0.22 + 1.09 \cdot 0.84 + 5.28 \cdot 0.48 + 1.4 \cdot 0.13 = 4.001 \\ x_3 &= X_0h_3 - X_1h_0 + X_2h_1 - X_3h_2 = -1.68 \cdot 0.13 - 1.09 \cdot 0.48 + 5.28 \cdot 0.84 + 1.4 \cdot 0.22 = 4.001 \\ x_4 &= X_2h_2 + X_3h_1 + X_4h_0 + X_5h_3 = 5.28 \cdot 0.22 - 1.4 \cdot 0.84 + 0.09 \cdot 0.48 - 0.36 \cdot 0.13 = 0.018 \\ x_5 &= X_2h_3 - X_3h_0 + X_4h_1 - X_5h_2 = -5.28 \cdot 0.13 + 1.4 \cdot 0.48 + 0.09 \cdot 0.84 - 0.36 \cdot 0.22 = -0.018 \\ x_6 &= X_4h_2 + X_5h_1 + X_6h_0 + X_7h_3 = 0.09 \cdot 0.22 + 0.36 \cdot 0.84 + 1.41 \cdot 0.48 - 0.13 \cdot 0.01 = 0.989 \\ x_7 &= X_4h_3 - X_5h_0 + X_6h_1 - X_7h_2 = -0.09 \cdot 0.13 - 0.36 \cdot 0.48 + 1.41 \cdot 0.84 - 0.22 \cdot 0.01 = 0.997 \end{aligned}$$

As can be seen from Equation (8), the result differs from the input data; this difference is due to the different rounding calculations (Figure 4).

To build the matrix of direct conversion in the whole numbers, it is necessary to determine the basis of the field in which transformation and calculation of matrices will be carried out. Here, the basis of the expression $p = 28559$ is used. Thus, the conversion factors in the specified field will take the following values $C_1 = 5070, C_2 = 12252, C_3 = -19265, C_4 = -26447$.

By determining the base of the field and conversion factors, we can build a direct transformation matrix:

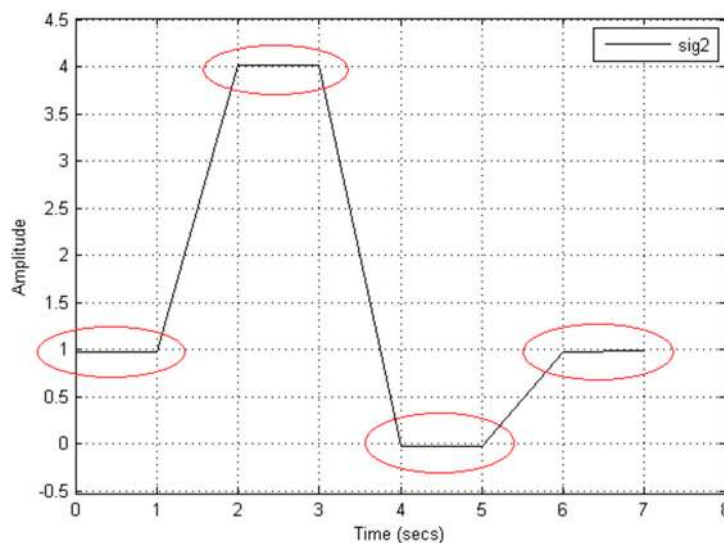


Figure 4. The recovered signal.

$$W = \begin{bmatrix} 5070 & 12252 & -19265 & -26447 & 0 & 0 & 0 & 0 \\ -26447 & 19265 & 12252 & 23489 & 0 & 0 & 0 & 0 \\ 0 & 0 & 5070 & 12252 & -19265 & -26447 & 0 & 0 \\ 0 & 0 & -26447 & 19265 & 12252 & 23489 & 0 & 0 \\ 0 & 0 & 0 & 0 & 5070 & 12252 & -19265 & -26447 \\ 0 & 0 & 0 & 0 & -26447 & 19265 & 12252 & 23489 \\ -19265 & -26447 & 0 & 0 & 0 & 0 & 5070 & 12252 \\ 12252 & 23489 & 0 & 0 & 0 & 0 & -26447 & 19265 \end{bmatrix} \quad (9)$$

Let us perform direct transformations over the same vector of input data, but with an integer matrix:

$$W'(i) = W'x(i) = \begin{bmatrix} 5070 & 12252 & -19265 & -26447 & 0 & 0 & 0 & 0 \\ -26447 & 19265 & 12252 & 23489 & 0 & 0 & 0 & 0 \\ 0 & 0 & 5070 & 12252 & -19265 & -26447 & 0 & 0 \\ 0 & 0 & -26447 & 19265 & 12252 & 23489 & 0 & 0 \\ 0 & 0 & 0 & 0 & 5070 & 12252 & -19265 & -26447 \\ 0 & 0 & 0 & 0 & -26447 & 19265 & 12252 & 23489 \\ -19265 & -26447 & 0 & 0 & 0 & 0 & 5070 & 12252 \\ 12252 & 23489 & 0 & 0 & 0 & 0 & -26447 & 19265 \end{bmatrix} \times \begin{bmatrix} 1 \\ 1 \\ 4 \\ 4 \\ 0 \\ 0 \\ 1 \\ 1 \end{bmatrix} \quad (10)$$

Then we use Matrix (9) to compute the inverse transform W'^T . Using $W'(i) = [-165526; 135782; 69288; -28728; -45712; 35741; -11050; 28559]$ as the input vector, we get $f(x) = W'^T W'(i) = [1; 1; 4; 4; 0; 0; 1; 1]$.

The average error can be evaluated as follows:

$$E = \frac{(1 - X'_0) + (1 - X'_1) + (4 - X'_2) + (4 - X'_3) + (0 - X'_4) + (0 - X'_5) + (1 - X'_6) + (1 - X'_7)}{8} \quad (11)$$

and in this particular case is 0.0015.

This example can be used as a stage of construction of a mathematical model of a digital wavelet filter that calculates the coefficients of one of the selected modules in RNS. One can build a similar system in RNS for each of the other modules, or only for some of them. As a result, the resulting system will enable even more parallel processing of data, so that consequently the speed will be increased.

Simulation of calculations was carried out in MATLAB integrated programming environment.

The examples show that the proposed approach of speech signal processing in RNS can reduce rounding errors when performing the multiscale signal analysis. The use of wavelet transforms in RNS makes it possible to provide high accuracy of calculations, since the coefficients of filters, which are real numbers, are represented as integers, which under certain conditions of execution of the Daubechies wavelet transform will lead to the exit beyond the working range—all this will negatively affect the accuracy of calculations.

The calculated data indicate that the use of wavelet transforms is reversible. In this case, due to rounding errors, which are determined by the positional number system, the final result of the inverse wavelet transform is slightly different from the original. One of the ways to solve this problem can be connected with the use of non-positional modular codes. The integer processing implementation will reduce rounding errors. The application of the system of residual classes for the implementation of the Daubechies wavelet transform is shown in [10,18].

Thus, we have proven a criterion for the construction of matrices of any paraunitary size and order over a finite field and have also shown how to use constructed paraunitary matrices to create multi-channel sets of filters in a system of residual classes with the property of accurate signal recovery, and to accelerate digital processing.

5. Discussion

A new approach to filtering in RNS based on the use of Daubechies wavelets of a finite field has been proposed in this paper. The use of RNS with simple modules allows implementing wavelet processing of signals within the framework of finite field arithmetics. At the same time, the use of finite field wavelets avoids rounding errors that inevitably occur when using traditional wavelets of real and complex number fields in RNS. The combined use of sets of finite field filters and parallel modular RNS structures makes it possible to develop high-performance and fault-tolerant information processing algorithms.

These examples show that the proposed approach of digital signal processing in RNS has the ability to increase the number of parallel and independent channels of information processing. The use of finite field wavelets in RNS opens up prospects for the development of new algorithms for processing digital signals (noise removal, speech recognition, the study of non-stationary signals) [12].

The use of matrices with real values leads to the occurrence of errors. The nature of such errors lies in limitations related to the use of real values, namely rounding to a certain number of decimal places. Such rounding during multiplication of matrices gives a significant error. Thus, it is obvious that the application of integer matrices to the wavelet transformation helps to achieve more precise calculations at the expense of failure of a constraint in the form of rounding.

6. Conclusions

A new approach to filtering in RNS based on the use of finite field wavelets is proposed. The use of RNS with simple modules allows implementing the wavelet processing of signals within the framework of finite field arithmetics. At the same time, the use of finite field wavelets avoids rounding errors that inevitably occur when using the traditional wavelets of real and complex numerical fields in RNS.

The calculated data show that the use of the wavelet transforms is, in fact, a reversible transform. However, due to rounding errors, which are determined by a positional number system, the final result of the inverse wavelet transform is slightly different from the original. The solution to this problem could be found by using non-positional modular codes. The integer processing, provided by them, will reduce the number of rounding errors when processing the speech signals. Thus, the proposed algorithm can also be applied in graphics and video data streams processing and encoding [14], in addition to speech signal processing.

Further work in this important direction should be in the development of new, fast methods of construction of the paraunitary matrices of the finite field. The successful solution of this problem will open up prospects for the study of other signal processing methods and algorithms.

Author Contributions: D.P. and A.G. proposed the concept, algorithm and wrote the manuscript; A.N. contributed to the algorithm, interpretation of results and editing the manuscript.

Acknowledgments: The authors would like to express their sincere thanks to Arne Jacob, Klaus Schünemann, Hamburg University of Technology, for research opportunity provided. A.N. would like to express his sincere thanks to the German Academic Exchange Service (DAAD) for the support of his exchange visit.

Conflicts of Interest: The authors declare no conflict of interest.

References

1. Astafieva, N.M. Wavelet analysis: Basic theory and application examples. *Phys. Uspekhi* **1996**, *39*, 1085–1108. [[CrossRef](#)]
2. Chervyakov, N.I.; Sakhnyuk, P.A.; Shaposhnikov, A.V.; Makokha, A.N. *Neurocomputers in the Residual Classes*; Radiotekhnika: Moscow, Russia, 2003.
3. Fekri, F.; Mersereau, R.M.; Shafer, R.W. Theory of wavelet transform over finite fields. In Proceedings of the IEEE International Conference on Acoustics, Speech, and Signal Processing ICASSP99, Phoenix, AZ, USA, 15–19 March 1999; Volume 3, pp. 1213–1216. [[CrossRef](#)]

4. Jin, Z.; Wu, J. The application of Residue number system to the design of high-speed FIR filters. *Adv. Eng. Res.* **2015**, *37*, 828–832. [[CrossRef](#)]
5. Ramirez, J.; Garcia, A.; Fernandez, P.G.; Parilla, L.; Lloris, A. A new architecture to compute the discrete cosine transform using the quadratic residue number system. In Proceedings of the 2000 International Symposium on Circuits and Systems, Genova, Switzerland, 28–31 May 2000; pp. 321–324. [[CrossRef](#)]
6. Petricca, M.; Albicocco, P.; Cardarilli, G.C.; Nannarelli, A.; Re, M. Power efficient design of parallel/serial FIR filters in RNS. In Proceedings of the 46th IEEE Conference on Signals, Systems and Computers, Pacific Grove, CA, USA, 4–7 November 2012; pp. 1015–1019. [[CrossRef](#)]
7. Molahosseini, A.S.; Sorouri, S.; Zarandi, A.A.E. Research challenges in next-generation residue number system architectures. In Proceedings of the 7th IEEE Conference on Computer Science & Education, Melbourne, Australia, 14–17 July 2012; pp. 1658–1661. [[CrossRef](#)]
8. Popov, D.I.; Gapochkin, A.V. Improving the accuracy of wavelet analysis of sound signals. In Proceedings of the All-Russian Scientific-practical Conference on Information-telecommunication Systems and Technologies, Kemerovo, Russia, 16–17 October 2015; pp. 224–225.
9. Chervyakov, N.I.; Sakhnyuk, P.A.; Shaposhnikov, A.V.; Ryadnov, S.A. *Modular Parallel Computational Structures of Neural Systems*; Fizmatlit: Moscow, Russia, 2003.
10. Delgosha, F.; Fekri, F. Stream cipher using finite-field wavelets. In Proceedings of the IEEE International Conference on Acoustics, Speech, and Signal Processing ICASSP'05, Philadelphia, PA, USA, 23 March 2005; Volume 5, pp. 689–692. [[CrossRef](#)]
11. Garcia, A.; Meyer-Baese, U.; Taylor, F. Pipelined Hogenauer CIC filters using field-programmable logic and residue number system. In Proceedings of the IEEE International Conference on Acoustics, Speech and Signal Processing ICASSP'98, Seattle, WA, USA, 15 May 1998; Volume 5, pp. 3085–3088. [[CrossRef](#)]
12. Thakulsukanant, K.; Lee, W.; Patanavijit, V. An experimental performance analysis of image reconstruction techniques under both Gaussian and non-Gaussian noise models. In Proceedings of the 4th IEEE Conference on Knowledge and Smart Technology, Chonburi, Thailand, 7–8 July 2012; pp. 49–56. [[CrossRef](#)]
13. Kravchenko, D.A.; Gapochkin, A.V.; Kalmykov, M.I. Large-scale signal processing based on Haar transform. *Adv. Curr. Nat. Sci.* **2014**, *12*, 126–130.
14. Popov, D.I.; Gapochkin, A.V. Development and application of composite logistics functions to improve the speed of training of wavelet neural networks in speech recognition systems. *ARPN J. Eng. Appl. Sci.* **2016**, *11*, 73–77.
15. Blatter, C. *Wavelet Analysis. Basic Theory*; Tekhnosfera: Moscow, Russia, 2006.
16. Gapochkin, A.V. Modular transforms in wavelet analysis of signals for speech recognition. *Actual Issues Sci.* **2014**, *12*, 27–35.
17. Gapochkin, A.V.; Klimenko, V.D.; Kalmykov, M.I. Digital signal processing using modular non-positional codes. *Mod. High Technol.* **2014**, *10*, 15–20.
18. Kalmykov, I.A.; Katkov, K.A.; Naumenko, D.O.; Sarkisov, A.B.; Makarova, A.V. Parallel modular technologies in digital signal processing. *Life Sci. J.* **2014**, *11*, 435–438.



© 2018 by the authors. Licensee MDPI, Basel, Switzerland. This article is an open access article distributed under the terms and conditions of the Creative Commons Attribution (CC BY) license (<http://creativecommons.org/licenses/by/4.0/>).