

Research Article

An Apriori Algorithm-Based Association Rule Analysis to Identify Herb Combinations for Treating Uremic Pruritus Using Chinese Herbal Bath Therapy

Ping-Hsun Lu,^{1,2} Jui-Lin Keng,³ Ko-Li Kuo,^{4,5} Yu-Fang Wang,¹ Yu-Chih Tai,^{1,2} and Chan-Yen Kuo⁶ 

¹Department of Chinese Medicine, Taipei Tzu Chi Hospital, Buddhist Tzu Chi Medical Foundation, New Taipei, Taiwan

²School of Post-Baccalaureate Chinese Medicine, Tzu Chi University, Hualien, Taiwan

³Department of Applied Mathematics, University of Washington, Seattle, WA, USA

⁴Division of Nephrology, Department of Internal Medicine, Taipei Tzu Chi Hospital, Buddhist Tzu Chi Medical Foundation, New Taipei, Taiwan

⁵School of Medicine, Tzu Chi University, Hualien, Taiwan

⁶Department of Research, Taipei Tzu Chi Hospital, Buddhist Tzu Chi Medical Foundation, New Taipei City, Taiwan

Correspondence should be addressed to Yu-Chih Tai; tyc5326@gmail.com and Chan-Yen Kuo; cykuo863135@gmail.com

Received 29 September 2020; Revised 23 October 2020; Accepted 24 October 2020; Published 23 November 2020

Academic Editor: Priscila Souza

Copyright © 2020 Ping-Hsun Lu et al. This is an open access article distributed under the Creative Commons Attribution License, which permits unrestricted use, distribution, and reproduction in any medium, provided the original work is properly cited.

Uremic pruritus (UP) is prevalent among patients with end-stage renal disease (ESRD), which causes severe itching and affects their quality of life. Additionally, patients experience fatigue and depression, and an increased risk of mortality has also been reported. A meta-analysis of 17 randomized controlled trials (RCTs) has indicated that Chinese herbal bath therapy (CHBT) had adjuvant benefits in improving UP in ESRD patients, and previous studies have reported that herb combinations were more useful than treatment with a single herb. Association rule analysis has been used to evaluate potential correlations between herb combinations, and Apriori algorithms are one of the most powerful machine-learning algorithms available for identifying associations within databases. Therefore, we used the Apriori algorithm to analyze association rules of potential core herb combinations for use in CHBT for UP treatment using data from a meta-analysis of 17 RCTs that used CHBT for UP treatment. Data on 43 CHBT herbs were extracted from 17 RCTs included for analysis and we found 19 association rules. The results indicated that the following herb combinations $\{\text{Chuanxiong, Baijili}\} \geq \{\text{Dahuang}\}$ and $\{\text{Dahuang, Baijili}\} \geq \{\text{Chuanxiong}\}$ were most strongly associated, implying that these herb combinations represent potential CHBT treatments for UP.

1. Introduction

Uremic pruritus (UP) is a common but annoying symptom among patients with advanced chronic kidney disease (CKD) or on dialysis; it affects 24% of nondialysis CKD patients and 55% of dialysis patients [1, 2]. UP may be generalized or localized and typically worsens at night, thereby affecting sleep quality. The persistence of these symptoms leads to patients becoming fatigued, anxious, and depressed. Furthermore, the risk of mortality increases due to chronic fatigue syndrome [3, 4]. The pathogenesis of UP is

not fully understood but systemic inflammation and opioid system imbalance are thought to be important contributors [3, 5, 6]. Additionally, effective treatment strategies for UP are lacking as its pathophysiology is not completely understood. Current therapies like antihistamines, gabapentin, nalfurafine, and phototherapy not only have a limited therapeutic effect but are also associated with adverse effects, such as dizziness, drowsiness, and somnolence [7, 8]. Therefore, alternative treatments for UP are required.

Complementary and alternative medicine is an attractive treatment option for UP because it is cheap and can have

fewer side effects [9]. Chinese herbal bath therapy (CHBT) is an ancient treatment method that has been broadly used in China for thousands of years to ameliorate symptoms of certain diseases, including UP in uremic patients [7, 8]. The medicinal ingredients used in CHBT can improve blood circulation and have been shown to have analgesic and anti-inflammatory effects [10,11]. A recent meta-analysis has revealed CHBT to be effective as an adjunct therapy for improving UP among ESRD patients and the possible underlying mechanisms include improved blood circulation to promote metabolism, elimination of uremia-associated toxins [7,12], and anti-inflammatory effects [10,13]. It is widely recognized that both selection and combination of herbs used in CHBT are crucial for its success, and the principles used for selecting and combining such herbs follow ancient theories provided in the Rhymed Discourse for Topical Remedies and prescriptions of Chinese Materia Medica [14, 15]. Nevertheless, there is no clear consensus on the standard of CHBT herbs, or their combinations, for use in UP treatment.

Data mining methods have recently gained broad application in Chinese medicine, and many studies have used data mining to provide benchmarks for selecting and combining herbs for treating CKD [16], bone marrow suppression [17], and breast cancer recurrence and metastasis [18]. Even though the clinical practice of prescribing herbal medications is based on combinations of herbs, criteria for determining requisite combinations are lacking. Thus, association rule analysis could be used as an essential and practical approach for exploring the fundamental rules that would yield effective herb combinations. In recent years, machine-learning algorithms have been applied in many fields, including Chinese medicine. Apriori, an association rule learning algorithm, can determine the frequency of sets of items in databases [19] and also the importance of association rules based on certain metrics, such as support, confidence, and lift. Apriori offers thorough association analysis and can provide insights into trends within a database [19].

Hence, we aimed to explore potential core herb combinations for CHBT that can be used in the treatment of UP using an Apriori algorithm-based association rule analysis on datasets derived from a meta-analysis of 17 randomized controlled trials (RCTs) [8].

2. Materials and Methods

2.1. Data Sources and Selection Criteria. This analysis was based on the previously reported meta-analysis of 17 RCTs on CHBT treatment for UP [8]. We extracted data on herbs used for CHBT from these 17 RCTs collected from 2004 to 2017.

This meta-analysis included 970 UP patients with advanced CKD or those who were on dialysis; patients were graded according to the diagnostic criteria of the Chinese diagnostic standard or National Kidney Foundation (NKF) [8]. All the included studies were required to have precise outcome data on UP assessment parameters and to have conducted the herbal bath with only the patient's head

remaining out of the water. The exclusion criteria were the use of other traditional Chinese medicine treatments by the patients or incomplete outcome data. The CHBT prescription uses an average of 11 Chinese herbs; the average duration of CHBT treatment was 4.7 weeks. Compared with the control group, CHBT has significantly improved visual analog scale (VAS) and symptom scores.

2.2. Risk of Bias Assessment. The methodological quality of the studies included for the meta-analysis was assessed using the Cochrane risk of bias (RoB) 2.0 tool [20]. This tool has five domains for assessing the risk of bias and the responses to questions in each domain are combined to provide an estimate of the overall quality of the RCT. This quality assessment procedure has been described in detail previously [8].

2.3. Data Analysis. We investigated the frequency of use of Chinese medicinal herbs. The software RStudio (version 1.2.5033, Integrated Development for R, RStudio, PBC, Boston, MA) was used to conduct the Apriori association rule learning analysis and to plot charts [21]. Data was processed into 17 columns with each column representing one CHBT formula, and data were fitted using the R package "arules." Additionally, charts were produced and visualized by fitting data into the R package, "arulesViz."

Association rule learning algorithms are the most popular method of identifying and analyzing trends or relations within transaction data [22]. Many studies have utilized association rule learning algorithms to detect hidden relations in medical fields [16–18]. Generally, an Apriori algorithm connects an antecedent set of items to a consequent set of items based on the notion that these two sets of items only occur together in the database, rather than due to a causal effect.

Support, confidence, expected confidence, and lift are four standard metrics used to measure associations between items in the Apriori algorithm. Support measures the proportion of CHBT formulas in which a certain herb appears while confidence measures the proportion of CHBT formulas with herb A, in which herb B also appears. Next, expected confidence measures the percentage of occurrences containing the consequent in a relation and represents the probability of the consequent if it is independent of the antecedent. Lastly, lift is the results obtained when confidence is divided by expected confidence and represents the likelihood of an increase in the consequent given a particular antecedent. In other words, lift quantifies the probability of herb B appearing when herb A is present in a CHBT formula while controlling for expected confidence.

We analyzed the 19 best association rules with the minimum values for support and confidence being 5% and 90%, respectively. The reason for choosing these criteria was that the highest value for support was only 0.13636364. Additionally, the values of confidence for overall association rules were above 0.5. Based on the minimum requirements of the metrics, we filtered out less significant association rules and found that 19 association rules remained in the

dataset. Lastly, as the confidence values for all 19 association rules in this study were unity, the association rules were sorted in descending order based on values obtained for the metric “support”.

3. Results

3.1. Study Characteristics and Risk of Bias Assessment. The methodologic quality of the retrieved studies is summarized in Table 1 and a detailed RoB assessment is provided in Supplementary Figure 1 [8]. The overall quality of the 17 RCTs was variable, with only two of them determined to be “moderate.” Possible reasons include the fact that only one article described a specific grouping method, none of the retrieved studies described allocation concealment, and only one trial used patient blinding.

3.2. Distribution of the Herb. We identified 43 herbs from the 17 RCTs included in the aforementioned meta-analysis. The frequency distribution of herbs is shown in Figure 1 and the Latin scientific names of the species are shown in Table 2. The 10 most-frequently selected herbs for use in CHBT for treating UP were Difuzi, Baixianpi, Kushen, Chantui, Danggui, Xixin, Chuanxiong, Jingjie, Tufulin, and Dahuang.

3.3. Apriori Algorithm-Based Association Rule Analysis for Item Sets of Herbs Combinations. We analyzed 19 association rules based on data from 17 Chinese-medical-herb formulas. The association rules were converted to a scatter plot with support values on the x -axis and confidence values on the y -axis. The color of each association rule was determined by its lift value (Figure 2). We found that all association rules had a relatively high lift, indicating that the likelihood of antecedent herb and consequent herb being in an association rule together was multiple times that of the consequent herb when used alone. The confidence values for all 19 association rules was one, implying that each pair of the antecedent and the consequent herb appeared together whenever the antecedent herb was present in a formula in all 19 association rules. In contrast, only two values were obtained for support (0.13636364, 0.09090909); therefore, as seen in Figure 2, there was overlap among the 16 association rules on the left-hand side and among the three association rules on the right-hand side. These observations on support values revealed that the antecedent herb in each association rule did not frequently show in the 19 formulas. Thus, we deduced that each formula used for treating UP was implemented independently. All 19 association rules are listed in Table 3.

A grouping matrix diagram, which displays the general distribution of clustered association rules, showed similar cluster-grouping of association rules (Figure 3). The horizontal ordinate represents 9 clusters, and the vertical ordinate stands for items produced by the 9 clusters (rules). The depth of color within a circle represents the degree of lift such that the darker the color, the higher the degree of lift. Circle size represents the degree of support such that the larger the circle, the higher the degree of support. The herb combinations $\{\text{Chuanxiong, Baijili}\} \geq \{\text{Dahuang}\}$,

$\{\text{Dahuang, Baijili}\} \geq \{\text{Chuanxiong}\}$ were interactively selected and they revealed the association rules connecting from antecedent (LHS) to consequent (RHS) item sets. The results of these interactively selected association rules consistently corresponded with association rules #4 $\{\text{Chuanxiong}\} \geq \{\text{Dahuang}\}$ and #5 $\{\text{Dahuang}\} \geq \{\text{Chuanxiong}\}$, as seen in Table 3.

4. Discussion

Our results indicate that Chuanxiong, Baijili, and Dahuang, and Dahuang, Baijili, and Chuanxiong were the most-frequently used core herb combinations in CHBT for UP. Importantly, a meta-analysis of CHBT for UP revealed that the herb combination used in CHBT played a significant role in improving UP symptoms in patients with advanced CKD [8]. The usefulness of evidence-based strategies for selecting herbs for further treatment can be determined by their efficacy, and to the best of our knowledge, this is the first report on potential core herb combinations in CHBT for UP.

The current studies confirm that Chinese medicinal formulas containing herb combinations, when used orally or externally, are beneficial for patients with UP and that the possible underlying mechanisms include anti-inflammatory effects [10, 13], accelerating blood circulation to promote metabolism and eliminating uremia toxins [7, 12]. Chen et al. have reported a RCT that combined hemodialysis and an oral uremic clearance granule (UCG) containing 16 herbs, such as Chuanxiong, Dahuang, Kushen, Danshen, Heshouwu, and Sangbaipi, among others. They state that these herbs could not only significantly reduce itching when measured using a visual analog scale but also ameliorate renal function and reduce serum levels of phosphorus, calcium, intact parathyroid hormone (iPTH), and inflammatory biomarker, such as beta 2-microglobulin (β 2-MG) [9]. Additionally, Kao et al. have revealed that a UCG-enema group showed a better effective rate for itch relief compared to the control group [40]. Wang et al. have demonstrated that Xiao Feng San (XFS), a traditional Chinese formula composed of 13 herbs, namely, Kushen, Chantui, Danggui, Fangfeng, and Jingjie, was better able to reduce pruritus and parathyroid hormone levels compared to control [41]. Bai et al. conducted an RCT using life paste, a Chinese herb-based cream that contains Dahuang, Danggui, Zicao, and Shechuangzi, and showed a better antipruritic effect for the herb combination than the lotion without the additives [42]. The Latin scientific names of the species mentioned above are shown in Table 2. The combination of *Astragalus henryi* Oliv. and *Angelica sinensis* (Oliv.) Diels (A&A) have been shown to improve renal blood flow in rats with acute ischemic renal injury [43] and to reduce capillary loss; the latter involved higher expression of the vascular endothelial growth factor (VEGF) [44].

Many studies have reported that herb pairs exhibit greater pharmacological efficacy than a single herb. Specifically, Ying et al. describe that the *Alpinia oxyphylla*-*Schisandra chinensis* herb pair (ASHP) has an anti-Alzheimer’s disease effect via ameliorating abnormal changes in cognitive behavior, and that ASHP can improve the absorption of and slow down the

TABLE 1: Summary of 17 RCTs included in the meta-analysis on CHBT treatment for UP.

Study (year)	Study design	Inclusion criteria	Herbs	Overall bias
Du, 2009 [23]	RCT	HD	Tufulin, chuanxiong, baizhi, baixianpi, difuzi, kushen, jingjie, xixin, danggui, chantui	High
Du et al., 2004 [24]	RCT	HD	Tufulin, chuanxiong, baixianpi, difuzi, heshouwu, kushen, jingjie, xixin, danggui	High
Gao and Ye, 2012 [25]	RCT	HD	Tufulin, dahuang, baixianpi, difuzi, heshouwu, fangfeng, taoren, mahuang, danshen, jixueteng	High
Guo et al., 2009 [26]	RCT	HD	Dahuang, chuanxiong, danshen, baixianpi, difuzi, honghua, kushen, xixin, mahuang, danggui	High
Jia et al., 2012 [27]	RCT	HD	Dahuang, chuanxiong, baizhi, baixianpi, difuzi, zaojiaoci, kushen, xixin, danggui, chantui, jixueteng	High
Jia, Li and Fei, 2012 [28]	RCT	HD	Dahuang, chuanxiong, baizhi, baixianpi, difuzi, zaojiaoci, kushen, xixin, danggui, chantui, jixueteng	High
Lan, 2017 [29]	RCT	HD	Dahuang, chuanxiong, danshen, baixianpi, difuzi, honghua, kushen, xixin, mahuang, danggui	High
Lin, 2014 [30]	RCT	HD	Dahuang, chuanxiong, baizhi, baixianpi, difuzi, zaojiaoci, kushen, xixin, danggui, chantui, jixueteng	High
Shen, 2014 [31]	RCT	HD	Tufulin, danshen, baixianpi, quanxie, difuzi, heshouwu, kushen, xixin, shechuangzi, mahuang, danggui, wugong, chantui, biejia	High
Wang et al., 2013 [32]	RCT	HD	Dahuang, chuanxiong, baixianpi, difuzi, chishao, kushen, xixin, shechuangzi, juhua, danggui, chantui	High
Wen, 2007 [33]	RCT	HD	Tufulin, chuanxiong, baijili, difuzi, wushaoshe, jingjie, xixin, danggui, jixueteng	High
Yao, 2015 [34]	RCT	HD	Tufulin, baixianpi, difuzi, kushen, jingjie, chantui	High
Yu et al., 2017 [35]	RCT	HD	Tufulin, chuanxiong, baixianpi, difuzi, kushen, jingjie, zisuye, danggui, jixuecao, chantui	High
Zhang et al., 2014 [36]	RCT	HD	Tufulin, difuzi, baixianpi, kushen, chantui, jingjie	High
Zhang et al., 2012 [37]	RCT	HD	Baizhi, baijili, fangfeng, songjie, qianghuo, guizhi, jingjie, xixin, shechuangzi, mahuang, cangzhu, tanxiang, chantui	High
Zhao, 2011 [38]	RCT	HD	Wujiapi, baizhi, baijili, shenjinciao, fangfeng, peilan, songjie, qianghuo, weilingxian, guizhi, taozhi, haitongpi, jingjie, xixin, shechuangzi, mahuang, zisuye, huaizhi, cangzhu, tanxiang, chantui, huoxiang	Some
Zheng, 2016 [39]	RCT	HD	Chuanxiong, shengdihuang, difuzi, chishao, fangfeng, kushen, mahuang, danggui, chantui	High

RCT = randomized controlled trial; CHBT = Chinese herbal bath therapy; UP = uremic pruritus; HD = hemodialysis.

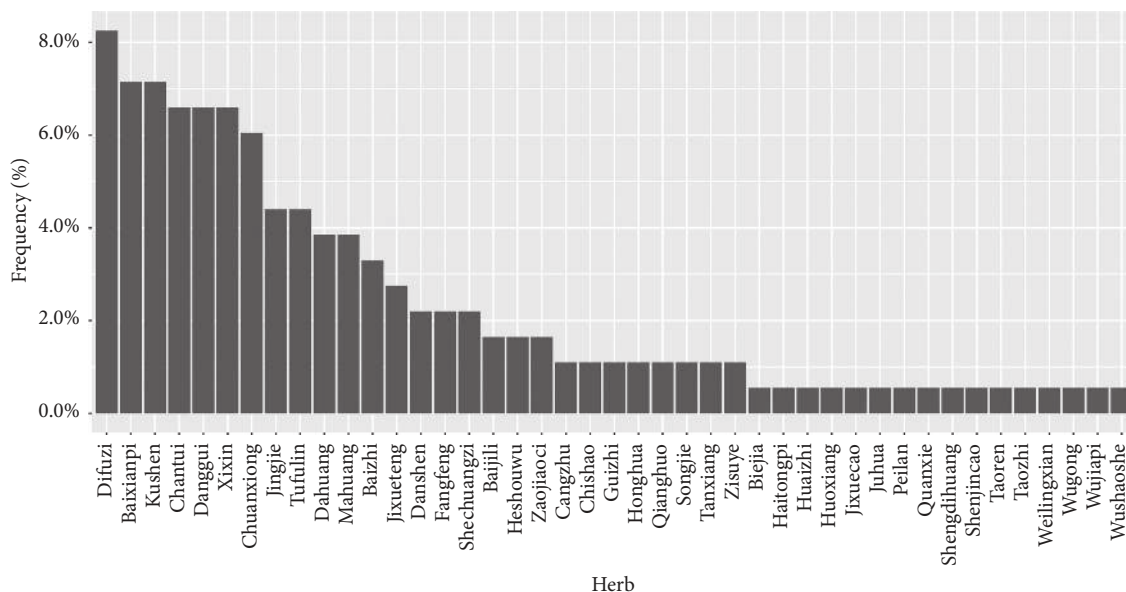


FIGURE 1: Frequency distribution of herbs used in the 17 RCTs included in the meta-analysis on CHBT treatment for UP.

TABLE 2: The Chinese herbs mentioned in the article.

Chinese name	English name	Latin name	Frequency of usage
The 43 Chinese herbs used in 17 prescriptions of CHBT			
Difuzi	Fructus kochiae	<i>Bassia scoparia</i> (L.) A.J.Scott	15
Baixianpi	Densefruit pittany root-bark	<i>Dictamnus albus</i> L.	13
Kushen	Lightyellow sophora	<i>Sophora flavescens</i> aiton	13
Danggui	Chinese angelica	<i>Angelica sinensis</i> (oliv.) diels	12
Xixin	Manchurian wildginger	<i>Asarum sieboldii</i> miq.	12
Chantui	Cicada slough	<i>Cryptotympana atrata</i> fabr.	12
Chuanxiong	Szechuan lovage rhizome	<i>Ligusticum striatum</i> DC.	11
Jingjie	Fineleaf schizonepeta herb	<i>Nepeta tenuifolia</i> benth	8
Tufulin	Rhizoma smilacis glabrae	<i>Smilax glabra</i> roxb	8
Dahuang	Rhubarb root and rhizome	<i>Rheum officinale</i> baill.	7
Mahuang	Ephedra equisetina	<i>Ephedra sinica</i> stapf	7
Baizhi	Dahurian angelica	<i>Bletilla striata</i> (thunb.) Rchb.f.	6
Jixueteng	Suberect spatholobus stem	<i>Millettia dielsiana</i> harms	5
Danshen	Salvia miltiorrhiza f alba	<i>Salvia miltiorrhiza</i> bunge	4
Shechuangzi	Common cnidium	<i>Cnidium monnieri</i> (L.) cusson	4
Fangfeng	Divaricate saposchnikovia	<i>Saposhnikovia divaricata</i> (turcz.) schischk.	4
Heshouwu	Tuber fleecflower	<i>Reynoutria multiflora</i> (Thunb.) moldenke	3
Zaojiaoci	Spine of Chinese honeylocust	<i>Gleditsia sinensis</i> lam.	3
Bajijili	Tribulus fruit	<i>Tribulus terrestris</i> L.	3
Cangzhu	Atractylodes japonica	<i>Atractylodes lancea</i> (thunb.) DC.	2
Guizhi	Cassiabarktree twig	<i>Cinnamomum cassia</i> (L.) J.Presl	2
Honghua	Safflower	<i>Carthamus tinctorius</i> L.	2
Zisuye	Perilla frutescens var acuta	<i>Perilla frutescens</i> (L.) britton	2
Songjie	Knotty pine wood	<i>Pinus tabuliformis</i> carriere	2
Chishao	Red peony root	<i>Paeonia lactiflora</i> pall.	2
Qianghuo	Notopterygium forbesii	<i>Notopterygium incisum</i> K.C.Ting ex H.T.Chang	2
Tanxiang	Sandalwood	<i>Santalum album</i> L.	2
Haitongpi	Oriental Variegated coralbean bark	<i>Erythrina variegata</i> L.	1
Huaizhi	Twig of Japanese pagodatree	<i>Styphnolobium japonicum</i> (L.) schott	1
Wugong	Centipede	<i>Scolopendra Subspinipes Mutilus</i>	1
Wushaoshe	Chinese rat snake	<i>Zaocys dhumnades</i> cantor	1
Biejia	Turtle shell	<i>Trionyx sinensis</i> wiegmann	1
Huoxiang	Wrinkled gianthyssop	<i>Pogostemon cablin</i> (blanco) benth.	1
Peilan	Eupatorium formosanum	<i>Eupatorium fortunei</i> turcz.	1
Taoren	Peach kernel	<i>Prunus persica</i> (L.) batsch	1
Juhua	Florists chrysanthemum flower	<i>Chrysanthemum morifolium</i> ramat.	1
Wujiapi	Acanthopanax senticosus	<i>Eleutherococcus nodiflorus</i> (dunn) S.Y.Hu	1
Shengdihuang	Fresh rehmannia root	<i>Rehmannia glutinosa</i> (gaertn.) DC.	1
Weilingxian	Chinese clematis	<i>Clematis chinensis</i> osbeck	1
Quanxie	Scorpion	<i>Buthus martensii</i> karsch.	1
Jixuecao	Asiatic pennywort	<i>Centella asiatica</i> (L.) urb.	1
Taozhi	Prunus davidiana	<i>Prunus persica</i> (L.) batsch	1
Shenjincao	Common clubmoss herb	<i>Lycopodium clavatum</i> L.	1
The other Chinese herbs mentioned in the article			
Sangbaipi	Folium mori albae	<i>Morus alba</i> L.	-
Zicao	Radix arnebiae	<i>Lithospermum erythrorhizon</i> siebold and zucc.	-
Huangqi	Radix astragali	<i>Astragalus henryi</i> oliv.	-
Yizhiren	Sharpleaf galangal	<i>Alpinia oxyphylla</i> miq.	-
Wuweizi	Schisandra sphenanthera	<i>Schisandra chinensis</i> (turcz.) baill.	-

CHBT = Chinese herbal bath therapy.

elimination of bioactive ingredients, compared to either *Schisandra chinensis* or *Alpinia oxyphylla* alone, in a rat model of Alzheimer's disease [45]. Luo et al. have reported that Sprague-Dawley rats orally administered the *Ephedra sinica* Stapf-*Cinnamomum cassia* (L.) J. Presl herb pair could improve the pharmacological effects of *Ephedra sinica* Stapf and reduce its toxicity (apparent when used alone) by

reducing tissue accumulation of ephedrine alkaloids [46]. Hence, herb pairs appear to show greater pharmacological efficacy than a single herb.

Research using modern pharmacological methods has demonstrated that the core herb combinations listed here could improve UP through their anti-inflammatory, anti-oxidant, and antibacterial properties and by accelerating

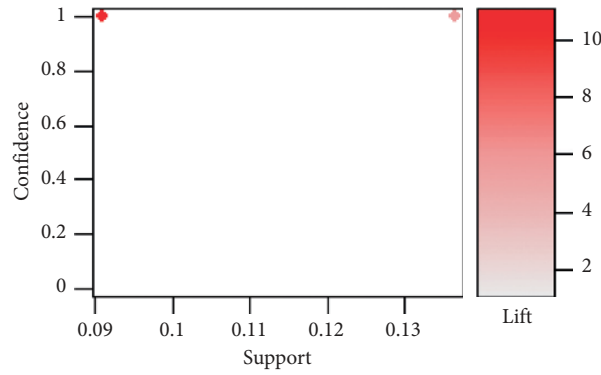


FIGURE 2: Scatter plot for the 19 association rules obtained in the 17 RCTs included in the meta-analysis on CHBT treatment for UP.

TABLE 3: Apriori algorithm-based association rules for herbs used in CHBT.

No	Association rules	Support	Confidence	Expected confidence	Lift
1	{Jixueteng} ≥ {danggui}	0.13636364	1.000000	0.181818182	5.500000
2	{Jixueteng} ≥ {chantui}	0.13636364	1.000000	0.318181833	3.142857
3	{Baixianpi} ≥ {difuzi}	0.13636364	1.000000	0.181818182	5.500000
4	{Chuanxiong} ≥ {dahuang}	0.09090909	1.000000	0.090909091	11.000000
5	{Dahuang} ≥ {chuanxiong}	0.09090909	1.000000	0.090909091	11.000000
6	{Chuanxiong} ≥ {baizhi}	0.09090909	1.000000	0.136363643	7.333333
7	{Dahuang} ≥ {baizhi}	0.09090909	1.000000	0.136363643	7.333333
8	{Baijili} ≥ {baizhi}	0.09090909	1.000000	0.136363643	7.333333
9	{Baijili} ≥ {baixianpi}	0.09090909	1.000000	0.136363643	7.333333
10	{Baijili} ≥ {danshen}	0.09090909	1.000000	0.136363643	7.333333
11	{Baijili} ≥ {difuzi}	0.09090909	1.000000	0.181818182	5.500000
12	{Guizhi} ≥ {chantui}	0.09090909	1.000000	0.318181833	3.142857
13	{Songjie} ≥ {kushen}	0.09090909	1.000000	0.181818182	5.500000
14	{Chishao} ≥ {difuzi}	0.09090909	1.000000	0.181818182	5.500000
15	{Chishao} ≥ {kushen}	0.09090909	1.000000	0.181818182	5.500000
16	{Heshouwu} ≥ {fangfeng}	0.09090909	1.000000	0.136363643	7.333333
17	{Heshouwu} ≥ {jingjie}	0.09090909	1.000000	0.181818182	5.500000
18	{Heshouwu} ≥ {kushen}	0.09090909	1.000000	0.181818182	5.500000
19	{Heshouwu} ≥ {chantui}	0.09090909	1.000000	0.318181833	3.142857

CHBT = Chinese herbal bath therapy.

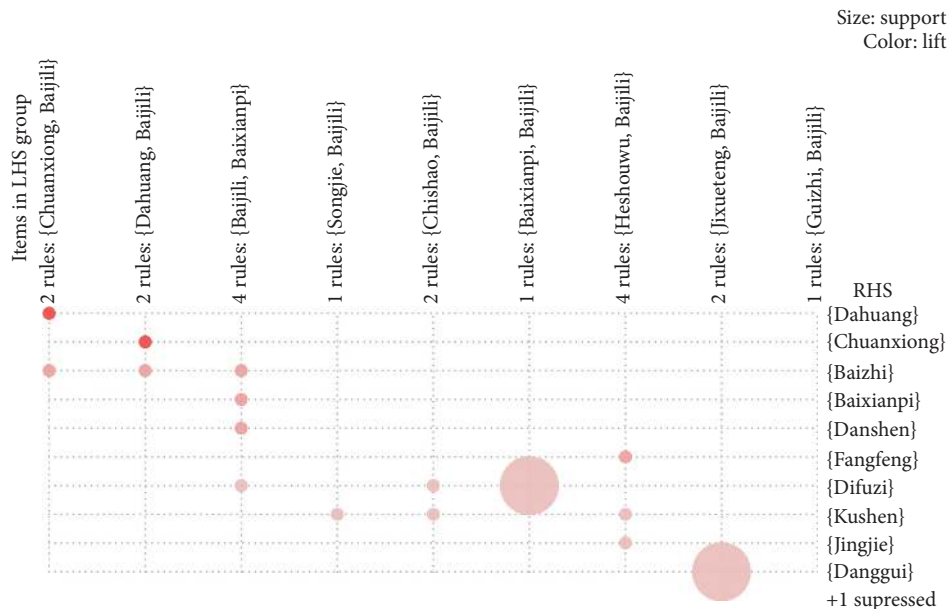


FIGURE 3: Grouping matrix for the 19 association rules obtained in the 17 RCTs included in the meta-analysis on CHBT treatment for UP.

TABLE 4: Potential efficacy of the core Chinese medicinal herbs of CHBT used for the treatment of uremic pruritus.

Chinese name	English/Latin name	Function	Active ingredients	Efficacy
Baijili [48, 50]	Tribulus fruit/Tribulus terrestris L.	Pruritus relief	Saponins, flavonoids, glycosides	Antihelmintic, antibacterial, and antiinflammatory activity
Chuanxiong [47, 51]	Szechuan lovage rhizome/ <i>Ligusticum striatum</i> DC.	Activating blood circulation	Ferulic acid, senkyunolide, butylidenephthalide	Antithrombotic, antihypertensive, and vasodilator activity
Dahuang [49]	Rhubarb root and rhizome/ <i>Rheum officinale</i> baill.	Promoting detoxification	Anthraquinones, Stilbenes	Antibacterial, anti-inflammatory, and free-radical scavenging activity

CHBT = Chinese herbal bath therapy.

blood circulation to promote metabolism and eliminating uremia toxins [8, 47–51] (Table 4).

5. Conclusions

Chinese medicinal formulas that use combinations of many herbs represent potential therapeutic options for some conditions; however, data on their reliability and mechanism of action are lacking. Our study shows the combinations of herbs used in Chinese medicine formulas, such as Chuanxiong, Baijili, and Dahuang, and Dahuang, Baijili, and Chuanxiong, may be potentially useful in the treatment of UP. Further experiments are needed to confirm these observations and to explore their mechanism(s) of action.

5.1. Limitations. Despite our results on potential core herb combinations for the treatment of UP, this study has a few limitations. First, the overall risk of bias was high in most RCTs included in the meta-analysis and none of the studies mentioned double-blinding. Thus, high RoB should be considered when interpreting these results. Next, most of the included RCTs did not have careful follow-up protocols, and the treatment duration only lasts two weeks in some RCTs. Hence, future studies should focus on establishing the long-term efficacy and safety of these core prescriptions for UP. Finally, as the mechanisms of action of these herb combinations are unclear, further basic and clinical studies are also needed.

Data Availability

The data used to support the findings of this study are included within the article.

Conflicts of Interest

The authors declare that there are no conflicts of interest regarding the publication of this article.

Acknowledgments

The authors thank Taipei Tzu Chi Hospital and the participants for their contribution to the study. This study was supported by Taipei Tzu Chi Hospital and Buddhist Tzu Chi Medical Foundation, New Taipei City, Taiwan (TCRD-TPE-109-12).

Supplementary Materials

Supplementary Figure 1: risk of bias assessment of the retrieved RCTs. (*Supplementary Materials*)

References

- [1] X. Hu, Y. Sang, M. Yang, X. Chen, and W. Tang, "Prevalence of chronic kidney disease-associated pruritus among adult dialysis patients: a meta-analysis of cross-sectional studies," *Medicine (Baltimore)*, vol. 97, no. 21, Article ID e10633, 2018.
- [2] N. Sukul, E. Speyer, C. Tu et al., "Pruritus and patient reported outcomes in non-dialysis CKD," *Clinical Journal of the American Society of Nephrology*, vol. 14, no. 5, pp. 673–681, 2019.
- [3] M. Forouzandeh, S. Stratman, and G. Yosipovitch, "The treatment of kyle's disease: a systematic review," *Journal of the European Academy of Dermatology and Venereology*, vol. 34, no. 7, pp. 1457–1463, 2020.
- [4] K. Grochulska, R. Ofenloch, T. Mettang, and E. Weisshaar, "Mortality of haemodialysis patients with and without chronic itch: a follow-up study of the German epidemiological hemodialysis itch study (GEHIS)," *Acta Dermato Venereologica*, vol. 99, no. 4, pp. 423–428, 2019.
- [5] M. K. Fallahzadeh, J. Roozbeh, B. Geramizadeh, and M. R. Namazi, "Interleukin-2 serum levels are elevated in patients with uremic pruritus: a novel finding with practical implications," *Nephrology Dialysis Transplantation*, vol. 26, no. 10, pp. 3338–3344, 2011.
- [6] M. Kimmel, D. M. Alscher, R. Dunst et al., "The role of micro-inflammation in the pathogenesis of uraemic pruritus in haemodialysis patients," *Nephrology Dialysis Transplantation*, vol. 21, no. 3, pp. 749–755, 2006.
- [7] T. Ye, W. Tu, and G. Xu, "Hot bath for the treatment of chronic renal failure," *Renal Failure*, vol. 36, no. 1, pp. 126–130, 2014.
- [8] W. Xue, Y. Zhao, M. Yuan, and Z. Zhao, "Chinese herbal bath therapy for the treatment of uremic pruritus: meta-analysis of randomized controlled trials," *BMC Complementary and Alternative Medicine*, vol. 19, no. 1, p. 103, 2019.
- [9] X. Chen, L.-J. Li, and D. Wu, "A clinical study on uremic clearance granule combined with high-flux hemodialysis in treating uremia pruritus," *China Pharmaceuticals*, vol. 4, pp. 63–65, 2020.
- [10] X. Zhang, M. Zhang, Z. Yang et al., "A study on the anti-inflammation and analgesic effects of nature of anti-rheumatism traditional Chinese medicine," *Chinese Archives of Traditional Chinese Medicine*, vol. 26, pp. 2386–2396, 2008.
- [11] L. Zou, F. Fang, G. Tu et al., "Effect of achyranthes bidentata polysaccharides on hemorrheology of rabbit's knee osteoarthritis," *Henan Journal of Traditional Chinese Medicine*, vol. 33, pp. 2083–2085, 2013.

- [12] L. L. Liu and J. Duan, "A study about the elimination of uremia toxins by traditional Chinese medicine bath therapy from the theory of "opening ghost door"," *Journal of New Chinese Medicine*, vol. 45, no. 7, pp. 189-190, 2013.
- [13] Y. Yanna, L. Wang, and X. Wu, "Curative effect observation of applying dispelling wind and dampness itching medicated bath therapy for uremic pruritus," *Journal of New Chinese Medicine*, no. 12, p. 22, 2017.
- [14] L. Xu, X. Li, and W. Wang, *Chinese Materia Medica: Combinations and Applications*, Donica, UK, 2002.
- [15] B. Chen, H. Zhan, M. Chung et al., "Chinese herbal Bath therapy for the treatment of knee osteoarthritis: meta-analysis of randomized controlled trials," *Evidence-Based Complementary and Alternative Medicine*, vol. 2015, p. 12, Article ID 949172, 2015.
- [16] P. Xia, K. Gao, J. Xie et al., "Data mining-based analysis of Chinese medicinal herb formulae in chronic kidney disease treatment," *Evidence-Based Complementary and Alternative Medicine*, vol. 2020, p. 14, Article ID 9719872, 2020.
- [17] X. You, Y. Xu, J. Huang et al., "A data mining-based analysis of medication rules in treating bone marrow suppression by kidney-tonifying method," *Evidence-Based Complementary and Alternative Medicine*, vol. 2019, p. 9, Article ID 1907848, 2019.
- [18] Y. He, X. Zheng, C. Sit et al., "Using association rules mining to explore pattern of Chinese medicinal formulae (prescription) in treating and preventing breast cancer recurrence and metastasis," *Journal of Translational Medicine*, vol. 10, no. Suppl 1, p. S12, 2012.
- [19] R. J. Bayardo and R. Agrawal, Eds., in *Proceedings of the Fifth ACM SIGKDD International Conference on Knowledge Discovery and Data Mining*, Association for Computing Machinery, pp. 145-154, San Diego, CA, USA, 1999.
- [20] J. P. Higgins, J. A. Sterne, J. Savovic et al., "A revised tool for assessing risk of bias in randomized trials," *Cochrane Database of Systematic Reviews*, vol. 10, no. Suppl 1, pp. 29-31, 2016.
- [21] J. Verzani, *Getting Started with RStudio*, O'Reilly Media, Inc., Sebastopol, CA, USA, 2011.
- [22] M. J. Zaki, S. Parthasarathy, L. Wei, and M. Ogihara, "Evaluation of sampling for data mining of association rules," in *Proceedings of the Seventh International Workshop on Research Issues in Data Engineering High Performance Database Management for Large-Scale Applications*, Birmingham, UK, April 1997.
- [23] W. Du, "Clinical observation on the treatment of uremia combined with pruritus of skin by Chinese herbal bath," *Chinese Community Doctors*, vol. 11, no. 22, p. 122, 2009.
- [24] M. J. Du, Y. W. Wen, and L. H. Sun, "Chinese herbal bath for treating 15 patients with uremic pruritus," *Clinical Journal of Traditional Chinese Medicine*, no. 2, p. 126, 2004.
- [25] J. M. Gao and J. Y. Ye, "Clinical observation of 21 patients of uremic pruritus treated by Chinese herbal bath," *Clinical Focus*, vol. 27, no. 3, pp. 257-258, 2012.
- [26] X. L. Guo, J. C. Tan, and G. Wang, "Clinical observation of skin pruritus in hemodialysis patients treated by traditional Chinese herbal bath," *China Modern Medicine*, vol. 16, no. 7, pp. 84-85, 2009.
- [27] Y. L. Jia, X. M. Li, and Y. L. Fei, "Effect of Shengshizhiyang Tang on uremia itchy skin," *Journal of Hainan Medical University*, vol. 18, no. 5, pp. 646-647, 2012.
- [28] Y. L. Jia, X. M. Li, J. H. Du, and Y. Chang, "Observation on curative effect of treating uremic pruritus with Shengshizhiyang Tang," *Journal of Hebei Medical University*, vol. 33, no. 12, pp. 1434-1436, 2012.
- [29] S. Y. Lan, "Analysis on the effect of Chinese herb medicated bath in the treatment of cutaneous pruritus of maintenance hemodialysis," *Guangming Traditional Chinese Medicine*, vol. 32, no. 19, pp. 2791-2793, 2017.
- [30] Y. F. Lin, "Clinical efficacy and safety analysis of Shengshizhiyang Tang washing for treating patients with uremic pruritus," *Chinese Journal of Traditional Medical Science and Technology*, no. z2, p. 32, 2014.
- [31] H. Shen, "Clinical observation on the effect of Chinese herbal bath on relieving pruritus in hemodialysis patients," *World Health Digest*, no. 25, pp. 285-286, 2014.
- [32] L. Y. Wang, J. S. Zhao, M. Luo, F. L. Wang, and M. Yang, "Clinical observation of Chinese herbal bath for treating 27 patients with uremic pruritus," *Chinese Medicine Modern Distance Education of China*, no. 20, p. 35, 2013.
- [33] Y. W. Wen, "Chinese herbal bath for treating 21 hemodialysis patients with uremic pruritus," *Journal of Emergency in Traditional Chinese Medicine*, no. 5, p. 623, 2007.
- [34] L. Yao, "TCM formula granule washing for treating for 40 patients with uremic pruritus," *China Pharmaceuticals*, no. B11, pp. 65-66, 2015.
- [35] Y. N. Yu, L. L. Wang, and X. B. Wu, "Curative effect observation of applying dispelling wind and dampness itching medicated bath therapy for uremic pruritus," *Journal of New Chinese Medicine*, no. 12, pp. 64-66, 2017.
- [36] C. L. Zhang, G. Z. Yu, X. Q. Gui, C. E. Huang, and X. W. Zhang, "Experience of nursing uremic pruritus with Chinese medicine formula granule," *Chinese Medicine Modern Distance Education of China*, vol. 12, no. 20, pp. 128-129, 2014.
- [37] Y. L. Zhang, H. F. Zhu, S. Z. Wei, and L. Li, "Clinical observation of Chinese herbal bath for treating 78 patients with uremic pruritus," *World Health Digest*, no. 41, pp. 382-383, 2012.
- [38] H. Zhao, *Open Cou Discharge Turbidity Dipping Treatments for Uremia Itchy Skin Clinical Research*, Master Nanjing University of Chinese Medicine, Nanjing, China, 2011.
- [39] J. Zheng, "Observation on the curative effect of Yangxuezhhiyang Mixture on uremia patients," *Contemporary Medicine*, no. 24, pp. 160-161, 2016.
- [40] C.-M. Kao and J.-H. Li, "The observation on the efficacy of Niaoduqing retention enema combined with low-frequency hemoperfusion and hemodialysis on uremia pruritus," *China Health Care and Nutrition*, vol. 22, no. 7, pp. 1846-1847, 2012.
- [41] P.-G. Wang, "Xiao Feng san addition and subtraction treatment 30 cases of uremic pruritus," *Journal of Practical Traditional Chinese Internal Medicine*, vol. 9, pp. 70-71, 2010.
- [42] Y. Bai, H. Jia, and L. Zhang, "Analysis of clinical effect of lifu paste in treating patients of long-term dialysis complicated with cutaneous pruritus," *Zhongguo Zhong Xi Yi Jie He Za Zhi Zhongguo Zhongxiyi Jiehe Zazhi = Chinese Journal of Integrated Traditional and Western Medicine*, vol. 22, no. 4, pp. 301-302, 2002.
- [43] M. X. Sheng, J. Z. Li, and H. Y. Wang, "Therapeutic effect of Astragalus and Angelica on renal injury induced by ischemia/reperfusion in rats," *Zhongguo Zhong Xi Yi Jie He Za Zhi Zhongguo Zhongxiyi Jiehe Zazhi = Chinese Journal of Integrated Traditional and Western Medicine*, vol. 21, no. 1, pp. 43-46, 2003.
- [44] J. Song, L. Meng, S. Li, L. Qu, and X. Li, "A combination of Chinese herbs, Astragalus membranaceus var. mongholicus and Angelica sinensis, improved renal microvascular

- insufficiency in 5/6 nephrectomized rats,” *Vascular Pharmacology*, vol. 50, no. 5-6, pp. 185–193, 2009.
- [45] Y. Qi, X. Cheng, H. Jing et al., “Comparative pharmacokinetic study of the components in *Alpinia oxyphylla* Miq.-*Schisandra chinensis* (Turcz.) Baill. herb pair and its single herb between normal and Alzheimer’s disease rats by UPLC-MS/MS,” *Journal of Pharmaceutical and Biomedical Analysis*, vol. 177, Article ID 112874, 2020.
- [46] P. Wei, H.-l. Huo, Q.-h. Ma et al., “Pharmacokinetic comparisons of five ephedrine alkaloids following oral administration of four different Mahuang-Guizhi herb-pair aqueous extracts ratios in rats,” *Journal of Ethnopharmacology*, vol. 155, no. 1, pp. 642–648, 2014.
- [47] X. Ran, L. Ma, C. Peng, H. Zhang, and L.-P. Qin, “*Ligusticum chuanxiong* Hort: a review of chemistry and pharmacology,” *Pharmaceutical Biology*, vol. 49, no. 11, pp. 1180–1189, 2011.
- [48] S. Chhatre, T. Nesari, D. Kanchan, G. Somani, and S. Sathaye, “Phytopharmacological overview of *Tribulus terrestris*,” *Pharmacognosy Reviews*, vol. 8, no. 15, pp. 45–51, 2014.
- [49] Y. J. Cao, Z. J. Pu, Y. P. Tang et al., “Advances in bio-active constituents, pharmacology and clinical applications of rhubarb,” *Chinese Medicine*, vol. 12, p. 36, 2017.
- [50] W. Zhu, Y. Du, H. Meng, Y. Dong, and L. Li, “A review of traditional pharmacological uses, phytochemistry, and pharmacological activities of *Tribulus terrestris*,” *Chemistry Central Journal*, vol. 11, no. 1, p. 60, 2017.
- [51] Z. Chen, C. Zhang, F. Gao et al., “A systematic review on the rhizome of *Ligusticum chuanxiong* Hort. (*Chuanxiong*),” *Food and Chemical Toxicology*, vol. 119, pp. 309–325, 2018.