

An Automated Implementation of On-Shell Methods for One-Loop Amplitudes

C. F. Berger^{a,b,c}, Z. Bern^d, L. J. Dixon^c, F. Febres Cordero^d,
D. Forde^{c,d}, H. Ita^d, D. A. Kosower^e and D. Maître^c

^a*Center for Theoretical Physics, Massachusetts Institute of Technology, Cambridge, MA 02139, USA*

^b*Kavli Institute for Theoretical Physics, University of California, Santa Barbara, CA 93106, USA*

^c*Stanford Linear Accelerator Center, Stanford University, Stanford, CA 94309, USA*

^d*Department of Physics and Astronomy, UCLA, Los Angeles, CA 90095-1547, USA*

^e*Institut de Physique Théorique, CEA-Saclay, F-91191 Gif-sur-Yvette cedex, France*

Abstract

We present the first results from **BlackHat**, an automated C++ program for calculating one-loop amplitudes. The program implements the unitarity method and on-shell recursion to construct amplitudes. As input to the calculation, it uses compact analytic formulæ for tree amplitudes for four-dimensional helicity states. The program performs all related computations numerically. We make use of recently developed on-shell methods for evaluating coefficients of loop integrals, introducing a discrete Fourier projection as a means of improving efficiency and numerical stability. We illustrate the numerical stability of our approach by computing and analyzing six-, seven- and eight-gluon amplitudes in QCD and comparing against previously-obtained analytic results.

PACS numbers: 11.15.Bt, 11.55.Bq, 12.38.Bx

Submitted to Physical Review D

I. INTRODUCTION

The Large Hadron Collider (LHC) will soon begin exploration of the electroweak symmetry breaking scale. It is widely anticipated that physics beyond the Standard Model will emerge at this scale, leading to a breakthrough in our understanding of TeV-scale physics. A key ingredient in this quest is the precise understanding of the expected Standard Model backgrounds to new physics from both electroweak and QCD processes. In the absence of such an understanding, new physics signals may remain hidden, or backgrounds may be falsely identified as exciting new physics signals.

Quantitatively reliable QCD predictions require next-to-leading order (NLO) calculations [1]. For a few benchmark processes, such as the rapidity distribution of electroweak vector bosons [2], the transverse-momentum distribution of the Z boson at moderate p_T , and the total cross sections for production of top quark pairs and of Higgs bosons [3], the higher precision of next-to-next-to-leading order (NNLO) results may be required [1]. For most other processes, NLO precision should suffice. However, there are many relevant processes that need to be computed, particularly those with high final-state multiplicity. Such processes are backgrounds to the production of new particles that have multi-body decays. To date, no complete NLO QCD calculation involving four or more final-state objects (particles or jets) is available. (In electroweak theory, however, $e^+e^- \rightarrow 4$ fermions has been evaluated [4] using the integral reduction scheme of Denner and Dittmaier [5].) NLO corrections require as ingredients both real-radiative corrections and virtual corrections to basic amplitudes. The structure of the real-radiative corrections — isolation of infrared singularities and their systematic cancellation against virtual-correction singularities — is well understood, and there are general methods for organizing them [6–8]. Indeed, the most popular of these methods, the Catani-Seymour dipole subtraction method [8], has now been implemented in an automatic fashion [9]. The infrared divergences of virtual corrections, needed to cancel the divergences from integrating real radiation over phase space, are also understood in general [6, 10]. The main bottleneck to NLO computations of processes with four or more final-state objects has been the evaluation of the remaining ingredients, the infrared-finite parts of the one-loop virtual corrections.

As the number of external particles increases, the computational difficulty of loop-amplitude calculations using traditional Feynman diagrams grows rapidly. Technologies

that have proven useful at tree level, such as the spinor-helicity formalism [11], do not suffice to tame these difficulties. In the past few years, several classes of new methods have been proposed to cope with this rapid growth [5, 12–16], including on-shell methods [17–39] which are based on the analytic properties of unitarity and factorization that any amplitude must satisfy [40, 41]. These methods are efficient, and display very mild growth in required computer time with increasing number of external particles, compared to a traditional Feynman-diagrammatic approach. The improved efficiency emerges from effectively reducing loop calculations to tree-like calculations. Efficient algorithms can then be employed for the tree-amplitude ingredients.

One of the principal on-shell technologies is the unitarity method, originally developed in calculations of supersymmetric amplitudes with more than four¹ external particles [17, 42]. An early version combining unitarity with factorization properties was used to compute the one-loop amplitudes for $e^+e^- \rightarrow Z \rightarrow 4$ partons and (by crossing) for amplitudes entering $pp \rightarrow W, Z + 2$ jets [18]. (The latter have been incorporated into the NLO program MCFM [43].) This calculation introduced the concept of generalized unitarity [41] as an efficient means for performing loop computations. It improves upon basic unitarity because it isolates small sets of terms, and hence makes use of simpler on-shell amplitudes as basic building blocks. On-shell methods have already led to a host of new results at one loop, including the computation of non-trivial amplitudes in QCD with an arbitrary number of external legs [25–28, 44]. This computation goes well beyond the scope of traditional diagrammatic computations, and provides a clear demonstration of the power of the methods. The reader may find recent reviews and further references in refs. [1, 33].

The next challenge is to move beyond analytic calculations of specific processes or classes of processes to produce a complete, numerically stable, efficient computer code based on these new developments. Here we report on an automated computer program — **BlackHat** — based on on-shell methods, with the stability and efficiency required to compute experimentally-relevant cross sections. Other researchers are constructing numerical programs [35–39] based on related methods [31, 37, 39].

On-shell methods rely on the unitarity of the theory [40] and on its factorization proper-

¹ The earlier dispersion relation approach [40] had not been used to construct amplitudes with more than two kinematic invariants.

ties, which together require that the poles and branch cuts of amplitudes correspond to the physical propagation of particles. In general, any one-loop amplitude computed in a quantum field theory contains terms with branch cuts, and also purely rational terms, that is, terms that have no branch cuts and are rational functions of the external momentum invariants (or more precisely of spinor products). The cut-containing pieces can be determined from unitarity cuts, in which the intermediate states may be treated four-dimensionally [17, 42]. Only products of tree-level, four-dimensional helicity amplitudes are needed for this step. The rational terms have their origin in the difference between $D = 4 - 2\epsilon$ and four dimensions when using dimensional regularization. They can be obtained² within the unitarity method by keeping the full D -dimensional dependence of the tree amplitudes [19, 20, 30–32, 37, 38]. Alternatively, to obtain the rational terms, one can use on-shell recursion [23, 24] to construct the rational remainder from the loop amplitudes’ factorization poles [26, 28, 44]. We will follow the latter route in this paper.

A generic one-loop amplitude can be expressed in terms of a set of scalar master integrals multiplied by various rational coefficients, along with the additional purely rational terms [46–50]. The relevant master integrals depend on the masses of the physical states that appear, but otherwise require no process-specific computation. At one loop, they consist of box, triangle, bubble and (for massive particles) tadpole integrals. The required integrals are known analytically [51, 52].

Our task is therefore to determine the coefficients in front of these integrals for each process and helicity configuration. We do so using generalized cuts [18, 20, 21, 53]. Britto, Cachazo and Feng (BCF) observed [21] that with *complex* momenta one can use quadruple cuts to solve for *all* box coefficients, because massless three-point amplitudes isolated by cuts do not vanish as they would for real massless momenta. Moreover, the solution is purely algebraic, because the loop momentum of the four-dimensional integral is completely frozen by the four cut conditions, and a given quadruple cut isolates a unique box coefficient. This provides an extremely simple method for computing box-integral coefficients. Continuing along these lines, Britto, Buchbinder, Cachazo, Feng, and Mastrolia have developed efficient analytic techniques [29] for evaluating generic one-loop unitarity cuts to compute triangle

² This fact is closely connected to van Neerven’s important observation that dispersion relations for Feynman integrals converge in dimensional regularization [45].

and bubble coefficients. They use spinor variables and compute integral coefficients via residue extraction.

For the purposes of constructing a numerical code, we use a somewhat different approach. For triangle integrals, we can impose at most three cut conditions. This leaves a one-parameter family of solutions. These conditions no longer isolate the triangle integral uniquely, as a number of box integrals will share the same triple cut. Similar considerations apply to the ordinary two-particle cuts needed to obtain bubble coefficients. As discussed by Ossola, Papadopoulos and Pittau (OPP) [31], one can construct a general parametric form for the integrand. This form can be understood as a decomposition of the loop momentum in terms of components in the hyperplane of external momenta and components perpendicular to this hyperplane [35]. Coefficients of the various master integrals can be extracted by comparing the expressions obtained from Feynman graphs with the general parametric form, using values of the loop momentum in which different combinations of propagators go on shell. For the quadruple cut, this leads to a computation identical to the method of ref. [21] once one further replaces sums of Feynman diagrams by tree amplitudes. OPP solve the problems of box contributions to triangle coefficients, and of box and triangle contributions to bubble coefficients, iteratively by subtracting off previously-determined contributions and solving a particular system of equations numerically. In the OPP approach, the rational terms can be determined by keeping the full D -dimensional dependence in all terms [31, 37, 38].

Forde's alternative approach makes use of a complex-valued parametrization of the loop momenta [34] (similar to the one used in refs. [13, 31]) and exploits the different functional dependence on the complex parameters to separate integral contributions to a given triple or ordinary cut. We develop this method one step further, and introduce a discrete Fourier projection in these complex parameters, in conjunction with an OPP subtraction of previously-determined contributions [31]. The projection isolates the desired integral coefficients efficiently, while maintaining good numerical stability in all regions of phase space. It minimizes the instabilities that may arise [35, 38, 39] from solving a system of linear equations in regions where the system degenerates.

We compute the rational remainder terms using loop-level on-shell recursion relations [26, 28, 44], analogous to the recursion relations at tree level [23, 24] developed by Britto, Cachazo, Feng and Witten (BCFW). At tree level, gauge-theory amplitudes can be

constructed recursively from lower-point amplitudes, by applying a complex deformation to the momenta of a pair of external legs, keeping both legs on shell and preserving momentum conservation. The proof relies only on the factorization properties of the theory and on Cauchy’s theorem, so the method can be applied to a wide variety of theories. At loop level, the construction of an analogous recursion relation for the rational terms requires addressing a number of subtleties, including the presence of spurious singularities. These issues can and have been addressed for specific infinite series of one-loop helicity amplitudes, allowing their recursive construction [26–28, 44]. In order to more easily automate the method of ref. [26], we modify how the spurious singularities are treated, making use of the availability of the integral coefficients within the numerical program, in a manner to be described below.

In any numerical method, the finite precision of a computation means that instabilities can arise, occasionally leading to substantial errors in evaluating an amplitude at a given point in phase space. We introduce simple tests for the stability of the evaluation. Principally, we check that the sum of bubble integral coefficients agrees with its known value, and we check for the absence of spurious singularities in this sum. A comparison with known analytic answers for a variety of gluon amplitudes shows that these two tests suffice to detect almost all instabilities. If a test fails, we consider the point to be unstable. Various means of dealing with unstable points have been discussed [1, 5, 48, 54–56]. We simply re-evaluate the fairly small fraction of unstable points at higher precision using the `QD` package [57]. Doing so, we still have an average evaluation time of less than 120 ms for the most complicated of the six-gluon helicity amplitudes, and substantially better times for the simpler ones. Higher-precision evaluation has also been used recently in ref. [36] to handle numerically unstable points.

Although `BlackHat` is written in C++, for algorithm development and prototyping, we found it extremely useful to use symbolic languages such as Maple [58] and Mathematica [59], and in particular the Mathematica implementation of the spinor-helicity formalism provided by the package `S@M` [60]. At present `BlackHat` computes multi-gluon loop amplitudes. Once we implement a wider class of processes in the same framework, we intend to release the code publicly.

The present paper is organized as follows. In section II, we discuss how we compute the coefficients of the various integral functions, and introduce the discrete Fourier projection. In section III, we outline the calculation of the purely-rational terms, describing in particular

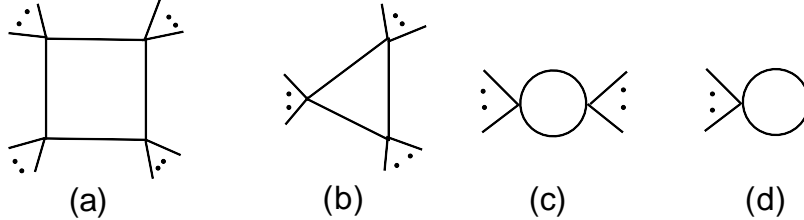


FIG. 1: The basis of scalar integrals: (a) box, (b) triangle, (c) bubble, and (d) tadpole. Each corner can have one or more external momenta emerging from it. The tadpole integral (d) vanishes when all internal propagators are massless.

our treatment of the spurious singularities. We also introduce our criteria for ensuring the numerical stability of the computed amplitude. We show results for a number of gluon amplitudes with up to eight external legs in section IV, and summarize in section V. We defer a number of technical details to a future paper [61].

II. INTEGRAL COEFFICIENTS FROM FOUR-DIMENSIONAL TREE AMPLITUDES

We begin by dividing the dimensionally-regularized amplitude into cut-containing and rational parts. We evaluate the cut parts using the four-dimensional unitarity method [17, 33]. To extract the box-integral coefficients we use the observation of BCF that the quadruple cuts freeze the loop integration [21]. For triangle and bubble integrals we use key elements of both the OPP [31] and Forde [34] approaches. In addition, we introduce a discrete Fourier projection for extracting the integral coefficients. (Alternative on-shell methods for obtaining the integral coefficients have been given in refs. [29, 32].)

As the first step, we separate an n -point amplitude A_n into a cut part C_n and a rational remainder R_n ,

$$A_n = C_n + R_n. \quad (2.1)$$

The cut part is given by a linear combination of scalar basis integrals [46–51],

$$C_n = \sum_i d_i I_4^i + \sum_i c_i I_3^i + \sum_i b_i I_2^i + \sum_i a_i I_1^i. \quad (2.2)$$

The integrals $I_4^i, I_3^i, I_2^i, I_1^i$ are scalar box, triangle, bubble and tadpole integrals, illustrated in fig. 1. For massless particles circulating in the loop, the tadpole integrals vanish in

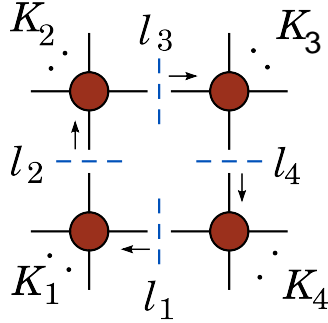


FIG. 2: The quadruple cut used to determine the coefficients of the box integrals. The loop momenta, flowing clockwise, are constrained to satisfy on-shell conditions. The blobs at each corner represent tree amplitudes. The dashed lines indicate the cuts. The external momenta are all outgoing.

dimensional regularization. The integral coefficients d_i, c_i, b_i, a_i are rational functions of spinor products and momentum invariants of the kinematic variables, and are independent of the dimensional regularization parameter ϵ . The index i runs over all distinct integrals of each type. The rational terms R_n are defined by setting all scalar integrals to zero,³

$$R_n = A_n \Big|_{I_m^i \rightarrow 0}. \quad (2.3)$$

Alternatively, the rational terms can be absorbed into the integral coefficients by keeping their full dependence⁴ on ϵ .

In this paper, we obtain the integral coefficients at $\epsilon = 0$ by using the unitarity method with four-dimensional loop momenta. This method allows us to use powerful four-dimensional spinor techniques [11, 63] to greatly simplify the tree amplitudes that serve as basic building blocks. We will instead obtain the rational terms R_n from on-shell recursion [23, 24, 26, 27], as explained in the subsequent section.

³ All contributions from the scalar integrals in eq. (2.2) are part of C_n , including all $1/\epsilon^2$ and $1/\epsilon$ pole terms, π^2 factors, and pieces arising from the order ϵ^0 term in the scalar bubble integral.

⁴ The ϵ dependence leads only to rational contributions, because it arises from integrals with (-2ϵ) components of loop momenta in the numerator. Each such integral can be rewritten as the product of ϵ with a higher-dimensional integral, which possesses at most a single, ultraviolet pole in ϵ , whose residue must be rational [19, 62].

A. Box Coefficients

Consider first the coefficients of the box integrals. We obtain them from the quadruple cut shown in fig. 2. The cut propagators correspond to the four propagators of the desired box coefficient. As observed in ref. [21], if we take the loop momentum to be four-dimensional, then the four cut conditions,

$$l_i^2 = m_i^2, \quad i = 1, 2, 3, 4, \quad (2.4)$$

match the number of components of the loop momentum, leading to a discrete sum over two solutions for l_i . The integration is effectively frozen. The m_i are the masses of the particles in the cut propagators, which in this paper are taken to vanish. The coefficient of any box integral is then given in terms of a product of four tree amplitudes,

$$d_i = \frac{1}{2} \sum_{\sigma=\pm} d_i^\sigma, \quad (2.5)$$

$$d_i^\sigma = A_{(1)}^{\text{tree}} A_{(2)}^{\text{tree}} A_{(3)}^{\text{tree}} A_{(4)}^{\text{tree}} \Big|_{l_i=l_i^{(\sigma)}}, \quad (2.6)$$

where the sum runs over the two solutions to the on-shell conditions, labeled by “+” and “−”. The four tree amplitudes in eq. (2.6) correspond to the tree amplitudes at the four corners of the quadruple cut depicted in fig. 2.

The generic solution for $l_i^{(\sigma)}$ was found in ref. [21]. Simpler forms can be found for particular, but still fairly general, kinematical cases. In this paper, we focus on the case of massless particles circulating in the loop. When in addition at least one external leg, say leg 1, of the box integral shown in fig. 2 is also massless, that is $K_1^2 = 0$, the two solutions to the on-shell conditions (2.4) can be written in a remarkably simple form,

$$\begin{aligned} (l_1^{(\pm)})^\mu &= \frac{\langle 1^\mp | \not{K}_2 \not{K}_3 \not{K}_4 \gamma^\mu | 1^\pm \rangle}{2 \langle 1^\mp | \not{K}_2 \not{K}_4 | 1^\pm \rangle}, & (l_2^{(\pm)})^\mu &= -\frac{\langle 1^\mp | \gamma^\mu \not{K}_2 \not{K}_3 \not{K}_4 | 1^\pm \rangle}{2 \langle 1^\mp | \not{K}_2 \not{K}_4 | 1^\pm \rangle}, \\ (l_3^{(\pm)})^\mu &= \frac{\langle 1^\mp | \not{K}_2 \gamma^\mu \not{K}_3 \not{K}_4 | 1^\pm \rangle}{2 \langle 1^\mp | \not{K}_2 \not{K}_4 | 1^\pm \rangle}, & (l_4^{(\pm)})^\mu &= -\frac{\langle 1^\mp | \not{K}_2 \not{K}_3 \gamma^\mu \not{K}_4 | 1^\pm \rangle}{2 \langle 1^\mp | \not{K}_2 \not{K}_4 | 1^\pm \rangle}. \end{aligned} \quad (2.7)$$

As illustrated in fig. 2, the K_i are the external momenta of the corners of the box integral under consideration and $\langle 1^\mp |$ and $| 1^\pm \rangle$ are Weyl spinors corresponding to the massless momentum K_1 , in the notation of refs. [63]. In massless QCD this solution covers all helicity configurations for amplitudes with up to seven external quarks or gluons, and a large fraction of the box coefficients for more external partons. (This solution may also be found in Risager’s Ph.D. thesis [64].)

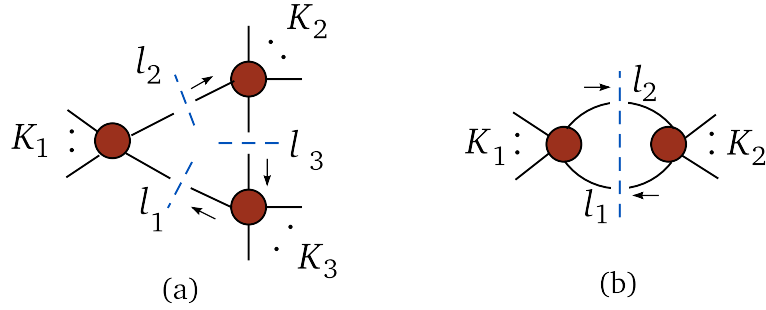


FIG. 3: (a) The triple cut and (b) the ordinary double cut used to determine the coefficients of the triangle and bubble integrals. The loop momenta l_i , flowing clockwise, are constrained to satisfy on-shell conditions. The external momenta are all outgoing.

The solution (2.7) has the advantage of making it manifest that Gram determinants enter only as *square roots*, one for each power of loop momenta in the numerator of box integrals. Indeed, the Gram determinant is given by the product of the spinor-product strings in the denominators of eq. (2.7),

$$\Delta_4 = -2 \langle 1^- | \not{K}_2 \not{K}_4 | 1^+ \rangle \langle 1^+ | \not{K}_2 \not{K}_4 | 1^- \rangle, \quad (2.8)$$

where $\Delta_4 = \det(2K_i \cdot K_j)$, $i, j = 1, 2, 3$, is the box Gram determinant for $K_1^2 = 0$. This property reduces the severity of numerical round-off error due to cancellations between different terms, in the regions of phase space where the Gram determinant vanishes.

B. Triangle Coefficients from Discrete Fourier Projection

To evaluate the coefficients of the triangle and bubble integrals, we make use of elements from the approaches of both OPP [31] and Forde [34]. First consider the triangle integrals. To obtain the coefficients c_i in eq. (2.2) we use the triple cut depicted in fig. 3(a). In contrast to the quadruple cut, the triple cut does not freeze the integral, but leaves one degree of freedom which we denote by t . Moreover, the triple cut also contains box integral contributions. This makes the extraction of the triangle coefficients somewhat more intricate than the box coefficients.

For massless internal particles, the solution of the cut condition $l_i^2 = 0$ ($i = 1, 2, 3$)

is [13, 31, 34]

$$l_1^\mu(t) = \tilde{K}_1^\mu + \tilde{K}_3^\mu + \frac{t}{2} \langle \tilde{K}_1^- | \gamma^\mu | \tilde{K}_3^- \rangle + \frac{1}{2t} \langle \tilde{K}_3^- | \gamma^\mu | \tilde{K}_1^- \rangle, \quad (2.9)$$

and, using momentum conservation, $l_2(t) = l_1(t) - K_1$, $l_3(t) = l_1(t) + K_3$. Here t is a complex parameter corresponding to the one component of the loop momentum not fixed by the cut condition. Following ref. [34] we have,

$$\tilde{K}_1^\mu = \gamma \alpha \frac{\gamma K_1^\mu + S_1 K_3^\mu}{\gamma^2 - S_1 S_3}, \quad \tilde{K}_3^\mu = -\gamma \alpha' \frac{\gamma K_3^\mu + S_3 K_1^\mu}{\gamma^2 - S_1 S_3}, \quad (2.10)$$

with $S_1 = K_1^2$, $S_3 = K_3^2$, and \tilde{K}_1^μ and \tilde{K}_3^μ are both massless. (In comparison with ref. [34], we have rescaled and relabeled these massless momenta, and here we take all external momenta to be outgoing.) The variables α , α' and γ are defined as follows,

$$\alpha = \frac{S_3(S_1 - \gamma)}{S_1 S_3 - \gamma^2}, \quad \alpha' = \frac{S_1(S_3 - \gamma)}{S_1 S_3 - \gamma^2}, \quad \gamma = \gamma_\pm = -K_1 \cdot K_3 \pm \sqrt{\Delta}, \quad (2.11)$$

where

$$\Delta = -\det(K_i \cdot K_j) = (K_1 \cdot K_3)^2 - K_1^2 K_3^2, \quad (2.12)$$

with i, j running over 1, 3 (or any other pair). To determine the coefficients of integrals we must sum over the two solutions corresponding to γ_+ and γ_- . It turns out that for the three-external-mass case, these solutions are related by taking $t \rightarrow 1/t$. In addition, when a corner of the triangle is massless, simpler forms of the solutions can be obtained. These issues will be discussed elsewhere [61]. A similar solution to eq. (2.9) has been given in the massive case [65].

OPP [31] showed that after subtracting the known box contributions from the triple cut integrand, one is left with seven independent coefficients. One of these seven corresponds to the coefficient of the scalar triangle we seek, while the remaining six correspond to terms that integrate to zero. Evaluating the subtracted triple-cut integrand at seven selected kinematic points leads to a system of linear equations for these coefficients. As discussed in ref. [35], however, numerical stability issues can arise from inverting this linear system of equations. The OPP approach of solving a system of equations is currently being implemented in numerical programs, with initial results reported in refs. [1, 35–39]. In the alternative approach of Forde [34], the coefficient is instead extracted from the analytic behavior of the triple cut in the limit that the complex variable t becomes large.

We choose to use a hybrid of these approaches, subtracting box contributions from the triple cuts following OPP, but in a way that makes manifest the analytic properties in the complex variable t following Forde. The triple cut is,

$$C_3(t) \equiv A_{(1)}^{\text{tree}} A_{(2)}^{\text{tree}} A_{(3)}^{\text{tree}} \Big|_{l_i=l_i(t)}. \quad (2.13)$$

Each of the box contributions to the triple cut (2.13) contains a fourth Feynman propagator, $1/l_i^2(t)$ for some $i \neq 1, 2, 3$. Hence $C_3(t)$ develops a pole in t whenever the inverse propagator vanishes, say

$$l_i^2(t) \sim \xi_i^\sigma (t - t_i^\sigma), \quad \text{as } t \rightarrow t_i^\sigma. \quad (2.14)$$

The pole locations t_i^σ and coefficients ξ_i^σ are determined from the form of $l_i^2(t)$, after inserting the triple-cut loop momentum parametrization (2.9).

The residues at the poles also involve the coefficients d_i^σ of the i^{th} box integral, evaluated on the two solutions σ to the quadruple cuts. The d_i^σ can be computed prior to the triangle calculation, and their contribution subtracted to form the difference,

$$T_3(t) \equiv C_3(t) - \sum_{\sigma=\pm} \sum_i \frac{d_i^\sigma}{\xi_i^\sigma (t - t_i^\sigma)}. \quad (2.15)$$

Equation (2.15) is slightly schematic, omitting a few subtleties that depend in part on how many of the triangle legs are massive. For example, in the three-mass case we should either sum over γ_+ and γ_- , or else make use of the $t \rightarrow 1/t$ relation between the two triple-cut solutions to eliminate one of them [61]. The main point is that proper subtraction of the box contributions removes all poles at finite values of t , so that $T_3(t)$ has poles only at $t = 0$ and $t = \infty$, as sketched in fig. 4. Thus we can write,

$$T_3(t) = \sum_{j=-p}^p c_j t^j. \quad (2.16)$$

From eq. (2.9) we see that the maximum power of t in eq. (2.16), denoted by p , is equal to the maximum tensor rank encountered at the level of triangle integrals. In a generic renormalizable theory such as QCD, this value is $p = 3$.

As explained in ref. [34], the desired coefficient of the triangle integral is given by c_0 , which can be extracted by taking the limit $t \rightarrow \infty$ and keeping only the t^0 contribution. This ‘‘Inf’’ operation can be applied to either $C_3(t)$ or the box-subtracted triple cut integrand $T_3(t)$, because the box contributions vanish as $t \rightarrow \infty$. In the language of OPP, the terms with $j \neq 0$ in eq. (2.16) correspond to terms that integrate to zero.

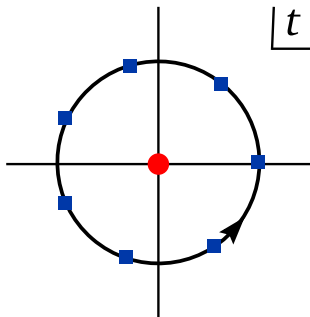


FIG. 4: After subtracting the box contributions to the triple cut, the t plane is free of all singularities except at $t = 0$ and $t = \infty$. We can extract the desired triangle coefficient by using a discrete Fourier projection, evaluating $T_3(t)$ at points indicated by the squares on the circle.

We can also express the triangle coefficient using a contour integral around $t = 0$,

$$c_0 = \frac{1}{2\pi i} \oint \frac{dt}{t} T_3(t), \quad (2.17)$$

as depicted in fig. 4. However, because of the special analytic form (2.16) of $T_3(t)$, it is much more efficient numerically to evaluate this contour integral by means of a discrete Fourier projection,

$$c_0 = \frac{1}{2p+1} \sum_{j=-p}^p T_3\left(t_0 e^{2\pi i j/(2p+1)}\right), \quad (2.18)$$

where t_0 is an arbitrary complex number. This projection removes the remaining coefficients c_k , $k \neq 0$. As it turns out, we do need the other coefficients in order to subtract out triangle contributions when evaluating bubble coefficients [61]. We can obtain them from the same $2p+1$ evaluations of $T_3(t)$, by multiplying or dividing by factors of t before carrying out the Fourier sum,

$$c_k = \frac{1}{2p+1} \sum_{j=-p}^p \left[t_0 e^{2\pi i j/(2p+1)}\right]^{-k} T_3\left(t_0 e^{2\pi i j/(2p+1)}\right). \quad (2.19)$$

As we shall discuss in section IV, the discrete Fourier projection provides excellent numerical stability.

C. Bubble Coefficients

Next consider the bubble coefficients. To parametrize the remaining degrees of freedom left by the two-particle cuts shown in fig. 3(b), we make use of a lightlike vector \tilde{K}_1^μ

constructed from the external momentum K_1^μ and an arbitrary lightlike vector χ^μ . The associated spinors are $|\tilde{K}_1^\pm\rangle$ and $|\chi^\pm\rangle$. The normalization of $\chi^\mu = \langle\chi^-|\gamma^\mu|\chi^-\rangle/2$ is determined by the constraint that $K_1 \cdot \chi = K_1^2/2$, which ensures that

$$\tilde{K}_1^\mu = K_1^\mu - \chi^\mu \quad (2.20)$$

is lightlike. Note that this definition of \tilde{K}_1 differs from the one (2.10) in the triangle discussion, and is used exclusively for the two-particle cuts associated with the bubble coefficient. The cut conditions $l_i^2 = 0$ ($i = 1, 2$) are solved by the momenta,

$$l_i^\mu(y, t) = \frac{1}{2} K_i^\mu + (y - \frac{1}{2}) (\tilde{K}_1^\mu - \chi^\mu) + \frac{t}{2} \langle\tilde{K}_1^-|\gamma^\mu|\chi^-\rangle + \frac{y(1-y)}{2t} \langle\chi^-|\gamma^\mu|\tilde{K}_1^-\rangle, \quad (2.21)$$

with two free parameters y and t [31, 34].

In the two-particle cuts it is sometimes useful to restrict the cut loop momenta to be real. In this case, for $S_1 = K_1^2 > 0$, the cut corresponds to a physical rescattering process. It is convenient to view the rescattering in the center-of-mass frame, in which $K_1 = (\sqrt{S_1}, 0, 0, 0)$, the energies of the intermediate momenta $l_i(y, t)$ are fixed to be $\sqrt{S_1}/2$, and the phase space can be parametrized alternatively by the polar and azimuthal angles θ and ϕ for one of the two momenta, say l_1 . The relation between the two parametrizations is given by,

$$y = \sin^2 \frac{\theta}{2}, \quad t = \frac{1}{2} \sin \theta e^{i\phi}. \quad (2.22)$$

Then y is real and restricted to $y \in [0, 1]$, while $t = \sqrt{y(1-y)} e^{i\phi}$ with $\phi \in [0, 2\pi)$.

After subtracting box and triangle contributions from the two-particle cut under consideration [31, 35],

$$C_2(y, t) \equiv A_{(1)}^{\text{tree}} A_{(2)}^{\text{tree}} \Big|_{l_i=l_i(y,t)}, \quad (2.23)$$

we are left with a tensorial expression $B_2(y, t)$ in terms of the loop momentum l_i , with maximal rank $(p-1)$. (In general, if the maximal rank of the triangle integrals is p , the maximal rank of bubble integrals is $p-1$.) In terms of the parametrization (2.21), $B_2(y, t)$ is a $(p-1)$ th order polynomial expression in terms of the monomials $(1/2-y)$, t and $y(1-y)/t$. The bubble coefficient is then given by the integral [61],

$$b_0 = \frac{1}{2\pi i} \int_0^1 dy \oint_{|t|=\sqrt{y(1-y)}} \frac{dt}{t} B_2(y, t). \quad (2.24)$$

The factor of $1/t$ is a Jacobian for the change of variables (2.22) from (θ, ϕ) to (y, t) .

As in the case of the triangle coefficients, the special analytic form of the subtracted two-particle cut $B_2(y, t)$ allows the integral (2.24) to be evaluated efficiently using a discrete Fourier projection. Two observations are important here: the t integration projects $B_2(y, t)$ onto the terms independent of t , which are of maximal power $(p - 1)$ in y ; also, the y integration amounts to replacing positive powers of y^n by rational numbers $1/(n + 1)$ [34]. Following similar logic as in the triangle case, we can extract the bubble coefficient with a double discrete Fourier projection on the subtracted two-particle cut,

$$b_0 = \frac{1}{(2p - 1)p} \sum_{j=0}^{2(p-1)} \sum_{k=0}^{p-1} \sum_{n=0}^{p-1} \frac{(y_0 e^{2\pi ik/p})^{-n}}{n + 1} B_2(y_0 e^{2\pi ik/p}, t_0 e^{2\pi ij/(2p-1)}), \quad (2.25)$$

where y_0 and t_0 are arbitrary complex constants. For the case $p = 3$, we use the fact that for $f(y) = f_0 + f_1 y + f_2 y^2$, the desired combination $f_0 + f_1/2 + f_2/3$ can be written as $[f(0) + 3f(2/3)]/4$. In this way it is possible to reduce the number of values of y required, from three in eq. (2.25) to two:

$$b_0 = \frac{1}{20} \sum_{j=0}^4 \left[B_2(0, t_0 e^{2\pi ij/5}) + 3B_2(2/3, t_0 e^{2\pi ij/5}) \right]. \quad (2.26)$$

One can also reduce the number of values of t sampled, from five down to three or four, using lower-order roots of unity (independently of how y is treated). In a similar fashion to eq. (2.19), higher-rank tensor bubble coefficients may be extracted by weighting the sum (2.25) differently. (Such coefficients would feed into the calculation of tadpole coefficients. They are not needed for the case of massless internal lines treated in this paper.)

Due to the physical interpretation of the two-particle cut as a rescattering, with real intermediate momenta living on a sphere, an alternative projection formula from eqs. (2.25) and (2.26) may be found in terms of spherical harmonics $Y_{l,m}(\theta, \phi)$. To do so we change from the variables y and t to the spherical coordinates θ and ϕ via eq. (2.22). In these variables, the loop momentum (2.21) is linear in the spherical harmonics $Y_{l,m}$ with $l = 1$ and $m = 0, \pm 1$, because

$$\begin{aligned} \frac{1}{2} - y &= \frac{1}{2} \cos \theta = \sqrt{\frac{\pi}{3}} Y_{1,0}(\theta, \phi), \\ t &= \frac{1}{2} \sin \theta e^{i\phi} = -\sqrt{\frac{2\pi}{3}} Y_{1,1}(\theta, \phi), \\ \frac{y(1-y)}{t} &= \frac{1}{2} \sin \theta e^{-i\phi} = \sqrt{\frac{2\pi}{3}} Y_{1,-1}(\theta, \phi). \end{aligned} \quad (2.27)$$

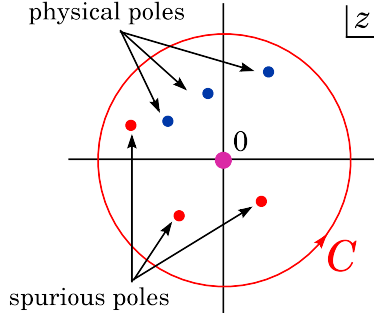


FIG. 5: Using Cauchy’s theorem, rational terms in loop amplitudes can be reconstructed from residues at poles in the complex plane. The poles are of two types: physical and spurious. All pole locations are known *a priori*. Residues at physical poles are obtained from on-shell recursion. Residues at spurious poles are obtained from the cut parts.

The two-particle cut with box and triangle contributions subtracted is then a superposition of spherical harmonics,

$$B_2(\theta, \phi) = \sum_{|m| \leq l \leq p-1} b_{l,m} Y_{l,m}(\theta, \phi). \quad (2.28)$$

The scalar bubble coefficient is just $b_{0,0}$, up to a normalization constant. Using eq. (2.21), the higher spherical-harmonic coefficients $b_{l,m}$ can be related to the coefficients of the higher-rank tensor integrals.

III. RATIONAL CONTRIBUTIONS

We now turn to the question of computing the rational terms R_n in the amplitude (2.1). Here we use the on-shell recursive approach for one-loop amplitudes [26, 27], modifying it to make it more amenable to numerical evaluation in an automated program. As is true for the cut parts, an important feature of on-shell recursion is that it displays a modest growth in computational resource requirements — compared to the rapid growth with a traditional Feynman-diagram approach — as the number of external particles increases.

At one loop, as at tree level, on-shell recursion provides a systematic means of determining rational functions, using knowledge of their poles and residues. At loop level, however, a number of new issues must be addressed, including the appearance of branch cuts, spurious singularities, and the behavior of loop amplitudes under large complex deformations. In

some cases, “unreal poles” develop [25], which are poles present with complex but not real momenta. The appearance of branch cuts does not present any difficulties because we use on-shell recursion only for the cut-free rational remainders R_n . As noted in ref. [27], we can sidestep the problems of unreal poles by choosing appropriate shifts within the class given below in eq. (3.1). Finally, we may determine the behavior of amplitudes under large complex deformations by using auxiliary recursion relations.

A. General Principles

On-shell recursion relations may be derived by considering deformations of amplitudes characterized by a single complex parameter z , such that all external momenta are left on shell [24]. In the massless case, it is particularly convenient to shift the momenta of two external legs, say j and l ,

$$\begin{aligned} k_j^\mu &\rightarrow k_j^\mu(z) = k_j^\mu - \frac{z}{2} \langle j^- | \gamma^\mu | l^- \rangle, \\ k_l^\mu &\rightarrow k_l^\mu(z) = k_l^\mu + \frac{z}{2} \langle j^- | \gamma^\mu | l^- \rangle. \end{aligned} \quad (3.1)$$

We denote the shift in eq. (3.1) as a $[j, l)$ shift. This shift has the required property that the momentum conservation is left undisturbed, while shifted momenta are left on-shell, $k_j^2(z) = k_l^2(z) = 0$.

On-shell recursion relations follow from evaluating the contour integral,

$$\frac{1}{2\pi i} \oint_C dz \frac{R_n(z)}{z}, \quad (3.2)$$

where the contour is taken around the circle at infinity, as depicted in fig. 5, and $R_n(z)$ is R_n evaluated at the shifted momenta (3.1). If the rational terms under consideration vanish as $z \rightarrow \infty$, the contour integral vanishes and Cauchy’s theorem gives us a relationship between the desired rational contributions at $z = 0$, and a sum over residues of the poles of $R_n(z)$, located at z_α ,

$$R_n(0) = - \sum_{\text{poles } \alpha} \text{Res}_{z=z_\alpha} \frac{R_n(z)}{z}. \quad (3.3)$$

On the other hand, if the amplitude does not vanish as $z \rightarrow \infty$, there are additional contributions, which we can obtain from an auxiliary recursion relation [27].

Poles in the z -shifted one-loop rational terms, labeled by α in eq. (3.3), may be separated into two classes as shown in fig. 5: physical and spurious. The physical poles are present in

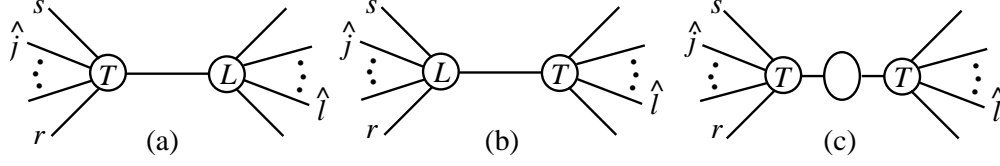


FIG. 6: Diagrammatic contributions to on-shell recursion at one-loop for a $[j, l]$ shift. The labels “ T ” and “ L ” refer respectively to (lower-point) tree amplitudes A^{tree} and rational parts of one-loop amplitudes R . The central blob in (c) is the rational part of a one-loop factorization function \mathcal{F} [66].

the full amplitude A_n , and correspond to genuine, physical factorization poles (collinear or multiparticle). The spurious poles are not poles of A_n ; they cancel between the cut parts C_n and rational parts R_n . They arise from the presence of tensor integrals in the underlying field-theory representation of the amplitude. Our method avoids the need to perform the reduction of such tensor integrals explicitly, because of the use of a basis of master integrals. The reduction happens implicitly, and leaves its trace in the presence of Gram determinant denominators. These denominators give rise to spurious singularities in individual terms. Separating the different contributions, we may write,

$$R_n(z) = R_n^D(z) + R_n^S(z) + R_n^{\text{large } z}(z), \quad (3.4)$$

where R_n^D contains all contributions from physical poles, R_n^S the contributions from spurious poles, and $R_n^{\text{large } z}$ the possible contributions from large deformation parameter z , if $R_n(z)$ does not vanish there. More explicitly, from elementary complex variable theory, under the shift (3.1) the rational terms can be expressed as a sum over pole terms and possibly a polynomial in z ,

$$R_n^D(z) = \sum_{\alpha} \frac{A_{\alpha}}{z - z_{\alpha}}, \quad R_n^S(z) = \sum_{\beta} \left(\frac{B_{\beta}}{(z - z_{\beta})^2} + \frac{C_{\beta}}{z - z_{\beta}} \right),$$

$$R_n^{\text{large } z}(z) = \sum_{\sigma=0}^{\sigma_{\max}} D_{\sigma} z^{\sigma}, \quad (3.5)$$

where the coefficients $A_{\alpha}, B_{\beta}, C_{\beta}, D_{\sigma}$ are functions of the external momenta. The poles in z in eq. (3.5) are shown in fig. 5. The physical poles labeled by α are generically single poles. (Some shift choices may lead to double poles [25]; we can generally avoid such shifts [27].) In general, in a renormalizable gauge theory, the spurious poles, labeled by β , may be either

single or double poles [61]. If $R_n(z)$ vanishes for large z , the D_σ are all zero. If not, then D_0 gives a contribution to the physical rational terms, $R_n(0)$.

The contributions of the physical poles may be obtained efficiently using the on-shell recursive terms represented by the diagrams in fig. 6. The tree “vertices” labeled by “ T ” denote tree-level on-shell amplitudes A_m^{tree} , while the loop vertices “ L ” are the rational parts of on-shell (lower-point) one-loop amplitudes R_m , $m < n$, as defined in eq. (2.3). The contribution in fig. 6(c) involves the rational part of the additional factorization function \mathcal{F} [66]. It only appears in multi-particle channels, and only if the tree amplitude contains a pole in that channel. Each diagram is associated with a physical pole in the z plane, illustrated in fig. 5, whose location is given by,

$$z_\alpha = z_{rs} \equiv \frac{K_{r\dots s}^2}{\langle j^- | K_{r\dots s} | l^- \rangle}, \quad (3.6)$$

where $K_{r\dots s} = k_r + k_{r+1} + \dots + k_s$. This pole arises from the vanishing of shifted propagators, $K_{r\dots s}^2(z_{rs}) = 0$. Generically the sum over α is replaced by a double sum over r, s , labeling the recursive diagrams, where legs labeled \hat{j} and \hat{l} always appear on opposite sides of the propagator in fig. 6. The computation of the recursive diagrams has been described in refs. [26, 33, 44], to which we refer the reader for further details.

What about the contributions of the spurious poles? One approach is to find a “cut completion” [26, 27], which is designed by adding appropriate rational terms to C_n in order to cancel entirely the spurious poles in z within the redefined cut terms \hat{C}_n . Because the complete amplitude is free of the spurious poles, this procedure ensures that the redefined rational terms \hat{R}_n are free of them. The cut completion makes it unnecessary to compute residues of spurious poles (although additional “overlap” diagrams are introduced). It is very helpful for deriving compact analytic expressions for the amplitudes. This approach has led to the computation of the rational terms for a variety of one-loop MHV amplitudes with an arbitrary number of external legs [26–28], as well as for six-point amplitudes. In general, it should be possible to construct a set of cut completions using integral functions of the type given in ref. [54] to absorb spurious singularities.

For the purposes of a numerical program, however, it is simpler to extract the spurious residues from the known cut parts. These residues are guaranteed to be the negatives of the

spurious-pole residues in the rational part. That is, the spurious contributions are,

$$R_n^S(0) = - \sum_{\text{spur. poles } \beta} \text{Res}_{z=z_\beta} \frac{R_n(z)}{z} = \sum_{\text{spur. poles } \beta} \text{Res}_{z=z_\beta} \frac{C_n(z)}{z}, \quad (3.7)$$

where $C_n(z)$ is the shifted cut part appearing in eq. (2.1). The spurious poles β correspond to the vanishing of shifted Gram determinants, $\Delta_m(z) = 0$ for $m = 2, 3, 4$, associated with bubble, triangle and box integrals. (In the case of massless internal propagators, the bubble Gram determinant does not generate any spurious poles.)

A simple example of a spurious singularity in the cut part (2.2) is from a bubble term of the form,

$$b_i I_2^i = \frac{\hat{b}_i}{(K_1^2 - K_2^2)^2} \ln(-K_1^2) + \dots, \quad (3.8)$$

where \hat{b}_i is smooth as $K_1^2 \rightarrow K_2^2$, and $K_1 + K_2 + k_3 = 0$ for some massless momentum k_3 . The denominator factor $(K_1^2 - K_2^2)$ is the square root of the Gram determinant for a triangle integral with two massive legs, K_1 and K_2 , and one massless leg, k_3 . Under the $[j, l]$ shift, there will be a value of z , z_β , for which the shifted denominator vanishes linearly, $K_1^2(z) - K_2^2(z) \sim z - z_\beta$ (unless j and l both belong to the same massive momentum cluster, K_1 or K_2 , in which case the Gram determinant is unshifted). From eq. (3.7) we see that we only need the rational pieces of the spurious-pole residues of the cut part, because $R_n^S(0)$ is rational. From eq. (3.8), we see that there can only be a rational piece if we have to series expand the logarithm to compute the residue. Hence the spurious pole in the bubble coefficient b_i must be of at least second order in $(K_1^2 - K_2^2)$. At order ϵ^0 , box and triangle integrals contain dilogarithms and squared logarithms, which must be expanded to second order to obtain a rational piece. Thus the spurious poles of box and triangle coefficients must be at least of third order for rational terms to be generated.

To extract a residue from $C_n(z)/z$, we evaluate the integral coefficients d_i, c_i, b_i numerically for complex, shifted momenta in the vicinity of the spurious pole, using our implementation of the results of section II. We also need to evaluate the loop integrals. First, however, we perform an analytic series expansion of the integrals around the vanishing Gram determinants. For example, the three-mass triangle integral, $I_3^{\text{m}}(s_1, s_2, s_3)$, close to the surface of its vanishing Gram determinant,

$$\Delta_3 \equiv s_1^2 + s_2^2 + s_3^2 - 2s_1s_2 - 2s_1s_3 - 2s_2s_3 \rightarrow 0, \quad (3.9)$$

behaves as,

$$\begin{aligned}
I_3^{3m}(s_1, s_2, s_3) \rightarrow & -\frac{1}{2} \sum_{i=1}^3 \ln(-s_i) \frac{s_i - s_{i+1} - s_{i-1}}{s_{i+1}s_{i-1}} \left[1 - \frac{1}{6} \frac{\Delta_3}{s_{i+1}s_{i-1}} + \frac{1}{30} \left(\frac{\Delta_3}{s_{i+1}s_{i-1}} \right)^2 \right] \\
& + \frac{1}{6} \frac{\Delta_3}{s_1 s_2 s_3} - \frac{s_1 + s_2 + s_3}{120} \left(\frac{\Delta_3}{s_1 s_2 s_3} \right)^2 + \dots, \tag{3.10}
\end{aligned}$$

where the index i on the shifted invariant, $s_i \equiv s_i(z)$, is defined mod 3. In this expression the logarithms are to be expanded according to,

$$\ln(-s) \rightarrow \frac{s - s_\beta}{s_\beta} - \frac{1}{2} \frac{(s - s_\beta)^2}{s_\beta^2} + \dots, \tag{3.11}$$

where $s = s(z)$, and $s_\beta = s(z_\beta)$ is the value of the shifted invariant at the location z_β of the spurious pole. The leading order of eq. (3.10) matches the expansion found in ref. [54]. In the integral expansions we need keep only rational terms, including terms that can become rational after further series expansion around a generic point, such as eq. (3.11). Thus we may avoid computing any logarithms or polylogarithms at complex momentum values. The expression obtained by replacing $C_n(z)$ according to these rules, in the vicinity of z_β , will be denoted by $E_n^\beta(z)$. In ref. [61] we present the complete set of integral expansions needed in the calculations, as well as a convenient method for generating them from a dimension-shifting formula [47].

B. Discrete Fourier Sum for Spurious Residues

Similarly to the case of triangle and bubble coefficients, we extract each required spurious-pole residue from the cut parts by using a discrete Fourier sum. We evaluate $E_n^\beta(z)$ at m points equally spaced around a circle of radius δ_β in the z plane, centered on the pole location z_β , as depicted in fig. 7; *i.e.*, $z = z_\beta + \delta_\beta e^{2\pi i j/m}$, for $j = 1, 2, \dots, m$. In contrast to the t -plane analysis used earlier to obtain triangle coefficients, however, we do not know the residues at other poles *a priori*, so we cannot subtract them easily. (Indeed, the function $E_n^\beta(z)$ we are analyzing is only rational in the vicinity of z_β , due to our use of the rational parts of the integral expansions around this point.) Here the discrete Fourier sum is an approximation to the contour integral, whereas in the previous section it was exact. We can make the approximation arbitrarily accurate in principle, by choosing δ_β to be arbitrarily small. With finite precision, however, numerical round-off error forces us to work at finite

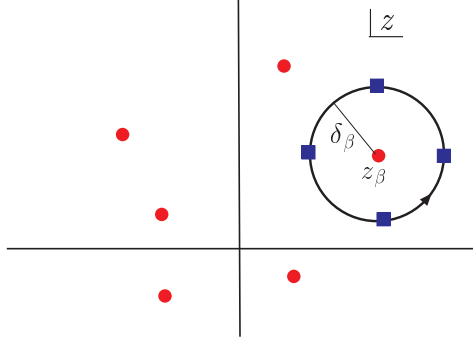


FIG. 7: We obtain the residue at the spurious pole located at $z = z_\beta$ in the complex z plane by a discrete Fourier sum, evaluating $E_n^\beta(z)$ on the (blue) squares on the circle of radius δ_β centered on z_β . In this figure four points are shown, although in practice we use ten points. The locations of other poles are represented by (red) dots. We ensure that δ_β is sufficiently small so that other poles give a negligible contribution to the residue.

δ_β . When extracting the residue of a spurious pole we must also ensure that there are no other poles inside or near the circle. To obtain the contributions of the spurious poles to $R_n(0)$ in eq. (3.7) we evaluate,

$$R_n^S(0) \simeq \frac{1}{m} \sum_{\beta} \sum_{j=1}^m \delta_\beta e^{2\pi i j/m} \frac{E_n^\beta(z_\beta + \delta_\beta e^{2\pi i j/m})}{z_\beta + \delta_\beta e^{2\pi i j/m}}. \quad (3.12)$$

The sum over β runs over the location of all spurious Gram determinant poles that contribute to rational terms. Equivalently, we can extract the coefficients B_β and C_β in eq. (3.5) via,

$$\begin{aligned} B_\beta &\simeq -\frac{1}{m} \sum_{j=1}^m [\delta_\beta e^{2\pi i j/m}]^2 E_n^\beta(z_\beta + \delta_\beta e^{2\pi i j/m}), \\ C_\beta &\simeq -\frac{1}{m} \sum_{j=1}^m \delta_\beta e^{2\pi i j/m} E_n^\beta(z_\beta + \delta_\beta e^{2\pi i j/m}). \end{aligned} \quad (3.13)$$

For the results presented in the next section we choose $m = 10$ points in the discrete sum. In general, an increase in m increases the precision, but at the cost of computation time.

We choose δ_β to be much smaller than the distance to nearby poles, but not so small as to lose numerical precision. Typically at “standard” double precision we use a value of $\delta_\beta = 10^{-2}$. If the contributions from the nearby poles are unusually large, then we find a large variation in the absolute value of each term in the sum. If this happens we reduce δ_β until either the variation is acceptable, or we cross a minimum value of δ_β , beyond which the

point becomes unstable because of round-off error. We deal with such points as described below.

C. Numerical Stability

In addition to the value of δ_β becoming too small, other cancellations can also sometimes cause a loss of precision, giving rise to a potentially unstable kinematic point. In order to identify such phase-space points more generally, we apply consistency checks independently to the cut and rational parts of the amplitude. For the cut part we test how well the known, non-logarithmic $1/\epsilon$ singularities are reproduced. Because the only source of such $1/\epsilon$ poles are the bubble integrals, for the n -gluon amplitudes, for example, we have [6, 10],

$$A_n^{1\text{-loop}}|_{1/\epsilon, \text{non-log}} = \frac{1}{\epsilon} \sum_k b_k = - \left[\frac{1}{\epsilon} \left(\frac{11}{3} - \frac{2 n_f}{3 N_c} \right) \right] A_n^{\text{tree}}, \quad (3.14)$$

where n_f is the number of quark flavors and the sum on k runs over all bubble integrals. As a practical matter it is sufficient to check that the divergent term divided by the tree amplitude is real. (For helicity configurations with vanishing tree amplitudes the cut contributions vanish, so no check is required.) Because bubble coefficients are computed from expressions where triangle and box contributions have been subtracted, any instabilities in the latter are also detected with this $1/\epsilon$ consistency check.

In general this test is not sufficient for finding all the unstable points of the full amplitude, because some of the instability comes from computing the spurious residues for rational terms. A related test, which suffices to find all remaining instabilities, comes from the requirement that each spurious singularity must cancel in the sum over bubble coefficients. This cancellation can be understood by applying the $[j, l]$ shift to eq. (3.14), and making use of the fact that A_n^{tree} has no spurious poles. For each spurious-pole residue that contributes to the rational part, we therefore check that the sum of discrete Fourier sums over all bubble coefficients,

$$\sum_k \sum_{j=1}^m \delta_\beta e^{2\pi i j/m} b_k(z_\beta + \delta_\beta e^{2\pi i j/m}), \quad (3.15)$$

vanishes to within a specified tolerance.

If a phase-space point fails the above stability conditions we recalculate the point in a manner that improves its stability. Various strategies have been proposed in the literature to handle unstable points. One approach is to modify the standard integral basis (2.2) so as

to absorb the Gram determinant singularities into well-defined functions [5, 14, 18, 54, 67]. This approach is related to using a cut completion [26]. Other approaches are to interpolate across the singular region or to series expand the integrals in the singular region [5, 55]. A third approach is to simply redo unstable points at higher precision, *e.g.* as in ref. [36].

We have found the high-precision approach to be effective for eliminating the remaining instabilities in our program. It is robust and simple to implement; a detailed analysis of the instabilities is not needed, and we can use the standard basis of integrals with no interpolations or expansions of the integrals around unstable points. Our implementation of on-shell methods already has only a small fraction of unstable phase-space points; hence the overhead of recomputing them at higher precision is relatively small. We use the QD package [57], switching to “double-double” precision, that is approximately 32 decimal digits. If the stability test were to fail at this level of precision, we switch to “quadruple-double” precision, corresponding to approximately 64 digits of precision; for all amplitudes calculated here, this happens rarely, if ever. To compute the integrals to higher precision, we implement the polylogarithms which enter the integrals using a series expansion to a sufficiently high order. If the $1/\epsilon$ test (3.14) fails then we recompute the entire cut part at higher precision, but if the spurious-pole test (3.15) fails we only recompute those pieces containing unstable Gram determinant singularities.

Further details, as well as all integral expansions used to extract the spurious residues from the cut part, will be given elsewhere [61].

IV. RESULTS

We now discuss the numerical stability of our implementation. Our stability tests use sets of 100,000 points for $2 \rightarrow (n - 2)$ gluon scattering, generated with a flat phase-space distribution using the RAMBO [68] algorithm. We impose kinematic cuts on the outgoing gluons, following ref. [35]:

$$E_T > 0.01\sqrt{s}, \quad \eta < 3, \quad \Delta_R > 0.4, \quad (4.1)$$

where E_T is the gluon transverse energy, η is the pseudorapidity, and $\Delta_R = \sqrt{\Delta_\eta^2 + \Delta_\phi^2}$ is the separation cut between pairs of gluons. The center-of-mass energy \sqrt{s} is chosen to be 2 TeV and the scale parameter μ (arising from divergent loop integrals) is set to 1 TeV.

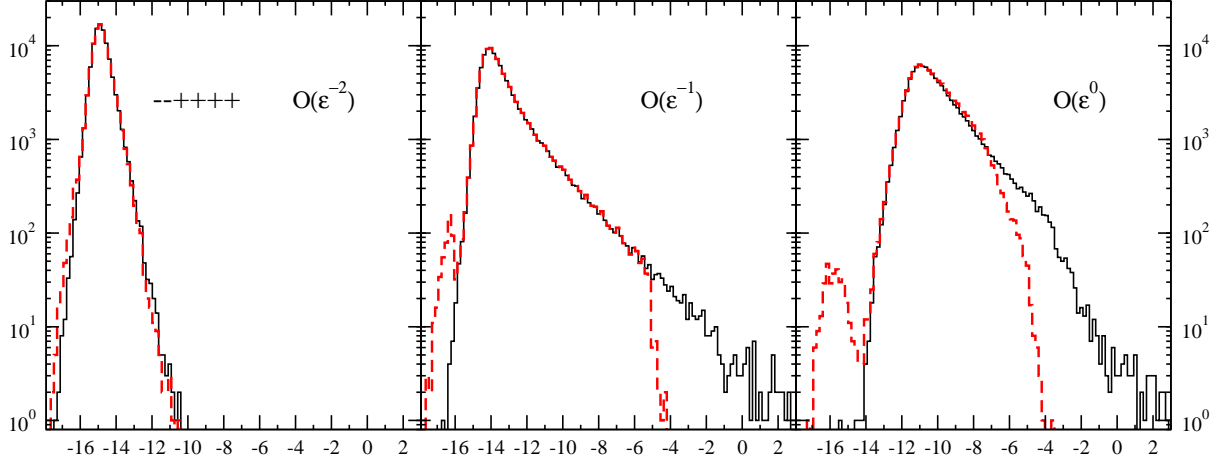


FIG. 8: The distribution of the logarithm of the relative error for 100,000 phase-space points in the $1/\epsilon^2$, $1/\epsilon$ and finite (ϵ^0) components of the six-point MHV amplitude $A_6(1^-, 2^-, 3^+, 4^+, 5^+, 6^+)$. The solid (black) curve shows the distribution run entirely with ordinary double precision, and the dashed (red) curve shows it when contributions identified as unstable — following the discussion of section III — are evaluated using higher precision. The target values use analytic results from refs. [17, 26, 42].

We computed one-loop six-, seven- and eight-gluon amplitudes for $n_f = 0$ with `BlackHat` at each phase-space point, and compared the output against a target expression, obtained either from known analytic results, or from `BlackHat` itself using quadruple-double precision (~ 64 digits). As an additional test, we also used ordinary double precision to compare to the numerical results of refs. [15, 37] at the quoted phase-space points. We find agreement for the five- and six-gluon amplitudes for all helicity configurations, to within their quoted accuracy, after accounting for external phase conventions and the incoming-particle convention implicitly used in ref. [37]. We also find agreement with the numerical results of ref. [27] at the quoted phase-space points for the six-, seven- and eight-point maximally helicity violating (MHV) amplitudes presented here.

The histograms in figs. 8–10 show the results of our study of numerical precision. For these plots, the horizontal axis is the logarithmic relative error,

$$\log_{10} \left(\frac{|A_n^{\text{num}} - A_n^{\text{target}}|}{|A_n^{\text{target}}|} \right), \quad (4.2)$$

for each of the $1/\epsilon^2$, $1/\epsilon$ and ϵ^0 components of the numerical amplitude A_n^{num} obtained from

BlackHat. The vertical axis in these plots shows the number of phase-space points in a bin that agree with the target to a specified relative precision. We use a logarithmic vertical scale to visually enhance the tail of the distribution, so as to illustrate the numerical stability.

For the MHV amplitudes in figs. 8 and 9, we used analytic expressions from refs. [17, 26, 42, 44] as the target expressions A_n^{target} . For the next-to-MHV (NMHV) amplitudes, analytic expressions are available [16, 27, 29, 42], although for fig. 10, we generated the target with **BlackHat**, using quadruple-double precision. This is more than sufficient to ensure numerical stability in target expressions for the purposes of the comparison. We note that the ability to switch easily to higher precision is quite helpful in assessing numerical stability in any new calculation.

First consider the MHV six-point amplitude $A_6(1^-, 2^-, 3^+, 4^+, 5^+, 6^+)$. Fig. 8 illustrates the numerical stability of **BlackHat** for this amplitude, with and without the use of higher precision on the points identified as unstable. The plots show the distribution of relative errors for the $1/\epsilon^2$, $1/\epsilon$ and ϵ^0 components over 100,000 phase-space points. The $1/\epsilon^2$ distribution has extremely small errors, peaking at a relative error of nearly 10^{-15} , while the right-side tail falls rapidly. For the $1/\epsilon$ and finite ϵ^0 components the peaks shift to the right, to a relative precision of around 10^{-14} and 10^{-11} , and fall less steeply. This feature is not surprising, because of the larger number of computational steps needed for these parts of the amplitudes: for $1/\epsilon^2$ terms, only box coefficients contribute (for this helicity pattern triangle integrals do not appear); for the $1/\epsilon$ contribution, bubble coefficients contribute too; for the finite part, rational terms contribute as well. As one proceeds from box to triangle, bubble, and then to rational terms, each step relies on previous steps, and so numerical errors accumulate.

In each plot in fig. 8 the solid (black) curve corresponds to the exclusive use of ordinary double precision (16 decimal digits), showing good stability for the raw algorithm for all three components. The dashed (red) curve shows the effect of turning on higher precision for contributions identified as unstable, using the criteria discussed in section III. This completely suppresses the already-small tail above a relative error of about 10^{-5} . The points populating the right-hand tail in the ordinary double precision calculation, displayed in the solid (black) curve, then move to the left in the dashed (red) curve, giving rise to a secondary peak around a relative error of machine precision, or 10^{-16} . (The comparison with the target is performed in ordinary double-precision, even though higher precision is

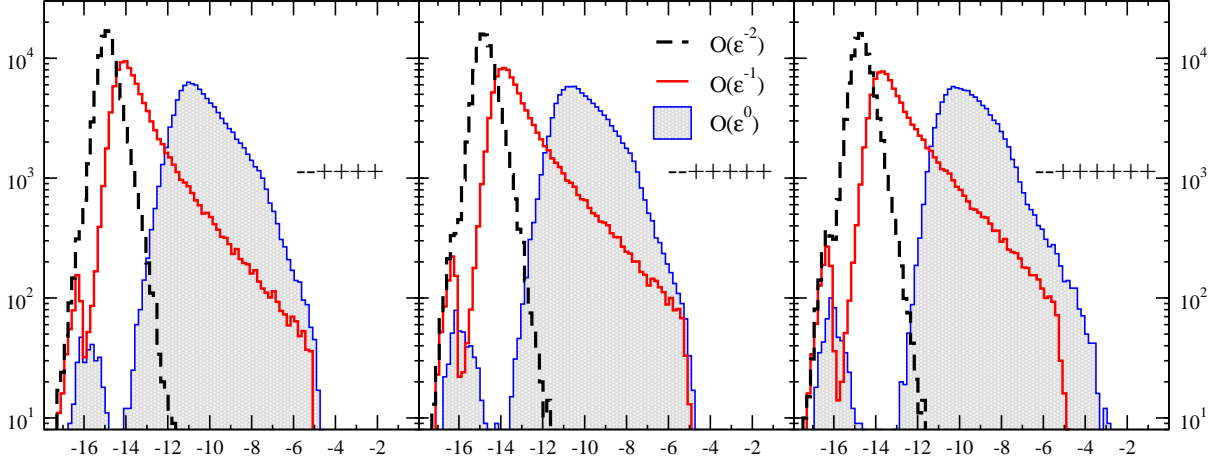


FIG. 9: The distribution of the logarithm of the relative error over 100,000 phase-space points for the MHV amplitudes $A_6(1^-, 2^-, 3^+, 4^+, 5^+, 6^+)$, $A_7(1^-, 2^-, 3^+, 4^+, 5^+, 6^+, 7^+)$ and $A_8(1^-, 2^-, 3^+, 4^+, 5^+, 6^+, 7^+, 8^+)$. The dashed (black) curve in each histogram gives the relative error for the $1/\epsilon^2$ part, the solid (red) curve gives the $1/\epsilon$ singularity, and the shaded (blue) distribution gives the finite ϵ^0 component of the corresponding helicity amplitude. The target expression is computed from an analytic formula [17, 26, 42, 44].

used in intermediate steps.) This twin-peak feature is visible in the $1/\epsilon$ and ϵ^0 components. It is due our recalculation of the entire cut part, at higher precision, whenever a phase-space point fails the $1/\epsilon$ consistency check (3.14). When the spurious-pole stability test (3.15) fails, the point generally falls to the right of the secondary peak, because we only recalculate those pieces that contain the unstable spurious singularity.

Another important feature that can be observed in fig. 8 is that the “effective cutoff” is sharp: for the ϵ^0 terms almost no points below 10^{-5} are identified as unstable. In a practical calculation, given Monte-Carlo integration errors and other uncertainties, a cutoff in the relative error of 10^{-5} is overly stringent. It does, however, illustrate the control over instabilities achieved in **BlackHat**, which becomes more important for more complicated processes. It is interesting to note that modest additional computation time is required to achieve a cutoff of 10^{-5} , compared to, say, 10^{-2} .

Next consider the behavior as the number of external gluons increases. In fig. 9 we show relative error distributions for the set of MHV amplitudes $A_6(1^-, 2^-, 3^+, 4^+, 5^+, 6^+)$, $A_7(1^-, 2^-, 3^+, 4^+, 5^+, 6^+, 7^+)$ and $A_8(1^-, 2^-, 3^+, 4^+, 5^+, 6^+, 7^+, 8^+)$. For each of these ampli-

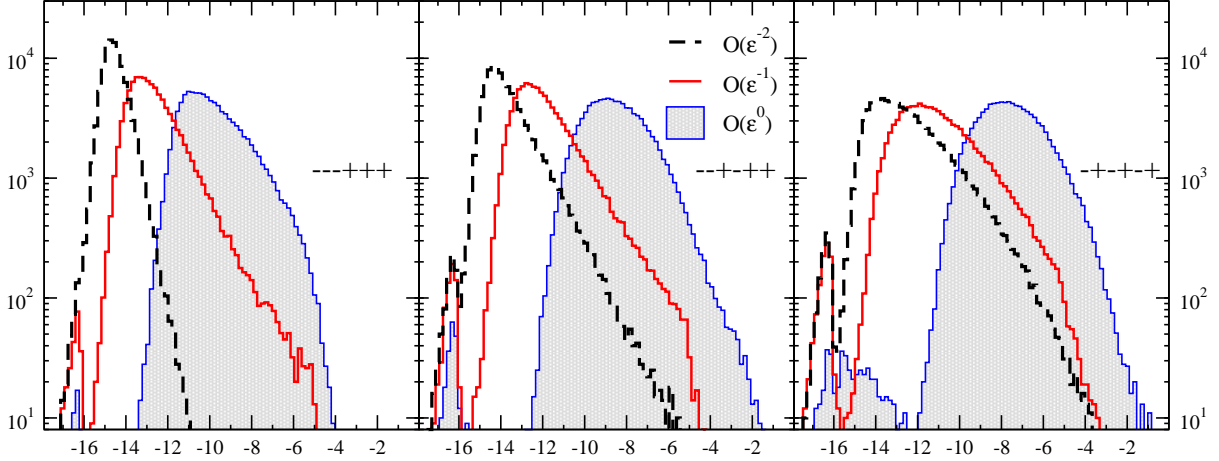


FIG. 10: The distribution of the logarithm of the relative error for the six-point NMHV amplitudes $A_6(1^-, 2^-, 3^-, 4^+, 5^+, 6^+)$, $A_6(1^-, 2^-, 3^+, 4^-, 5^+, 6^+)$ and $A_6(1^-, 2^+, 3^-, 4^+, 5^-, 6^+)$. The dashed (black) curve in each histogram gives the relative error for the $1/\epsilon^2$ part, the solid (red) curve gives the $1/\epsilon$ singularity, and the shaded (blue) curve gives the finite ϵ^0 component of the corresponding amplitude. The target expression is a quadruple-double-precision `BlackHat` evaluation.

tudes the dashed (black) curve shows the relative error in the coefficient of the $1/\epsilon^2$ singularity. Similarly, the relative errors in the $1/\epsilon$ and ϵ^0 contributions are given by the solid (red) curve and shaded (blue) distribution. The relative precision of the $1/\epsilon^2$ singularities is better than 10^{-11} for these six-, seven- and eight-point amplitudes. The computational-stability scaling properties in going from six- to seven- and then eight-point amplitudes in fig. 9 are also rather striking. There is little change in the shape of the curves as we increase the number of legs.

Even more striking is the modest increase in computation time. As mentioned earlier, the tree-like nature of on-shell methods leads us to expect only mild scaling for a given helicity pattern, in stark contrast with the rapid increase in required computational resources for ordinary Feynman diagrams. These expectations are borne out by the values for the average computation time shown in Table I. The table shows the average time on a 2.33 GHz Xeon processor for computing a color-ordered amplitude of a given helicity configuration at a single phase-space point. The first three rows show the timing for the six-, seven- and eight-point MHV amplitudes corresponding to fig. 9. Even for the eight-point case we obtain an average evaluation time of less than 50 ms, including running the phase-space points marked

TABLE I: The average time needed to evaluate one point in phase space for various helicity configurations. The time is in milliseconds on a 2.33 GHz Xeon processor. The second column gives the average evaluation time for the cut part, including the recomputation at higher precision of points identified as unstable. The third column gives the time for the full amplitude, including rational terms, using only ordinary double precision. The fourth column gives the average time using ordinary double precision on stable points and higher precision on contributions marked as unstable either by the $1/\epsilon$ consistency test (3.14) or the spurious-pole test (3.15).

helicity	cut part	full amplitude double prec. only	full amplitude with multi-prec.
--++++	2.4 ms	7 ms	11 ms
--+++++	4.2 ms	11 ms	23 ms
--++++++	6.1 ms	29 ms	43 ms
-+-----	3.1 ms	18 ms	32 ms
-++-++	3.3 ms	61 ms	96 ms
---+++	4.4 ms	12 ms	22 ms
--+-++	5.9 ms	47 ms	64 ms
-+-+--	7.0 ms	72 ms	114 ms

as unstable at higher precision. It is also interesting to note the relatively modest increase in computation time due to turning on higher precision for unstable points, even in this initial implementation. (The time in the third column includes the evaluation of bubble coefficients used in the spurious-pole test (3.15).)

Finally, consider the six-gluon NMHV amplitudes. Figure 10 illustrates the numerical stability properties of the complete set of independent six-gluon NMHV amplitudes not related by symmetries, $A_6(1^-, 2^-, 3^-, 4^+, 5^+, 6^+)$, $A_6(1^-, 2^-, 3^+, 4^-, 5^+, 6^+)$ and $A_6(1^-, 2^+, 3^-, 4^+, 5^-, 6^+)$, compared against a quadruple-precision target computed with **BlackHat**. For each one of these amplitudes, the contributions to the $1/\epsilon^2$, $1/\epsilon$ and finite ϵ^0 terms are shown in a similar format as the MHV case. These NMHV curves are all shifted to the right compared to the MHV cases in in fig. 9. This property is not surprising; it is due to the more complicated nature of the NMHV amplitudes. In particular, the amplitudes contain higher powers of the box Gram determinants in denominators of the box

coefficients, which then feed into triangle, bubble and rational contributions. As in the MHV cases, when one goes from $1/\epsilon^2$ to $1/\epsilon$ to ϵ^0 , the curves shift to the right again, reflecting the more complicated calculations. Nevertheless, they all exhibit excellent numerical stability, with the distributions of relative errors for the finite pieces peaking at 10^{-8} or better. We identify points as unstable, and automatically recompute such points at higher precision, using the same criteria as for the MHV amplitudes. In the NMHV case, the fall-off is not as sharp as in the MHV case. Nevertheless, the accuracy obtained is more than sufficient for use in an NLO program.

The average evaluation time in the current version, for all independent six-gluon helicity configurations needed at NLO, including the NMHV ones, is given in Table I. One can see that alternating-helicity configurations do take longer to compute. However, in all cases the cut parts are evaluated in under 8 ms and the full amplitudes in under 120 ms. Although we have not run systematic tests of NMHV amplitudes beyond six points, initial studies at seven points indicate that the scaling behavior of the NMHV amplitudes is not quite as good as for the MHV case, but still very good.

V. CONCLUSIONS

In this paper we presented the first results from **BlackHat**, an automated implementation of on-shell methods, focusing on the key practical issues of numerical stability and computational time. We illustrated the numerical stability by computing a variety of complete six-, seven- and eight-gluon helicity amplitudes and comparing the results against previously-obtained analytic results or against higher precision calculations. In this initial version we achieved reasonable speed, an average computation time of 114 ms per phase-space point for the most complicated of the six-gluon helicity amplitudes, and substantially better for the simpler helicities. We expect this speed and stability to be sufficient for carrying out phenomenological studies of backgrounds at the LHC, even as we expect further improvements with continuing optimization of the code. After the code is stable and tested for a wide variety of processes, we plan to make it publicly available.

BlackHat uses the unitarity method with four-dimensional loop momenta [17, 42]. This method allows the use of compact tree-level helicity amplitudes as the basic building blocks. We compute the box coefficients using quadruple cuts [21]. For box integrals with massless

internal propagators and at least one massless corner, we presented a simple solution to the cut conditions. The solution makes manifest the presence of square roots, rather than full powers, of a spurious (Gram determinant) singularity for each power of the loop momentum in the numerator. We evaluated the triangle- and bubble-integral coefficients using Forde’s approach [34] to expose their complex-analytic structure. Another important ingredient in our procedure is the OPP [31] subtraction of boxes from triple cuts when computing triangle coefficients, and of boxes and triangles from ordinary (double) cuts when computing bubble coefficients. Viewed in terms of Forde’s complex-valued parametrization approach, the OPP subtraction cleans the complex plane of poles, using previously-computed coefficients. We then introduced a discrete Fourier projection, as an efficient and numerically stable method for extracting the desired coefficients. In the bubble case, this procedure can be recast in terms of spherical harmonics.

We computed the purely rational terms using loop-level on-shell recursion, modifying the treatment of spurious singularities compared to refs. [26, 27]. We used a discrete Fourier sum to compute the spurious-pole residues from the cut parts. These contributions are then subtracted from the recursively-computed rational terms in order to cancel spurious singularities implicit in the latter, and thereby make the full amplitude free of spurious singularities as required.

The computation of most points in phase space proceeds using ordinary double-precision arithmetic to an accuracy of 10^{-5} or less. This is far better than the Monte-Carlo integration errors that will inevitably arise in any use of amplitudes in an NLO parton-level or parton-shower code (not to mention parton distribution, scale, shower and hadronization uncertainties). Nonetheless, the computation of the amplitude at a small percentage of phase-space points does manifest a loss of precision, resulting in an instability and larger error. In order to identify such unstable points as may arise, we impose the requirements that all spurious singularities cancel amongst bubble coefficients, and that the coefficients of the $1/\epsilon$ singularity (corresponding to ϵ -singular terms in bubble integrals) be correct. Whenever the calculation at a given phase-space point fails these criteria we simply recalculate the point at higher precision. There are other possible means for dealing with Gram-determinant singularities [1, 5, 48, 55, 56], but we prefer this approach because of its simplicity [36]. In practice, it has a relatively modest impact on the overall speed of the program. In the most complicated of the six-gluon helicity amplitudes, higher-precision evaluation causes the time

to increase modestly, from 72 ms to 114 ms. We expect to see further improvements with additional refinements.

It is important to validate a numerical method against known analytic results. For this purpose, we made use of MHV configurations, which contain two gluons of helicity opposite to that of the others. In particular, we considered the case where the two opposite helicities are nearest neighbors in the color order. In earlier work, these amplitudes were computed for an arbitrary number of external gluons [26, 44], using on-shell methods. We used these results to confirm that `BlackHat` returns the correct values through eight gluons. We also verified numerical stability for non-MHV amplitudes by comparing results for all six-gluon amplitudes against a reference computation done entirely using quadruple-precision arithmetic.

We defer discussion of amplitudes with external fermions, or with massive quarks and vector bosons, to the future. (Some work directly relevant to the question of adding massive particles may be found in refs. [32, 65, 69].) We will also present further details, including the integral expansions we use around spurious singularities, in a future publication [61].

The excellent numerical stability and timing performance of `BlackHat` is due to a variety of ideas described in this paper. Because the unitarity method uses gauge-invariant tree amplitudes as the basic input into the calculation, we avoid the large gauge cancellations inherent in Feynman-diagram calculations. In addition we made use of very compact four-dimensional tree-level helicity amplitudes as the basic input to the calculations. All steps in our computation of the rational terms, as well as the integral coefficients, are carried out in four dimensions. Our simple quadruple-cut solution (2.7) also helps maintain numerical stability in the box contributions. Our parametrization choices for triple and double cuts, and the OPP subtraction of previously-computed coefficients are additional important ingredients. Finally, our use of discrete Fourier projections helps considerably.

The resulting C++ code `BlackHat` is efficient and numerically stable, as we have illustrated with the computation of various one-loop gluon amplitudes and their comparison to known analytic expressions. Based on the results presented here, we expect `BlackHat` to make possible the computation of a wide variety of new one-loop amplitudes for collider physics that have been inaccessible with traditional methods. We hope that `BlackHat`, in conjunction with automated programs [9] for combining the real and virtual contributions at NLO, will soon enable the computation of phenomenologically important cross-sections

at the LHC.

Acknowledgments

We would like to thank John Joseph Carrasco, Tanju Gleisberg, Henrik Johansson and Michael Peskin for helpful discussions. We are grateful to the Galileo Galilei Institute for Theoretical Physics for hospitality while part of this work was carried out. We also thank Academic Technology Services at UCLA for computer support. This research was supported by the US Department of Energy under contracts DE-FG03-91ER40662 and DE-AC02-76SF00515. CFB's research was supported in part by funds provided by the U.S. Department of Energy (D.O.E.) under cooperative research agreement DE-FC02-94ER40818, and in part by the National Science Foundation under Grant No. PHY05-51164. DAK's research is supported by the Agence Nationale de la Recherche of France under grant ANR-05-BLAN-0073-01. The work of DM was supported by the Swiss National Science Foundation (SNF) under contract PBZH2-117028.

-
- [1] Z. Bern *et al.*, 0803.0494 [hep-ph].
- [2] C. Anastasiou, L. J. Dixon, K. Melnikov and F. Petriello, Phys. Rev. D **69**, 094008 (2004) [hep-ph/0312266];
K. Melnikov and F. Petriello, Phys. Rev. Lett. **96**, 231803 (2006) [hep-ph/0603182]; Phys. Rev. D **74**, 114017 (2006) [hep-ph/0609070];
S. Frixione and M. L. Mangano, JHEP **0405**, 056 (2004) [hep-ph/0405130];
N. E. Adam, V. Halyo and S. A. Yost, 0802.3251 [hep-ph].
- [3] R. V. Harlander and W. B. Kilgore, Phys. Rev. Lett. **88**, 201801 (2002) [hep-ph/0201206];
C. Anastasiou and K. Melnikov, Nucl. Phys. B **646**, 220 (2002) [hep-ph/0207004];
C. Anastasiou, K. Melnikov and F. Petriello, Phys. Rev. Lett. **93**, 262002 (2004) [hep-ph/0409088];
Nucl. Phys. B **724**, 197 (2005) [hep-ph/0501130];
G. Davatz *et al.*, JHEP **0607**, 037 (2006) [hep-ph/0604077];
C. Anastasiou, G. Dissertori, F. Stöckli and B. R. Webber, JHEP **0803**, 017 (2008) [0801.2682]

- [hep-ph]].
- [4] A. Denner, S. Dittmaier, M. Roth and L. H. Wieders, *Phys. Lett. B* **612**, 223 (2005) [hep-ph/0502063]; *Nucl. Phys. B* **724**, 247 (2005) [hep-ph/0505042].
- [5] A. Denner and S. Dittmaier, *Nucl. Phys. B* **734**, 62 (2006) [hep-ph/0509141].
- [6] W. T. Giele and E. W. N. Glover, *Phys. Rev. D* **46**, 1980 (1992).
- [7] W. T. Giele, E. W. N. Glover and D. A. Kosower, *Nucl. Phys. B* **403**, 633 (1993) [hep-ph/9302225];
S. Frixione, Z. Kunszt and A. Signer, *Nucl. Phys. B* **467**, 399 (1996) [hep-ph/9512328].
- [8] S. Catani and M. H. Seymour, *Phys. Lett. B* **378**, 287 (1996) [hep-ph/9602277]; *Nucl. Phys. B* **485**, 291 (1997) [Erratum-ibid. *B* **510**, 503 (1998)] [hep-ph/9605323].
- [9] T. Gleisberg and F. Krauss, *Eur. Phys. J. C* **53**, 501 (2008) [0709.2881 [hep-ph]];
M. H. Seymour and C. Tevlin, 0803.2231 [hep-ph].
- [10] Z. Kunszt, A. Signer and Z. Trócsányi, *Nucl. Phys. B* **420**, 550 (1994) [hep-ph/9401294];
S. Catani, *Phys. Lett. B* **427**, 161 (1998) [hep-ph/9802439].
- [11] F. A. Berends, R. Kleiss, P. De Causmaecker, R. Gastmans and T. T. Wu, *Phys. Lett. B* **103**, 124 (1981);
P. De Causmaecker, R. Gastmans, W. Troost and T. T. Wu, *Nucl. Phys. B* **206**, 53 (1982);
Z. Xu, D. H. Zhang and L. Chang, TUTP-84/3-TSINGHUA;
R. Kleiss and W. J. Stirling, *Nucl. Phys. B* **262**, 235 (1985);
J. F. Gunion and Z. Kunszt, *Phys. Lett. B* **161**, 333 (1985);
Z. Xu, D. H. Zhang and L. Chang, *Nucl. Phys. B* **291**, 392 (1987).
- [12] A. Denner and S. Dittmaier, *Nucl. Phys. B* **658**, 175 (2003) [hep-ph/0212259]; Z. Nagy and D. E. Soper, *JHEP* **0309**, 055 (2003) [hep-ph/0308127]; *Phys. Rev. D* **74**, 093006 (2006) [hep-ph/0610028];
W. T. Giele and E. W. N. Glover, *JHEP* **0404**, 029 (2004) [hep-ph/0402152];
R. K. Ellis, W. T. Giele and G. Zanderighi, *Phys. Rev. D* **72**, 054018 (2005) [Erratum-ibid. *D* **74**, 079902 (2006)] [hep-ph/0506196]; *Phys. Rev. D* **73**, 014027 (2006) [hep-ph/0508308];
C. Anastasiou and A. Daleo, *JHEP* **0610**, 031 (2006) [hep-ph/0511176];
A. Brandhuber, B. Spence and G. Travaglini, *JHEP* **0702**, 088 (2007) [hep-th/0612007];
A. Lazopoulos, K. Melnikov and F. Petriello, *Phys. Rev. D* **76**, 014001 (2007) [hep-ph/0703273];

- A. Brandhuber, B. Spence, G. Travaglini and K. Zoubos, JHEP **0707**, 002 (2007) [0704.0245 [hep-th]];
- M. Moretti, F. Piccinini and A. D. Polosa, 0802.4171 [hep-ph].
- [13] F. del Aguila and R. Pittau, JHEP **0407**, 017 (2004) [hep-ph/0404120].
- [14] T. Binoth, J. P. Guillet, G. Heinrich, E. Pilon and C. Schubert, JHEP **0510**, 015 (2005) [hep-ph/0504267].
- [15] R. K. Ellis, W. T. Giele and G. Zanderighi, JHEP **0605**, 027 (2006) [hep-ph/0602185].
- [16] Z. Xiao, G. Yang and C. J. Zhu, Nucl. Phys. B **758**, 1 (2006) [hep-ph/0607015]; Nucl. Phys. B **758**, 53 (2006) [hep-ph/0607017];
- T. Binoth, J. P. Guillet and G. Heinrich, JHEP **0702**, 013 (2007) [hep-ph/0609054].
- [17] Z. Bern, L. J. Dixon, D. C. Dunbar and D. A. Kosower, Nucl. Phys. B **425**, 217 (1994) [hep-ph/9403226].
- [18] Z. Bern, L. J. Dixon and D. A. Kosower, Nucl. Phys. B **513**, 3 (1998) [hep-ph/9708239].
- [19] Z. Bern and A. G. Morgan, Nucl. Phys. B **467**, 479 (1996) [hep-ph/9511336];
- Z. Bern, L. J. Dixon and D. A. Kosower, Ann. Rev. Nucl. Part. Sci. **46**, 109 (1996) [hep-ph/9602280];
- Z. Bern, L. J. Dixon, D. C. Dunbar and D. A. Kosower, Phys. Lett. B **394**, 105 (1997) [hep-th/9611127].
- [20] Z. Bern, L. J. Dixon and D. A. Kosower, JHEP **0001**, 027 (2000) [hep-ph/0001001].
- [21] R. Britto, F. Cachazo and B. Feng, Nucl. Phys. B **725**, 275 (2005) [hep-th/0412103].
- [22] R. Britto, F. Cachazo and B. Feng, Phys. Rev. D **71**, 025012 (2005) [hep-th/0410179];
- S. J. Bidder, N. E. J. Bjerrum-Bohr, L. J. Dixon and D. C. Dunbar, Phys. Lett. B **606**, 189 (2005) [hep-th/0410296];
- S. J. Bidder, N. E. J. Bjerrum-Bohr, D. C. Dunbar and W. B. Perkins, Phys. Lett. B **612**, 75 (2005) [hep-th/0502028];
- S. J. Bidder, D. C. Dunbar and W. B. Perkins, JHEP **0508**, 055 (2005) [hep-th/0505249];
- Z. Bern, N. E. J. Bjerrum-Bohr, D. C. Dunbar and H. Ita, JHEP **0511**, 027 (2005) [hep-ph/0507019];
- N. E. J. Bjerrum-Bohr, D. C. Dunbar and W. B. Perkins, 0709.2086 [hep-ph].
- [23] R. Britto, F. Cachazo and B. Feng, Nucl. Phys. B **715**, 499 (2005) [hep-th/0412308].
- [24] R. Britto, F. Cachazo, B. Feng and E. Witten, Phys. Rev. Lett. **94**, 181602 (2005) [hep-

- th/0501052].
- [25] Z. Bern, L. J. Dixon and D. A. Kosower, Phys. Rev. D **71**, 105013 (2005) [hep-th/0501240]; Phys. Rev. D **72**, 125003 (2005) [hep-ph/0505055].
 - [26] Z. Bern, L. J. Dixon and D. A. Kosower, Phys. Rev. D **73**, 065013 (2006) [hep-ph/0507005].
 - [27] C. F. Berger, Z. Bern, L. J. Dixon, D. Forde and D. A. Kosower, Phys. Rev. D **74**, 036009 (2006) [hep-ph/0604195].
 - [28] C. F. Berger, V. Del Duca and L. J. Dixon, Phys. Rev. D **74**, 094021 (2006) [Erratum-ibid. D **76**, 099901 (2007)] [hep-ph/0608180];
S. D. Badger, E. W. N. Glover and K. Risager, JHEP **0707**, 066 (2007) [0704.3914 [hep-ph]].
 - [29] R. Britto, E. Buchbinder, F. Cachazo and B. Feng, Phys. Rev. D **72**, 065012 (2005) hep-ph/0503132];
R. Britto, B. Feng and P. Mastrolia, Phys. Rev. D **73**, 105004 (2006) [hep-ph/0602178];
P. Mastrolia, Phys. Lett. B **644**, 272 (2007) [hep-th/0611091].
 - [30] A. Brandhuber, S. McNamara, B. J. Spence and G. Travaglini, JHEP **0510**, 011 (2005) [hep-th/0506068].
 - [31] G. Ossola, C. G. Papadopoulos and R. Pittau, Nucl. Phys. B **763**, 147 (2007) [hep-ph/0609007].
 - [32] C. Anastasiou, R. Britto, B. Feng, Z. Kunszt and P. Mastrolia, Phys. Lett. B **645**, 213 (2007) [hep-ph/0609191]; JHEP **0703**, 111 (2007) [hep-ph/0612277];
R. Britto and B. Feng, Phys. Rev. D **75**, 105006 (2007) [hep-ph/0612089]. JHEP **0802**, 095 (2008) [0711.4284 [hep-ph]];
R. Britto, B. Feng and P. Mastrolia, 0803.1989 [hep-ph];
R. Britto, B. Feng and G. Yang, 0803.3147 [hep-ph].
 - [33] Z. Bern, L. J. Dixon and D. A. Kosower, Annals Phys. **322**, 1587 (2007) [0704.2798 [hep-ph]].
 - [34] D. Forde, Phys. Rev. D **75**, 125019 (2007) [0704.1835 [hep-ph]].
 - [35] R. K. Ellis, W. T. Giele and Z. Kunszt, JHEP **0803**, 003 (2008) [0708.2398 [hep-ph]].
 - [36] G. Ossola, C. G. Papadopoulos and R. Pittau, JHEP **0803**, 042 (2008) [0711.3596 [hep-ph]].
 - [37] W. T. Giele, Z. Kunszt and K. Melnikov, 0801.2237 [hep-ph].
 - [38] G. Ossola, C. G. Papadopoulos and R. Pittau, 0802.1876 [hep-ph].
 - [39] P. Mastrolia, G. Ossola, C. G. Papadopoulos and R. Pittau, 0803.3964 [hep-ph].
 - [40] L. D. Landau, Nucl. Phys. **13**, 181 (1959);

- S. Mandelstam, Phys. Rev. **112**, 1344 (1958); Phys. Rev. **115**, 1741 (1959).
- [41] R. J. Eden, P. V. Landshoff, D. I. Olive, J. C. Polkinghorne, *The Analytic S Matrix* (Cambridge University Press, 1966).
- [42] Z. Bern, L. J. Dixon, D. C. Dunbar and D. A. Kosower, Nucl. Phys. B **435**, 59 (1995) [hep-ph/9409265].
- [43] J. Campbell and R. K. Ellis, Phys. Rev. D **65**, 113007 (2002) [hep-ph/0202176];
J. Campbell, R. K. Ellis and D. L. Rainwater, Phys. Rev. D **68**, 094021 (2003) [hep-ph/0308195].
- [44] D. Forde and D. A. Kosower, Phys. Rev. D **73**, 061701 (2006) [hep-ph/0509358];
C. F. Berger, Z. Bern, L. J. Dixon, D. Forde and D. A. Kosower, Phys. Rev. D **75**, 016006 (2007) [hep-ph/0607014].
- [45] W. L. van Neerven, Nucl. Phys. B **268**, 453 (1986).
- [46] L. M. Brown and R. P. Feynman, Phys. Rev. **85**, 231 (1952);
L.M. Brown, Nuovo Cim. **21**, 3878 (1961);
B. Petersson, J. Math. Phys. **6**, 1955 (1965);
G. Källén and J.S. Toll, J. Math. Phys. **6**, 299 (1965);
D. B. Melrose, Nuovo Cim. **40**, 181 (1965);
G. Passarino and M. J. G. Veltman, Nucl. Phys. B **160**, 151 (1979);
W. L. van Neerven and J. A. M. Vermaseren, Phys. Lett. B **137**, 241 (1984).
- [47] Z. Bern, L. J. Dixon and D. A. Kosower, Phys. Lett. B **302**, 299 (1993) [Erratum-ibid. B **318**, 649 (1993)] [hep-ph/9212308].
- [48] J. Fleischer, F. Jegerlehner and O. V. Tarasov, Nucl. Phys. B **566**, 423 (2000) [hep-ph/9907327].
- [49] T. Binoth, J. P. Guillet and G. Heinrich, Nucl. Phys. B **572**, 361 (2000) [hep-ph/9911342].
- [50] G. Duplancić and B. Nižić, Eur. Phys. J. C **35**, 105 (2004) [hep-ph/0303184].
- [51] G. 't Hooft and M. J. G. Veltman, Nucl. Phys. B **153**, 365 (1979);
G. J. van Oldenborgh and J. A. M. Vermaseren, Z. Phys. C **46**, 425 (1990);
W. Beenakker and A. Denner, Nucl. Phys. B **338**, 349 (1990);
A. Denner, U. Nierste and R. Scharf, Nucl. Phys. B **367**, 637 (1991);
T. Hahn and M. Pérez-Victoria, Comput. Phys. Commun. **118**, 153 (1999) [hep-ph/9807565];
R. K. Ellis and G. Zanderighi, JHEP **0802**, 002 (2008) [0712.1851 [hep-ph]].

- [52] Z. Bern, L. J. Dixon and D. A. Kosower, Nucl. Phys. B **412**, 751 (1994) [hep-ph/9306240].
- [53] Z. Bern, L. J. Dixon and D. A. Kosower, JHEP **0408**, 012 (2004) [hep-ph/0404293];
Z. Bern, V. Del Duca, L. J. Dixon and D. A. Kosower, Phys. Rev. D **71**, 045006 (2005) [hep-th/0410224].
- [54] J. M. Campbell, E. W. N. Glover and D. J. Miller, Nucl. Phys. B **498**, 397 (1997) [hep-ph/9612413].
- [55] V. Del Duca, W. Kilgore, C. Oleari, C. Schmidt and D. Zeppenfeld, Nucl. Phys. B **616**, 367 (2001) [hep-ph/0108030].
- [56] A. Ferroglia, M. Passera, G. Passarino and S. Uccirati, Nucl. Phys. B **650**, 162 (2003) [hep-ph/0209219];
W. Giele, E. W. N. Glover and G. Zanderighi, Nucl. Phys. Proc. Suppl. **135**, 275 (2004) [hep-ph/0407016].
- [57] Y. Hida, X. S. Li and D. H. Bailey, <http://crd.lbl.gov/~dhbailey/mpdist>, report LBNL-46996.
- [58] Maplesoft, *Maple User Manual*, Maplesoft, 2005.
- [59] S. Wolfram, *The Mathematica book*, 5th edition, Wolfram Media, Inc., 2003.
- [60] D. Maître and P. Mastrolia, 0710.5559 [hep-ph].
- [61] C. F. Berger, *et al.*, to appear.
- [62] G. Mahlon, Phys. Rev. D **49**, 2197 (1994) [hep-ph/9311213].
- [63] M. L. Mangano and S. J. Parke, Phys. Rept. **200**, 301 (1991);
L. J. Dixon, in *QCD & Beyond: Proceedings of TASI '95*, ed. D. E. Soper (World Scientific, 1996) [hep-ph/9601359].
- [64] K. Risager, U. Copenhagen Ph.D. thesis (2008).
- [65] W. B. Kilgore, 0711.5015 [hep-ph].
- [66] Z. Bern and G. Chalmers, Nucl. Phys. B **447**, 465 (1995) [hep-ph/9503236].
- [67] Z. Bern, L. J. Dixon and D. A. Kosower, Phys. Rev. Lett. **70**, 2677 (1993) [hep-ph/9302280].
- [68] R. Kleiss, W. J. Stirling and S. D. Ellis, Comput. Phys. Commun. **40**, 359 (1986).
- [69] S. D. Badger, E. W. N. Glover, V. V. Khoze and P. Svrček, JHEP **0507**, 025 (2005) [hep-th/0504159];
K. J. Ozeren and W. J. Stirling, Eur. Phys. J. C **48**, 159 (2006) [hep-ph/0603071];
C. Schwinn and S. Weinzierl, JHEP **0704**, 072 (2007) [hep-ph/0703021];
A. Hall, Phys. Rev. D **77**, 025011 (2008) [0710.1300 [hep-ph]].