

1 **An experimental evaluation of the effects of geolocator design and attachment**  
2 **method on between-year survival on Whinchats *Saxicola rubetra***

3

4 Emma Blackburn<sup>1,2</sup>, Malcolm Burgess<sup>3</sup>, Benedictus Freeman<sup>2,6</sup>, Alice Risely<sup>4</sup>, Arin Izang<sup>2</sup>, Sam  
5 Ivande<sup>1,2</sup>, Chris Hewson<sup>5</sup> & Will Cresswell<sup>1,2</sup>

6

7 <sup>1</sup>Centre for Biological Diversity, University of St Andrews, Harold Mitchell Building, St Andrews, Fife  
8 KY16 9TH, UK

9 <sup>2</sup>AP Leventis Ornithological Research Institute, Jos, Nigeria

10 <sup>3</sup>RSPB Centre for Conservation Science, The Lodge, Sandy, Beds SG19 2DL, UK

11 <sup>4</sup>Centre for Integrative Ecology, Deakin University, Geelong, VIC 3216, Australia

12 <sup>5</sup>British Trust for Ornithology, The Nunnery, Thetford, IP24 2PU UK

13 <sup>6</sup>Fauna & Flora International (FFI), 2 Harmon's Compound, Oldest Congo Town, Monrovia, Liberia

14 \*Correspondence author: [wrlc@st-and.ac.uk](mailto:wrlc@st-and.ac.uk)

15

16

17 Keywords: Palearctic migrant, migration, tag effect, Rappole harness

18

19 Running head: Tag effects

20

21 Tweetable abstract: Migrant birds are declining; location tags can tell us why but have survival costs;  
22 we show how they can be used safely

23

24 Data from location logging tags have revolutionised our understanding of migration ecology, but  
25 methods of tagging that do not compromise survival need to be identified. We compared resighting  
26 rates for 156 geolocator-tagged and 316 colour ringed-only Whinchats on their African wintering  
27 grounds after migration to and from Eastern Europe in two separate years. We experimentally varied  
28 both light stalk length (0, 5 and 10 mm) and harness material (elastic or non-elastic nylon braid tied  
29 on, leg-loop 'Rappole' harnesses) in the second year using a reasonably balanced design (all tags in  
30 the first year used an elastic harness and 10 mm light stalk). Tags weighed 0.63 g (0.01SE),  
31 representing 4.1 % of average body mass. There was no overall significant reduction in between-year  
32 resighting rate (our proxy for survival) comparing tagged and untagged birds in either year. When  
33 comparing within tagged birds, however, using a tied harness significantly reduced resighting rate by  
34 53 % on average compared to using an elastic harness (in all models), but stalk length effects were  
35 not statistically significant in any model considered. There was no strong evidence that the fit (relative  
36 tightness) or added tag mass affected survival, although tied tags were fitted more tightly later in the  
37 study, and birds fitted with tied tags later may have had lower survival. Overall, on a precautionary  
38 principle, deploying tags with non-elastic tied harnesses should be avoided because the necessary fit,  
39 so as not to reduce survival, is time-consuming to achieve and does not necessarily improve with  
40 experience. Geolocator tags of the recommended percentage of body mass fitted with elastic leg-loop  
41 harnesses and with short light stalks can be used without survival effects in small long-distance  
42 migrant birds.

43

44 Information from individual animals on their identity, location, survival, social interactions, condition  
45 and much more, can now be obtained by tagging, allowing large amounts of novel information to be  
46 gathered to inform physiological, behavioural, ecological and conservation studies (Burger and  
47 Shaffer 2008, Cooke et al. 2004, Ropert-Coudert and Wilson 2005, Rutz and Hays 2009). Recently,  
48 miniaturisation of geolocators (tags that record light levels across time, enabling estimates of sunrise  
49 and sunset, and hence location, to be calculated) has enabled their deployment on passerine birds  
50 (Bridge et al. 2013, Stutchbury et al. 2009). The results of these studies have been revolutionary and  
51 much valuable data has been obtained from them, which can greatly contribute to our understanding  
52 of migration ecology and the conservation of declining species (e.g. Bairlein et al. 2012, Delmore et  
53 al. 2012, Lemke et al. 2013). Although these tags may be superseded by more accurate GPS tags in  
54 due course (Tomkiewicz et al. 2010, Bouten et al. 2013) as with radio tags before them (Kenward  
55 2000), the range of options of attachment for any tag and its characteristics such as tag mass and  
56 protruding sensors or antennae remain as issues that can potentially affect the fitness of tagged  
57 animals (Pennycuick et al. 2012).

58 The attachment of a tag may affect the behaviour (Barron et al. 2010) and survival (Murray and Fuller  
59 2000) of animals by altering their condition, energetics or movement (Walker et al. 2012). These “tag  
60 effects” apply particularly for taxa where travel speed or efficiency depends on their reducing  
61 hydrodynamic (Bannasch et al. 1994) or aerodynamic effects (Scandolara et al. 2014), and when taxa  
62 are small so that the weight of the tag itself may constrain the animal (Bowlin et al. 2010, e.g. Zenzal  
63 et al. 2014). Small birds (<15 g) present the current limit for field attachment of tags because battery  
64 limitations mean that tags are relatively large and at the 3-5 % of body weight limit that is widely  
65 regarded as the threshold for significant effects (Caccamise and Hedin 1985, Cochran 1980, Kenward  
66 2000). The use of geolocators on small passerines has so far produced equivocal results with respect  
67 to whether their use impacts fitness (Fairhurst et al. 2015, Peterson et al. 2015, Bridge et al. 2013) or  
68 substantially reduces survival rate (Gomez et al. 2014, Costantini and Moller 2013), although a meta-  
69 analysis concluded that deleterious effects are widespread (Barron et al. 2010). A key issue is that the  
70 majority of geocator studies do not have a formal control group, nor do they adopt an experimental  
71 approach to measure variation in effects due to tag design.

72 Size, weight, design and method of attachment largely determine the extent of any tag-effect. Tags  
73 and harnesses may change a flying bird’s centre of gravity (Vandenabeele et al. 2014) constraining

74 flight or manoeuvrability, may become snagged on vegetation (e.g. Dougill et al. 2000), or snag limbs  
75 or bills during grooming or preening (Hill et al. 1999, Kenward 2000). Geolocator tags can vary in the  
76 presence of and length of a light stalk, which may carry the additional trade-off of less noisy light data  
77 versus a potential reduction in aerodynamic efficiency or chance of becoming snagged (Peterson et  
78 al. 2015). How tags are attached to birds can vary not only in the choice of harness design but also in  
79 the flexibility of the harness material used and the final tightness of tag on the bird (Naef-Daenzer  
80 2007).

81 Determining the impact of tags on migrant birds is particularly important given the rapidly increasing  
82 number of studies now using tracking devices to map the migration routes of small migrants  
83 (Hedenstrom and Lindstrom 2014), many of which are in decline (Vickery et al. 2014). In this study,  
84 we aimed to determine whether some elements of geolocator tags and the methods of their  
85 attachment influence annual survival for a small, long-distance migrant. We compared tag effects on  
86 156 whinchats (body mass c.15 g) with 316 colour-ringed only controls wintering in Jos, Nigeria.  
87 Whinchats were caught and tagged, or controls colour-ringed (or resighted if ringed during previous  
88 seasons) in February and March. Returning individuals were then recaptured or resighted the  
89 following wintering season (September – March) after migration to and from Eastern Europe. We  
90 experimentally varied both the light stalk length (0, 0.5 and 10 mm) and attachment method and  
91 material of attachment (pre-made elastic or adjustable but non-elastic tied nylon leg-loop harness) in  
92 the second year using a reasonably balanced design (tags in the first year were all deployed with an  
93 elastic harness and 10 mm light stalk). Total load (tag + harness) varied between 2.5 and 5.3 % of  
94 body mass. All harnesses had an acceptable fit but we also tested harness fit and order of application  
95 in case experience altered fit. Tag mass was also a potentially confounding variable in our study but  
96 this was mostly determined by whether the tags had light stalks. Nevertheless, lighter tags and larger  
97 birds would likely lead to lower tag effects so we considered added wing loading (tag and harness  
98 mass/wing length, see Norberg and Rayner 1987, Rayner 1990), the extra percentage that any tag  
99 and harness added in all analyses. We also considered the confounding effects of body mass and  
100 time of year because these may also influence resighting and survival rates. We therefore tested:

101 1. How tags affected between-year return rates of tagged versus control birds by comparing  
102 probability of return.

103 2. How tag and harness characteristics affected between-year return rates of tagged birds by  
104 comparing probability of return dependent on harness material and light stalk length.

105 3. If any effects of tag design depended on harness material, order of attachment, or the fit of the tag.

106 4. Whether condition and body mass varied between returning tagged birds and newly caught  
107 controls.

## 108 **Methods**

109 The study took place between February 2013 and November 2013 (Year 1) and February 2014 until  
110 April 2015 (Year 2) during the dry season (early September to late April) on the Jos Plateau in the  
111 guinea savannah zone of central Nigeria, West Africa (N09°53', E08°59', approximately 1250 m  
112 altitude). Note that each Year encompassed two wintering periods. Some control colour-ringed only  
113 Whinchats were captured outside of these months (i.e. earlier in the wintering period or were colour-  
114 ringed birds that had returned from previous winters); but see below for which birds were included in  
115 the control cohort. Whinchats were captured within an area of approximately 5 x 8 km; full site details  
116 are described in Blackburn and Cresswell (2015c). Capture areas were principally open scrubland  
117 with varying degrees of habitat degradation from human habitation, arable farming and livestock  
118 grazing, the latter increasing in intensity over the dry season (see Hulme and Cresswell 2012,  
119 Blackburn and Cresswell 2015a). The study area represents typical wintering habitat for this species  
120 in the area (open savannah) and had high densities of Whinchats.

### 121 *Harness manufacture and fitting*

122 In Year 1 we deployed 49 geolocator tags of model MK6740, developed by the British Antarctic  
123 Survey (BAS) with a 10 mm light-stalk positioned at a fixed angle of 45°, with the tube for harness  
124 attachment placed on the back instead of the end of the tag (Figure 1). In Winter 1, average  
125 geolocator mass (without harness) was 0.69, 0.02 SE g. In Year 2 we deployed 94 geolocators of  
126 model ML6740 of the same design but in light grey instead of black to reduce heat absorption (Figure  
127 1): 47 had long light-stalks of 10 mm (0.64, 0.02 SE g) and 47 had short light-stalks of 5 mm (0.57  
128 0.01 SE g). We also fitted 36 black tags ML6540 with no light-stalks (0.42, 0.01 SE g). The average  
129 mass of the elastic loop harness was 0.05, 0.01 SE g and for the tied harness this was 0.03, 0.01 SE

130 g (measured from harnesses removed from birds on recovery of the tag); sample size details are  
131 given in Table 1.

132 We used leg-loop harnesses, also known as 'backpack' or 'Rappole-Tipton' harnesses. We used two  
133 harness materials: an elastic leg-loop design (Rappole and Tipton 1991) which was not adjustable  
134 during fitting, and the same design but using a tied harness made from braided nylon thread which  
135 allowed the fit to be adjusted on the bird. We fitted 74 elastic harnesses (30 on long light-stalks, 30 on  
136 short light-stalks, and 14 on no light-stalk tags), and 56 tied harnesses (17 on long light-stalks, 16 on  
137 short light-stalks, and 23 on no light-stalk tags). In Year 1 only elastic harnesses were used (49  
138 tagged birds overall) whereas in Year 2 we fitted an even spread of either elastic or tied non-elastic  
139 harnesses to the 18<sup>th</sup> to 106<sup>th</sup> bird tagged (of 130 birds tagged overall).

140 All harnesses were constructed and attached to the geolocator prior to fieldwork (see Figure 1 and  
141 Supplementary Material: Harness Construction). The relationship between final fitted span in mm and  
142 wing length was:  $\text{span} = ((0.16, 0.06 \text{ SE}) \times (\text{maximum wing chord length in mm})) + (22.8, 4.3 \text{ SE})$ :  
143  $F_{1,92} = 8.3$ ,  $P = 0.0048$ , adjusted  $R^2 = 0.07$ . The relationship between final fitted span in mm and body  
144 mass was:  $\text{span} = ((0.48, 0.10 \text{ SE}) \times (\text{body mass in g})) + (27.8, 1.6 \text{ SE})$ :  $F_{1,93} = 21.6$ ,  $P < 0.0001$ ,  $R^2 =$   
145  $0.18$ . Including wing length in the model with body mass only contributed a further 1.3 % of overall  
146 variance.

#### 147 *Captures and harness fitting*

148 Captures, harness fitting and assessment of fit are fully detailed in Supplementary Materials:  
149 Captures and harness fitting. In brief, whinchats were caught by spring traps and mist nets, aged and  
150 sexed, ringed with individual combinations of colour-rings and fitted with a geolocator. Elastic  
151 harnesses took approximately 1 minute to fit and all were fitted by EB. Tie harnesses took  
152 approximately 7 minutes to fit and all were fitted by both EB and MB working together. Two observers  
153 (EB Year 1 or both EB and MB Year 2) assessed all geolocator/harness fits before release. Fit  
154 assessment was independent of harness material. Harness fit was scored on a scale of increasing  
155 tightness from 1-3: a score of 1 indicated a looser fit with clear movement from side to side and up  
156 and down of more than 3 mm and movement of the tag without influencing the bird's position; 2  
157 indicated a fit with displacement of 1-3 mm up or down or side to side with little resistance; 3 indicated  
158 a tighter fit with only slight movement of the tag and some resistance when attempting to move the

159 tag away from the bird's back and moving the tag also caused the bird's body to move. Birds were  
160 released immediately after harness fit was assessed at their capture location.

161 *Control birds, resighting and recapturing birds*

162 Control birds were captured, handled and colour-ringed as per tagged birds, except that no tag was  
163 fitted. Control birds were mainly ringed as part of a larger study into Whinchat wintering ecology from  
164 January 2012 until March 2014 (see Blackburn and Cresswell 2015c, Blackburn and Cresswell  
165 2015a). We resighted both tagged and control Whinchats to establish a) the degree of residency in  
166 their winter of capture, and b) whether a bird had returned the following winter. Some Whinchats in  
167 the study area had relatively short residency periods, with evidence of an increase in transient or  
168 passage individuals towards the end of the wintering period (Blackburn and Cresswell 2015c) so that  
169 a colour-ringed Whinchat might be present for one half of the wintering period. For whinchats ringed  
170 in Year 1, resighting for birds returning in the following winter was carried out systematically from  
171 October to January. Therefore in the first year, we considered only tagged and control birds that we  
172 were reasonably confident were resident on the site in their winter of capture: only control birds that  
173 were resighted, or tagged birds that were resighted after capture, during the period of fitting tags were  
174 considered. For Whinchats ringed in Year 2, resighting effort for return in the following winter  
175 increased and was carried out from September 2014 to April 2015 inclusive, several times a week so  
176 that even very short term residents or transients moving through the study area could have been  
177 resighted. This allowed us to greatly increase the sample size of control and tagged birds we could  
178 consider to analyse return rates. In Year 2, we therefore considered any colour-ringed bird resighted  
179 during the winter of 2013-14 to be a control bird for the following winter and every tagged bird caught  
180 in February-March 2014 as an experimental bird.

181 A Whinchat was considered to have been resighted if its colour-rings were visually recorded by a  
182 good sighting through a telescope (Zeiss Diascope 65 mm with 25x eyepiece). Whinchats perch  
183 conspicuously, allow approach to within 50 m and can be immobile for long periods allowing their  
184 rings to be easily read, particularly in the bright conditions present in the winter in Africa. Whinchats  
185 resighted in Year 2 (September-April 2014-15) were sighted on average 3.7 (0.3 SE) times. When a  
186 tagged bird was resighted attempts were made to recatch the bird to recover its geolocator as part of

187 a wider study. Upon recapture, geolocators were removed by cutting the harness, and any negative  
188 effects such as chaffing or feather damage from the harness were noted.

### 189 *Analyses*

190 Overall sample size was 460 birds, but a small number of birds acted as controls in both years and  
191 one control bird in Year 1 was tagged in Year 2 resulting in a sample size of 472 including 156 tagged  
192 birds and 316 control birds (overall sample size details are in Table 1 and detailed sample sizes in  
193 Table S1). Some analyses had smaller sample sizes because of missing biometric and fit data not  
194 collected in the field. Two recaptured tagged birds (6 %, out of 16 recaptured from Year 1 and 21  
195 recaptured from Year 2) were missing their tags – both with elastic harnesses – but are included  
196 because we are interested in the effects on overall survival of the tagging process not the efficiency of  
197 the technique. Analyses were nonetheless repeated throughout without these birds to determine the  
198 effect of this inclusion on the results. In Year 2, 18/39 resighted Whinchats with tags were not  
199 recaptured because many had become extremely wary of spring-traps and mist-nets: 12/18 of these  
200 birds were visually seen to be carrying tags during lengthy attempts at recapture; the remaining 6  
201 were carrying tags without light stalks that cannot be readily observed even when a bird is in the  
202 hand.

203 The mean body mass of Whinchats in the study was 15.2 g (0.05 SE; N = 471); the mean body mass  
204 of birds selected for tagging was 15.3 (0.08 SE; N = 156). The mean mass of tag and harness was  
205 0.63 g (0.01 SE, N = 156), representing an average percentage of body mass for tagged birds of 4.13  
206 % (0.05 SE) calculated as the average mass of tag and harness mass added/mass at capture. The  
207 percentage body mass that the tags represented varied from a minimum of 2.5 % to a maximum of  
208 5.3 % dependent on the tag design and harness method and the body mass of the bird (range 13.2 –  
209 19.0 g). In both years, the mass of birds selected for tagging was slightly, but significantly higher than  
210 control birds (tagged birds weighed 0.25, 0.10 SE g more than control birds,  $t_{1,468} = 2.4$ ,  $P = 0.015$ ;  
211 year  $t_{1,468} = 0.7$ ,  $P = 0.47$ ; year\*tag presence added to the model,  $t_{1,467} = -0.9$ ,  $P = 0.33$ ). In the first  
212 year only, wing length of tagged birds was slightly, but significantly higher than control birds (wing  
213 length, first year, control 77.1, 0.3 SE mm versus tag presence 78.3, 0.5 SE mm,  $t_{1,60} = 2.6$ ,  $P =$   
214 0.012; wing length second year, control 78.2, 0.1 SE mm versus tag presence 78.0, 0.2 SE mm,  $t_{1,404}$   
215 = -1.1,  $P = 0.24$ ; year\*tag presence interaction in overall model,  $t_{3,464} = -2.6$ ,  $P = 0.009$ ). We therefore



216 consider the potential confounding effects of biases in body size in detail in the following analyses and  
217 also repeat all analyses using only control birds with wing lengths of  $\geq 77$  mm and without very low  
218 muscle scores to remove the bias that we introduced by only tagging larger birds (see Supplementary  
219 Material: Supporting results examining the effects of missing values and Table S1 detailing the  
220 sample sizes in these analyses).

221 In general, we tested how between year resighting rate, as a proxy for true survival, after a complete  
222 migration cycle varied with respect to tag presence and characteristics controlling for a number of  
223 confounding variables. The probability of resighting was a binomial (1 = resighted the following winter,  
224 0 = not), and was our dependent variable in most cases. Predictors of interest were: harness material  
225 (factor, elastic or tied), and light stalk length (continuous scale, 0, 5 or 10 mm length). Confounding  
226 variables considered were the harness fit (on a continuous scale, loose to tight, looser=0, neither  
227 loose nor tight=1, tighter=2) because although we attempted to fit all tags as optimally as possible  
228 there was some slight variation in fit; the order of attachment (where 1 was the first tag fitted and 20  
229 the 20<sup>th</sup> etc., with separate counts for each harness material) because increased experience of the  
230 fitters for a harness material might be expected to reduce tag effects associated with fitting and  
231 handling; Julian date (where 1 = 1<sup>st</sup> Feb) because the first 16 and last 25 birds in Year 2 were fitted  
232 solely with elastic harnesses; year because annual survival rates were expected to vary regardless of  
233 tagging; tagged bird mass because condition may affect survival rates; and the added wing loading  
234 imposed by a tag if present (mean mass of the tag and harness/wing length of the individual, with  
235 values of 0 % for control birds) because relative tag mass may also influence survival. We also  
236 examined whether the tag effects of interest (harness material, stalk length) might have an interactive  
237 effect on survival and whether they were dependent on the fit. We do not consider sex and age in any  
238 models because previous analysis has shown that neither affects survival in untagged birds in this  
239 population (Blackburn and Cresswell 2015b) and to avoid over parameterising models. Full details of  
240 the models tested are given in the Supplementary Material: Model structures.

241 All analyses were carried out using R version 3.1.1 (R Development Core Team 2014). Because we  
242 were likely to have overparameterised starting models we used model reduction on the basis of AIC  
243 (Burnham and Anderson 2002). To avoid subjectivity in model selection we considered all possible  
244 models using the Dredge function in the MuMIn library (Bartoń 2012) to identify and rank the most  
245 important variables in terms of the proportion of predictive models that they occurred in. When

246 presenting top models from Dredge analyses, we included models within 2  $\Delta$ AICc of the top model to  
247 give a representative range of models to illustrate that there was no clear “top” model. Cases with  
248 missing values were removed from the dataset as required for Dredge analyses (i.e. any birds with a  
249 missing value for any of the variables in the full model were removed from all possible models). Model  
250 fits were evaluated from diagnostic model plots and models were presented if assumptions were  
251 reasonably met (Crawley 2007). Collinearity among variables in models was examined using the  
252 Variance Inflation Factor command VIF in the R library Car: no variables exceeded thresholds of  
253 acceptability. Mean values are presented as means followed by one standard error (SE) in all cases.

254

## 255 **Results**

### 256 *1. No tag effect when comparing controls and tagged birds*

257 Simple frequency analyses of resighting rates showed no obvious tag effect (Year 1: 16/37 = 43.2 %  
258 control vs 10/26 = 38.4 % tagged; Year 2: 74/279 = 26.5 % control vs 39/130 = 30.0 % tagged) and  
259 the proportion of control birds resighted compared to the proportion of tagged birds resighted was not  
260 significantly different in each year (2013:  $\chi^2_1 = 0.01$ ,  $P = 0.99$ ; 2014:  $\chi^2_1 = 0.2$ ,  $P = 0.66$ ). The ratio of  
261 resighting rates for control compared to tagged birds was not significantly different between years ( $\chi^2_1$   
262 = 0.1,  $P = 0.70$ ). The proportion of control birds compared to tagged birds resighted was not  
263 significantly different when years were pooled ( $\chi^2_1 = 0.1$ ,  $P = 0.70$ ).

264 The probability of resighting a bird the following winter was independent of almost all variables,  
265 combinations of variables and interactions considered (Table 2). Resighting rate was lower overall in  
266 the second year of the study and there was a slight trend for heavier birds to have a higher likelihood  
267 of resighting (top model, Table 2). The null model was only 0.6  $\Delta$ AICc points below the highest  
268 ranking model that included tag presence.

### 269 *2. Harness material but not light stalk length reduced between-year resighting rate of tagged birds*

270 The probability of resighting a tagged bird was dependent on whether it had an elastic or tied harness,  
271 with a lower probability of resighting if the tag was tied on (Figure 2): attachment method was present  
272 in all models with a significant effect in the full and all top models (Table 3). Stalk length was present

273 in 47 % of 15 top models with a decrease in resighting rate with increasing stalk length (Figure 3) but  
274 this was not statistically significant in any model. There was only very weak evidence for effects of  
275 body mass, added wing loading, harness fit, and order of attachment affecting resighting rate and  
276 there were no confounding effects of year; however, birds that were tagged later (i.e. in March rather  
277 than February) were more likely to be resighted (Table 3). In terms of biological effects, the top model  
278 (Table 3) predicted a resighting rate of 0.48 for an elastic harness, no light stalk, median date of  
279 tagging compared to 0.23 for the same bird with a tied harness (a decrease in resighting rate of 53  
280 %), compared to 0.40 and 0.31 for the same bird with a 5 mm and a 10 mm light stalk respectively.

281 When analysis was restricted to birds fitted only with elastic harnesses and 10 mm light stalk tags, to  
282 look at any effect of relative tag mass, added wing loading was not a significant predictor of resighting  
283 probability (-298.3, 166 SE,  $z = -0.2$ ,  $P = 0.86$ ), controlling for body mass, year, order and fit;  
284 interactions with year substantially worsened the model in terms of much higher AIC values.

### 285 *3. The effects of harness material may have been dependent on harness fit*

286 The only potential interaction identified was an effect of harness material depending on order of  
287 attachment, with tied tags possibly reducing resighting rates if they were fitted later (Table S2  
288 Supplementary Material, Figure 3A). The interaction of harness material with order was retained in 42  
289 % of top models and was marginally significant, both as a model averaged parameter estimate and in  
290 the top model (Table S2 Supplementary Material). We found that harness fit changed with order of  
291 attachment dependent on harness material, becoming marginally significantly looser for elastic  
292 harnesses and significantly tighter for tied harnesses for tags fitted later in the study (Table S2  
293 Supplementary Material, Figure 3B).

### 294 *4. No apparent effects of tags on condition or body mass*

295 Apart from a small bald patch of featherless, calloused skin around 4 mm in diameter directly  
296 underneath the tag and some dry skin where the harness material contacted the thigh, all recaptured  
297 tagged birds were indistinguishable on visual inspection from untagged birds that were inadvertently  
298 caught during the recapture mist-netting. Seventeen tagged birds recaptured in Year 2 were matched  
299 with new birds captured within 15 minutes at the same location: there was no significant difference in  
300 body mass (matched pairs t test,  $t_{16} = -0.7$ ,  $P = 0.48$ , tagged birds 15.0, 0.2 SE g versus untagged  
301 birds 15.2 +/- 0.2 g).

302 **Discussion**

303 In our study, tagging a bird with a geolocator over a full migratory cycle had no influence on between-  
304 year resighting rate, provided that geolocators were fitted with elastic harnesses. Our results therefore  
305 show that with careful choice of study birds, tag weight, harness material and possibly light stalk  
306 length it is possible to achieve apparent survival rates that do not differ from the population average.  
307 Geolocator tags may, however, have negative effects when they are attached using a non-elastic  
308 harness material and tie attachment method, for which the fit appears to be much more important. In  
309 contrast, the fit of elastic harnesses appears to be less important. Light stalk length does not seem to  
310 have any significant effect on survival, although longer stalks may tend to lower survival. There was  
311 weak statistical evidence to suggest that, if light stalks had any effect, stalks of 5 mm or less had little  
312 biological effect compared to 10 mm length stalks. Consequently, geolocator tags on Whinchats  
313 should be attached with flexible elastic leg-loop harnesses and on the basis of a precautionary  
314 principle, should be fitted with short (c. 5 mm or less) light stalks. Tags should, of course, minimise  
315 weight: our study shows that tags that varied between 2.5 and 5.3 % of body mass can have no effect  
316 on apparent survival.

317 The mechanism for the reduction in survival caused by attaching tags with tied, non-elastic harnesses  
318 is likely due to the lack of stretch and flexibility in the material, making it more important to achieve the  
319 correct fit when attaching the geolocator. Whinchats are typical passerine migrants and may increase  
320 their body mass by over 50 % during pre-migratory fattening (Risely et al. 2015), and so non-elastic  
321 harnesses may become tighter and potentially prohibitively constricting as birds increase in size. Fat  
322 stores are deposited in areas that would cause harness fit to become tighter, especially when large  
323 amounts of fat are deposited such as during pre-migratory fattening (e.g. see Fig. 1 5-8 in Kaiser  
324 1993, Dunn 2003). Flight muscle mass often increases also during pre-migratory fattening (Piersma  
325 1990, Lindstrom and Piersma 1993), which could also cause harnesses to become tighter. The  
326 flexible characteristic of elastic harnesses may reduce the consequences of these effects. Relevant to  
327 this was the better relationship we found between the span of the elastic harness that was fitted and  
328 the size of the bird when this was measured by body mass rather than wing length. This suggests that  
329 variation in body mass rather than skeletal size of the bird determines the harness fit and so body  
330 mass gains post fitting may be an important consideration when using non-elastic harnesses.  
331 Alternatively, differences in attachment time and procedure may have caused the tag effect.

332 Attachment of geolocators using tied harness took at least four times as long, involved two people  
333 handling the bird and glue in very close proximity to the bird, and increased handling time has been  
334 shown to reduce survival in tagging studies (Ponjoan et al. 2008, Sharpe et al. 2009). Whether our  
335 handling times when fitting tied harnesses exceeded any threshold for harm is unknown. There was,  
336 however, probably no effect of harness material on the probability of resighting a tagged bird during  
337 the marking period, i.e. an immediate effect of tagging of any type (the null model was the top model  
338 with a weight of 0.30 and harness material appeared in none of the six top models with the same  
339 starting structure as in Table 3 except predicting probability of resighting at least once after capture  
340 during the tagging period, and considering only Year 2 data). We did not, however, systematically  
341 record handling time, nor did we systematically attempt to resight all birds with equal effort making  
342 this analysis only suggestive. Furthermore, in Year 2, 41 of the tagged birds and 34 control birds were  
343 resighted systematically until their departure: no obvious effects were seen on any birds and  
344 departure date was not significantly different for tagged and untagged birds (Risely et al. 2015).

345 It is important to note that our study only considers part of the annual cycle for Whinchats;  
346 nevertheless we consider both migration periods, which represent the most likely times that tags  
347 would exert a detrimental effect on survival. It is also important to consider that we selected larger  
348 birds for tagging in both years, and heavier birds in the first. However, analyses comparing tagged  
349 birds to equivalently large control birds gave essentially identical results. Our wider study of  
350 Whinchats shows no effects of body size (wing length and body mass at capture), and age or sex, on  
351 apparent annual survival rates (Blackburn & Cresswell unpublished).

352 Other results have some bearing on the hypothesis that differences in survival due to harness method  
353 may be due to the difference in fits, although these results are contradictory. We established  
354 reasonable evidence for a change in fit with handler experience (Fig. 3B) and suggestive evidence for  
355 a change in between-year resighting probability with handler experience (Fig. 3B), both that were  
356 dependent on attachment method. However, fit never appeared in any top models and did not ever  
357 significantly predict resighting rate. The logical interpretation for the first set of results is that later tied  
358 fits were tighter, leading to a decrease in survival for birds tagged later, but then the interpretation  
359 arising from the second result is that resighting effects as a consequence of order must be  
360 independent of fit. One possible reason for the contradiction is that the majority of fits for both harness  
361 materials was 'good', so that fit would have correspondingly much lower leverage in any model than

362 order of attachment. Tags were also all fitted before the period of pre-migratory fattening for whichat  
363 with most birds being close to their lean mid-winter body mass (Risely et al. 2015). Despite the  
364 contradiction we can still draw some reasonably supported conclusions. Elastic harnesses can likely  
365 compensate where a tighter harness may negatively impact the bird, and certainly grant more  
366 flexibility in the event of large body mass gains. With no effect of fitting experience, it also seems  
367 more likely that both naive and experienced single researchers can more quickly and safely use the  
368 technique.

369 The mechanism for reduction in survival caused by light stalks, if this occurs – and it should be  
370 stressed at this point that there is only very limited statistical evidence for an effect – is likely to be  
371 aerodynamic. Longer, light stalks that protrude above the feathers will increase drag and the energy  
372 needed to fly and migrate (Bowlin et al. 2010). There was no indication of an interaction between  
373 attachment method and stalk length that might indicate that snagging in vegetation was a problem.  
374 There is, of course, a trade-off between the utility of a geolocator without a light stalk because light  
375 records are less accurate when the light sensor (located at the end of a light stalk for stalked  
376 geolocators) is covered with feathers, and so fewer reliable positions may be obtained (but see  
377 Peterson et al. 2015 where the presence of stalks made no difference to data quality).

378 Overall the of use of geolocators and of elastic leg-loop harnesses for their attachment, in instances  
379 where the durability of inflexible nylon harnesses is not required, seems compelling: geolocators can  
380 have no or limited impacts on survival, and elastic harnesses are quicker and easier to fit and also  
381 probably do not reduce survival (see also Streby et al. 2015). It should be noted, however, that  
382 inflexible nylon harnesses have been applied successfully in other studies, including some with  
383 ringed-only control cohorts where no effect on return rate was noted (C Hewson, unpublished data).  
384 Our results may suggest that non-elastic harnesses could be used if fitted looser than elastic  
385 harnesses. We recommend using elastic leg-loop harnesses and minimising light stalk length. Our  
386 results suggest that for a fairly typical, small, long-distance migrant passerine, fitting geolocators or  
387 similar tags need not have any detrimental effect on survival – it is possible, however, that our results  
388 could have been different in another year, with more severe environmental conditions. A key point is  
389 that only through experiment can we determine our effects and ultimately minimise them, and so  
390 answer the vital population dynamic questions that can only be addressed through marking and  
391 tagging animals. Future geolocator studies should, at the very least, have a control cohort and report

392 tag effects properly, and carefully measure any variation in tag and harness parameters to explore the  
393 reason for any emergent tag effects.

#### 394 **Acknowledgements**

395 The study was carried out in Nigeria where no licences are required for the procedures used.  
396 Nevertheless this study was carried out under the ethical guidelines of the AP Leventis Ornithological  
397 Research Institute Scientific Committee (APLORI is the only ornithological research institute in  
398 Nigeria) based on the Association for the Study of Animal Behaviour guidelines and those of the  
399 British Trust for Ornithology's ringing scheme. All personnel involved in fieldwork – either catching,  
400 colour-ringing or tagging birds had BTO ringing licences. MB and CH had been previously licensed to  
401 fit geolocators in the UK. This work was supported by the Chris Goodwin, A.P. Leventis Conservation  
402 Foundation, AP Leventis Ornithological Research Institute, the British Ornithologists' Union and the  
403 Linnean Society. This is paper number 105 from the AP Leventis Ornithological Research Institute.

404

405 **References**

- 406 ARLT, D., LOW, M. and PART, T. 2013. Effect of Geolocators on Migration and Subsequent Breeding  
407 Performance of a Long-Distance Passerine Migrant. -*Plos One*, **8**.
- 408 BÄCHLER, E., HAHN, S., SCHAUB, M., ARLETTAZ, R., JENNI, L., FOX, J. W., AFANASYEV, V. and  
409 LIECHTI, F. 2010. Year-Round Tracking of Small Trans-Saharan Migrants Using Light-Level  
410 Geolocators. -*PLoS ONE*, DOI: **10.1371/journal.pone.0009566**: e9566.
- 411 BAIRLEIN, F., NORRIS, D. R., NAGEL, R., BULTE, M., VOIGT, C. C., FOX, J. W., HUSSELL, D. J. T.  
412 and SCHMALJOHANN, H. 2012. Cross-hemisphere migration of a 25 g songbird. -*Biology*  
413 *Letters*, **8**: 505-507.
- 414 BANNASCH, R., WILSON, R. P. and CULIK, B. 1994. Hydrodynamic aspects of design and  
415 attachment of a back-mounted device in penguins. -*Journal of Experimental Biology*, **194**: 83-  
416 96.
- 417 BARRON, D. G., BRAUN, J. D. and WEATHERHEAD, P. J. 2010. Meta-analysis of transmitter  
418 effects on avian behaviour and ecology. -*Methods in Ecology and Evolution*, **1**: 180-187.
- 419 BARTOŃ, K. 2012. MuMIn: multi-model inference. -*R package version. 1*.
- 420 BASTIAN, H. V. and FEULNER, J. 2015. Living on the Edge of Extinction in Europe. In: BASTIAN, H.  
421 V. and FEULNER, J. (eds.) *Proceedings of the 1st European Whinchat Symposium*.  
422 Landesbund für Vogelschutz, Kreisgruppe Hof, Helmbrechts.
- 423 BLACKBURN, E. and CRESSWELL, W. 2015a. Fine-scale habitat use during the non-breeding  
424 season suggests that winter habitat does not limit breeding populations of a declining long-  
425 distance Palearctic migrant. -*Journal of Avian Biology*, **On line early**: 10.1111/jav.00738.
- 426 BLACKBURN, E. and CRESSWELL, W. 2015b. High overwinter and annual survival for a declining  
427 Palearctic migrant: evidence that wintering conditions may not limit migrant populations -*Ibis*,  
428 **In Press**.



- 429 BLACKBURN, E. and CRESSWELL, W. 2015c. High winter site fidelity in a long-distance migrant:  
430 implications for wintering ecology and survival estimates. -*Journal of Ornithology*, **On line**  
431 **early**: doi:10.1007/s10336-015-1252-z.
- 432 BOUTEN, W., BAAIJ, E. W., SHAMOUN-BARANES, J. and CAMPHUYSEN, K. C. J. 2013. A flexible  
433 GPS tracking system for studying bird behaviour at multiple scales. -*Journal of Ornithology*,  
434 **154**: 571-580.
- 435 BOWLIN, M. S., HENNINGSSON, P., MUIJRES, F. T., VLEUGELS, R. H. E., LIECHTI, F. and  
436 HEDENSTROM, A. 2010. The effects of geolocator drag and weight on the flight ranges of  
437 small migrants. -*Methods in Ecology and Evolution*, **1**: 398-402.
- 438 BRIDGE, E. S., KELLY, J. F., CONTINA, A., GABRIELSON, R. M., MACCURDY, R. B. and  
439 WINKLER, D. W. 2013. Advances in tracking small migratory birds: a technical review of light-  
440 level geolocation. -*Journal of Field Ornithology*, **84**: 121-137.
- 441 BURGER, A. E. and SHAFFER, S. A. 2008. Application of tracking and data-logging technology in  
442 research and conservation of seabirds. -*Auk*, **125**: 253-264.
- 443 CACCAMISE, D. F. and HEDIN, R. S. 1985. An aerodynamic basis for selecting transmitter loads in  
444 birds. -*Wilson Bulletin*, **97**: 306-318.
- 445 CASPER, R. M. 2009. Guidelines for the instrumentation of wild birds and mammals. -*Animal*  
446 *Behaviour*, **78**: 1477-1483.
- 447 COCHRAN, W. W. 1980. Wildlife telemetry. In: SCHMENITZ, S. D. (ed.) *Wildlife management*  
448 *techniques manual* The Wildlife Society, Washington, D.C.
- 449 COOKE, S. J., HINCH, S. G., WIKELSKI, M., ANDREWS, R. D., KUCHEL, L. J., WOLCOTT, T. G.  
450 and BUTLER, P. J. 2004. Biotelemetry: a mechanistic approach to ecology. -*Trends in*  
451 *Ecology & Evolution*, **19**: 334-343.
- 452 COSTANTINI, D. and MOLLER, A. P. 2013. A meta-analysis of the effects of geolocator application  
453 on birds. -*Current Zoology*, **59**: 697-706.

- 454 CRAWLEY, M. J. 2007. *The R Book*, Chichester, John Wiley & Sons Ltd.
- 455 CRESSWELL, W. 2015. How the importance of survival estimates in estimating Whinchat population  
456 dynamics depends on the scale of migratory connectivity and site fidelity. In: BASTIAN, H.-V.  
457 and FEULNER, J. (eds.) *Proceedings of the 1st European Whinchat Symposium*.  
458 Landesbund für Vogelschutz, Kreisgruppe Hof, Helmbrechts, pp. 145-158.
- 459 DELMORE, K. E., FOX, J. W. and IRWIN, D. E. 2012. Dramatic intraspecific differences in migratory  
460 routes, stopover sites and wintering areas, revealed using light-level geolocators. -  
461 *Proceedings of the Royal Society B-Biological Sciences*, **279**: 4582-4589.
- 462 DOUGILL, S. J., JOHNSON, L., BANKO, P. C., GOLTZ, D. M., WILEY, M. R. and SEMONES, J. D.  
463 2000. Consequences of antenna design in telemetry studies of small passerines. -*Journal of*  
464 *Field Ornithology*, **71**: 385-388.
- 465 DUNN, E. H. 2003. Recommendations for fat scoring. -*North American Bird Bander*, **28**: 57-63.
- 466 FAIRHURST, G. D., BERZINS, L. L., BRADLEY, D. W., LAUGHLIN, A. J., ROMANO, A., ROMANO,  
467 M., SCANDOLARA, C., AMBROSINI, R., DAWSON, R. D., DUNN, P. O., HOBSON, K. A.,  
468 LIECHTI, F., MARCHANT, T. A., NORRIS, D. R., RUBOLINI, D., SAINO, N., TAYLOR, C. M.,  
469 WHITTINGHAM, L. A. and CLARK, R. G. 2015. Assessing costs of carrying geolocators using  
470 feather corticosterone in two species of aerial insectivore. -*Royal Society open science*, **2**:  
471 150004-150004.
- 472 GODFREY, J. D. and BRYANT, D. M. 2003. Effects of radio transmitters: review of recent radio  
473 tracking studies. -*Science for Conservation (Wellington)*, **214**: 83-95.
- 474 GOMEZ, J., MICHELSON, C. I., BRADLEY, D. W., NORRIS, D. R., BERZINS, L. L., DAWSON, R. D.  
475 and CLARK, R. G. 2014. Effects of geolocators on reproductive performance and annual  
476 return rates of a migratory songbird. -*Journal of Ornithology*, **155**: 37-44.
- 477 HEDENSTROM, A. and LINDSTROM, A. 2014. *Migration and flight strategies in animals: new*  
478 *insights from tracking migratory journeys*.

479 HILL, I. F., CRESSWELL, B. H. and KENWARD, R. E. 1999. Field-testing the suitability of a new  
480 back-pack harness for radio- tagging passerines. -*Journal of Avian Biology*, **30**: 135-142.

481 HULME, M. F. and CRESSWELL, W. 2012. Density and behaviour of Whinchats *Saxicola rubetra* on  
482 African farmland suggest that winter habitat conditions do not limit European breeding  
483 populations. -*Ibis*, **154**: 680-692.

484 JENNI, L. and WINKLER, R. 1994. *Moult and ageing of European Passerines*, London, Academic  
485 Press.

486 KAISER, A. 1993. A new multi-category classification of subcutaneous fat deposits of songbirds. -  
487 *Journal of Field Ornithology*, **64**: 246-255.

488 KENWARD, R. E. 2000. *A manual for wildlife radio tagging*, London, Academic Press.

489 LEMKE, H. W., TARKA, M., KLAASSEN, R. H. G., AKESSON, M., BENSCH, S., HASSELQUIST, D.  
490 and HANSSON, B. 2013. Annual Cycle and Migration Strategies of a Trans-Saharan  
491 Migratory Songbird: A Geolocator Study in the Great Reed Warbler. -*Plos One*, **8**.

492 LINDSTROM, A. and PIERSMA, T. 1993. Mass changes in migrating birds - the evidence for fat and  
493 protein storage reexamined. -*Ibis*, **135**: 70-78.

494 MURRAY, D. L. and FULLER, M. R. 2000. A critical review of the effects of marking on the biology of  
495 vertebrates. -*Research Techniques in Animal Ecology*: 15-64.

496 NAEF-DAENZER, B. 2007. An allometric function to fit leg-loop harnesses to terrestrial birds. -*Journal*  
497 *of Avian Biology*, **38**: 404-407.

498 NORBERG, U. M. and RAYNER, J. M. V. 1987. Ecological morphology and flight in bats (Mammalia,  
499 Chiroptera) - wing adaptations, flight performance, foraging strategy and echolocation. -  
500 *Philosophical Transactions of the Royal Society of London Series B-Biological Sciences*, **316**:  
501 337-419.

502 OUWEHAND, J., AHOLA, M. P., AUSEMS, A. N. M. A., BRIDGE, E. S., BURGESS, M., HAHN, S.,  
503 HEWSON, C., KLAASSEN, R. H. G., LAAKSONEN, T., LAMPE, H. M., VELMALA, W. and

504 BOTH, C. 2015. Light-level geolocators reveal migratory connectivity in European populations  
505 of pied flycatchers *Ficedula hypoleuca*. -*Journal of Avian Biology*, **On line early**: DOI:  
506 10.1111/jav.00721.

507 PENNYCUICK, C. J., FAST, P. L. F., BALLERSTADT, N. and RATTENBORG, N. 2012. The effect of  
508 an external transmitter on the drag coefficient of a bird's body, and hence its migration range  
509 and energy reserves after migration. -*Journal of Ornithology*, **153**: 633-644.

510 PETERSON, S. M., STREBY, H. M., KRAMER, G. R., LEHMAN, J. A., BUEHLER, D. A. and  
511 ANDERSEN, D. E. 2015. Geolocators on Golden-winged Warblers do not affect migratory  
512 ecology. -*Condor*, **117**: 256-261.

513 PIERSMA, T. 1990. Pre-migratory fattening usually involves more than the deposition of fat alone. -  
514 *Ringing and Migration*, **11**: 113-115.

515 PONJOAN, A., BOTA, G., DE LA MORENA, E. L. G., MORALES, M. B., WOLFF, A., MARCO, I. and  
516 MANOSA, S. 2008. Adverse effects of capture and handling little bustard. -*Journal of Wildlife*  
517 *Management*, **72**: 315-319.

518 R DEVELOPMENT CORE TEAM. 2014. R: A Language and Environment for Statistical Computing. R  
519 Foundation for Statistical Computing, Vienna, Austria.

520 RAPPOLE, J. H. and TIPTON, A. R. 1991. New harness design for attachment of radio transmitters to  
521 small passerines. -*Journal of Field Ornithology*, **62**: 335-337.

522 RAYNER, J. M. V. 1990. The mechanics of flight and bird migration performance. In: GWINNER, E.  
523 (ed.) *Bird Migration: the physiology and ecophysiology*. Springer-Verlag, Berlin.

524 RISELY, A., BLACKBURN, E. and CRESSWELL, W. 2015. Patterns in departure phenology and  
525 mass gain on African non-breeding territories prior to the Sahara crossing for a long-distance  
526 migrant: where do potential resource constraints occur? -*Ibis*, **157**: 808-822.

527 ROPERT-COUDERT, Y. and WILSON, R. P. 2005. Trends and perspectives in animal-attached  
528 remote sensing. -*Frontiers in Ecology and the Environment*, **3**: 437-444.

- 529 RUTZ, C. and HAYS, G. C. 2009. New frontiers in biologging science. -*Biology Letters*, **5**: 289-292.
- 530 SCANDOLARA, C., RUBOLINI, D., AMBROSINI, R., CAPRIOLI, M., HAHN, S., LIECHTI, F.,  
531 ROMANO, A., ROMANO, M., SICURELLA, B. and SAINO, N. 2014. Impact of miniaturized  
532 geolocators on barn swallow *Hirundo rustica* fitness traits. -*Journal of Avian Biology*, **45**: 417-  
533 423.
- 534 SHARPE, F., BOLTON, M., SHELDON, R. and RATCLIFFE, N. 2009. Effects of color banding, radio  
535 tagging, and repeated handling on the condition and survival of Lapwing chicks and  
536 consequences for estimates of breeding productivity. -*Journal of Field Ornithology*, **80**: 101-  
537 110.
- 538 STREBY, H. M., MCALLISTER, T. L., PETERSON, S. M., KRAMER, G. R., LEHMAN, J. A. and  
539 ANDERSEN, D. E. 2015. Minimizing marker mass and handling time when attaching radio-  
540 transmitters and geolocators to small songbirds. -*Condor*, **117**: 249-255.
- 541 STUTCHBURY, B. J. M., TAROF, S. A., DONE, T., GOW, E., KRAMER, P. M., TAUTIN, J., FOX, J.  
542 W. and AFANASYEV, V. 2009. Tracking long-distance songbird migration by using  
543 geolocators. -*Science*, **323**: 896-896.
- 544 TOMKIEWICZ, S. M., FULLER, M. R., KIE, J. G. and BATES, K. K. 2010. Global positioning system  
545 and associated technologies in animal behaviour and ecological research. -*Philosophical  
546 Transactions of the Royal Society B-Biological Sciences*, **365**: 2163-2176.
- 547 VANDENABEELE, S. P., GRUNDY, E., FRISWELL, M. I., GROGAN, A., VOTIER, S. C. and  
548 WILSON, R. P. 2014. Excess Baggage for Birds: Inappropriate Placement of Tags on  
549 Gannets Changes Flight Patterns. -*Plos One*, **9**.
- 550 VICKERY, J. A., EWING, S. R., SMITH, K. W., PAIN, D. J., BAIRLEIN, F., SKORPILOVA, J. and  
551 GREGORY, R. D. 2014. The decline of Afro-Palaeartic migrants and an assessment of  
552 potential causes. -*Ibis*, **156**: 1-22.
- 553 WALKER, K. A., TRITES, A. W., HAULENA, M. and WEARY, D. M. 2012. A review of the effects of  
554 different marking and tagging techniques on marine mammals. -*Wildlife Research*, **39**: 15-30.

555 ZENZAL, T. J., DIEHL, R. H. and MOORE, F. R. 2014. The impact of radio-tags on Ruby-throated  
556 Hummingbirds (*Archilochus colubris*). -*Condor*, **116**: 518-526.

557

558

559 Table 1: Sample sizes of tagged and control birds split by year of study, tag and attachment type.

|           | <b>2013</b> |                 | <b>2014</b> |                 |             |                  |              |                 |             | <b>Overall</b> |        |
|-----------|-------------|-----------------|-------------|-----------------|-------------|------------------|--------------|-----------------|-------------|----------------|--------|
|           | Control     | Long<br>Elastic | Control     | Long<br>Elastic | Long<br>Tie | Short<br>Elastic | Short<br>Tie | None<br>Elastic | None<br>Tie | Control        | Tagged |
| Ringed    | 37          | 26              | 279         | 30              | 17          | 30               | 16           | 14              | 23          | 316            | 156    |
| Resighted | 16          | 10              | 74          | 10              | 1           | 13               | 4            | 6               | 5           | 90             | 49     |

560

561

562 Table 2: Model evaluation of the most important variables predicting resighting rate for tagged and  
 563 control birds (N = 468). Models were ranked by AIC and total weight calculated (proportion of top  
 564 models where a variable was present) within  $\Delta AIC = 2$  of the top model (N = 6). The coefficients for  
 565 the initial full model and the coefficients for the top model (AIC weight 0.31) are also given. Note  
 566 interactions including tag \* added wing loading are not included in the table because there was no  
 567 variation because of the experimental design (i.e. added wing loading is a function of tag design).

568

|                        | Total weight | No. models | Full model |       |      |      | Top model $r^2 = 0.01$ |       |       |
|------------------------|--------------|------------|------------|-------|------|------|------------------------|-------|-------|
|                        |              |            | Est.       | SE    | Z    | P    | Est.                   | SE    | P     |
| Intercept <sup>1</sup> |              |            | -1.4       | 5.6   | -0.3 | 0.80 | -2.8                   | 1.5   | 0.058 |
| Year                   | 0.88         | 5          | -0.96      | 5.8   | -0.2 | 0.87 | -0.57                  | 0.28  | 0.042 |
| Body Mass              | 0.88         | 5          | 0.073      | 0.37  | 0.2  | 0.85 | 0.16                   | 0.097 | 0.098 |
| Tag                    | 0.12         | 1          | 0.74       | 38.1  | 0.02 | 0.98 |                        |       |       |
| Mass*Year              | 0.12         | 1          | 0.017      | 0.39  | 0.05 | 0.96 |                        |       |       |
| Added Wing loading     | 0.12         | 1          | -120.7     | 370.4 | -0.3 | 0.75 |                        |       |       |
| Year*Tag               |              |            | 7.7        | 3.2   | 0.2  | 0.81 |                        |       |       |
| Mass*Tag               |              |            | -0.17      | 1.5   | -0.1 | 0.91 |                        |       |       |
| Wing load*Mass         |              |            | 90.2       | 140.0 | 0.6  | 0.52 |                        |       |       |
| Wing load*Year         |              |            | -219.3     | 296.2 | -0.1 | 0.94 |                        |       |       |
| Mass*Year*Tag          |              |            | -0.34      | -0.75 | -0.5 | 0.65 |                        |       |       |

569 <sup>1</sup>Intercept = Year 1, No tag

570



571 Table 3: Model evaluation of the most important variables predicting resighting rate for tagged birds  
 572 (N = 149). Models were ranked by AIC and total weight calculated (proportion of top models where a  
 573 variable was present) within  $\Delta AIC = 2$  of the top model (N = 15). The coefficients for the initial full  
 574 model and the coefficients for the top model (AIC weight 0.12) are also given.

575

|                          | Total<br>Weight | No.<br>models | Est.   | Full model |      |       | Top model R <sup>2</sup> = 0.08 |       |      |       |
|--------------------------|-----------------|---------------|--------|------------|------|-------|---------------------------------|-------|------|-------|
|                          |                 |               |        | SE         | Z    | P     | Est.                            | SE    | z    | P     |
| Intercept <sup>1</sup>   |                 |               | -4.7   | 4.5        | -1.0 | 0.30  | -0.59                           | 0.50  | -1.2 | 0.24  |
| Tied                     | 1               | 15            | -1.9   | 0.94       | -2.0 | 0.043 | -1.2                            | 0.5   | -2.5 | 0.013 |
| Julian date <sup>2</sup> | 0.65            | 9             | 0.040  | 0.025      | 1.6  | 0.11  | 0.029                           | 0.015 | 1.9  | 0.056 |
| Stalk length             | 0.47            | 7             | -1.3   | 1.3        | -1.0 | 0.33  | -0.76                           | 0.51  | -1.5 | 0.13  |
| Body Mass                | 0.34            | 5             | 0.24   | 0.22       | 1.1  | 0.26  |                                 |       |      |       |
| Harness fit              | 0.22            | 4             | -0.35  | 0.30       | -1.2 | 0.24  |                                 |       |      |       |
| Added Wing loading       | 0.18            | 3             | 128.4  | 409.9      | 0.3  | 0.75  |                                 |       |      |       |
| Attachment order         | 0.05            | 1             | -0.017 | 0.015      | -1.1 | 0.27  |                                 |       |      |       |
| Year 2                   | 0               | 0             | 1.1    | 1.2        | 0.9  | 0.36  |                                 |       |      |       |

576 <sup>1</sup>Intercept = Elastic, Year 1

577 <sup>2</sup>Julian date 1 = 1<sup>st</sup> Feb

578

579

580 Table 4: The effect of order of attachment, year and harness material (elastic or tied) on fit of the tag  
 581 (N = 150). More negative values indicate a looser fit. Overall model  $F_{4,145} = 2.7$ ,  $P = 0.033$ , Adj.  $R^2 =$   
 582 0.04.

|                        | Estimate | SE     | t    | P       |
|------------------------|----------|--------|------|---------|
| <sup>1</sup> Intercept | 0.84     | 0.15   | 5.5  | <0.0001 |
| Attachment order       | -0.0057  | 0.0032 | -1.8 | 0.077   |
| Year 2                 | 0.50     | 0.26   | 1.9  | 0.059   |
| Tied                   | -0.47    | 0.34   | -1.4 | 0.16    |
| Order * Tied           | 0.013    | 0.0062 | 2.0  | 0.046   |

583 <sup>1</sup>Intercept = Year 1, Elastic

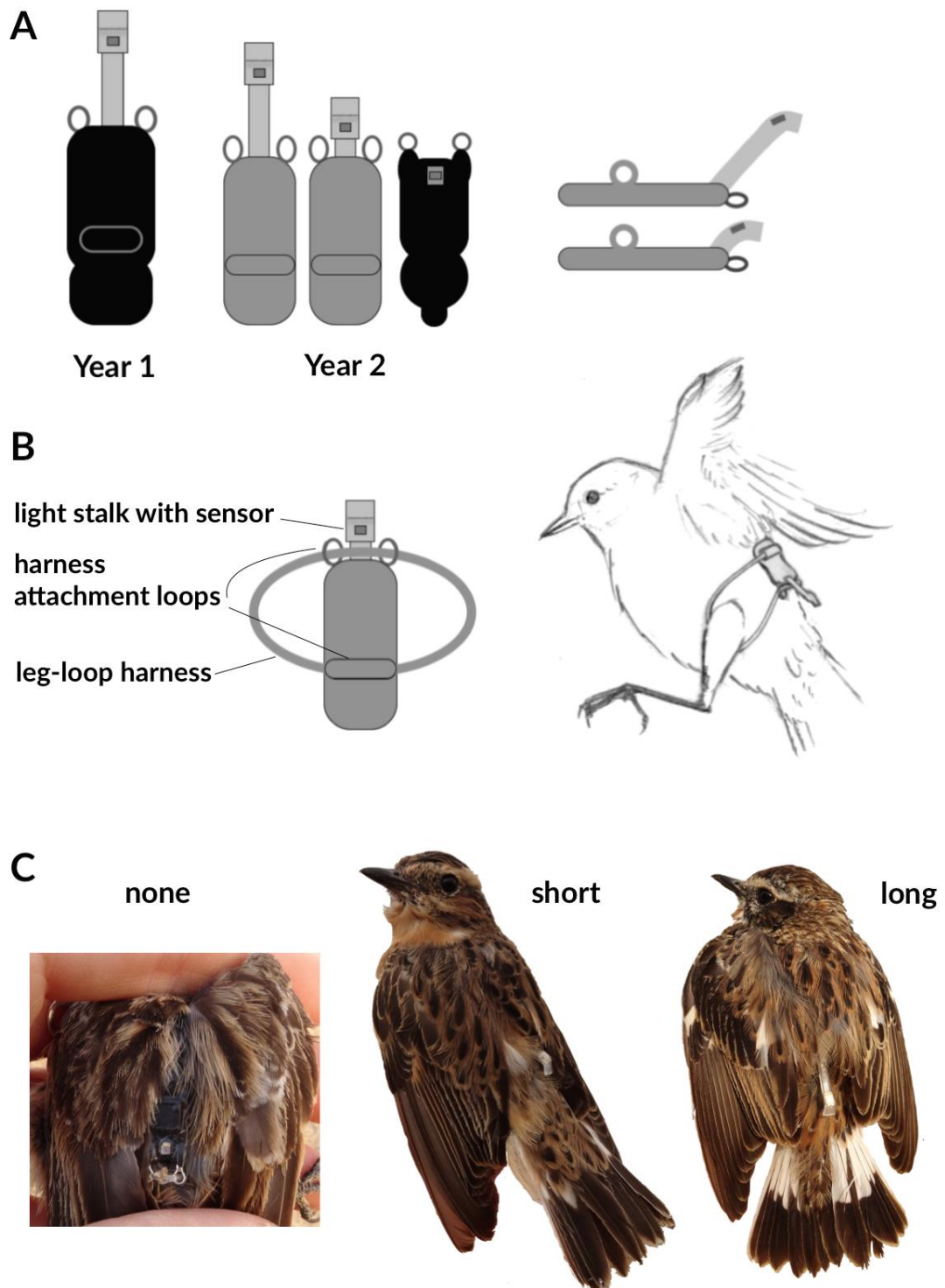
584

585 **Figure legends**

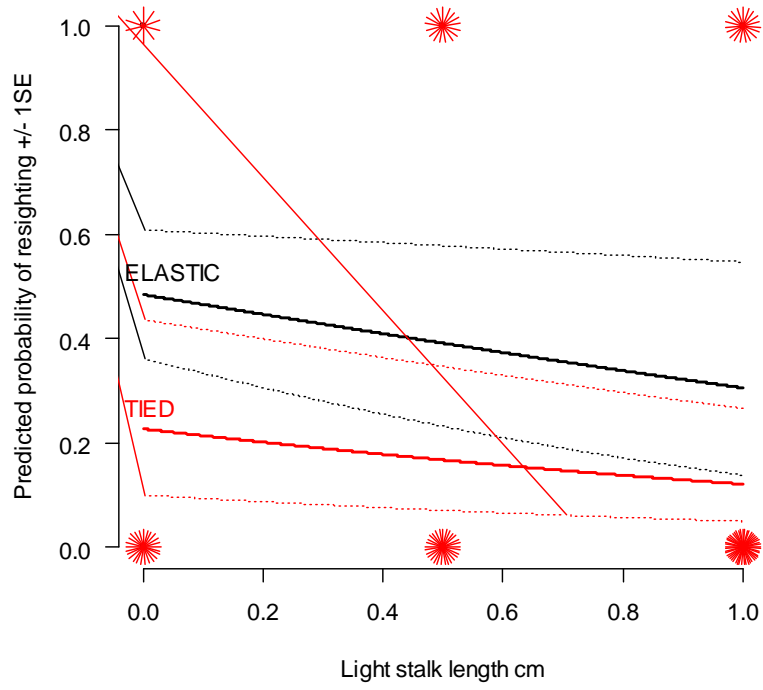
586 Figure 1: Geolocator design and attachment. A: variation in geolocator design and light-stalk length  
587 between years; B: geolocator with leg-loop 'backpack' harness, illustrating of leg-loop attachment and  
588 geolocator position once fitted (note that the position of the geolocator is angled for purposes of  
589 illustration, refer to C for correct position in the centre of the back); C: fitted geolocators showing each  
590 light stalk length and extent of protrusion and geolocator position once attached.

591 Figure 2: Plot of predicted values for the probability of resighting a bird tagged at the median Julian  
592 date of the study dependent on stalk length and harness material. The predicted values are from the  
593 best model identified (Table 3); only harness material shows a statistically significant effect on  
594 resighting rate.

595 Figure 3: A. Plot of predicted values for the probability of resighting a bird tagged at the median Julian  
596 date of the study, with a 0 mm length light stalk dependent on order of attachment and harness  
597 material. The predicted values are from the best model identified (Table S2); the interaction is  
598 borderline significant. B. Plot of predicted values for the fit of a tagged bird in Year 1 of the study,  
599 dependent on order of attachment and harness material. The predicted values are from the model in  
600 Table 4; the interaction is borderline significant.

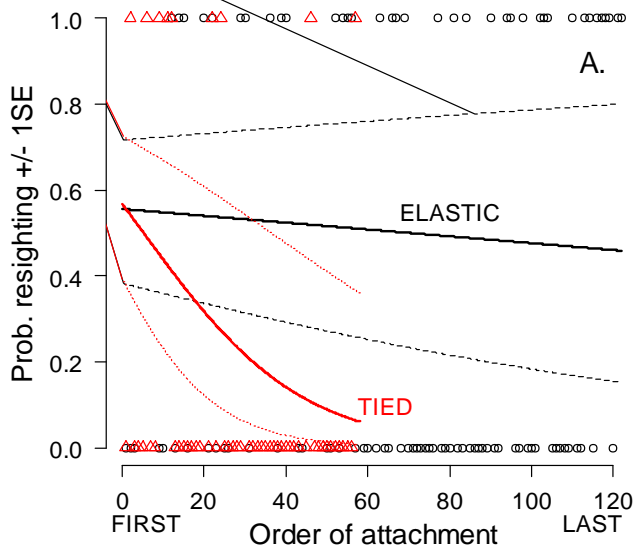


604 Figure 2:

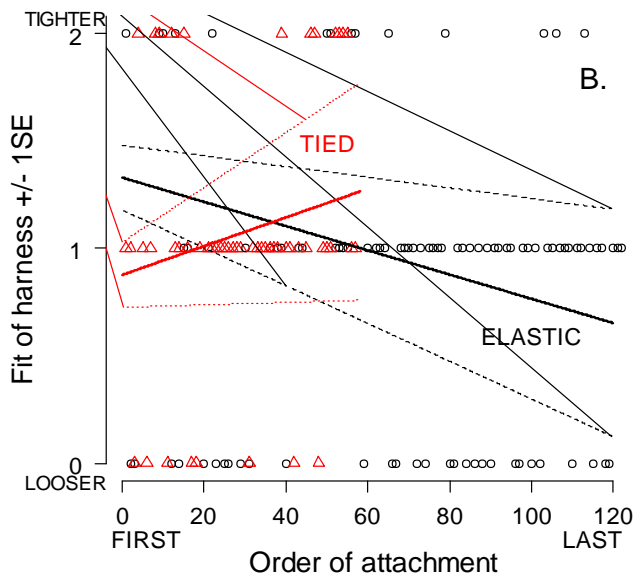


605

606 Figure 3:



607



608

609

## 610 SUPPLEMENTARY MATERIAL

### 611 **Harness construction**

612 Elastic harnesses were made from a single length of 0.8 mm diameter clear elastic beading thread  
613 (Beads Unlimited 'Elasticity') that was threaded through the geolocator loops and fused into a single  
614 loop with a battery-operated soldering iron (Figure 1). The soundness of the fused join was tested by  
615 attempting to pull the harness apart with reasonable force either side of the join, and any harnesses  
616 which showed signs of failing were rejected and remade using new elastic thread. The harness was  
617 then glued inside the rear harness tube on the geolocator with superglue because this prevented  
618 the harness being completely free running with respect to the tag and asymmetrical once fitted. We  
619 found this made fitting quicker and easier but still then allowed some correction for asymmetry once  
620 on the bird. The span of each harness was then measured as per Fig.1 in Naef-Daenzer (2007) to 0.5  
621 mm accuracy. We measured the span of each harness twice, or until the same span was measured in  
622 two consecutive attempts. The optimal elastic harness span (size) was determined with prior field  
623 tests in which we fitted a range of harness sizes to whinchats before the study began and assessed  
624 their fit on different sized birds (see below): all the test fitting tags were then removed and the test  
625 birds released with only colour rings on. We found that the allometric function developed by Naef-  
626 Daenzer (2007) did not give useful fits for our study species or harness design, possibly due to our  
627 minor modifications to the standard geolocator design (Figure 1). Through these prior tests we  
628 established the common harness span associated with each wing length and used this to best  
629 determine which span to first attempt to fit on a captured bird. We made a large number of harnesses  
630 across the range of sizes to maximise the chances of fitting the correct harness span to a bird on the  
631 first attempt: final span size was determined empirically by trying several, if necessary, until the  
632 optimum fit was achieved. Average span fitted was 35.3, 0.1 SE mm (N = 95).

633 Tie harnesses were made from black nylon braid that was threaded through the attachment loops and  
634 tubes as per elastic harness, and loosely tied with a reef knot secured with a small clip during  
635 attachment, but then adjustable in the field to achieve the optimal fit for each bird. The harness was  
636 glued into the top attachment tube prior to fitting, as per the elastic harness. Final spans could not be  
637 measured because they were set only during attachment.

638 **Captures and harness fitting**

639 In Year 1, Whinchats were captured using mist nests and con-specific playback between 12<sup>th</sup>  
640 February and 8<sup>th</sup> March 2013. In Year 2, birds were captured using a combination of mist nets and  
641 baited spring traps with conspecific playback between 4<sup>th</sup> February and 2<sup>nd</sup> March 2014. Both capture  
642 periods were chosen to maximise geolocator recording and resighting period following capture, whilst  
643 minimising the number of transient individuals captured. Upon capture, birds were placed in cotton  
644 bags until processing: aged as adult or first winter (Jenni and Winkler 1994), sexed, biometrics  
645 recorded and a geolocator fitted. All birds were processed within 30 minutes of capture and most  
646 cases within 10 minutes. All birds captured were ringed with unique combinations of two or three  
647 colours, including a striped ring for birds with geolocators and an aluminium ring for birds with no  
648 geolocator.

649 In Year 1, tags were fitted to birds with a wing length  $\geq 77$  mm (flattened wing chord: average across  
650 birds fitted with tags = 77.4, 0.2 SE mm, range = 77 - 81 mm, N = 26). Birds with very low pectoral  
651 muscle scores were excluded regardless of wing length (fat scores were not used because these  
652 were minimal across all wintering birds captured as part of a larger study) to avoid fitting tags to  
653 individuals in poor condition. Preliminary analyses revealed no effect of wing length or bird size, nor  
654 age and sex on return rates and no interactions between these variables on birds both with and  
655 without geolocators; therefore in Year 2 we lowered the threshold for which birds we fitted with  
656 geolocators and fitted tags to birds with wings of  $\geq 74$  mm flattened wing chord to reduce the bias in  
657 biometrics between control vs. geolocators, again provided that these individuals had sufficient  
658 pectoral muscle scores. These individuals made up a small proportion of those fitted with geolocators  
659 in Year 2, with 11 birds (8.5 %) having a wing of  $< 76$  mm and 25 birds (19 %) of  $< 77$  mm.

660 Only a single observer was required to fit elastic harnesses. Approximately 80 % of elastic harnesses  
661 were fitted during the first attempt (i.e. the correct harness span was selected for an individual based  
662 on wing length, see above) and all were fitted by the second attempt. When a harness was too small  
663 or large for a bird (see below for assessing harness fit), the harness was removed by simply cutting it  
664 off to reduce handling time. Elastic harnesses were fitted by holding the bird with the legs facing  
665 upwards and slipping the bird's right leg through the left harness loop and up over the thigh with the  
666 free hand. The bird was then rotated to make the other leg easily accessible whilst securing the tag in  
667 place on the back, the remaining harness loop slipped over the foot and leg, and a colour-ringing



668 shoe was used to slip the loop over the thigh and into position. This final step required some tension  
669 to be applied. With minimal experience it was possible to establish a sub-optimal fit and choose a  
670 different harness size before the final step.

671 For tied harnesses, the legs were placed through the leg-loops by Observer A in exactly the same  
672 way as for elastic harness. Once the geolocator and harness was in the correct position, Observer B  
673 adjusted the harness and re-tied the knot. Once fit was assessed (see below) Observer B glued the  
674 knot in place with superglue using a piece of paper between the geolocator and the bird to prevent  
675 glue touching the bird, and trimmed the surplus harnesses ends with scissors. Water was applied to  
676 rapidly activate the glue.

677 Two observers (EB Year 1 or both EB and MB Year 2) assessed all geolocator/harness fits before  
678 release. Fit assessment was independent of harness material. With the bird held by the tibia-tarsi, we  
679 released any feathers trapped or in abnormal alignment from harness fitting and checked that leg-  
680 loops were above both thighs in the correct position. The geolocator was then grasped without  
681 touching the harness and we attempted to gently pull the tag away from the bird's body and from left  
682 and right and up and down to assess 1: how tight the harness was (by the amount of movement, the  
683 amount of force needed to 'pull' the geolocator away from the bird's back without stretching the  
684 elastic, if present, and the amount of space between the tag and the back); 2: whether the tag was  
685 sitting symmetrically on the back (visually and by whether the geolocator could move to one side  
686 more easily than another), and 3: that the geolocator was in the correct position on the lower back  
687 with any light-stalk protruding through the feathers. A metal clip spacer inserted between the  
688 geolocator and the bird's body was also used in Year 2 to aid consistency in assessment. We  
689 discussed harness fit until we were in agreement that the geolocator was an optimal fit (i.e. we were  
690 confident that the harness was neither too loose nor too tight to risk the tag falling off or compromising  
691 comfort, movement or body mass change) and was scored correctly. Any poorly fitting harnesses  
692 were removed and a new harness fitted.

### 693 **Model Structures**

694 The analyses with respect to our four broad tests were:

- 695 1. We investigated the effect of tags on between year resighting rates comparing control and  
696 tagged birds. We looked at straightforward differences in resighting rate dependent on tag

697 presence. We compared resighting rates of control versus tagged birds in each year of the study,  
698 and then pooled across years using Chi-squared tests.

699 2. We then used a binomial logistic regression model with a log-link function to compare the  
700 probability of resighting by tag presence, controlling for body mass, added wing loading due to the  
701 tag and year of study, and including the interactions body mass \* added wing loading \* tag  
702 presence, body mass \* tag presence \* year and added wing loading \* tag presence \* year to test  
703 whether any effects of tag presence were dependent on the varying size of the bird and whether  
704 any such effects varied between years; all relevant two way interactions were included.

705 3. We investigated the main effects of harness material and stalk length on resighting rate,  
706 controlling for harness fit, order of attachment, Julian date of tagging, year, added wing loading  
707 due to the tag and harness, and the body mass of the bird at capture using the 149 tagged birds  
708 that we had complete data for (see Table 1). We used a binomial logistic regression model with a  
709 log-link function. Analyses were repeated without added wing loading or fit so that the full sample  
710 size of N = 156 tagged birds could be used to determine whether the missing data influenced final  
711 results.

712 4. We then investigated the effect of variation in tag mass unconfounded by variation in tag or  
713 harness material by restricting analysis to birds tagged with long light stalk tags attached with  
714 elastic harnesses (i.e. were all fitted with the same tags). The sample size was 52 birds with  
715 complete data which was the largest sample size available within a single treatment group. We  
716 used a binomial logistic regression model with a log-link function to compare the probability of  
717 resighting by order of attachment, harness fit, body mass of the bird, added wing loading and  
718 year. We also tested whether the effects of added wing loading (i.e. the tag mass relative to the  
719 size of the bird) were consistent in both years by including the interactions year \* added wing  
720 loading and wing \* body mass.

721 5. We tested if the effects of tag design depended on harness to affect return rates of tagged  
722 birds, or depended on the order of attachment, or the fit of the tag by including the interactions of  
723 stalk \* harness, stalk \* fit & harness \* fit and stalk \* order & harness \* order in the main effects  
724 model in analysis 2a above. We identified a potential effect of order of attachment in this analysis  
725 so we then explored whether the harness fit might have changed through the experiment. A linear

726 model was used to predict the fit of the tag by the order and harness material and the interaction  
727 order \* harness, including year.

728 6. We tested whether body mass of tagged birds was different to untagged birds by comparing  
729 the body mass of tagged birds recaptured in Year 2 (after tag removal) with the body mass of new  
730 birds captured within 15 minutes at the same location using a matched-pairs t-test.

### 731 **Supporting results examining the effects of missing values**

#### 732 *1. No tag effect when comparing controls and tagged birds*

733 The ratio of resighting rates for control compared to tagged birds was not significantly different  
734 between years when excluding the two birds that lost their loggers between winters ( $\chi^2_1 = 0.05$ ,  $P =$   
735  $0.82$ ). The proportion of control birds  $\geq 77$  mm that were resighted pooling both years was 29.1 % ( $N$   
736  $= 240$ ) and was not significantly different from 31.4 % for tagged birds ( $\chi^2_1 = 0.1$ ,  $P = 0.72$ ).

737 Excluding the two birds that lost loggers made little difference: the probability of resighting a bird the  
738 following winter was independent of almost all variables, combinations of variables and interactions  
739 considered. The top model remained the same as in Table 2 with biological and statistical significance  
740 being almost identical. The null model was 0.5  $\Delta$ AICc points above the best model that included tag  
741 presence. The results were similar when control birds of wing length  $\geq 77$  mm (i.e. removing the size  
742 selection bias for tagged birds to be larger) were compared to tagged birds. The top model of 4  
743 models within 2  $\Delta$ AICc had an AIC weight of 0.38 and only contained year; all models contained year,  
744 and the three others each paired year with body mass, tag presence or added wing loading; the null  
745 model was only 0.5  $\Delta$ AICc points above the best model that included tag presence.

#### 746 *2. Harness material but not light stalk length reduced between-year resighting rate of tagged birds*

747 Repeating the analyses of whether the probability of resighting a tagged bird was dependent on  
748 whether it had an elastic or tied harness, excluding birds with missing data for fit and added wing  
749 loading ( $N = 156$ ) gave nearly identical results, with a lower probability of resighting if the tag was tied  
750 on. Attachment method was present in all models with a significant effect in the full and all top  
751 models. Repeating the analyses excluding the two birds that lost their loggers gave nearly identical  
752 results with the statistical significance for harness material increasing slightly.

753 3. *The effects of harness material may have been dependent on harness fit*

754 Repeating the analyses excluding birds with missing data for fit and added wing loading (N = 156)  
755 gave nearly identical results to those presented in Table S2 and Figure 3: the only potential  
756 interaction identified was an effect of harness material depending on order of attachment, with tied  
757 tags possibly reducing resighting rates if they were fitted later. Repeating the analyses excluding the  
758 two birds that lost their loggers gave similar results, although the top model included only Julian date,  
759 harness material and stalk length; the second top model, differing in  $\Delta AICc$  by only 0.06, was identical  
760 to the top model in Table S2.

761

762 Table S1: Sample sizes of tagged and control birds split by year of study, tag and attachment type.  
 763 Total (without missing values) presents the total sample size for birds with complete biometric data  
 764 only, required for the analysis of tag fit. 'Tag fit categories' presents sample sizes for each fit category  
 765 with complete biometric data.

766

| Winter | Treatment | Stalk | Material | Ringed<br>Resighted | Total<br>(all) | Tag fit |        |       | Total (without<br>missing values) |    |    |
|--------|-----------|-------|----------|---------------------|----------------|---------|--------|-------|-----------------------------------|----|----|
|        |           |       |          |                     |                | Fit 0   | Fit 1  | Fit 2 |                                   |    |    |
| 2013   | Tagged    | Long  | Elastic  | Ringed              | 26             | 11      | 6      | 5     | 22                                |    |    |
|        |           |       |          | Resight             | 10             | 5       | 2      | 1     | 8                                 |    |    |
|        | Control   | -     | -        | Ringed              | 37             | -       | -      | -     | 36                                |    |    |
|        |           |       |          | Resight             | 16             | -       | -      | -     | 15                                |    |    |
| 2014   | Tagged    | Long  | Elastic  | Ringed              | 30             | 7       | 20     | 3     | 30                                |    |    |
|        |           |       |          | Resight             | 10             | 1       | 9      | 0     | 10                                |    |    |
|        |           |       |          | Tie                 | Ringed         | 17      | 5      | 9     | 2                                 | 16 |    |
|        |           |       |          |                     | Resight        | 1       | 1      | 0     | 0                                 | 1  |    |
|        |           |       | Short    | Elastic             | Ringed         | 30      | 9      | 16    | 5                                 | 30 |    |
|        |           |       |          |                     | Resight        | 13      | 6      | 4     | 3                                 | 13 |    |
|        |           |       |          | Tie                 | Ringed         | 16      | 4      | 8     | 4                                 | 16 |    |
|        |           |       |          |                     | Resight        | 4       | 1      | 1     | 2                                 | 4  |    |
|        |           | None  | Elastic  | Ringed              | 14             | 3       | 9      | 1     | 13                                |    |    |
|        |           |       |          | Resight             | 6              | 2       | 2      | 0     | 6                                 |    |    |
|        |           |       |          | Tie                 | Ringed         | 23      | 0      | 16    | 6                                 | 22 |    |
|        |           |       | Resight  |                     | 5              | 0       | 3      | 1     | 4                                 |    |    |
|        |           |       | Control  |                     | -              | -       | Ringed | 279   | -                                 | -  | -  |
|        |           |       |          | Resight             |                |         | 74     | -     | -                                 | -  | 74 |
| Both   | Tagged    | All   | All      | Ringed              | 156            | 39      | 84     | 26    | 149                               |    |    |
|        |           |       |          | Resight             | 49             | 16      | 23     | 7     | 46                                |    |    |
| Both   | Control   | -     | -        | Ringed              | 316            | -       | -      | -     | 313                               |    |    |
|        |           |       |          | Resight             | 90             | -       | -      | -     | 89                                |    |    |

767

768

769 Table S2: Model evaluation of the most important variables predicting resighting rate for tagged birds  
 770 (N = 149) considering potential interactions with harness fit and attachment order. Models were  
 771 ranked by AIC and total weight calculated (proportion of top models where a variable was present)  
 772 within  $\Delta AIC = 2$  of the top model (N = 24). The coefficients for the initial full model and the coefficients  
 773 for the top model (AIC weight 0.07) are also given.

774

|                          | Total weight | No. models | Full model |       |       |       | Top model $R^2 = 0.10$ |        |      |       |
|--------------------------|--------------|------------|------------|-------|-------|-------|------------------------|--------|------|-------|
|                          |              |            | Est.       | SE    | z     | P     | Est.                   | SE     | z    | P     |
| <sup>1</sup> Intercept   |              |            | -5.4       | 5.2   | -1.0  | 0.30  | -0.60                  | 0.70   | -0.9 | 0.39  |
| Tied                     | 1            | 24         | -0.072     | 2.2   | -0.03 | 0.97  | 0.079                  | 0.86   | 0.1  | 0.93  |
| <sup>2</sup> Julian date | 0.7          | 15         | 0.036      | 0.026 | 1.4   | 0.15  | 0.038                  | 0.017  | 2.2  | 0.029 |
| Stalk length             | 0.48         | 11         | -0.58      | 3.4   | -0.2  | 0.86  | -0.91                  | 0.55   | -1.7 | 0.10  |
| Attachment order         | 0.42         | 10         | 0.00021    | 0.024 | 0.009 | 0.99  | -0.0012                | 0.0071 | -0.2 | 0.86  |
| Tied*Order               | 0.39         | 10         | -0.053     | 0.030 | -1.8  | 0.077 | -0.049                 | 0.025  | -1.9 | 0.055 |
| Body Mass                | 0.35         | 9          | 0.27       | 0.22  | 1.2   | 0.21  |                        |        |      |       |
| Added Wing loading       | 0.2          | 5          | -70.7      | 434.6 | 0.2   | 0.87  |                        |        |      |       |
| Harness fit              | 0.17         | 5          | -0.78      | 0.77  | -1.0  | 0.31  |                        |        |      |       |
| Year 2                   | 0            | 0          | 0.69       | 1.6   | 0.4   | 0.67  |                        |        |      |       |
| Fit*Stalk                | 0            | 0          | 0.49       | 0.92  | 0.5   | 0.60  |                        |        |      |       |
| Order*Stalk              | 0            | 0          | -0.011     | 0.034 | -0.3  | 0.73  |                        |        |      |       |
| Fit*Tied                 | 0            | 0          | 0.64       | 0.78  | 0.8   | 0.41  |                        |        |      |       |
| Stalk*Tied               | 0            | 0          | -0.93      | 2.3   | -0.4  | 0.69  |                        |        |      |       |

775 <sup>1</sup>Intercept = Elastic

776 <sup>2</sup>Julian date 1 = 1st Feb