

 Open access • Journal Article • DOI:10.1103/PHYSREVLETT.74.1657

Andreev Reflection in Ferromagnet-Superconductor Junctions — [Source link](#)

M. J. M. de Jong, M. J. M. de Jong, C. W. J. Beenakker

Institutions: Leiden University, Philips

Published on: 27 Feb 1995 - Physical Review Letters (American Physical Society)

Topics: Andreev reflection

Related papers:

- [Transition from metallic to tunneling regimes in superconducting microconstrictions: Excess current, charge imbalance, and supercurrent conversion](#)
- [Measuring the Spin Polarization of a Metal with a Superconducting Point Contact](#)
- [Probing Ferromagnets with Andreev Reflection](#)
- [Spin current in ferromagnet-insulator-superconductor junctions](#)
- [Tunneling spectroscopy for ferromagnet/superconductor junctions](#)

Share this paper:    

View more about this paper here: <https://typeset.io/papers/andreev-reflection-in-ferromagnet-superconductor-junctions-4ov90kb2n5>

Andreev Reflection in Ferromagnet-Superconductor Junctions

M. J. M. de Jong^{1,2} and C. W. J. Beenakker²

¹*Philips Research Laboratories, 5656 AA Eindhoven, The Netherlands*

²*Instituut-Lorentz, University of Leiden, 2300 RA Leiden, The Netherlands*

(Received 12 September 1994)

The transport properties of a ferromagnet-superconductor (FS) junction are studied in a scattering formulation. Andreev reflection at the FS interface is strongly affected by the exchange interaction in the ferromagnet. The conductance G_{FS} of a ballistic point contact between F and S can be either larger or smaller than the value G_{FN} with the superconductor in the normal state, depending on the ratio of the exchange and Fermi energies. If the ferromagnet contains a tunnel barrier (I), the conductance G_{FIFS} exhibits resonances which do not vanish in linear response—in contrast to the Tomasch oscillations for nonferromagnetic materials.

PACS numbers: 74.80.Fp, 72.10.Bg, 74.50.+r

Electrons in a metal cannot penetrate into a superconductor if their excitation energy with respect to the Fermi level is below the superconducting gap Δ . Still, a current may flow through a normal-metal-superconductor (NS) junction in response to a small applied voltage $V < \Delta/e$ by means of a scattering process known as Andreev reflection [1]: An electron in the normal metal is retroreflected at the NS interface as a hole, and a Cooper pair is carried away in the superconductor. Andreev reflection near the Fermi level conserves energy and momentum but does not conserve spin—in the sense that the incoming electron and the Andreev reflected hole occupy opposite spin bands. This is irrelevant for materials with spin-rotation symmetry, as is the case for normal metals. However, the change in spin band associated with Andreev reflection may cause an anomaly in the conductance of (metallic) ferromagnet-superconductor (FS) junctions, because the spin-up and spin-down bands in the ferromagnet are different. This Letter contains a theoretical study of Andreev reflection in FS junctions. We use a scattering approach based on the Bogoliubov-de Gennes equation to study the transport properties for zero temperature and small V ($eV \ll \Delta$). We will concentrate on two distinct effects, which we think are experimentally observable. First, because of the change in spin band there is no complete Andreev reflection at the FS interface. This has a clear influence on the conductance and the shot-noise power of clean FS point contacts. Second, the different spin-up and spin-down wave vectors at the Fermi level may lead to quantum-interference effects. This shows up in the linear-response conductance of FIFS junctions, where the ferromagnet contains an insulating tunnel barrier (I).

In the past, FS junctions with an insulating layer between the ferromagnet and the superconductor have been used in spin-dependent tunneling experiments [2]. There the emphasis was on the voltage scale $eV \geq \Delta$, and Andreev reflection did not play a role. Tunneling through S-Fi-S junctions, where Fi is a magnetic insulator, has been studied both experimentally [3] and theoretically [4,5]. In addition, there has been theoretical work on the

Josephson effect in SFS junctions [6,7]. An experimental investigation of the boundary resistance of sputtered SFS sandwiches has also been reported [8]. The importance of phase coherence was demonstrated in a recent experiment [9], in which the effect of a remote superconducting island on the conductance of a ferromagnet was observed. We do not know of any previous theoretical work on the influence of Andreev reflection on the subgap conductance of a FS junction.

In order to clarify the effects we are aiming at, let us first give an intuitive and simple description of the conductance through a ballistic FS point contact. A ferromagnet is contacted through a small area with a superconductor. The transverse dimensions of the contact area are much smaller than the mean free path and the interface is clean, so that the conductance is completely determined by the scattering processes that are intrinsic to the FS interface. In a semiclassical approximation all scattering channels (transverse modes in the point contact at the Fermi level) are fully transmitted, when the superconductor is in the normal state. Let N_\uparrow (N_\downarrow) be the number of up- (down-) spin channels, so that $N_\uparrow \geq N_\downarrow$. At zero temperature, the spin channels do not mix, and the conductance is given by the Landauer formula

$$G_{FN} = \frac{e^2}{h} (N_\uparrow + N_\downarrow). \quad (1)$$

In the superconducting state, the spin-down electrons of all the N_\downarrow channels are Andreev reflected into spin-up holes. They give a double contribution to the conductance since $2e$ is transferred at each Andreev reflection. However, only a fraction N_\downarrow/N_\uparrow of the N_\uparrow channels can be Andreev reflected, because the density of states in the spin-down band is smaller than in the spin-up band. Therefore, the resulting conductance is

$$G_{FS} = \frac{e^2}{h} \left(2N_\downarrow + 2\frac{N_\downarrow}{N_\uparrow}N_\uparrow \right) = 4\frac{e^2}{h} N_\downarrow. \quad (2)$$

Comparison of Eqs. (1) and (2) shows that G_{FS} may be either larger or smaller than G_{FN} depending on the

ratio N_1/N_1 . If $N_1/N_1 < 1/3$ then $G_{FS} < G_{FN}$, and vice versa. This qualitative argument can be substantiated by an explicit calculation, as we now show.

For the conduction electrons inside the ferromagnet we apply the Stoner model, using an effective one-electron Hamiltonian with an exchange interaction. The effect of the ferromagnet on the superconductor is twofold. First, there is the influence of the exchange interaction on states near the interface. This will be fully taken into account. Second, there is the effect of the magnetic field due to the magnetization of the ferromagnet. Since this field—which is typically a factor of a thousand smaller than the exchange field—does not break spin-rotation symmetry, it will be neglected for simplicity. Note that in typical layered structures the magnetization is parallel to the FS interface, so that it has no influence on the superconductor at all.

Transport through NS junctions has successfully been investigated through the Bogoliubov–de Gennes equation [10–13]. Here, we adopt this approach for a FS junction. In the absence of spin-flip scattering in the ferromagnet, the Bogoliubov–de Gennes equation breaks up into two independent matrix equations, one for the up-electron, down-hole quasiparticle wave function $(u_\uparrow, v_\downarrow)$ and another one for $(u_\downarrow, v_\uparrow)$. Each matrix equation has the form [14]

$$\begin{pmatrix} \mathcal{H}_0 - h & \Delta \\ \Delta^* & -(\mathcal{H}_0 + h) \end{pmatrix} \begin{pmatrix} u_\uparrow \\ v_\downarrow \end{pmatrix} = \varepsilon \begin{pmatrix} u_\uparrow \\ v_\downarrow \end{pmatrix}. \quad (3)$$

Here, ε is the quasiparticle energy measured from the Fermi energy $E_F \equiv \hbar^2 k_F^2/2m$, $\mathcal{H}_0 \equiv \mathbf{p}^2/2m + V - E_F$ is the single-particle Hamiltonian with $V(\mathbf{r})$ the potential energy, $h(\mathbf{r})$ the exchange energy, and $\Delta(\mathbf{r})$ the pair potential. For simplicity, it is assumed that the ferromagnet and the superconductor have identical \mathcal{H}_0 . For comparison with experiment, our model can easily be extended to include differences in effective mass and band bottom. We adopt the usual step-function model for the pair potential [10–13] and do the same for the exchange energy [6,7]. Defining the FS interface at $x = 0$ with S at $x > 0$, we have $\Delta(\mathbf{r}) = \Delta\Theta(x)$ and $h(\mathbf{r}) = h_0\Theta(-x)$, with $\Theta(x)$ the unit step function.

A scattering formula for the linear-response conductance of a NS junction is given by Takane and Ebisawa [12]. Application to the FS case is straightforward,

$$G_{FS} = 2 \frac{e^2}{h} \sum_{\sigma=\uparrow,\downarrow} \text{Tr} \mathbf{r}_{h\bar{\sigma},e\sigma}^\dagger \mathbf{r}_{h\bar{\sigma},e\sigma}, \quad (4)$$

where the matrix $\mathbf{r}_{h\bar{\sigma},e\sigma}$ contains the reflection amplitudes from incoming electron modes with spin σ to outgoing hole modes with spin $\bar{\sigma}$ (opposite to σ) evaluated at the Fermi level ($\varepsilon = 0$). We first consider a ballistic point contact. We assume that the dimensions of the contact are much greater than the Fermi wavelength, as is appropriate for a metal, so that quantization effects can be neglected. The number N_1 of minority spin modes in the point contact (with area Ω) is $N_1 = N_0(1 - h_0/E_F)$,

with $N_0 \equiv k_F^2\Omega/4\pi$ the number of modes per spin for a nonferromagnetic ($h_0 = 0$) contact of equal area. The reflection matrices for this case can be evaluated by matching the bulk solutions for the ferromagnet and for the superconductor at the interface. An incoming electron from the ferromagnet is either normally reflected as an electron of the same spin or Andreev reflected as a hole with the opposite spin. (Transmission into the superconductor is not possible at $\varepsilon = 0$.) The reflection matrices are diagonal, with elements

$$r_{ee} \equiv r_{e\sigma,e\sigma} = r_{h\sigma,h\sigma} = \frac{k_1 k_1 - q^2}{k_1 k_1 + q^2}, \quad (5a)$$

$$r_{he} \equiv r_{h\bar{\sigma},e\sigma} = r_{e\bar{\sigma},h\sigma} = \frac{-2iq\sqrt{k_1 k_1}}{k_1 k_1 + q^2}, \quad (5b)$$

where the longitudinal wave vectors $k_{1(\uparrow)}$ in the ferromagnet and q in the superconductor are defined in terms of the energy E_n of the n th transverse mode by

$$q = \sqrt{(2m/\hbar^2)(E_F - E_n)}, \quad (6a)$$

$$k_1 = \sqrt{(2m/\hbar^2)(E_F - E_n + h_0)}, \quad (6b)$$

$$k_1 = \sqrt{(2m/\hbar^2)(E_F - E_n - h_0)}. \quad (6c)$$

In the above expressions terms of order Δ/E_F are neglected [15]. Note that $|r_{ee}|^2 + |r_{he}|^2 = 1$, as required from quasiparticle conservation. It follows from Eq. (5) that a clean FS junction does not exhibit complete Andreev reflection, in contrast to the NS case. This is due to the potential step the particle passes when being Andreev reflected to the opposite spin band.

Because of the large number of modes the trace in Eq. (4) can be replaced by an integration, which can be evaluated analytically. The result is

$$G_{FS} = 4 \frac{e^2}{h} N_0 \frac{4}{15\eta^4} \times [\sqrt{1 - \eta^2(6 - 7\eta^2 + \eta^4)} - 6 + 10\eta^2 - 4\eta^5], \quad (7)$$

where $\eta \equiv h_0/E_F$. The conductance is plotted in Fig. 1, and compared with the semiclassical estimate from Eq. (2), which turns out to be quite accurate. Since $N_1 + N_1 = 2N_0$ one has from Eq. (1) $G_{FN} > G_{FS}$ if $h_0 > 0.47E_F$, or equivalently $N_1/N_1 < 0.36$.

Further information on the Andreev reflection at the FS interface can be obtained from the shot-noise power P of the junction. Shot noise is the time-dependent fluctuation in the current due to the discreteness of the charges. For uncorrelated electron transmission, one has the maximal noise power of a Poisson process $P_{\text{POISSON}} \equiv 2eI$, with I the mean current. On the one hand, correlations due to the Pauli principle reduce P below P_{POISSON} [16,17]. On the other hand, Cooper-pair transport across a NS junction

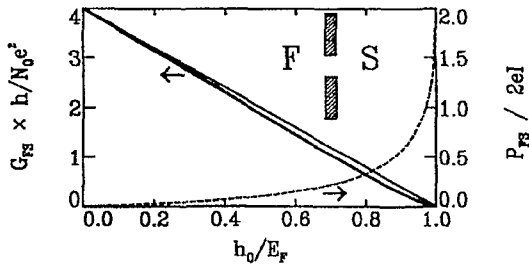


FIG. 1. The conductance G_{FS} (full curves) and the shot-noise power P_{FS} (dashed) of a ballistic point contact in a ferromagnet-superconductor junction (see inset), as a function of the exchange energy h_0 . The thick line represents the exact result (7) for G_{FS} , the thin line the estimation (2).

has been shown to manifest itself as a doubling of the maximal noise power [16,18]. We apply the general result of Ref. [18] to the FS junction

$$P_{FS} = \frac{8e^3 V}{h} \sum_{\sigma=\uparrow, \downarrow} \text{Tr} \mathbf{r}_{h\bar{\sigma}, e\sigma}^\dagger \mathbf{r}_{h\bar{\sigma}, e\sigma} (\mathbf{1} - \mathbf{r}_{h\bar{\sigma}, e\sigma}^\dagger \mathbf{r}_{h\bar{\sigma}, e\sigma}). \quad (8)$$

Substitution of Eq. (5b) into Eq. (8) yields the shot-noise power of a ballistic point contact, plotted in Fig. 1. The shot noise increases from complete suppression for a nonferromagnetic ($h_0 = 0$) junction to twice the Poisson noise for a half-metallic ferromagnet ($h_0 = E_F$). The initial increase is slow, indicating that the N_I modes undergo nearly complete Andreev reflection. However, for higher exchange energies the Andreev reflection probability decreases in favor of the normal reflection probability. This is manifested by the increase in the shot-noise power.

The second system we consider is a FIFS junction which contains a planar tunnel barrier (I) at $x = -L$. The barrier is modeled by a channel- and spin-independent transmission probability $\Gamma \in [0, 1]$. The matrix $\mathbf{r}_{h\bar{\sigma}, e\sigma}^\dagger \mathbf{r}_{h\bar{\sigma}, e\sigma}$ in Eq. (4) is diagonal, with elements

$$\begin{aligned} |r_{h\bar{\sigma}, e\sigma}|^2 = & \Gamma^2 |r_{he}|^2 \{1 + 2\rho^2 \cos(\chi_\uparrow - \chi_\downarrow) + \rho^4 \\ & + 2r_{ee}\rho(1 + \rho^2)(\cos \chi_\uparrow + \cos \chi_\downarrow) \\ & + 2r_{ee}^2 \rho^2 [1 + \cos(\chi_\uparrow + \chi_\downarrow)]\}^{-1}, \quad (9) \end{aligned}$$

where $\rho \equiv \sqrt{1 - \Gamma}$ and $\chi_\sigma \equiv 2k_\sigma L$. Equation (9) describes resonant Andreev reflection: Because of the different wave vectors of up electrons and down holes, $|r_{h\bar{\sigma}, e\sigma}|^2$ varies as a function of χ_\uparrow and χ_\downarrow between Γ^2 , the value for a two-particle tunneling process, and 1 for full resonance. The conductance G_{FIFS} is evaluated by substitution of Eq. (9) into Eq. (4). It is depicted in Fig. 2 as a function of L for $h_0 = 0.2E_F$ and $\Gamma = 0.1$. The resonances have a dominant period $\delta L = \pi \hbar v_F / 2h_0 (= 5\pi k_F^{-1}$ in Fig. 2), which is caused by the simplest round trip containing two Andreev reflections and two barrier reflections. Superimposed one sees oscillations with smaller period, caused by longer trajectories in which also nor-

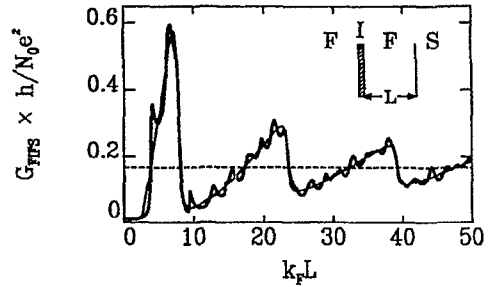


FIG. 2. The conductance G_{FIFS} of a clean FIFS junction containing a planar tunnel barrier (transparency Γ) on the ferromagnetic side, as a function of the separation L from the interface (see inset). The thick solid line is computed from Eq. (9) for $\Gamma = 0.1$, $h_0 = 0.2E_F$. For the thin line normal reflection at the FS interface is neglected ($r_{ee} = 0$). The dashed line is the classical large- L limit.

mal reflections at the FS interface occur. This becomes clear when we calculate G_{FS} with r_{ee} set to zero, which is also shown in Fig. 2. For large L , G_{FIFS} approaches the classical (i.e., all interferences are neglected) value $4(e^2/h)N_I\Gamma/(2 - \Gamma)$. The oscillations in Fig. 2 are distinct from the Tomasch oscillations known to occur in the *nonlinear* differential conductance of NINS junctions [19]. There, quasibound states arise because electron and hole wave vectors disperse if $\varepsilon > 0$. However, in linear response $G_{NINS} = 4(e^2/h)N_0\Gamma^2/(2 - \Gamma)^2$, independent of L [10]. In the ferromagnetic junction the resonances do not vanish in linear response, in contrast to the Tomasch oscillations. The quasibound states at the Fermi level are a direct consequence of the change in spin band upon Andreev reflection.

We believe that both phenomena are experimentally accessible. The FS point contact can be constructed according to the nanofabrication technique of Ref. [20]. The FIFS junction can be made by growing a wedge-shaped layer of ferromagnet on a superconducting substrate and then depositing a thin oxide layer. This allows a measurement of G_{FIFS} for different values of L . It is not necessary for the contact area to be small, so that no nanofabrication techniques are needed. (Note that in order to observe the resonances due to the quasibound states it is not essential that the contact on top of the barrier is a ferromagnet.) To estimate the effect of disorder (growth imperfections and impurities) on the resonances, we have numerically calculated G_{FIFS} for a disordered ferromagnet between the barrier and the FS interface. The computations are similar to the NS case treated in Ref. [21]. The disordered region is modeled by a tight-binding Hamiltonian on a square lattice with a random impurity potential at each site. (For computational efficiency the geometry is two dimensional, but this makes no qualitative difference.) The matrix $\mathbf{r}_{h\bar{\sigma}, e\sigma}$ is obtained by combining the scattering matrix of the disordered region with the reflection coefficients for the FS interface (5). We then calculate G_{FS} through Eq. (4). The result for various disorder strengths is shown in Fig. 3. For the clean case we recognize a behavior similar to Fig. 2.

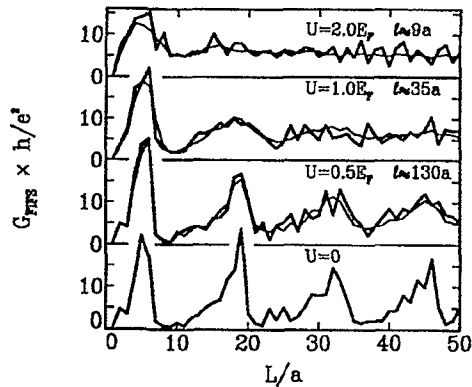


FIG. 3. Numerical calculation of the effect of disorder in the ferromagnet on the oscillations shown in Fig. 2 for a clean junction. The disordered region is modeled by a $L \times W$ square lattice (lattice constant a) with random on-site disorder (uniformly distributed between $\pm U/2$). The width $W = 101a$ is fixed, and the length L is varied on the horizontal axis. The results shown are for $E_F = \hbar^2/2ma^2$, $h_0 = 0.2E_F$, $\Gamma = 0.1$, and for various U . For each disorder strength U the bulk mean free path ℓ is given. Thick lines belong to one realization of disorder, thin to an average over 20 realizations.

Adding some disorder removes the small-period oscillations but preserves the dominant oscillations. Only quite a strong disorder (for the top curve $k_F \times$ bulk mean free path ≈ 9) is able to smooth away the resonances.

In summary, we have shown that the transport properties of ferromagnet-superconductor junctions are qualitatively different from the nonferromagnetic case, because the Andreev reflection is modified by the exchange interaction in the ferromagnet. Two illustrative examples have been given: For a ballistic FS point contact it is found that the conductance can be either larger or smaller than the normal-state value and for an FIFS junction containing a tunnel barrier conductance resonances are predicted to occur in linear response.

We are especially grateful to H. van Houten for suggesting the problem treated in this Letter. Furthermore, we thank P.J. Kelly and C.M. Schep for useful discussions. This research was supported by the Dutch Science Foundation NWO/FOM.

[1] A. F. Andreev, Zh. Eksp. Teor. Fiz. **46**, 1823 (1964) [Sov. Phys. JETP **19**, 1228 (1964)].

- [2] A recent review is R. Meservey and P. M. Tedrow, Phys. Rep. **238**, 173 (1994).
- [3] F. Stageberg, R. Cantor, A. M. Goldman, and G. B. Arnold, Phys. Rev. B **32**, 3292 (1985).
- [4] M. J. DeWeert and G. B. Arnold, Phys. Rev. Lett. **55**, 1522 (1985); Phys. Rev. B **39**, 11 307 (1989).
- [5] S. V. Kuplevakhski and I. I. Fal'ko, Fiz. Met. Metalloved. **71**, 68 (1991) [Phys. Met. Metallogr. (USSR) **71**, 65 (1991)].
- [6] L. N. Bulaevski, A. I. Buzdin, and S. V. Panjukov, Solid State Commun. **44**, 539 (1982).
- [7] S. V. Kuplevakhski and I. I. Fal'ko, Fiz. Met. Metalloved. **62**, 13 (1986) [Phys. Met. Metallogr. (USSR) **62**, 8 (1986)]; Pis'ma Zh. Eksp. Teor. Fiz. **52**, 957 (1990) [JETP Lett. **52**, 340 (1990)].
- [8] C. Fierz, S.-F. Lee, J. Bass, W. P. Pratt, Jr., and P. A. Schroeder, J. Phys. Condens. Matter **2**, 9701 (1990).
- [9] V. T. Petrashov, V. N. Antonov, S. V. Maksimov, and R. Sh. Shakhadarov, Pis'ma Zh. Eksp. Teor. Fiz. **59**, 523 (1994) [JETP Lett. **59**, 551 (1994)].
- [10] G. E. Blonder, M. Tinkham, and T. M. Klapwijk, Phys. Rev. B **25**, 4515 (1982).
- [11] C. J. Lambert, J. Phys. Condens. Matter **3**, 6579 (1991).
- [12] Y. Takane and H. Ebisawa, J. Phys. Soc. Jpn **61**, 1685 (1992).
- [13] C. W. J. Beenakker, Phys. Rev. B **46**, 12 841 (1992).
- [14] P. A. de Gennes, *Superconductivity of Metals and Alloys* (Benjamin, New York, 1966).
- [15] This is the Andreev approximation [1]. One can easily go beyond it by including terms of order Δ/E_F in Eqs. (5) and (6). We have checked that this has only a small influence on our final results. In fact, the larger h_0 , the more accurate is the Andreev approximation.
- [16] V. A. Khlus, Zh. Eksp. Teor. Fiz. **93**, 2179 (1987) [Sov. Phys. JETP **66**, 1243 (1987)].
- [17] G. B. Lesovik, Pis'ma Zh. Eksp. Teor. Fiz. **49**, 513 (1989) [JETP Lett. **49**, 592 (1989)]; M. Büttiker, Phys. Rev. Lett. **65**, 2901 (1990).
- [18] M. J. M. de Jong and C. W. J. Beenakker, Phys. Rev. B **49**, 16 070 (1994).
- [19] W. J. Tomasch, Phys. Rev. Lett. **15**, 672 (1965); **16**, 16 (1966); W. L. McMillan and P. W. Anderson, Phys. Rev. Lett. **16**, 85 (1966); A. Hahn, Phys. Rev. B **31**, 2816 (1985).
- [20] P. A. M. Holweg, J. A. Kokkedee, J. Caro, A. H. Verbruggen, S. Radelaar, A. G. M. Jansen, and P. Wyder, Phys. Rev. Lett. **67**, 2549 (1991).
- [21] I. K. Marmoros, C. W. J. Beenakker, and R. A. Jalabert, Phys. Rev. B **48**, 2811 (1993).