

RESEARCH ARTICLE

# Annual Migration of *Agrotis segetum* (Lepidoptera: Noctuidae): Observed on a Small Isolated Island in Northern China

Jianglong Guo<sup>1,2</sup>, Xiaowei Fu<sup>1</sup>, Xiao Wu<sup>1,2</sup>, Xincheng Zhao<sup>2</sup>, Kongming Wu<sup>1\*</sup>

**1** State Key Laboratory for Biology of Plant Diseases and Insect Pests, Institute of Plant Protection, Chinese Academy of Agricultural Sciences, Beijing, China, **2** Department of Entomology, College of Plant Protection, Henan Agricultural University, Zhengzhou, China

\* [kmwu@ippcaas.cn](mailto:kmwu@ippcaas.cn)



CrossMark  
click for updates

## OPEN ACCESS

**Citation:** Guo J, Fu X, Wu X, Zhao X, Wu K (2015) Annual Migration of *Agrotis segetum* (Lepidoptera: Noctuidae): Observed on a Small Isolated Island in Northern China. PLoS ONE 10(6): e0131639. doi:10.1371/journal.pone.0131639

**Editor:** Claude Wicker-Thomas, CNRS, FRANCE

**Received:** March 3, 2015

**Accepted:** June 5, 2015

**Published:** June 26, 2015

**Copyright:** © 2015 Guo et al. This is an open access article distributed under the terms of the [Creative Commons Attribution License](https://creativecommons.org/licenses/by/4.0/), which permits unrestricted use, distribution, and reproduction in any medium, provided the original author and source are credited.

**Data Availability Statement:** All relevant data are within the paper.

**Funding:** This work was supported by National Natural Science Foundation of China (grant number 31321004), <http://www.nsf.gov.cn/>, (KMW). The funder had no role in study design, data collection and analysis, decision to publish, or preparation of the manuscript.

**Competing Interests:** The authors have declared that no competing interests exist.

## Abstract

Migration behavior of the turnip moth, *Agrotis segetum* (Lepidoptera: Noctuidae), is not well known by far. Here, we present the data from an 11-year study on *A. segetum* by means of searchlight trapping and ovarian dissection on Beihuang (BH) Island, which located in the center of the Bohai Strait in northern China. The data showed a large number of *A. segetum* flight across the strait each year, which provides direct evidence that *A. segetum* is a long-distance migrant, migrating at least 40 - 60 km to reach the trapping site. The migration period during 2003-2013 ranged from 115 to 172 d. Among the catches, the proportion of females was significantly higher than that of males in each month from May to September. Ovarian dissection showed that the proportion of mated females and the proportion of sexually mature females was significantly higher than that of unmated females and sexually immature females in early summer, respectively, but conversely in autumn. The early summer populations migrate in a south-north direction, which might undertake a long-distance flight on several successive nights. The autumn populations migrate in a north-south direction, which might originate not far from the trapping site. Based on these findings, the migratory physiology of *A. segetum* was discussed.

## Introduction

The turnip moth, *Agrotis segetum* Denis and Schiffmaller (Lepidoptera: Noctuidae), is one of the most important crop pests which distributed widely in Europe, Asia and Africa [1–4]. *A. segetum* larvae, also called cutworms, are a kind of soil pest damaging crops by feeding or ‘cutting’ the stems of seedlings at or below the growing point. Many important crops and vegetables, such as wheat, corn, potato, pea, sorghum, cabbage, and beet, can be infested by *A. segetum* [5–8]. In order to develop effective management strategies on *A. segetum*, many studies have focused on monitoring and biological control, including investigations using traps, pathogenic viruses and bacteria, [6,9–17].

Migration, a seasonal to and from movement of insect populations between regions where conditions are alternately favorable or unfavorable (involves adaptations for escaping from ecological and environmental stresses, i.e. climatic conditions, food sources, etc.), is an important reason for crop pest sudden outbreaks [18–21]. Well-understanding of insect migration facilitates the development of forecasting systems, and enables the design of sound management strategies. On the one hand, it is commonly accepted that the widely distribution of *A. segetum* due to the strong potential to undertake long-distance migration, and recently radar observations also confirmed that [22]. However, it is still unclear (1) whether the migration of this species is a regular ecological behavior, and if so, (2) what pattern of seasonal migration this species exhibits in case of a regular ecological behavior. On the other hand, the ‘oogenesis-flight syndrome’, namely the onset of oogenesis causes a cessation of migratory behavior, was first noted by Kennedy [23] and thoroughly reviewed and defined as a general principle by Johnson [18, 24]. The principle of oogenesis-flight syndrome has been widely accepted and used as model in migration research. Whether the migration of *A. segetum* is bound by the ‘oogenesis-flight syndrome’ remains unknown.

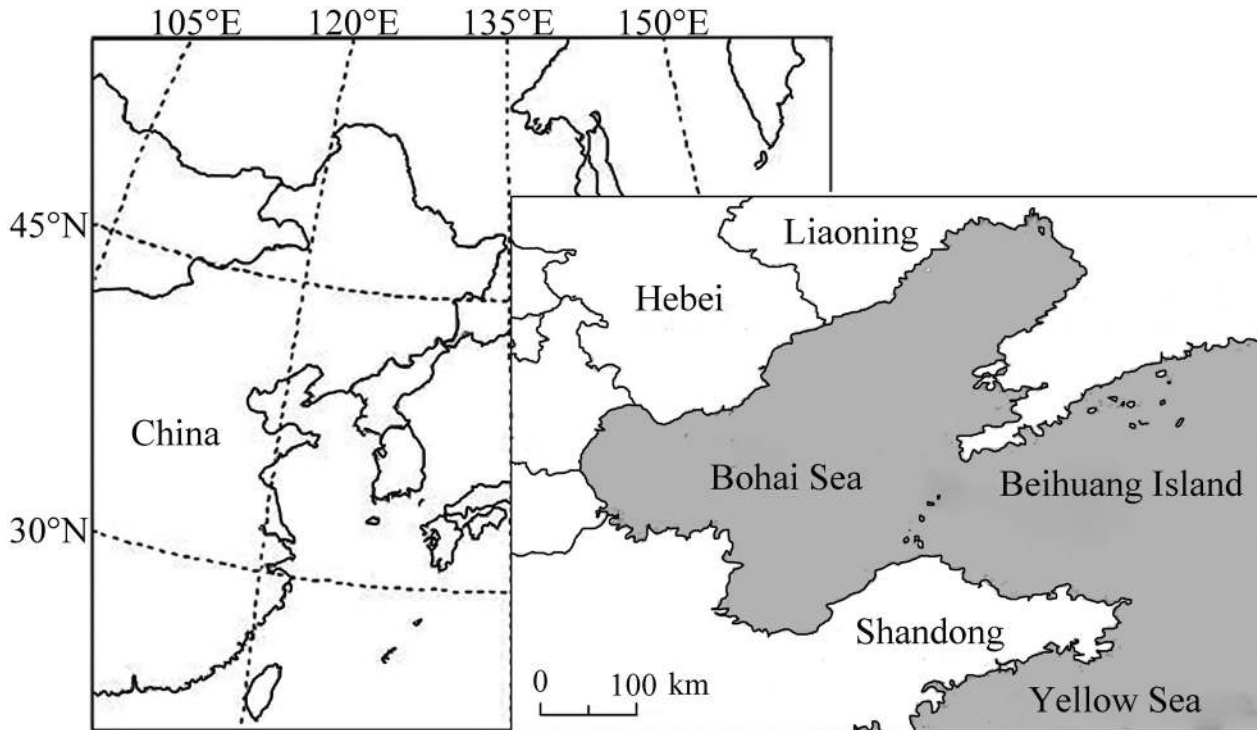
The data presented here are the results from a long-term investigation on seasonal migration of *A. segetum* across the sea, which was carried out by means of searchlight trapping and ovarian dissection on a small isolated island, Beihuang (BH), located in the center of the Bohai strait in northern China. BH, as well as its neighbor islands, is an ideal site for investigating insect migration because (1) it is a long distance far away from the mainland, about 60 km to the south and 40 km to the north; (2) no arable lands and no original agricultural insect pests are present. The findings of this study can improve our knowledge for understanding the migration behavior of *A. segetum*, as well as its population and evolutionary ecology. It is also helpful for us to develop more effective management strategies against this pest species.

## Materials and Methods

### Location and trapping techniques

Searchlight trapping was carried out from April to October during 2003–2013 on BH (38°24′N; 120°55′E). BH is a small island with ~ 2.5 km<sup>2</sup> area, located in the center of the Bohai Strait, at a distance of ~ 60 km from the mainland to the south and ~ 40 km to the north (~ 2.5 km from the neighbor Nanhuang Island) (Fig 1). As the Chinese Academy of Agricultural Sciences is an affiliated part of the Ministry of Agriculture of the People’s Republic of China, no specific permits were required for this study. No endangered or protected species were involved in this study. A vertical-pointing searchlight trap positioned on a platform ~8 m above sea level (asl), was used to attract and capture high-altitude migrants (up to ~500 m asl) [25]. The trap was equipped with a 1,000 W metal halide lamp (model JLZ1000BT; Shanghai Yaming Lighting Co. Ltd., Shanghai, China), that produces a vertical beam of light with a luminous flux of 105,000 lm, a color temperature of 4,000 K, and a color rendering index of 65 [26].

The searchlight trap was switched on at sunset and switched off at sunrise on all nights during the period of study, with the exception of days that exhibited power cuts or when heavy rain occurred. Trapped insects were collected with a nylon net bag (60 mesh) beneath the trap, which was changed manually every 2 h each night. The trapped insects were kept in a freezer at -20°C for 4 h before being identified. To confirm whether there is local population of *A. segetum* on BH, visual observations were carried out daily to detect *A. segetum* larvae on any potential wild host plants from spring to autumn during 2009–2013.



**Fig 1. Maps showing the zone of East Asia and the position of Beihuang (BH) Island, the searchlight trapping site (right-hand map), relative to the Bohai Sea and Yellow Sea.**

doi:10.1371/journal.pone.0131639.g001

### Ovarian dissection

To test the hypothesis of ‘oogenesis-flight syndrome’, a subsample of 20 *A. segetum* females (or all individuals if the total capture was < 20), were randomly selected from each night’s catch, and were dissected under a stereomicroscope (model JNOEC-Jsz4; Motic China Group Co. Ltd., Xiamen, China) to determine the development level of the ovary from 2010–2013. The level of ovarian development (level 1–5) was estimated according to the criteria described by Li et al. [27] and Qi et al. [28]. The females with ovarian development level 1 and level 2 were regarded as “sexually immature individuals”, and those with level 3–5 were regarded as “sexually mature individuals” [27,28]. The average monthly level of ovarian development was calculated as the sum of individual levels of ovarian development divided by the number of females dissected. The presence and number of spermatophores in the female spermatheca was used to determine the mating occurrence of *A. segetum* [29]. The proportion of mated females is calculated by the number of mated females divided by the number of dissected females.

### Data analysis

All collected *A. segetum* were trapped at night. Date of trapping indicates the period from sunset of that day to sunrise of the next day. In order to show the annual pattern of migration, the nightly catches of each year, as well as the nightly mean catches of 2003–2013 were presented. In addition, the proportion of mated females and the proportion of sexually matured females for each night were calculated. The data were subject to one-way analysis of variance (ANOVA), with month as the fixed effect and year as the random effect (PROC ANOVA) to determine the effect of time. If the ANOVA indicated a significant difference between months, Tukey’s HSD (honestly significant difference) test was followed to separate the means.

Differences of the mean proportion of females and males (i.e. sex ratio, females: males) in each month from 2010 to 2013 with the ratio of 1:1 were compared by using chi-square test (PROC FREQ). Due to the lack or incomplete of data of the sex ratio, the data of 2003–2009 and 2014 were not included for analysis. Except the analysis of the sex ratio with SAS software [30], other statistical analyzes were performed by SPSS software [31].

## Results

### Annual and monthly pattern of migration

During the study period of 2003–2013, no *A. segetum* larvae were found on BH. However *A. segetum* adults were regularly captured in the searchlight trap, strongly suggesting that *A. segetum* moths immigrate from the mainland rather than emerging locally. They migrated at least 40 to 60 km to reach the trapping site across the sea. The total number of captured *A. segetum* individuals during the 11-year period was 16875, and for each year the number ranged from 494 to 3660, except for 27 individuals in 2003 (Fig 2).

Besides the annual fluctuations in the number of *A. segetum* moths, we also observed considerable variation in months from May to September. Light trapping indicated that there were three noticeable peak periods of migration over the sea, namely, in late-May, early- and late-July, mid-September to early-October (Fig 3). There were no catches in late-October (Fig 3). There was significant inter-month difference ( $F = 4.46, df_1 = 6, df_2 = 63, P = 0.001$ ) in the nightly mean catches of *A. segetum* in the 11 years (Fig 3).

The first capture of *A. segetum* generally occurred in late-April and early-May and the latest generally in late-October. The mean time from the earliest trapping to the latest trapping of

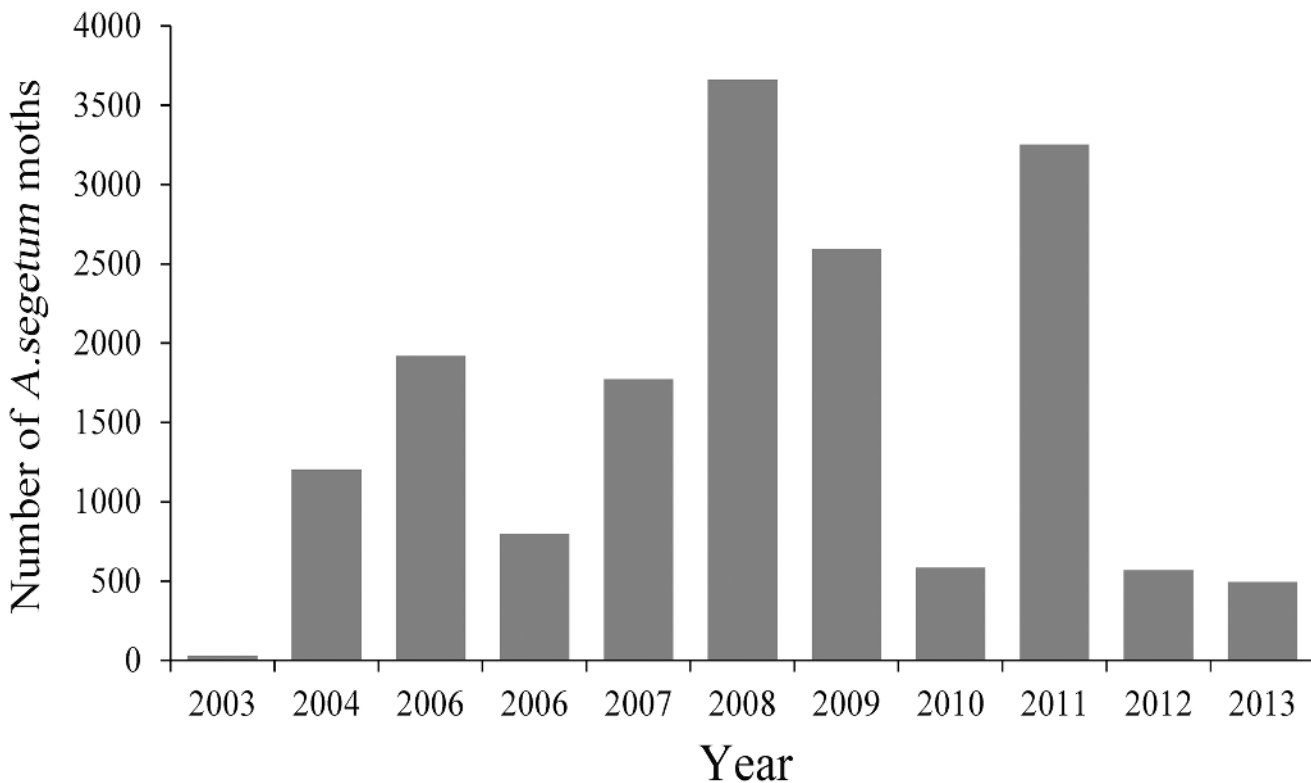
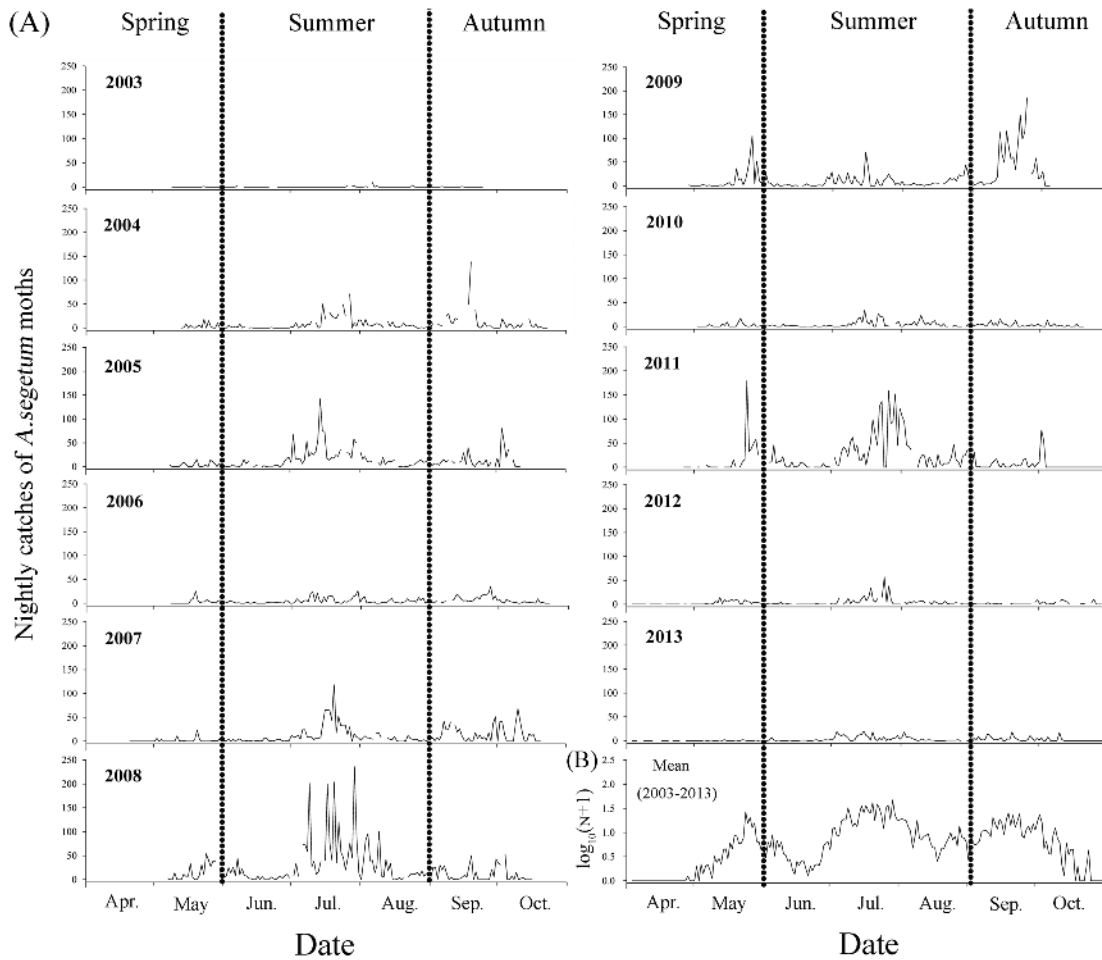


Fig 2. Annual catches of *A. segetum* in the searchlight trap on BH from 2003 to 2013.

doi:10.1371/journal.pone.0131639.g002



**Fig 3. Nightly catches (A) and mean logarithm of numbers in the 11 years (B) of *A. segetum* in the searchlight trap on BH from April to October.**

doi:10.1371/journal.pone.0131639.g003

*A. segetum* within a year is  $156 \pm 5$  d, and the shortest time span is 115 d in 2003 and the longest 172 d in 2012 (Table 1).

### Sex ratio, proportion of mated females, and ovarian development

From May to September 2010–2013, the vast majority of trapped *A. segetum* were females and chi-square tests showed that the sex ratio (females: males, monthly sum of catches) was significantly higher than 1:1 in all months: May,  $\chi^2 = 25.24$ ,  $df = 1$ ,  $P < 0.001$ ; June,  $\chi^2 = 15.13$ ,  $df = 1$ ,  $P < 0.001$ ; July,  $\chi^2 = 187.14$ ,  $df = 1$ ,  $P < 0.001$ ; August,  $\chi^2 = 58.59$ ,  $df = 1$ ,  $P < 0.001$ ; September,  $\chi^2 = 57.07$ ,  $df = 1$ ,  $P < 0.001$ . However, there was no significant inter-month difference ( $F = 0.07$ ,  $df_1 = 4$ ,  $df_2 = 15$ ,  $P = 0.99$ ) in the mean proportion of females from 2010–2013 (Fig 4A and 4B).

The proportions of mated females with respect to all dissected females, however, varied considerably between months ( $F = 57.51$ ,  $df_1 = 4$ ,  $df_2 = 15$ ,  $P < 0.001$ ) (Fig 4C and 4D). The proportion of mated females in May and June reached  $87.11 \pm 1.37\%$ ,  $81.38 \pm 4.79\%$ , respectively, which were significantly (May:  $t = 20.49$ ,  $df = 6$ ,  $P < 0.001$ ; June:  $t = 5.15$ ,  $df = 6$ ,  $P = 0.014$ ) higher than the mean proportion of unmated individuals (Fig 4C and 4D). The proportion of mated females in July was  $62.72 \pm 6.33\%$  and was not significantly different ( $t = 1.95$ ,  $df = 6$ ,

**Table 1. Dates of first and final capture of *A. segetum* and duration of capture period in the eleven years on Beihuang Island in northern China.**

Year	Date of first capture (n) <sup>a</sup>	Date of final capture (n) <sup>a</sup>	Duration of capture(d)	Date of peak catches (n) <sup>a</sup>
2003	23 May (1)	15 September (1)	115	06 August (10)
2004	14 May (1)	20 October(2)	159	19 September (138)
2005	08 May (3)	08 October (14)	153	14 July (142)
2006	17 May (7)	20 October (2)	156	27 September (35)
2007	02 May (6)	17 October (14)	168	20 July (118)
2008	07 May (2)	12 October (4)	158	29 July (236)
2009	28 April (1)	01 October (30)	156	24 September (185)
2010	07 May (4)	17 October (5)	163	15 July (34)
2011	06 May (5)	03 October (55)	150	24 May (180)
2012	06 May (1)	25 October (10)	172	24 July (57)
2013	05 May (1)	11 October (3)	159	15 July (20)

<sup>a</sup> The numbers of *A. segetum* moths captured are given in parentheses next to the date of capture.

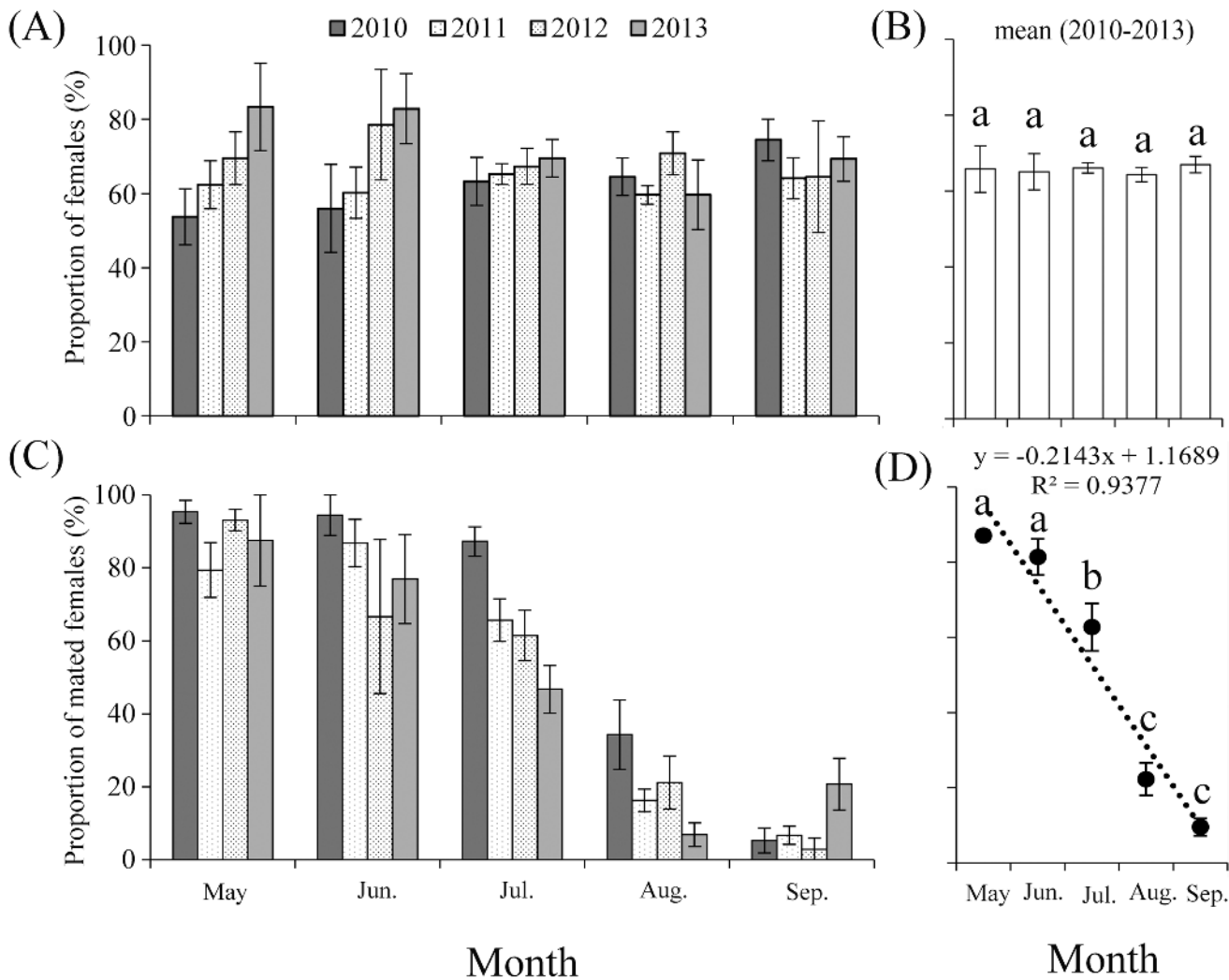
doi:10.1371/journal.pone.0131639.t001

$P = 0.15$ ) from the mean proportion of unmated individuals. In August and September, however, the proportion of mated females declined rapidly and dropped to  $22.28 \pm 4.33\%$ ,  $9.52 \pm 2.30\%$ , respectively, which was significantly (August:  $t = -5.96$ ,  $df = 6$ ,  $P = 0.009$ ; September:  $t = -12.42$ ,  $df = 6$ ,  $P = 0.001$ ) lower than the mean proportion of unmated individuals (Fig 4C). Thus, the proportion of mated females has a significant falling trend from May to September during the 11 years (linear model,  $y = -0.2143x + 1.1689$ ;  $R^2 = 0.9377$ ,  $F = 45.13$ ,  $P = 0.007$ ) (Fig 4D). Among the mated females, the vast majority just mated once, some mated twice, and only a few mated three and four times in the first three months (May, June, and July). Most of mated females mated once in August and September (Fig 5).

The ovaries of captured females from May to September show different levels of development (Fig 6A). The proportion of sexually immature females with the ovaries at the development level 1 and 2 exhibited an upward trend from May to September during 2010–2013 (Fig 6A). In other words, the proportion of sexually mature females (ovarian development levels 3–5) showed an apparent downward trend from May to September (linear model,  $y = 0.1993x + 1.115$ ;  $R^2 = 0.9019$ ,  $F = 27.59$ ,  $P = 0.013$ ) (Fig 6B). In May, most of *A. segetum* females showed a certain degree of ovarian development, at the levels 3–5, and the mean proportion of sexually mature females reached  $84.02 \pm 3.28\%$ , which was significant ( $t = 8.02$ ,  $df = 6$ ,  $P = 0.004$ ) higher than the mean proportion of sexually immature females. The mean proportions of sexually mature females in June and July reached  $78.34 \pm 7.43\%$ ,  $63.58 \pm 6.41\%$ , respectively, which was not significantly different (June:  $t = 2.52$ ,  $df = 6$ ,  $P = 0.086$ ; July:  $t = 2.08$ ,  $df = 6$ ,  $P = 0.130$ ) from the mean proportion of sexually immature females. However, the proportion of sexually mature females declined rapidly and dropped to  $18.28 \pm 2.44\%$ ,  $14.42 \pm 3.90\%$  in August and September, respectively, which was significantly (August:  $t = -10.91$ ,  $df = 6$ ,  $P = 0.002$ ; September:  $t = -7.26$ ,  $df = 6$ ,  $P = 0.005$ ) lower than the mean proportion of sexually immature (Fig 6B).

## Discussion

During 11 years of searchlight trapping study on BH provided direct evidence that *A. segetum* is a long-distance migrant (which flight at least 40–60 km across the Bohai Strait), because no host crops or larvae of this species were found on this small isolated island. The trapping results also suggested that the migration of *A. segetum* is a regular ecological behavior, and not an occasional phenomenon. The migratory populations of *A. segetum* showed significant seasonal oscillations, which might be related to the population size in their original areas. A similar

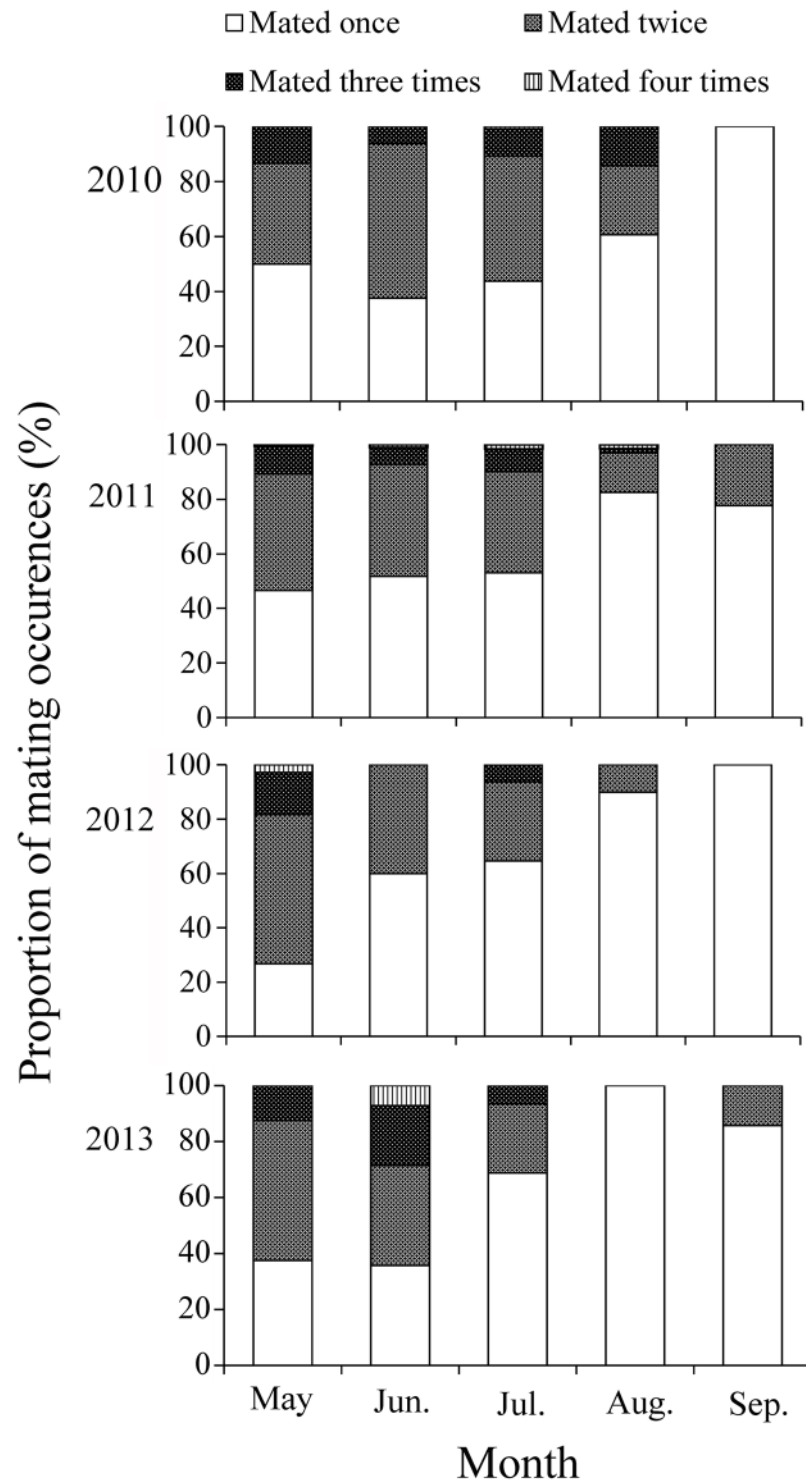


**Fig 4. Proportion of females (A-B) and proportion of mated females (C-D) of *A. segetum* captured in the searchlight trap on BH during 2010–2013.** The histograms in A and C indicate mean daily proportion in each month, and the error bars represent standard errors between days in that month. The histograms in B and the lines in D indicate mean proportion of females and mated females from 2010–2013 in each month, and the error bars represent standard errors between years in that month. Bars sharing the same letter indicate that there were no significant inter-month differences at the 5% level by Tukey's HSD tests. Few moths were trapped in April and October, so these months are not presented and the same below. Linear model (dotted lines):  $y = -0.2143x + 1.1689$ ;  $R^2 = 0.9377$ .

doi:10.1371/journal.pone.0131639.g004

phenomenon was also observed in previous studies of other migratory species, such as the beet armyworm *Spodoptera exigua*, *H. armigera*, the meadow moth *Loxostege sticticalis*, the yellow dragonfly *Pantala flavescens*, *Apolygus lucorum*, and *P. xylostella* [25,32–41].

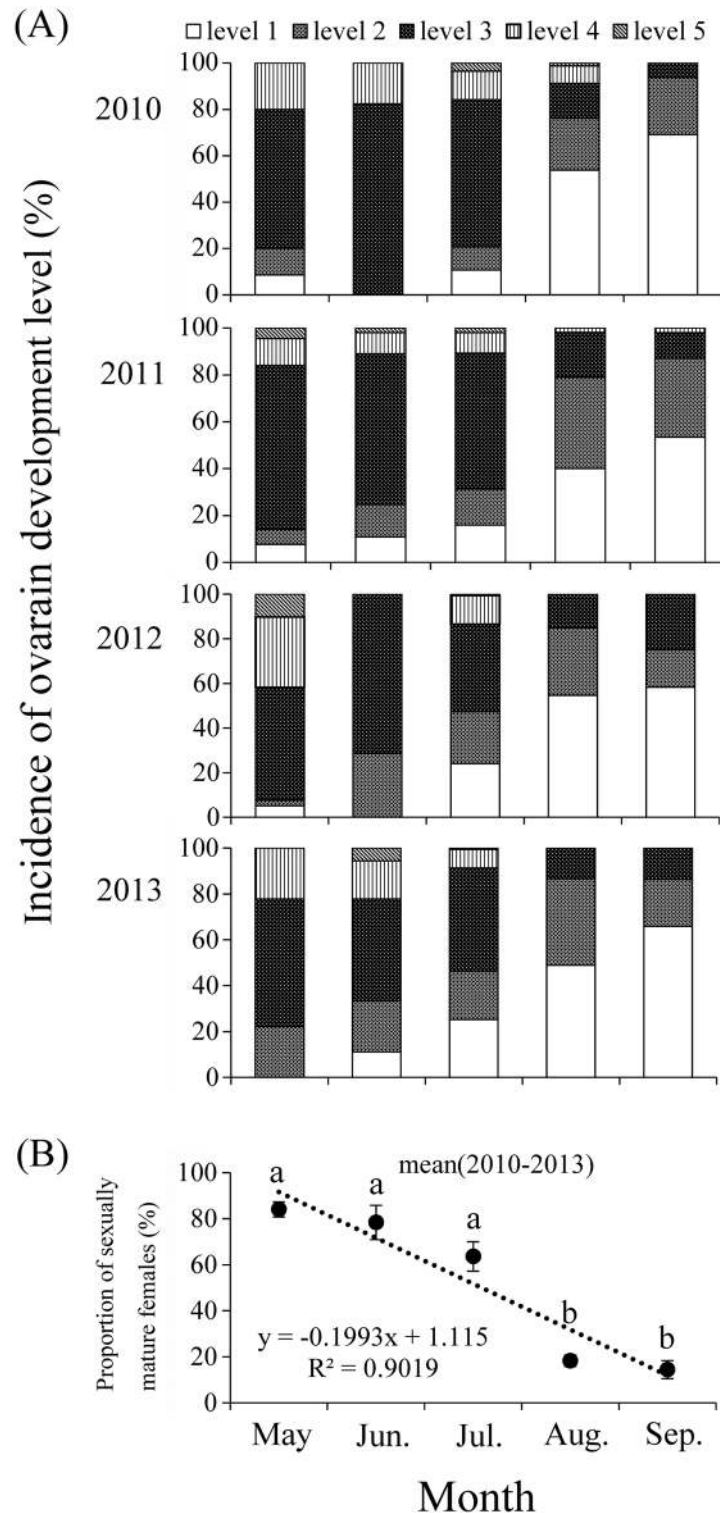
The catches of *A. segetum* include both females and males, but their ratio is biased, i.e. the proportion of females was significantly higher than that of males in each month from May to September 2010–2013. The different catches between females and males may indicate that *A. segetum* females have greater flight capability than males or females are more attracted to light because many insect species have noticeable sexual differences in the behavior of flight-to-light [42]. Meanwhile, it had been demonstrated that the flight performance of insects is affected by many factors, including gender [19,43]. To verify the sexual difference in the flight performance and sensitivity to light of *A. segetum*, further flight mill experiments or other related experiments are needed.



**Fig 5. Proportion of mating occurrences of *A. segetum* females captured in the searchlight trap on BH during 2010–2013.**

doi:10.1371/journal.pone.0131639.g005





**Fig 6. Incidence of ovarian development (A) and mean proportion of sexually mature females (B) of *A. segetum* captured in the searchlight trap on BH during 2010–2013.** The lines in B indicate average proportion of sexually mature females from 2010 to 2013 in each month, and the error bars represent standard errors between years in that month. Bars sharing the same letter indicate that there were no significant inter-month differences at the 5% level by Tukey’s HSD tests. Linear model (dotted lines):  $y = -0.1993x + 1.115$ ;  $R^2 = 0.9019$ .

doi:10.1371/journal.pone.0131639.g006

Migratory behavior in insects correlates with reproductive development in females, i.e. migration often occurs during the pre-reproductive stage of adults (the primary stage of ovarian development) [18,24,44,45]. Unexpectedly, the results of dissecting females clearly showed that mated and sexually mature females of *A. segetum* predominated in early summer. It suggests that the migration of *A. segetum* is not inhibited by the developed ovary and mating, in other words, the migration is not in line with the hypothesis of oogenesis-flight syndrome. Similar results were also observed in *P. xylostella* and armyworm *Mythimna separata* [38,46]. On the contrary, *A. segetum* captured in September and October were significantly lower in the proportion of sexually mature females than in other months. This finding is consistent with the viewpoint of migration initiated by sexually immature individuals [23,44,47–49]. The migratory events of the same species show different patterns in different seasons.

The seasonal differences in the reproductive status of migratory females of *A. segetum* could be explained by the different flight distance and the temperature variation between seasons. In early summer, *A. segetum* migrates in the direction from the south to the north. The catches of *A. segetum* in the trapping site might have undertaken a long-distance flight on several successive nights [38]. During this period, the ovary development and mating behavior occurred. While, in autumn, *A. segetum* migrating in the direction from the north to the south, originates not far away from the trapping site. In addition, the different temperature of summer and autumn exhibit effects on the development of the ovary. In *A. ipsilon*, the development of the ovaries is slower in autumn than in spring [49]. Temperature is an important factor affecting ovary development via regulating the release of juvenile hormone. The lower temperature, plus short photoperiod inhibits the synthesis and secretion of JH.

The current study provides a direct evidence that *A. segetum* can migrate across the Bohai Strait, thus the hypothesis that *A. segetum* is a migratory species is confirmed. These findings are essential for the development of forecasting systems of spread. Despite the fact that the exact origin area of trapped *A. segetum* in this study is still unclear, it may be likely that the migration path way of this species was similar to that of other noctuid species in the same site and situation [25,35–37], which migrate toward the north in prevailing southerly winds during spring and summer, and return back in prevailing northerly winds during autumn. In order to make more precise prediction, studies are needed to clarify the migration trajectories by using a variety of methods, such as detecting insecticide resistance, tracing elements in the insect's body, and genetic diversity [50–53].

## Author Contributions

Conceived and designed the experiments: JLG KMW. Performed the experiments: JLG XWF XW. Analyzed the data: JLG XWF. Contributed reagents/materials/analysis tools: JLG XWF. Wrote the paper: JLG XWF XW KMW.

## References

1. Lv Z, Wang PL, Zhang QH, Gong ZZ, Ding H. Relationships between overwintering *Agrotis segetum* population and snow. *Chin J Ecol*. 2006; 25(12): 1532–1534. (In Chinese with English abstract).
2. Esbjerg P, Sigsgaard L. Phenology and pest status of *Agrotis segetum* in a changing climate. *Crop Prot*. 2014; 62: 64–71.
3. Tribel SA, Voblov AP. Be aware of cutworms. *Zascita Rastnij*. 1984; 4: 28–29.
4. Hülbert D, Süss A. Biologie und wirtschaftliche Bedeutung der Wintersaateule, *Scotia (Agrotis) segetum* Schiffermüller. *Beitr Ent*. 1983; 33 (2): 383–438.
5. Jana AK, Ghosh MR. Life history of *Agrotis segetum* Schiff: A new record as ear-cutting caterpillar of rice in West Bengal. *Ann Entomol*. 1994; 12: 95–98.

6. El-Salamouny S, Martin L, Manfred J, Jürg H, Johannes AJ. Comparative study on the susceptibility of cutworms (Lepidoptera: Noctuidae) to *Agrotis segetum* nucleopolyhedrovirus and *Agrotis ipsilon* nucleopolyhedrovirus. *J Invertb Pathol.* 2003; 84: 75–82.
7. Muska F, Jakl A. Damaging occurrence of turnip moth on sugar beet and fodder beet in the Czech Republic—a historical overview until 2005." *Listy Cukrovarnicke a Reparske.* 2009; 125(5–6): 170–173.
8. Esbjerg P, Lauritzen AJ. Oviposition response of the turnip moth to soil moisture. *Acta Agricul. Scand. Sect. B-Soil and Plant Sci.* 2010; 60(1): 89–94.
9. Gomma AA. Artificial medium for rearing the cutworm, *Agrotis segetum* Schiff. (Lepidoptera: Noctuidae). *Z Angew Zool.* 1978; 65: 45–50.
10. Sherlock PL. A method for mass-rearing the cutworm, *Agrotis segetum* in laboratory. *Ent Exp Appl.* 1979; 26: 245–251.
11. Zethner O, Khan BM, Chaudhry MI, Bolet B, Khan S, Khan H. *Agrotis segetum* granulosis virus as a control agent against field populations of *Agrotis ipsilon* and *A. segetum* (Lep: Noctuidae) on tobacco, okra, potato and sugar beet in northern Pakistan. *Entomophaga.* 1987; 32:449–455.
12. Caballero P, Vargas OE, Santiago AC. Efficacy of a Spanish strain of *Agrotis segetum* granulosis virus (Baculoviridae) against *Agrotis segetum* Schiff. (Lepidoptera: Noctuidae) on corn. *J Appl Entomol.* 1991a; 112: 59–64.
13. Caballero P, Vargas OE, Santiago AC. Parasitization of granulosis-virus infected and noninfected *Agrotis segetum* larvae and the virus transmission by three hymenopteran parasitoids. *Entomol Exp Appl.* 1991b; 58: 55–60.
14. Vosta M, et al. Monitoring of *Agrotis segetum* by using the light and pheromone traps. *Listy Cukrovarnicke a Reparske.* 2008; 124(9–10): 260–262.
15. Yin FF, Wang ML, Tan Y, Deng F, Vlak JM, Hu ZH. A functional F analogue of *Autographa californica* nucleopolyhedrovirus GP64 from the *Agrotis segetum* granulovirus. *J Virol.* 2008; 82(17): 8922–8926. doi: [10.1128/JVI.00493-08](https://doi.org/10.1128/JVI.00493-08) PMID: [18562524](https://pubmed.ncbi.nlm.nih.gov/18562524/)
16. Erasmus A, Van Rensburg JBJ, Van Den Berg J. Effects of Bt maize on *Agrotis segetum* (Lepidoptera: Noctuidae): a pest of maize seedlings. *Environ Entomol.* 2010; 39(2): 702–706. doi: [10.1603/EN09150](https://doi.org/10.1603/EN09150) PMID: [20388305](https://pubmed.ncbi.nlm.nih.gov/20388305/)
17. Hamadou-Charfi B, Boukedi H, Abdelkefi-Mesrati L, Tounsi S, Jaoua S. *Agrotis segetum* midgut putative receptor of *Bacillus thuringiensis* vegetative insecticidal protein Vip3Aa16 differs from that of Cry1Ac toxin. *J Invertebr Pathol.* 2013; 114(2): 139–143. doi: [10.1016/j.jip.2013.07.003](https://doi.org/10.1016/j.jip.2013.07.003) PMID: [23876657](https://pubmed.ncbi.nlm.nih.gov/23876657/)
18. Johnson CG. Migration and dispersal of insects by flight. Methuen & Co, London, UK. 1969.
19. Dingle H, Drake VA. What is migration? *BioScience.* 2007; 57: 113–121.
20. Southwood T. Migration of terrestrial arthropods in relation to habitat. *Biol reviews.* 1962; 37(2): 171–211.
21. Chapman JW, Drake VA, Reynolds DR. Recent insights from radar studies of insect flight. *Annu Rev Entomol.* 2011; 56: 337–356. doi: [10.1146/annurev-ento-120709-144820](https://doi.org/10.1146/annurev-ento-120709-144820) PMID: [21133761](https://pubmed.ncbi.nlm.nih.gov/21133761/)
22. Wood CR, Reynolds DR, Wells PM, Barlow JF, Woiwod IP, Chapman JW. Flight periodicity and the vertical distribution of high-altitude moth migration over southern Britain. *Bull Entomol Res.* 2009; 99(5): 525–535. doi: [10.1017/S0007485308006548](https://doi.org/10.1017/S0007485308006548) PMID: [19224662](https://pubmed.ncbi.nlm.nih.gov/19224662/)
23. Kennedy JS. A turning point in the study of insect migration. *Nature.* 1961; 189: 785–791.
24. Johnson CG. Physiological Factors in insect migration by flight. *Nature.* 1963; 198: 423–427.
25. Feng HQ, Wu XF, Wu B, Wu KM. Seasonal migration of *Helicoverpa armigera* (Lepidoptera: Noctuidae) over the Bohai Sea. *Econ Entomol.* 2009; 102: 95–104.
26. Feng HQ, Wu KM. Vertical-pointing Searchlight Trap. Beijing, China: Patent no. CN201020229775.3; 2010.
27. Li RD, Wang JQ, Su DM. Ovarian Dissection of Insects and Pest Forecasting. Fudan University Press, Shanghai, China (in Chinese). 1987.
28. Qi GJ, Lu F, Hu G, Wang FY, Gao Y, Li LH. The application of ovarian dissection in the research on migratory insects in China. *China Plant Prot.* 2011; 31: 18–22 (in Chinese with English abstract).
29. Khalifa A. Spermatophore production in *Galleria mellonella*. L. (Lepidoptera). *Proc R Ent Soc Lond.* 1950; 25: 32–42.
30. SAS Institute. SAS/STAT User's Guide. SAS Institute Inc., Cary, UMich, USA. 1990.
31. IBM SPSS Statistics 20 Brief Guide. IBM Corporation 1989; 2011.
32. Feng HQ, Wu KM, Cheng DF, Guo YY. Radar observations of the tutumn migration of the beet armyworm *Spodoptera exigua* (Lepidoptera: Noctuidae) and other moths in northern China. *B Entomol Res.* 2003; 93:115–124.

33. Feng HQ, Wu KM, Cheng DF, Guo YY. Northward migration of *Helicoverpa armigera* (Lepidoptera: Noctuidae) and other moths in early summer observed with radar in northern China. *Econ Entomol.* 2004a; 97:1874–1883.
34. Feng HQ, Wu KM, Cheng DF, Guo YY. Spring migration and summer dispersal of *Loxostege sticticalis* (Lepidoptera: Pyralidae) and other insects observed with radar in northern China. *Environ Entomol.* 2004b; 33: 1253–1265.
35. Feng HQ, Wu KM, Ni YX, Cheng DF, Guo YY. High-altitude windborne transport of *Helicoverpa armigera* (Lepidoptera: Noctuidae) in mid-summer in northern China. *J Insect Behav.* 2005; 18: 335–349.
36. Feng HQ, Wu KM, Ni YX, Cheng DF, Guo YY. Nocturnal migration of dragonflies over the Bohai Sea in northern China. *Ecol Entomol.* 2006; 31: 511–520.
37. Feng HQ, Zhao XC, Wu XF, Wu B, Wu KM. Autumn migration of *Mythimna separata* (Lepidoptera: Noctuidae) over the Bohai Sea in Northern China. *Environ Entomol.* 2008; 37: 774–781. PMID: [18559184](#)
38. Fu XW, Xing ZL, Liu ZF, Abid Ali, Wu KM. Migration of diamondback moth, *Plutella xylostella*, across the Bohai Sea in northern China. *Crop Prot.* 2014a; 64: 143–149.
39. Fu XW, Liu YQ, Li C, Lu YH, Li YH, Wu KM. Seasonal Migration of *Apolygus lucorum* (Hemiptera: Miridae) Over the Bohai Sea in Northern China. *Econ Entomol.* 2014b; 107:1399–1410.
40. Wu KM, Xu G, Guo YY. Observations on migratory activity of cotton bollworm moths across the Bohai Gulf in China. *Acta Phytophylacica Sin.* 1998. 25: 337–340 (in Chinese with English abstract).
41. Wu KM, Zhai BP, Feng HQ, Cheng DF, Guo YY. Radar observations on the migratory behavior of the second generation cotton bollworm moths in the north part of northern China. *Acta Phytophylacica Sin.* 2006; 33: 163–167.
42. Meyer HW. Phototaxis in the walking male and female fly (*Calliphora erythrocephala* Meig.). *Biological Cybernetics.* 1978; 31: 7–13.
43. Slansky FJ. Food consumption and reproduction as affected by tethered flight in female milkweed bug (*Oncopeltus fasciatus*). *Ent Exp Appl.* 1980; 28:277–286.
44. Kisimoto R. Synoptic weather conditions inducing long-distance immigration of planthoppers, *Sogatella furcifera* Horváth and *Nilaparvata lugens* Stål. *Ecol Entomol.* 1976; 1:95–109.
45. Wu KM, Guo YY, Wu Y. Ovarian development of adult females of cotton bollworm and its relation to migration behavior around Bohai Bay of China. *Acta Ecol Sin.* 2002; 22: 1075–1078 (in Chinese with English abstract).
46. Zhao XC, Feng HQ, Wu B, Wu XF, Liu ZF, Wu KM. Does the onset of sexual maturation terminate the expression of migratory behavior in moths? A study of the oriental armyworm, *Mythimna separate*. *J Insect Physiol.* 2009; 55: 1039–1043. doi: [10.1016/j.jinsphys.2009.07.007](#) PMID: [19643107](#)
47. Johnson CG. A basis for a general system of insect migration and dispersal by flight. *Nature.* 1960; 186: 348–350.
48. Johnson CG. A functional system of adaptive dispersal by flight. *Annu Rev Entomol.* 1966; 11: 233–260.
49. Showers WB. Migratory ecology of the black cutworm. *Annu Rev Entomol.* 1997; 42: 393–425. PMID: [15012319](#)
50. Mun JH, Song YH, Heong KL, Roderick GK. Genetic variation among Asian populations of rice planthoppers, *Nilaparvata lugens* and *Sogatella furcifera* (Hemiptera: Delphacidae): mitochondrial DNA sequences. *Bull Entomol Res.* 1999; 89: 245–253. doi: [10.1017/S000748539900036X](#)
51. Qi GJ, Lu F, Hu G, Wang FY, Cheng XN, Shen HM et al. Dynamics and population analysis of the brown planthopper *Nilaparvata lugens* (Stål) in the early rice field in Guangxi Municipality, in 2007. *Acta Ecol Sinica.* 2010; 30: 462–472 (in Chinese with English abstract).
52. Matsumoto Y, Matsumura M, Sanada-Morimura S, Hirai Y, Sato Y, Noda H. Mitochondrial cox sequences of *Nilaparvata lugens* and *Sogatella furcifera* (Hemiptera: Delphacidae): low specificity among Asian planthopper populations. *Bull Entomol Res.* 2013; 103: 382–392. doi: [10.1017/S000748531200082X](#) PMID: [23537548](#)
53. Zheng DB, Hu G, Yang F, Du XD, Yang HB, Zhang G. Ovarian development status and population characteristics of *Sogatella furcifera* (Horváth) and *Nilaparvata lugens* (Stål): implications for pest forecasting. *J Appl Entomol.* 2013; 138:67–77.