

Are Racial and Ethnic Minorities Less Willing to Participate in Health Research?

David Wendler^{1*}, Raynard Kington², Jennifer Madans³, Gretchen Van Wye⁴, Heidi Christ-Schmidt⁵, Laura A. Pratt³, Otis W. Brawley⁶, Cary P. Gross⁷, Ezekiel Emanuel¹

1 Department of Clinical Bioethics, National Institutes of Health Clinical Center, National Institutes of Health, Bethesda, Maryland, United States of America, **2** Office of Behavioral and Social Sciences Research, National Institutes of Health, Bethesda, Maryland, United States of America, **3** National Center for Health Statistics, Centers for Disease Control and Prevention, Hyattsville, Maryland, United States of America, **4** Department of Epidemiology, Yale University School of Medicine, New Haven, Connecticut, United States of America, **5** Statistics Collaborative, Washington, D. C., United States of America, **6** Winship Cancer Institute, Emory University, Atlanta, Georgia, United States of America, **7** Section of General Internal Medicine, Yale University School of Medicine, New Haven, Connecticut, United States of America

Competing Interests: The authors have declared that no competing interests exist.

Author Contributions: DW, RK, and EE designed the study. DW, JM, GV, HC, LAP, CPG, and EE analyzed the data. DW, RK, JM, GV, HC, LAP, OWB, CPG, and EE contributed to writing the paper.

Academic Editor: Paramjit Gill, University of Birmingham, United Kingdom

Citation: Wendler D, Kington R, Madans J, Van Wye G, Christ-Schmidt H, et al. (2006) Are racial and ethnic minorities less willing to participate in health research? PLoS Med 3(2): e19.

Received: June 08, 2005

Accepted: October 18, 2005

Published: December 6, 2005

DOI: 10.1371/journal.pmed.0030019

Copyright: © 2006 Wendler et al. This is an open-access article distributed under the terms of the Creative Commons Public Domain declaration which stipulates that, once placed in the public domain, this work may be freely reproduced, distributed, transmitted, modified, built upon, or otherwise used by anyone for any lawful purpose.

Abbreviations: CI, confidence interval; NCHS, National Center for Health Statistics; NHANES, National Health and Nutrition Examination Survey; NHIS, National Health Interview Survey; NIS, National Immunization Survey; OR, odds ratio

*To whom correspondence should be addressed. E-mail: dwendler@nih.gov

ABSTRACT

Background

It is widely claimed that racial and ethnic minorities, especially in the US, are less willing than non-minority individuals to participate in health research. Yet, there is a paucity of empirical data to substantiate this claim.

Methods and Findings

We performed a comprehensive literature search to identify all published health research studies that report consent rates by race or ethnicity. We found 20 health research studies that reported consent rates by race or ethnicity. These 20 studies reported the enrollment decisions of over 70,000 individuals for a broad range of research, from interviews to drug treatment to surgical trials. Eighteen of the twenty studies were single-site studies conducted exclusively in the US or multi-site studies where the majority of sites (i.e., at least 2/3) were in the US. Of the remaining two studies, the Concorde study was conducted at 74 sites in the United Kingdom, Ireland, and France, while the Delta study was conducted at 152 sites in Europe and 23 sites in Australia and New Zealand. For the three interview or non-intervention studies, African-Americans had a nonsignificantly lower overall consent rate than non-Hispanic whites (82.2% versus 83.5%; odds ratio [OR] = 0.92; 95% confidence interval [CI] 0.84–1.02). For these same three studies, Hispanics had a nonsignificantly higher overall consent rate than non-Hispanic whites (86.1% versus 83.5%; OR = 1.37; 95% CI 0.94–1.98). For the ten clinical intervention studies, African-Americans' overall consent rate was nonsignificantly higher than that of non-Hispanic whites (45.3% versus 41.8%; OR = 1.06; 95% CI 0.78–1.45). For these same ten studies, Hispanics had a statistically significant higher overall consent rate than non-Hispanic whites (55.9% versus 41.8%; OR = 1.33; 95% CI 1.08–1.65). For the seven surgery trials, which report all minority groups together, minorities as a group had a nonsignificantly higher overall consent rate than non-Hispanic whites (65.8% versus 47.8%; OR = 1.26; 95% CI 0.89–1.77). Given the preponderance of US sites, the vast majority of these individuals from minority groups were African-Americans or Hispanics from the US.

Conclusions

We found very small differences in the willingness of minorities, most of whom were African-Americans and Hispanics in the US, to participate in health research compared to non-Hispanic whites. These findings, based on the research enrollment decisions of over 70,000 individuals, the vast majority from the US, suggest that racial and ethnic minorities in the US are as willing as non-Hispanic whites to participate in health research. Hence, efforts to increase minority participation in health research should focus on ensuring access to health research for all groups, rather than changing minority attitudes.

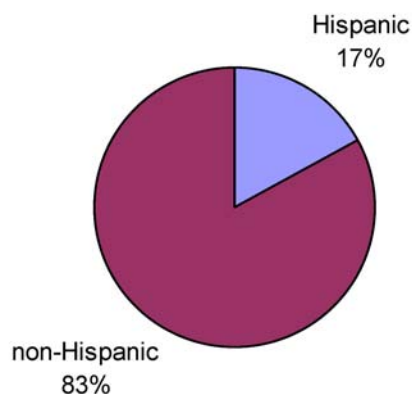


Introduction

To ensure the generalizability of research results, it is important that all groups participate in health research [1–4]. However, many commentators claim that racial and ethnic minority groups, especially in the US, are less willing to participate in health research [5–13]. While the US population includes an increasing percentage of individuals from minority groups, non-Hispanic whites still compose a majority of the population (Figure 1). It is widely believed that racial and ethnic minority groups in the US, especially African-Americans, are less willing than non-Hispanic whites to participate in health research. Many commentators believe that this relative unwillingness traces to past abuses, especially the notorious Tuskegee Syphilis Study [14–18], described as “the singular reason behind African-American distrust of the institutions of medicine and public health” [19].

The claim that racial and ethnic minority groups in the US

Ethnic Composition of the US (2003)



Racial Composition of the US (2003)

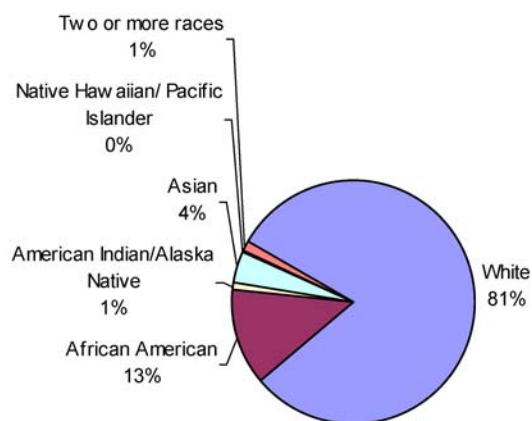


Figure 1. Ethnic and Racial Composition of the United States
Data from year 2003.
DOI: 10.1371/journal.pmed.0030019.g001

are less willing to participate in health research seems to be validated by data showing that minority groups are underrepresented in at least some health research studies [20–25]. Yet, willingness to participate is just one factor that influences whether individual patients and patient groups participate in health research [9,26]. Other factors include whether they are informed of research opportunities, whether they are medically eligible to participate, and whether their personal circumstances, including child care demands, job flexibility, and geographic proximity to research sites, allow them to participate.

Simply assuming that minority groups' underrepresentation in some health studies is a result of their being less willing to participate may focus efforts aimed at increasing their participation on changing minority attitudes. If, however, minorities are equally willing to participate, and their lower participation in some studies traces to other factors, these efforts may prove ineffective, or even counterproductive. The assumption that minority groups are less willing to participate in health research also may inadvertently increase stigmatization, suggesting that minority groups are unwilling to bear their fair share of the burdens required to improve medical care.

A few studies have assessed the willingness of racial and ethnic minority groups to participate in individual research trials and trials that focus on single diseases [7,27,28]. However, we could find no published empirical data on the actual consent rates of minority groups for health research in general. To evaluate the widespread claim that racial and ethnic minorities are less willing to participate in health research, we assessed whether individuals from minority groups who were eligible and invited to participate in health research consented to enroll less frequently than non-Hispanic whites.

Methods

Non-Intervention Studies

The Tuskegee Syphilis Study, thought to be a major reason, particularly in the US, behind racial and ethnic minority groups' presumed unwillingness to participate in health research, was a US government-funded, epidemiologic study. To assess racial and ethnic minority groups' willingness to participate in current US government-funded, epidemiologic studies, we evaluated the health surveys conducted by the US National Center for Health Statistics (NCHS) for the most recent year for which data were available, year 2000.

The NCHS, the nation's principal health statistics agency, conducts two ongoing population based health surveys—the National Health Interview Survey (NHIS) and the National Health and Nutrition Examination Survey (NHANES). The NCHS, in collaboration with the National Immunization Program, also conducts the National Immunization Survey (NIS), which collects data that can be used to determine consent rates by race. The other health surveys conducted by the NCHS did not qualify for analysis, either because they are based on the NHIS sample, or because they are based on administrative records, not direct contact with individuals. Thus, three survey or non-intervention studies conducted by the NCHS that provide data on consent rates by race or ethnicity are included in the analysis.

The NHIS is an annual, in-person, household interview,

designed to produce data representative of the civilian, non-institutionalized population of the US [29]. The sample consists of approximately 106,000 persons, in approximately 43,000 households in over 300 primary sampling units. The first part of the survey collects basic demographic and health data on all members of the household. A sample adult and child are then selected from each household to complete a more detailed interview that assesses illness, health-care utilization, and socioeconomic and demographic factors. All households selected into the sample are visited by interviewers to introduce the study and conduct a brief interview to determine eligibility. Data on race and ethnicity are collected at this initial contact. The NHIS invites a higher percentage of African-Americans and Hispanics to participate than the percentage of these two groups in the US population. Interview response rates were calculated for sample adults for whom demographic information was obtained during the initial contact. The NHIS neither conducts public outreach nor provides financial incentives.

The NIS is an annual, random-digit-dialing telephone survey of approximately 34,000 US households with at least one child 19–35 mo old [30]. After answering questions about the resident child's immunization status, participants are asked for approval to contact providers to obtain the child's immunization records. The NIS neither conducts public outreach nor provides financial incentives.

The NHANES is an annual nationally representative sample survey of approximately 5,000 non-institutionalized US civilians. Extensive media and public outreach are conducted in each community to familiarize potential participants with the survey. The household interview component of the NHANES assesses respondents' health, health-care utilization, and demographic characteristics [31]. Participants do not receive any financial incentives for the interview portion of the NHANES.

Individuals who complete the interview portion of the NHANES are invited to participate in an extensive medical examination, which requires a separate consent. The medical examination lasts approximately 4 h and includes a physical examination and a second interview. The physical examination collects blood and urine samples for laboratory tests such as cholesterol levels, blood lead levels, and levels of exposure to other environmental health hazards. The interview includes questions on physical health, mental health, sexual behavior, and drug use. Participants who complete the physical examination receive \$70–\$100 for their time and effort. Because individuals must have already consented to the NHANES interview to be invited to participate in the medical examination, the consent rates for the medical examination are listed (Table 1), but not included in the overall statistical analysis.

Health Intervention Studies

Because there are no databases of health intervention trials, we conducted a comprehensive literature search of published trials. Using PubMed (<http://www.ncbi.nlm.nih.gov/entrez/>), we searched 30 unique combinations of terms and strings of terms related to enrollment, refusal, race, and ethnicity in phase I trials, phase I/II trials, phase II trials, and randomized controlled trials (see Table S1 for search terms). Studies were eligible for inclusion if they documented the

race or ethnicity of eligible individuals invited to enroll, as well as the race or ethnicity of those who actually enrolled.

Two authors (G. V. and C. P. G.) reviewed the titles of all 1,681 articles identified by the search terms, then retrieved abstracts for the 1,106 articles that included any terms related to consent rates, including “consent,” “eligible,” “refusal,” or “enrollment” (see Figure S1 for a description of the selection process). The abstracts of all 1,106 retrieved articles were reviewed for any terms or phrases suggesting that they might include data by race or ethnicity, including “race,” “ethnicity,” “Caucasian,” “African-American,” “Hispanic,” and “non-Hispanic white.” The full texts of the 68 articles that included any of these terms were reviewed to determine whether they included data on consent rates by race or ethnicity, yielding 17 unique articles.

Next, Web of Science was used to search for authors whose names appeared in the citations of two or more of the 17 identified articles, yielding 371 articles (see Table S2). Using the same selection process, the bibliographies of the 17 identified articles were reviewed for any articles mentioning consent or participation rates, yielding another 89 articles. The same two authors (G. V. and C. P. G.) repeated the selection process to search the original 1,681 articles to determine whether any of these additional 467 articles included data on consent rates by race or ethnicity. This search yielded no additional articles.

Finally, to assess whether our search missed any studies that document consent rates by race or ethnicity, we evaluated the articles published for an entire year for two different types of trials. First, we reviewed all randomized controlled trials published during the 1-y period beginning April 1, 1999, in four major clinical journals: *Annals of Internal Medicine*, *JAMA*, *The Lancet*, and *The New England Journal of Medicine*. Because we wanted to assess individual patients' willingness to enroll in health research, trials were included only if they used individual patients as the unit of randomization (as opposed to hospital, region, etc.). This search identified 172 articles. We next conducted a MedLine search to identify all phase I oncology trials that used safety as an endpoint, published in English in the year 2002. This search identified 250 articles.

Using the same search process that was used for the original 1,681 studies, all 422 so identified articles were reviewed to determine whether any documented consent rates by race or ethnicity. This search yielded one study that documented consent rates by race, which had been identified previously by our original MedLine search. The fact that this search of the published articles for an entire year for two different types of intervention trials did not yield any new articles suggests that our original search likely identified all studies published in English that documented consent rates by race or ethnicity.

Statistical Analysis

We defined the consent rates for a given study as the number of individuals in each reported racial or ethnic group who agreed to participate in the study divided by the number of individuals in that group who were invited to participate. The identified studies classified minority groups in four different ways: (1) African-Americans and Hispanics classified separately; (2) only African-Americans classified; (3) African-Americans classified separately and all other minorities

Table 1. Interviews and Non-Intervention Studies

Trial Name and Date Published	Trial Type	Non-Hispanic White		African-American			Hispanic		
		Offered Enrollment	Consent Rate	Offered Enrollment	Consent Rate	OR (95% CI) ^a	Offered Enrollment	Consent Rate	OR (95% CI) ^b
NHIS 2000	In-person interview	25,515	83.6%	5,622	81.1%	0.84 (0.78–0.91)	6,584	81.7%	0.88 (0.82–0.94)
NHANES 2000	In-person interview	1,778	79.0%	897	78.5%	0.97 (0.80–1.18)	1,207	86.0%	1.63 (1.34–1.99)
NIS 2000	Review of child's medical chart	19,420	83.8%	6,095	83.7%	1.00 (0.92–1.08)	6,706	90.4%	1.82 (1.67–2.00)
Summary ^c		46,713	83.5%	12,614	82.2%	0.92 (0.84–1.02) ^d	14,497	86.1%	1.37 (0.94–1.98) ^e
NHANES 2000	4-h medical exam	1,778	74.9%	897	75.7%	1.04 (0.86–1.26)	1,207	82.4%	1.56 (1.30–1.87)

Consent rates for the NIS chart review are by race of the mother, the most frequent consentor.

^aComparing the consent rate of African-Americans to the consent rate of non-Hispanic whites. Test of homogeneity: $p = 0.01$.

^bComparing the consent rate of Hispanics to the consent rate of non-Hispanic whites. Test of homogeneity: p -value < 0.001 .

^cThe summary statistics do not include the NHANES 4-h medical exam.

^d $p = 0.11$ (χ^2 test from random effects model).

^e $p = 0.098$ (χ^2 test from random effects model).

DOI: 10.1371/journal.pmed.0030019.t001

grouped together; 4) all minorities grouped together. Because the original studies used different race/ethnic classifications, the minority group(s) to which non-Hispanic whites are compared in the present analysis varies across the studies.

For each study, we calculated an odds ratio (OR) and the associated 95% confidence interval (CI) using non-Hispanic whites as the reference group. The OR specifies, for each study, whether the reported minority group was more or less likely to consent to enrollment than non-Hispanic whites. An OR greater than one indicates that the minority group was more likely to consent than non-Hispanic whites; an OR of less than one indicates that the minority group was less likely to consent. A DerSimonian–Laird random effects model was used to estimate the summary OR and 95% CI for each type of study (i.e., non-intervention studies, clinical intervention studies, and surgical intervention studies), again using non-Hispanic whites as the reference group [32].

We considered the summary OR to be statistically significant if the 95% CI did not include one. We also used the following statistic to test for statistical significance:

$$X = (\ln(\hat{\Lambda})/s^*)^2, \quad (1)$$

where $\hat{\Lambda}$ is the estimated summary OR and s^* is the estimated standard deviation of the log summary OR. Under the null hypothesis that $\Lambda = 1$, X has a χ^2 distribution with one degree of freedom. We also tested for homogeneity by calculating a Breslow–Day χ^2 statistic.

Results

We found 20 health research studies that included sufficient data to determine consent rates by race or ethnicity. Eighteen of the twenty studies were single-site studies conducted exclusively in the US or multi-site studies where the majority of sites (i.e., at least 2/3) were in the US. Of the remaining two studies, the Concorde study was conducted at 74 sites in the United Kingdom, Ireland, and France, while the Delta study was conducted at 152 sites in Europe and 23 sites in Australia and New Zealand. Taken together, these 20 studies reported the enrollment decisions of over 70,000 individuals, the vast majority of whom were from the US, for

a broad range of health research studies, from interviews and non-intervention studies to drug treatment and surgical trials.

For the three interview or non-intervention studies, African-Americans had a nonsignificantly lower overall consent rate than non-Hispanic whites (82.2% versus 83.5%; OR = 0.92; 95% CI 0.84–1.02; Table 1; Figure 2). For these same three studies, Hispanics had a nonsignificantly higher overall consent rate than non-Hispanic whites (86.1% versus 83.5%; OR = 1.37; 95% CI 0.94–1.98; Figure 3). Additionally, there was a significant lack of homogeneity for both comparisons (i.e., the test of homogeneity of the OR was rejected). A lack of homogeneity indicates that the relative willingness to enroll of minority groups versus non-Hispanic whites was not consistent, but varied significantly within the group of studies.

For the ten clinical intervention studies, African-Americans had a nonsignificantly higher overall consent rate than non-Hispanic whites (45.3% versus 41.8%; OR = 1.06; 95% CI 0.78–1.45; Table 2; Figure 2). Again, there was a significant lack of homogeneity among the ORs, indicating that the relative willingness to enroll of minority groups versus non-Hispanic whites varied significantly within the group of studies. For these same ten studies, Hispanics had a statistically significant higher overall consent rate than non-Hispanic whites (55.9% versus 41.8%; OR = 1.33; 95% CI 1.08–1.65; Figure 3).

Table 3 reports the consent rates for the seven surgical intervention studies, which categorized all minority groups together. For these seven trials, minorities as a group had a nonsignificantly higher overall consent rate than non-Hispanic whites (65.8% versus 47.8%; OR = 1.26; 95% CI 0.89–1.77; Figure 4). While the test of homogeneity was only nominally significant ($p = 0.046$), six of the seven ORs were greater than one.

Importantly, of the 20 studies identified, seven offered enrollment to very few minority individuals. For example, the BARI study of percutaneous transluminal coronary angioplasty versus coronary artery bypass graft for coronary artery disease offered enrollment to 3,832 non-Hispanic whites, but to only 16 individuals from all minority groups combined

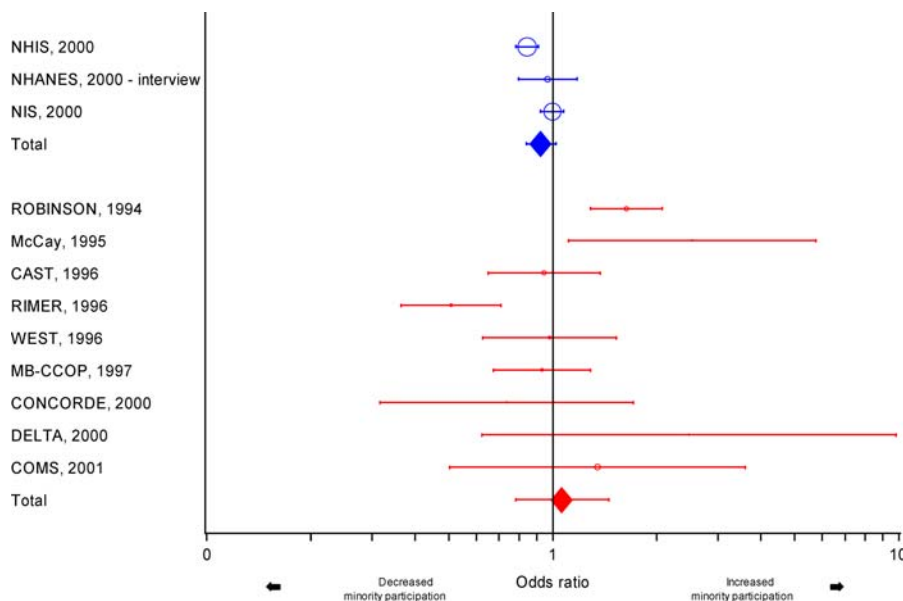


Figure 2. Comparison of African-American versus non-Hispanic White Consent Rates

Circle diameter is proportional to the sample size of the individual studies. The diamond represents the overall OR. The vertical line indicates the 95% confidence interval on the OR. Blue indicates interview and non-intervention studies; red indicates clinical intervention studies.

DOI: 10.1371/journal.pmed.0030019.g002

(Table 3). Similarly, the CASS study of surgery versus medical management for angina pectoris offered enrollment to 2,065 non-Hispanic whites, but to only 30 individuals from all minority groups (Table 3).

Discussion

We identified 20 health research studies that reported the consent rates by race or ethnicity of over 70,000 individuals,

the vast majority of whom were from the US. These 20 studies reveal small differences in the rates at which non-Hispanic whites and minorities agree to participate in health research. Indeed, where there are differences in consent rates, individuals from minority groups tend to be slightly more willing to participate in health research, particularly for clinical and surgical intervention studies. These findings contradict the widely held view that racial and ethnic

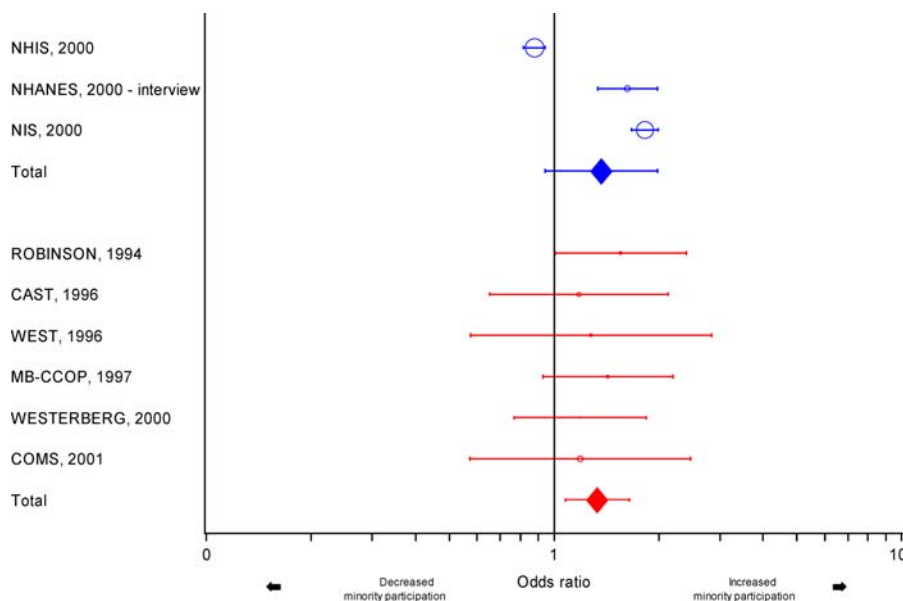


Figure 3. Comparison of Hispanic versus non-Hispanic White Consent Rates

Circle diameter is proportional to the sample size of the individual studies. The diamond represents the overall OR. The vertical line indicates the 95% confidence interval on the OR. Blue indicates interview and non-intervention studies; red indicates clinical intervention studies.

DOI: 10.1371/journal.pmed.0030019.g003

Table 2. Clinical Intervention Trials

Trial Name and Date Published	Trial Type (Disease)	Non-Hispanic White		African-American			Hispanic		
		Offered Enrollment	Consent Rate	Offered Enrollment	Consent Rate	OR (95% CI) ^a	Offered Enrollment	Consent Rate	OR (95% CI) ^b
Robinson 1994 [50]	Drug maintenance (schizophrenia)	611	37.2%	521	49.1%	1.63 (1.29–2.07)	94	47.9% ^c	1.55 (1.01–2.40)
McKay 1995 [51]	Day hospital vs. inpatient (substance abuse)	45	20.0%	96	39.6%	2.53 (1.11–5.75)	n/a	n/a	n/a
CAST 1996 [52]	Drug trial (cardiac arrhythmia)	1,249	16.4%	251	15.5%	0.94 (0.65–1.37)	76	18.4%	1.18 (0.65–2.13)
Rimer 1996 [53]	Risk counseling (breast cancer)	673	60.0%	178	43.3%	0.51 (0.36–0.71)	n/a	n/a	n/a
WEST 1996 [54]	Estrogen treatment (cardiovascular disease)	667	34.6%	97	34.0%	0.98 (0.63–1.53)	25	40.0%	1.28 (0.57–2.84)
MBCOOP 1997 [55]	Drug trial (cancer)	251	62.2%	404	60.4%	0.93 (0.67–1.28)	151	70.2%	1.43 (0.93–2.20)
Concorde 2000 [56]	Drug trial (HIV infection)	236	70.3%	25	64.0%	0.74 (0.32–1.71)	n/a	n/a	n/a
Delta 2000 [56]	Drug trial (HIV infection)	169	71.6%	17	88.2%	2.47 (0.62–9.81)	n/a	n/a	n/a
Westerberg 2000 [57]	Treatment trial (alcohol abuse)	167	62.9%	n/a	n/a	n/a	181	66.9%	1.19 (0.77–1.85)
COMS 2001 [58]	Radiation (ocular melanoma)	2,823	45.7%	15	53.3	1.35 (0.50–3.61)	28	50.0%	1.19 (0.57–2.47)
Summary		6,724	41.8%	1,604	45.3%	1.06 (0.78–1.45) ^d	555	55.9%	1.33 (1.08–1.65) ^e

^aComparing the consent rate of African-Americans to the consent rate of non-Hispanic whites. Test of homogeneity: $p < 0.001$.

^bComparing the consent rate of Hispanics to the consent rate of non-Hispanic whites. Test of homogeneity: $p = 0.95$.

^cFor the Robinson study, the consent rate reported in the Hispanic category is for all minorities, with the exception of African-Americans, grouped together.

^d $p = 0.69$ (χ^2 test).

^e $p = 0.011$ (χ^2 test); with the Robinson study removed from the analysis, the OR is 1.27 and the 95% CI is 0.99–1.62.

n/a, data not reported in the original study.

DOI: 10.1371/journal.pmed.0030019.t002

minority groups in the US are less willing than non-Hispanic whites to participate in health research.

Our findings are striking given that they represent the enrollment decisions of over 70,000 individuals, including

over 14,000 individuals who were invited to participate in clinical and surgical intervention trials. Furthermore, although we found only 20 studies that reported consent rates by race or ethnicity, these studies represent a broad

Table 3. Surgical Intervention Trials

Trial Name and Date Published	Trial Type (Disease)	Non-Hispanic White		All Minority Groups		
		Offered Enrollment	Consent Rate	Offered Enrollment	Consent Rate	OR (95% CI)
CASS 1984 [59]	Surgery vs. medical management (angina pectoris)	2,065	37.1%	30	43.3%	1.31 (0.64–2.67)
Paradise 1984 [60]	Tonsillectomy vs. tonsillectomy with adenoidectomy (recurrent throat infection)	172	47.1%	15	66.7% ^a	2.14 (0.73–6.27)
Williford 1993 [61]	TPN (post-surgery malnourishment)	432	63.7%	162	74.1%	1.62 (1.09–2.42)
Marcus 1997 [62]	Surgery vs. medical management (recurrent otitis media)	175	50.9%	37	27.0%	0.37 (0.17–0.80)
EAST 1997 [63]	PTCA vs. CABG (coronary artery disease)	793	46.3%	49	51.0%	1.21 (0.68–2.14)
SHOCK 1999 [64]	Surgery vs. medical management (myocardial infarction with shock)	296	77.0%	89	83.1%	1.44 (0.78–2.65)
BARI 2000 [65]	PTCA vs. CABG (coronary artery disease)	3,823	47.6%	16	62.5%	1.78 (0.67–4.74)
Summary		7,756	47.8%	398	65.8%	1.26 (0.89–1.77) ^b

^aFor the Paradise study, the consent rate reported for “all minority groups” is for African-Americans only.

^b $p = 0.19$ (χ^2 test); with the Paradise study removed, the OR is 1.20 and the 95% CI interval is 0.83–1.72; test of homogeneity: p -value = 0.046.

CABG, coronary artery bypass graft; PTCA, percutaneous transluminal coronary angioplasty; TPN, total parenteral nutrition.

DOI: 10.1371/journal.pmed.0030019.t003

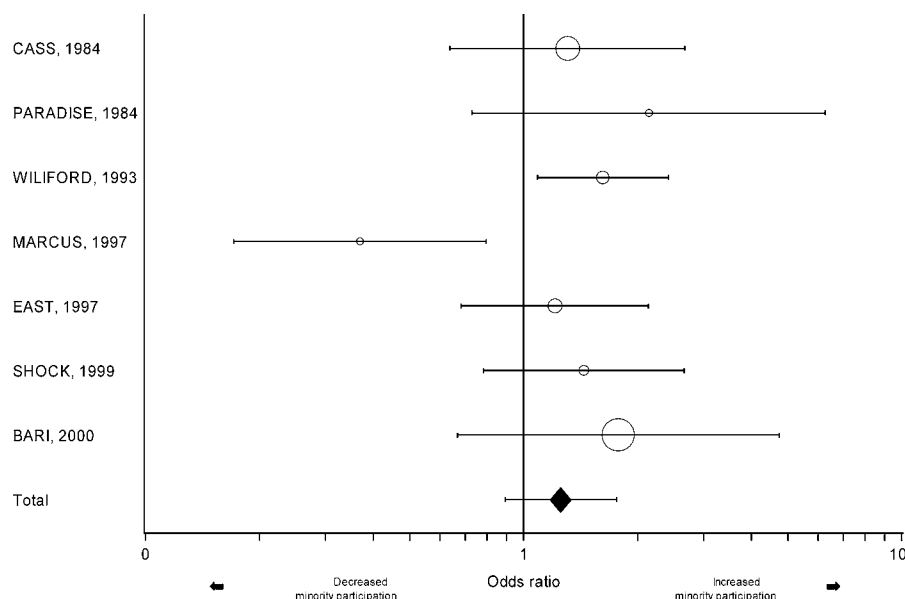


Figure 4. Comparison of Minority versus non-Hispanic White Consent Rates in Surgical Intervention Trials

Circle diameter is proportional to the sample size of the individual studies. The diamond represents the overall OR. The vertical line indicates the 95% confidence interval on the OR.

DOI: 10.1371/journal.pmed.0030019.g004

range of invasiveness and risk, from in-person interviews and medical chart reviews, to drug treatment and surgical trials. These studies also cover a broad range of conditions, including recurrent throat infection, substance abuse, schizophrenia, HIV infection, cancer, and cardiac diseases.

Studies suggest that various factors, including historic abuses like the Tuskegee study, may have undermined minority groups' trust in medical research, as measured by survey questions and focus groups [33,34]. These factors may have increased individuals' suspicions or decreased their level of trust. However, the present analysis reveals that these factors have not resulted in racial and ethnic minorities in the US being less willing to participate in health research [35].

Although we found only small differences in consent rates by race or ethnicity, we did find substantial differences by race and ethnicity in the number of individuals *invited* to participate. In particular, seven of the 17 clinical and surgical intervention studies offered enrollment to relatively few individuals from minority groups, substantially fewer than one would expect based on the percentage of the population composed of minority groups and the incidence of the diseases being studied. For instance, the CASS study of surgery versus medical management for angina pectoris offered enrollment to a total of 2,095 individuals, 2,065 of whom were non-Hispanic whites and only 30 of whom were from all minority groups combined. Yet, as of 1980, 17% of the U.S. population belonged to a minority group, and the estimated prevalence of angina pectoris is higher in minority groups, especially African-Americans and Hispanics, than in non-Hispanic whites [36]. Recognizing that this rough estimate of minority representation in the US fails to take into account other relevant considerations, US demographics and the prevalence of angina pectoris suggest that the CASS study, which recruited individuals in the late 1970s, should have offered enrollment to approximately 356 individuals

from minority groups (17% of 2,095), more than ten times the 30 individuals from minority groups actually offered enrollment [37].

Looking at the number of individuals who participated, one might conclude that these studies support the thesis that minorities are less willing to participate in health research in the US. This conclusion is contradicted by the studies' actual consent rates. In the BARI study, individuals from minority groups agreed to participate at a significantly higher rate than non-Hispanic whites (62.5% versus 47.6%). Similarly, individuals from minority groups agreed to participate at a significantly higher rate than non-Hispanic whites in the CASS study (43.3% versus 37.1%).

We found a significant lack of homogeneity for all pooled statistics, with the exception of Hispanics' and non-Hispanic whites' comparative willingness to enroll in clinical intervention trials. This lack of homogeneity indicates that the relative willingness to enroll of minority groups versus non-Hispanic whites varies significantly within the various groups of studies.

The lack of homogeneity suggests that comparative willingness to enroll in specific studies cannot be inferred simply from the type of study, or the racial or ethnic groups in question. Instead, it appears that individuals from minority groups are more willing to enroll in some studies, and non-Hispanic whites are more willing to enroll in others. This finding suggests that willingness to enroll often is more a function of the characteristics of individual studies than a function of racial or ethnic identity. Hence, in cases where a study has difficulty enrolling individuals from a particular group, whether a minority group or non-Hispanic whites, it will be important to assess whether particular characteristics of the study account for this difference. For example, choice of study site may have an important impact on which groups are likely to enroll. Also, the lack of

homogeneity suggests that it may be important to conduct further research to determine which characteristics of studies influence the willingness of racial and ethnic groups to participate.

Numerous writers have emphasized the need to increase minority participation in health research [38–42]. Such efforts are important for reasons of justice, and to ensure research findings are generalizable to the entire population. These efforts are especially important given data that minority groups are not represented adequately in some clinical trials [1–4,25]. If efforts to increase minority participation are to succeed, it is vital to understand why minority groups are underrepresented in some research trials. Widespread discussion of past abuses, and racial and ethnic minorities' presumed unwillingness to participate, has focused attention on the attitudes of individuals from minority groups. However, the current data suggest individuals from minority groups, at least in the US, are as willing as non-Hispanic whites to participate in health research when eligible and invited to participate.

This finding suggests that any underrepresentation of minority groups in health research, when it occurs, is likely the result of other factors, such as the fact that some studies invite comparatively few individuals from minority groups to participate [43]. Consequently, efforts to increase minority participation in health research should focus on increasing minority access to research participation, not changing minority attitudes [44–47]. To be successful, these efforts should take into account a number of considerations [48]. Informing minority groups of specific trials and inviting them to participate is an obvious step. In addition, health research trials should try to include sites that are accessible to minority groups, and identify and attempt to address factors that may undermine minority groups' participation in particular, such as the need for child care and reimbursement for travel expenses. Language barriers also may pose difficulties with recruiting some minority groups [49].

Several limitations suggest the need for future research. First, the current findings are limited to published articles that documented consent rates by race or ethnicity. Second, the vast majority of the over 70,000 individuals in the present analysis were from the US. The willingness of minority groups from other countries to participate in health research may differ from the willingness of minority groups in the US. For example, time and cost constraints may preferentially reduce the willingness of individuals from minority groups to participate in health research in general. Yet, this factor may be outweighed in the US by the fact that health care is not guaranteed, and individuals from minority groups may be more likely to use participation in research as a way to obtain access to physicians and health care.

Third, we did not assess minority groups' attitudes toward health research. The current findings do not rule out the possibility that past abuses have resulted in individuals from minority groups being more distrustful of health research than non-Hispanic whites. It may be that past abuses have led to greater distrust among minority groups, but that other factors result in individuals from minority groups being equally willing to participate overall. For instance, some minority groups are more likely to be from lower socioeconomic groups, and individuals from lower socioeconomic groups may be comparatively more willing to participate in

research for a number of possible reasons, including a stronger sense of social obligation or to gain access to health treatments.

Fourth, our comprehensive search focused on clinical intervention trials, specifically phase I, phase I/II, phase II, and randomized controlled trials. Our search did not include prevention trials and natural history studies. Individuals from minority groups may be less willing than non-Hispanic whites to participate in these types of studies.

It is widely believed that racial and ethnic minorities are less willing to participate in health research. Such claims often focus on the US, where it is believed that minority groups' relative unwillingness to participate in health research traces to historic abuses, especially the notorious Tuskegee Syphilis Study. We found that racial and ethnic minorities in the US, particularly African-Americans and Hispanics, are as willing to participate, and in some instances more willing to participate, in health research than non-Hispanic whites, when eligible and invited to participate. These findings suggest that efforts to remedy any underrepresentation of minority groups in health research should focus on ensuring equal access to health research for all groups, not on changing attitudes. Efforts to increase minority groups' access to clinical research studies should focus on a range of considerations, including inviting minority groups to participate, using sites accessible to minority groups, and identifying and attempting to address factors that may undermine the participation of individuals from minority groups, such as the need for child care or reimbursement of travel expenses.

Supporting Information

Figure S1. Selection Process of Clinical Intervention Studies Identified by PubMed Search

Found at DOI: 10.1371/journal.pmed.0030019.sg001 (26 KB DOC).

Table S1. PubMed Search Terms

Found at DOI: 10.1371/journal.pmed.0030019.st001 (63 KB DOC).

Table S2. Web of Science Search Terms Citation Search

Found at DOI: 10.1371/journal.pmed.0030019.st002 (44 KB DOC).

Acknowledgments

Thanks to Joel Verter for assistance with the statistical analysis and three anonymous reviewers for their helpful comments on a previous version of the manuscript. The opinions expressed are the authors' own. They do not represent any position or policy of the National Institutes of Health, the Centers for Disease Control and Prevention, or the Department of Health and Human Services. The funders had no role in study design, data collection and analysis, decision to publish, or preparation of the manuscript. ■

References

1. Hussain-Gambles M (2003) Ethnic minority under-representation in clinical trials: Whose responsibility is it anyway? *J Health Organ Manag* 17: 138–143.
2. Britton A, McKee M, Black N, McPherson K, Sanderson C, et al. (1999) Threats to applicability of randomized trials: Exclusion and selective participation. *J Health Serv Res Policy* 4: 112–121.
3. Allmark P (2004) Should research samples reflect the diversity of the population? *J Med Ethics* 30: 185–189.
4. Freedman LS, Simon R, Foulkes MA, Friedman L, Geller NL, et al. (1995) Inclusion of women and minorities in clinical trials and the NIH Revitalization Act of 1993—The perspective of NIH clinical trialists. *Control Clin Trials* 16: 277–285.
5. Shavers VL, Lynch CF, Burmeister LF (2001) Factors that influence African-

- Americans' willingness to participate in medical research studies. *Cancer* 91: 233–236.
6. Green BL, Partridge EE, Fouad MN, Kohler C, Crayton EF, et al. (2000) African-American attitudes regarding cancer clinical trials and research studies: Results from focus group methodology. *Ethn Dis* 10: 76–86.
7. Thompson EE, Neighbors HW, Munday C, Jackson JS (1996) Recruitment and retention of African American patients for clinical research: An exploration of response rates in an urban psychiatric hospital. *J Consult Clin Psychol* 64: 861–867.
8. Dennis BP, Neese JB (2000) Recruitment and retention of African American elders into community-based research: Lessons learned. *Arch Psychiatr Nurs* 14: 3–11.
9. Shavers-Hornaday VL, Lynch CF, Burmeister LF, Torner JC (1997) Why are African Americans under-represented in medical research studies? Impediments to participation. *Ethn Health* 2: 31–45.
10. Gauthier MA, Clarke WP (1999) Gaining and sustaining minority participation in longitudinal research projects. *Alzheimer Dis Assoc Disord* 13: S29–S33.
11. Svensson C (1989) Representation of American blacks in clinical trials of new drugs. *JAMA* 261: 263–265.
12. Williams CL, Tappen R, Buscemi C, Rivera R, Lezcano J (2001) Obtaining family consent for participation in Alzheimer's research in a Cuban-American population: Strategies to overcome barriers. *Am J Alzheimers Dis Other Dement* 16: 183–187.
13. Shavers VL, Lynch CF, Burmeister LF (2002) Racial differences in factors that influence the willingness to participate in medical research studies. *Ann Epidemiol* 12: 248–256.
14. El-Sadr W, Capps L (1992) The challenge of minority recruitment in clinical trials for AIDS. *JAMA* 267: 955.
15. Reverby SM (2001) More than fact and fiction: Cultural memory and the Tuskegee syphilis study. *Hastings Cent Rep* 31: 22–28.
16. Thomas CR, Pinto HA, Roach M (1994) Participation in clinical trials: Is it state-of-the-art for African Americans and other people of color? *J Natl Med Assoc* 86: 177–182.
17. Bonner GJ, Miles TP (1997) Participation of African Americans in clinical research. *Neuroepidemiology* 16: 281–284.
18. Kirp DL, Bayer R (1993 July) Needles and race. *Atlantic Monthly*: 38–42.
19. Gamble VN (1997) Under the shadow of Tuskegee: African Americans and health care. *Am J Public Health* 87: 1773.
20. Heiat A, Gross CP, Krumholz HM (2002) Representation of the elderly, women and minorities in heart failure clinical trials. *Arch Intern Med* 162: 1682–1688.
21. Mason S, Hussain-Gambles M, Leese B, Atkin K, Brown J (2003) Representation of South Asian people in randomized clinical trials: Analysis of trials' data. *BMJ* 326: 1244–1245.
22. Svensson CK (1989) Representation of American blacks in clinical trials of new drugs. *JAMA* 13: 263–265.
23. Hall WD (1999) Representation of blacks, women and the very elderly (aged > or = 80) in 28 major randomized clinical trials. *Ethn Dis* 9: 333–340.
24. Killien M, Bigby JA, Champion V, Fernandez-Repollet E, Jackson RD, et al. (2000) Involving minority and underrepresented women in clinical trials: The National Centers of Excellence in Women's Health. *J Womens Health Gend Based Med* 9: 1061–1070.
25. Murthy VH, Krumholz HM, Gross CP (2004) Participation in cancer clinical trials: Race-, sex-, and age-based disparities. *JAMA* 291: 2720–2726.
26. Hussain-Gambles M, Atkin K, Leese B (2004) Why ethnic minority groups are under-represented in clinical trials: A review of the literature. *Health Soc Care Community* 12: 382–388.
27. Bartlett C, Davey P, Dieppe P, Doyal L, Ebrahim S, et al. (2003) Women, older persons, and ethnic minorities: Factors associated with their inclusion in randomized trials of statins 1990 to 2001. *Heart* 89: 327–328.
28. Kressin NI, Meterko M, Wilson NJ (2000) Racial disparities in participation in biomedical research. *J Natl Med Assoc* 92: 62–69.
29. Centers for Disease Control and Prevention (2005) National Health Interview Survey (NHIS). Available: <http://www.cdc.gov/nchs/nhis.htm>. Accessed 26 October 2005.
30. Centers for Disease Control and Prevention (2005) The National Immunization Survey. Available: <http://www.cdc.gov/nis/Default.htm>. Accessed 26 October 2005.
31. Centers for Disease Control and Prevention (2005) National Health and Nutrition Examination Survey. Available: <http://www.cdc.gov/nchs/nhanes.htm>. Accessed 26 October 2005.
32. DerSimonian R, Laird N (1986) Meta-analysis in clinical trials. *Control Clin Trials* 7: 177–188.
33. Giselle CS, Thomas SB, St. George DM (2002) Distrust, race, and research. *Arch Intern Med* 162: 2458–2463.
34. Sugarman J, Kass NE, Goodman SN, Perentesis P, Fernandes P, et al. (1998) What patients say about medical research. *IRB* 20: 1–7.
35. Brown DR, Topcu M (2003) Willingness to participate in clinical treatment research among older African Americans and whites. *Gerontologist* 43: 62–72.
36. American Stroke Association, American Heart Association (2002) Heart disease and stroke statistics—2003 update. Dallas: American Heart Association. Available: <http://www.americanheart.org/downloadable/heart/10590179711482003HDSStatsBookREV7-03.pdf>. Accessed 26 October 2005.
37. Hobbs F, Stoops N US Census Bureau (2002 November) Demographic trends in the 20th century. Census 2000 special reports, series CENSR-4. Washington (D. C.): US Government Printing Office. Available: <http://www.census.gov/prod/2002pubs/censr-4.pdf>. Accessed 26 October 2005.
38. Gifford AL, Cunningham WE, Heslin KC, Andersen RM, Nakazono T, et al. (2002) Participation in research and access to experimental treatments by HIV-Infected patients. *N Engl J Med* 346: 1373–1382.
39. King TE Jr (2002) Racial disparities in clinical trials. *N Engl J Med* 346: 1400–1402.
40. Sateren WB, Trimble EL, Abrams J, Brawley O, Breen N, et al. (2002) How sociodemographics, presence of oncology specialists, and hospital cancer programs affect accrual to cancer treatment trials. *J Clin Oncol* 20: 2109–2117.
41. Haynes MA, Smedley BD, editors (1999) The unequal burden of cancer: An assessment of NIH research and programs for ethnic minorities and the medically underserved. Washington (D. C.): National Academy Press. 352 p.
42. Underwood SM, Alexander GG (2000) Participation of minorities and women in clinical cancer research. *Ann Epidemiol* 10: S1.
43. Simon MS, Du W, Flaherty L, Philip PA, Lorusso P, et al. (2004) Factors associated with breast cancer clinical trials participation and enrollment at a large academic medical center. *J Clin Oncol* 22: 2046–2052.
44. Lee JY, Marks JE, Simpson JR (1980) Recruitment of patients to cooperative group clinical trials. *Cancer Clin Trials* 3: 381–384.
45. Hunter CP, Frelick RW, Feldman AR, Bavner AR, Dunlap WH, et al. (1997) Selection factors in clinical trials: results from the Community Clinical Oncology Program Physicians' Patient Log. *Cancer Treat Rep* 71: 559–565.
46. Appel LJ, Vollmer WM, Obarzanek E, Aicher KM, Conlin PR, et al. (1999) Recruitment and baseline characteristics of participants in the Dietary Approaches to Stop Hypertension trial. *J Am Diet Assoc* 99: S69–S75.
47. Brawley O, Tejeda H (1995) Minority inclusion in clinical trials issues and potential strategies. *J Natl Cancer Inst Monogr* 17: 55–57.
48. Swanson GM, Ward AJ (1995) Recruiting minorities into clinical trials: Toward a participant-friendly system. *J Natl Cancer Inst* 87: 1747–1759.
49. Hunt S, Bhopal R (2003) Self reports in research with non-English speakers. *BMJ* 327: 352–353.
50. Robinson D, Woerner MG, Pollack S, Lerner G (1996) Subject selection biases in clinical trials: Data from a multicenter schizophrenia treatment study. *J Clin Psychopharmacol* 16: 170–176.
51. McKay JR, Alterman AI, Snider EC, O'Brian CP (1995) Effect of random versus nonrandom assignment in a comparison of inpatient and day hospital rehabilitation for male alcoholics. *J Consult Clin Psychol* 63: 70–78.
52. Gorkin L, Schron EB, Handshaw K, Shea S, Kinney MR, et al. (1996) Clinical trial enrollers vs. nonenrollers: The CAST and REACT project. *Control Clin Trials* 17: 46–59.
53. Rimer BK, Schildkraut JM, Lerman C, Lin TH, Audrain J (1996) Participation in a women's breast cancer risk counseling trial. Who participates? Who declines? High Risk Breast Cancer Consortium. *Cancer* 77: 2348–2355.
54. Corbie-Smith G, Viscoli CM, Kernan WN, Brass LM, Sarrel P, et al. (2003) Influence of race, clinical, and other socio-demographic features on trial participation. *J Clin Epidemiol* 56: 304–309.
55. Kaluzny A, Brawley O, Garson-Angert D, Shaw J, Godley P, et al. (1993) Assuring access to state-of-the-art care for U.S. minority populations: The first 2 years of the Minority-Based Community Clinical Oncology Program. *J Natl Cancer Inst* 1: 1945–1950.
56. Moore DA, Goodall RL, Ives NJ, Hooker M, Gazzard BG, et al. (2000) How generalizable are the results of large randomized controlled trials of antiretroviral therapy? *HIV Med* 1: 149–154.
57. Westerberg VS, Miller WR, Tonigan JS (2000) Comparison of outcomes for clients in randomized versus open trials of treatment for alcohol use disorders. *J Stud Alcohol* 61: 720–727.
58. Diener-West M, Earle JD, Fine SL, Hawkins BS, Moy CS, et al. (2001) The COMS randomized trial of iodine 125 brachytherapy for choroidal melanoma, II: Characteristics of patient enrolled and not enrolled. *Arch Ophthalmol* 119: 951–965.
59. CASS Investigators (1984) Coronary artery surgery study (CASS): A randomized trial of coronary artery bypass surgery. Comparability of entry characteristics and survival in randomized patients and non-randomized patients meeting randomization criteria. *J Am Coll Cardiol* 3: 114–128.
60. Paradise JL, Bluestone CD, Bachman RZ, Colborn DK, Bernard BS, et al. (1984) Efficacy of tonsillectomy for recurrent throat infection in severely affected children. Results of parallel randomized and nonrandomized clinical trials. *N Engl J Med* 310: 674–683.
61. Williford J, Krol WF, Buzby GP (1993) Comparison of eligible randomized patients with two groups of ineligible patients: Can the results of the VA Total Parenteral Nutrition clinical trial be generalized? *J Clin Epidemiol* 46: 1025–1034.
62. Marcus SM (1997) Assessing non-consent bias with parallel randomized and nonrandomized clinical trials. *J Clin Epidemiol* 50: 823–828.
63. King SB 3rd, Barnhart HX, Kosinski AS, Weintraub WS, Lembo NJ, et al. (1997) Angioplasty or surgery for multivessel coronary artery disease: Comparison of eligible registry and randomized patients in the EAST trial

- and influence of treatment selection on outcomes. *Am J Cardiol* 79: 1453–1459.
64. Hochman JS, Sleeper LA, Webb JG, Sanborn TA, White HD, et al. (1999) Early revascularization in acute myocardial infarction complicated by cardiogenic shock. *N Engl J Med* 341: 625–631.
 65. Feit F, Brooks MM, Sopko G, Keller NM, Rosen A, et al. (2000) Long-term clinical outcome in the Bypass Angioplasty Revascularization Investigation Registry: Comparison with the randomized trial. *Circulation* 101: 2795–2802.

Patient Summary

Background. Health research is meant to determine the best strategies for preventing and treating disease and to inform health policy. Approval of new drugs and health guidelines is usually issued at a national level. Many countries have ethnically and racially diverse populations, and we know that health parameters are not the same for the different groups. To make sure that health policies serve a diverse population, it is important that all ethnic and racial groups participate in health research.

Why Was This Study Done? Several studies have found that minority groups, especially in the US, are often underrepresented in research studies. One possible explanation that has been suggested is that because of past abuses (especially of African-Americans in the notorious Tuskegee Syphilis Study), minorities are less willing to participate in medical research. The authors of this study wanted to test whether this was indeed the case.

What Did the Researchers Do and Find? They looked through the health literature in a systematic way to find all recent studies that reported consent rates by race or ethnicity (every participant in health research has to give “informed consent”). They found 20 such studies, 18 of which were conducted primarily or exclusively in the US, covering a broad range of research from interview-based surveys to clinical trials. Taken together, these studies reported the decision of over 70,000 individuals who were invited to participate. The researchers then compared the consent rates (i.e., the proportion who actually agreed to participate and gave consent) among non-Hispanic whites, African-Americans, and Hispanics. They found very small differences in the overall willingness of minorities to participate in health research compared with non-Hispanic whites. However, they did find that many of the studies invited fewer minority individuals than would be representative for the US patient population.

What Does This Mean? These results suggest that racial and ethnic minority groups, at least in the US, are as willing as non-minority individuals to participate in health research, but that they are underrepresented among the invited participants. Efforts to increase minority participation should therefore focus on offering participation to more minority individuals rather than focusing on changing minority attitudes. It will be important to determine why minorities are underrepresented among people invited to participate in health research. Another interesting question not answered by this study is what motivates individuals from the different groups to accept an invitation and participate in health research both in general and in a particular survey or trial.

Where Can I Find More Information Online? Information on the Tuskegee study:
<http://www.cdc.gov/nchstp/od/tuskegee/>
http://www.pbs.org/newshour/bb/health/may97/tuskegee_5-16.html
<http://www.npr.org/programs/morning/features/2002/jul/tuskegee/commentary.html>
 Office of Minority Health Affairs of the US National Heart, Lung, and Blood Institute:
<http://www.nhlbi.nih.gov/about/omha/>
 Pages on minority resources and initiatives at the US National Human Genome Research Institute:
<http://www.genome.gov/10011199>
 Report on Inclusion of Women and Minorities in Research from the Office for Protection from Research Risks:
<http://www.hhs.gov/ohrp/humansubjects/guidance/hsdc94-01.htm>