

REVIEW ARTICLE

Open Access



Assessing Cardiorespiratory Fitness of Soccer Players: Is Test Specificity the Issue?—A Review

Monèm Jemni^{1*}, Mohammad Shoaib Prince¹ and Julien S. Baker²

Abstract

It is important that players and coaches have access to objective information on soccer player's physical status for team selection and training purposes. Physiological tests can provide this information. Physiological testing in laboratories and field settings are very common, but both methods have been questioned because of their specificity and accuracy respectively. Currently, football players have their direct aerobic fitness assessed in laboratories using treadmills or cycle ergometers, whilst indirect measures (using estimation of aerobic performance) are performed in the field, typically comprising multiple shuttle runs back and forth over a set distance. The purpose of this review is to discuss the applied techniques and technologies used for evaluating soccer players' health and fitness variables with a specific focus on cardiorespiratory testing. A clear distinction of the functionality and the specificity between the field tests and laboratory tests is well established in the literature. The review findings prioritize field tests over laboratory tests, not only for commodity purpose but also for motivational and specificity reasons. Moreover, the research literature suggests a combination of various tests to provide a comprehensive assessment of the players. Finally, more research needs to be conducted to develop a specific and comprehensive test model through the combination of various exercise modes for soccer players.

Keywords: Football, Endurance, Maximal oxygen uptake ($\dot{V}O_{2\max}$), Testing, Performance

Key Points

1. Objective information on soccer player physical status is an important factor for coaches and managers enabling selection and training.
2. A comprehensive approach to analyze the physiological profiles of soccer players, with a specific focus on cardiorespiratory fitness provides accurate information in order to assess the complete picture of player abilities.
3. A combination of various tests is necessary for a comprehensive assessment of player physiological profiles.

Background

Elite soccer match play is characterized by intermittent high intensity activity, underpinned by high levels of aerobic and anaerobic fitness in players. During a soccer

match, the typical distance covered by an elite player is 10–13 km, most of which is walked or at low intensity [1]. This aerobic base is interspersed by high intensity activity including accelerations, sprinting, changes in direction, jumping, side stepping, tackling, and game-specific technical skills [2, 3]. These changes in movement patterns can only be performed providing players have sufficient muscle strength, flexibility, and agility [2, 4]. These high intensity periods are not only the most interesting moments of a soccer game but also the most decisive [5].

However, there are marked differences in physical and physiologic output during a game between individual players, related to position and playing style as well as team tactics [2, 6–8]. Therefore, it is important that players and coaches have access to objective data on player physical status during the season for selection and training purposes [9]. This type of data can also be used as feedback and as motivation for players [6, 7]. Tests to assess physical performance can provide this information. In recent years, as professional soccer clubs seek to gain a competitive advantage, increasing their spending for sport science services, a

* Correspondence: monemj@hotmail.com

¹Sport Science Program, College of Arts and Sciences, Qatar University, 1396 Al Tarfa, 2713, Doha 2713, Qatar

Full list of author information is available at the end of the article

growing number of “soccer-specific” fitness tests have been developed and implemented across the professional game.

Due to the complex nature of soccer match play and the difficulty in isolating specific indicators of performance there is no single test capable of measuring all determinants of physical performance in soccer concurrently. Physical assessments therefore have typically focused on measuring one or two physical components of soccer match play. Physiological testing of soccer players in laboratories and in field settings are common, though both methods have been questioned relating to issues of specificity [10–12] and accuracy [13], respectively. Field tests have up until the last decade or so, estimated maximal aerobic capacity with accuracy error of ± 10 –15% [14]. The development of portable metabolic assessment systems has enabled direct measures of gas exchange in soccer-specific tests in field environments.

The purpose of this review is to analyze the contemporary research available in physiological testing of soccer players, with the focus on cardiorespiratory testing specifically. The review considers tests carried out in all populations and includes field and laboratory tests.

Rationale for Physiological Testing

Performance in soccer relies on a myriad of components, including technical, tactical, mental, and physical skills [15]. In relation to the physical aspect, training, health status, and genetic endowment are fundamental [16]. Sport scientists can, through physiological testing of performers, analyze these components and use this information to create individual profiles of participants to include strengths and weaknesses in relation to other squad players and previous tests [17]. This information is then used to inform and optimize individual training prescription with the aim of rectifying weaknesses. This should be a multifactorial approach that emphasizes sport specific demands, short- and long-term progressions, movement skills, and rest and recovery, acquired from fitness testing which forms the foundation of the physical conditioning program [18].

Balsom [23] describes how individual player profiles could also provide objective utility in analyzing the effects of training interventions as well as the readiness of individuals to return to training and match play following injury. Therefore, results from fitness testing can be valuable to coaches and players as a feedback tool that evaluates individual and team responses to the training stimulus. [11]. A comprehensive list of rationale for fitness assessment is provided in Table 1. Several tests have been devised that can either be used as part of overall physiological assessment or to measure key elements of soccer-specific fitness (e.g., agility, speed, power, multiple sprint ability, endurance). Three factors must be considered when choosing a performance protocol: validity, reliability, and sensitivity [19]. Validity relates to the degree to which

Table 1 Reasons for fitness assessment in soccer (according to Carling [137])

1. To establish a baseline profile for each player and the squad as a whole.
2. To identify individual strengths (to build on) and weaknesses (to be improved).
3. To provide feedback to players on their own capacities and act ergogenically by influencing their motivation to improve.
4. To evaluate objectively the effectiveness of a specific training intervention in terms of progress (improvement or failure to improve).
5. To evaluate objectively the effectiveness of other training-related interventions such as a nutritional or psychological development programme.
6. To monitor progress during rehabilitation or determine whether an athlete is ready to compete.
7. To identify a relationship between individual performance capacities and the actual demands of competition.
8. To monitor the health status of a player.
9. To assist in identifying talented soccer players.
10. To attempt to create performance norms according to age category, stage of development, special populations, playing position and sport.
11. To monitor and evaluate the progression of youth players.
12. To place players in an appropriate training group.
13. To examine the development of performance from year to year.
14. To enable future performance to be predicted.
15. To provide data for scientific research on the limitations of performance.

scores from a test, measures what they are supposed to measure [20]. Three types of validity are associated with performance testing: logical, criterion, and construct. Logical validity is upheld when the test obviously involves the performance being measured [20] but is difficult to truly assess. Criterion validity is an objective measure of validity of which there are two types—concurrent validity and predictive validity [20]. Concurrent validity indicates the protocol is correlated with the criterion measure [20], for example, correlating distance covered in a field test with distance covered during competition. Predictive validity relates to the ability of test performance to predict subsequent performance. An example of such would be to use scores on a maximal oxygen uptake test ($VO_{2\text{ max}}$) to predict performance in a competitive match.

Construct validity is the ability of a test to measure a hypothetical construct, i.e., performance [20]. An example of construct validity would be a test reflecting improvements in flexibility after a flexibility training program. Construct validity can also be established using the known group difference method [20]. For example, as long-distance running requires good aerobic power, a test of aerobic capacity would have construct validity if it could discriminate between groups. Indeed, it has been argued that sports performance is a construct [21]. Reliability considers the ability of the test to produce similar results over different testing times when no intervention is used

[22]. Reliability can be assessed by controlled repeated measures that are analyzed using statistical methods [17]. Reliability is expressed as a correlation coefficient between 0.00 and 1.00, the closer the score to 1.00 the less error variance exists and the more the true score is assessed [20].

The technique adopted to determine the reliability correlation coefficient depends on which measures the investigator is attempting to find a correlation between. Interclass correlation (also called Pearson r) computes correlation between two variables, whereas intraclass correlation measures correlation between the same variable in repeated measures such as score in a test-retest scenario [20]. Sensitivity is the ability of the protocol to detect small but meaningful changes in performance [19], specifically the minimum percentage increase required for enhanced performance. A test with low within-subject coefficient of variation (CV) would be able to detect smaller changes between groups or over time [23]. These increases may be very small in elite athletes with CV's between 0.3–0.4% [24].

Laboratory Testing

Laboratory tests provide a controlled environment, limiting the influence of extraneous variables, so generally yield more accurate and reliable data compared to field tests in relation to isolated elements of fitness [9]. Aerobic endurance performance is dependent on $\text{VO}_{2\text{max}}$, lactate thresholds, and running economy [25] and are most accurately assessed with laboratory protocols utilizing treadmills or cycle ergometers. CV of these tests is typically between 1 and 3% [26].

$\text{VO}_{2\text{max}}$

$\text{VO}_{2\text{max}}$ (maximal oxygen uptake) is the highest amount of oxygen that the body can utilize during exhaustive exercise whilst breathing air at sea level [14]. $\text{VO}_{2\text{max}}$ is one of the most commonly used indicators of aerobic power and metabolism [27] and is used regularly to measure aerobic performance. $\text{VO}_{2\text{max}}$ is considered the gold standard and is the most important measure of aerobic ability.

The primary criterion for attainment of $\text{VO}_{2\text{max}}$ is a plateau in VO_2 [28]. Several secondary criteria exist in the case of a plateau in VO_2 not being reached, which include a rise in respiratory exchange ratio (RER) above 1.15, blood lactate concentration above 8 mmol l^{-1} and increase in heart rate to age-predicted maximum [14].

However, Howley [27] questioned the use of the criteria which originated in studies carried out over 50 years ago [29–31]. Because these studies used specific exercise modalities, subjects, and protocols, the application of these criteria to studies with different methodology and participants therefore may not be valid [27, 32]. The use of a plateau in VO_2 as criteria has been subject to

criticism. Midgley [33] suggested that unless an absolute plateau in VO_2 is used, a VO_2 plateau only represents a slowing of the rate of change in VO_2 —work—rate relationship and not that VO_2 reached a true plateau. In their critique of oxygen uptake criteria, Midgley [33] noted that several criteria (blood lactate, RER, heart rate) necessitate passing a threshold which indicates maximal effort has been reached. Yet, the large variability between subjects means some participants would attain these criteria sub-maximally [34], whereas others may struggle to achieve specific criteria even with maximal effort [33]. The application of heart rate to age-predicted maximum is also misleading as an indicator of maximal effort [17].

The maximal oxygen uptake of outfield male international soccer players has been reported to range from 50 to 75 ml $\text{kg}^{-1} \text{min}^{-1}$ [15], which supports the view that aerobic energy contributes significantly to soccer performance. Indeed, Bangsbo [6, 7] described how approximately 90% of total energy during a soccer match is derived from aerobic metabolism. Therefore, it is important to ascertain a player's maximal aerobic capacity. When $\text{VO}_{2\text{max}}$ is measured in athletes, it is crucial the test protocol replicates the activity profile of the particular sport [35]. Thus, a treadmill $\text{VO}_{2\text{max}}$ protocol would be more valid to evaluate soccer players than a $\text{VO}_{2\text{max}}$ test performed on a cycle ergometer.

The average exercise intensity endured by a player during a game is 80–90% of heart rate max (HR max), close to the anaerobic threshold [6, 7, 15]. Ideally, soccer players should be able to maintain high intensity work throughout a 90-min match. Yet, studies have described elite and sub-elite soccer players' ability to perform high intensity exercise diminishes in the second compared to the first half of games [2, 36–38]. Towards the end of games, a reduction in distance covered [6, 7], more low intensity than high intensity work [39], reduced blood glucose and muscle glycogen [36], and lactate concentrations [6, 7] has been reported.

Players with high $\text{VO}_{2\text{max}}$ levels also have high glycogen levels required for energy release to perform high intensity actions throughout a soccer match. Smaros [40] described players with higher $\text{VO}_{2\text{max}}$ perform the highest number of sprints and are involved more often in decisive plays during a game than those with lower values. These players also have an improved rate of recovery [2] and are better equipped to utilize fat as energy at the same relative workloads, thus are capable of glycogen “sparing” for the most intensive and decisive moments of a game [3]. So, in effect, players with higher $\text{VO}_{2\text{max}}$ can run at a higher intensity and greater distances before depletion of glycogen necessitates a reduction in intensity. This would suggest information of players' $\text{VO}_{2\text{max}}$ is beneficial to coaches regarding team selection, individual player roles within the team and tactical decisions.

Studies have also observed how a player's $\text{VO}_2 \text{ max}$ is significantly correlated with the total amount of work performed during a match [41] and distance covered [6, 7, 40]. Helgerud [42] used an intervention design to compare elite under-18 players undergoing 4 × 4-min interval training at 90–95% of maximal heart rate for 8 weeks with a control group performing normal training. Players in the experimental group increased individual $\text{VO}_2 \text{ max}$ 6 ml kg⁻¹ min⁻¹ as well as covering greater distance (+1700 m) during a game, 100% increase in sprints and 24% more ball contacts. This suggests that $\text{VO}_2 \text{ max}$ is sensitive to training regimens in soccer, training at 90–95% of maximal heart rate may be optimal to improve $\text{VO}_2 \text{ max}$, and improvements in $\text{VO}_2 \text{ max}$ can directly affect match performance in soccer. Also, a relationship between average $\text{VO}_2 \text{ max}$ and team ranking has been shown to exist in several studies. Apor [43] demonstrated a correlation between mean $\text{VO}_2 \text{ max}$ and finishing position in the Hungarian First Division Championship. Mean $\text{VO}_2 \text{ max}$ values were 66.6, 64.3, 63.3, and 58.1 ml kg min⁻¹ for first, second, third, and fourth placed teams, respectively. Two elite teams in Norway's top division finishing in significantly different league positions also had significantly different $\text{VO}_2 \text{ max}$ values pre-season [5]. Although only two teams in one league were studied which is a limiting factor, these findings suggest $\text{VO}_2 \text{ max}$ may differentiate between successful and unsuccessful teams, with higher ranking teams and teams in specific national leagues possessing higher $\text{VO}_2 \text{ max}$ [17]. $\text{VO}_2 \text{ max}$ values have been reported to differ significantly between playing positions in elite and non-elite players. The study of Walsloff [5] described midfielders as having significantly higher $\text{VO}_2 \text{ max}$ values than defenders, when expressed relative to body weight (ml kg min⁻¹). Indeed, studies have consistently reported defenders as having lower $\text{VO}_2 \text{ max}$ compared to other outfield players [15, 44–46]. Some studies have observed how $\text{VO}_2 \text{ max}$ undergoes seasonal variation as $\text{VO}_2 \text{ max}$ values improve markedly during pre-season in professional soccer players when there is typically an emphasis on aerobic conditioning [7, 42].

$\text{VO}_2 \text{ max}$ Limitations

The evidence suggests that $\text{VO}_2 \text{ max}$ testing is a useful tool to evaluate soccer players. However, there are several limitations involved in using laboratory $\text{VO}_2 \text{ max}$ testing. Firstly, studies have demonstrated an insensitivity of $\text{VO}_2 \text{ max}$ tests to indicators of performance and training interventions. Bangsbo and Lindquist [47] compared performance in various exercise tests with a soccer-specific endurance test (Bangsbo test). Results indicated $\text{VO}_2 \text{ max}$ score during submaximal running to be insensitive to endurance capacity as measured by the Bangsbo test, in well-trained soccer players. Casajus [48]

also reported the inability of $\text{VO}_2 \text{ max}$ to reflect training-related improvements in professional players at different times of the competitive season. In agreement with these findings, Raastad [49] also found no difference in $\text{VO}_2 \text{ max}$ before and after 10 weeks of training and Omega-3 supplementation in 50 elite male players.

$\text{VO}_2 \text{ max}$ has also been shown to be unable to distinguish competitive level across populations and across leagues in different countries. A study comparing fitness profiles of professional and semiprofessional soccer players in England described no significant difference in $\text{VO}_2 \text{ max}$ between competitive level, as well as no significance between senior and junior (~10 years) players within the same club [50]. A professional first division Portuguese team was reported to have $\text{VO}_2 \text{ max}$ of 59.6 (±7.7) ml kg min⁻¹ [45], 56.8 (±4.8) ml kg min⁻¹ was observed in elite Saudi Arabian players [51], 59.1 (±4.9) ml kg min⁻¹ in elite players in Hong Kong [52], and 57.8 (±4.0) ml kg min⁻¹ in university players in England [53]. Although these values are broadly comparable and may reflect competitive level, similar aerobic capacity has been shown in professional Italian players (58.9 ± 6.1) ml kg min⁻¹ [54] and English Premier League players (59.4 ± 6.2) ml kg min⁻¹ [55]. Indeed, the study of Faina [54] reported Italian amateur players with $\text{VO}_2 \text{ max}$ values of 64.1 (±7.2) ml kg min⁻¹, significantly higher than in professionals. Casajus [48] showed Spanish First division players to have average values of 66.4 (±7.6) ml kg min⁻¹ which are among some of the higher values reported in the literature, yet higher values have been reported in German Division 3 players (69.2 ± 7.8) ml kg min⁻¹ [56, 57]. This disparity in players' aerobic capacity across similar competitive levels in different countries and the higher values reported in players of lower competitive levels—despite time-motion analyses reporting elite players covering more distance at a higher intensity than non-elite [39, 58], suggest $\text{VO}_2 \text{ max}$ is a poor discriminant between average and elite soccer players. Of course, the difference in methodologies used to establish $\text{VO}_2 \text{ max}$ is likely an influencing factor in results; however, this in itself illustrates the challenges involved in comparison of $\text{VO}_2 \text{ max}$ in soccer players.

The inability to detect indicators of soccer performance has been hypothesized to result from fundamental differences between activity patterns in soccer and $\text{VO}_2 \text{ max}$ tests and, accordingly, the underlying physiology [17]. Of course, the nature of $\text{VO}_2 \text{ max}$ testing (straight treadmill running) does not replicate the activity pattern described in soccer match play, as linear running is not a soccer-specific activity [15]. A test is more reliable and effective when it is specific to the exercise patterns of that sport [59] and validity of the test depends on its ability to elicit similar physiological responses to the actual performance [19]. Indeed, the intermittent activity profile

inherent in soccer elicits increased physiological strain [60] and often requires performance at intensities above those observed in $\text{VO}_2 \text{ max}$ testing [6, 7]. Studies adopting time-motion analyses underscored how the ability to perform repeated high intensity exercise (intermittently) is fundamental in elite soccer [39]. In support, Aziz [61] observed how measured $\text{VO}_2 \text{ max}$ may not be suitable to characterize soccer players' intermittent endurance capacity, as performance (distance covered/speed) in a soccer-specific intermittent test had no relationship with either $\text{VO}_2 \text{ max}$ measured in the same test, as well as a standardized treadmill test nor with $\text{VO}_2 \text{ max}$ measured during a multi-stage shuttle run test. $\text{VO}_2 \text{ max}$ appears to lack sensitivity, with respect to cardiorespiratory testing of soccer players, therefore may be unable to detect small but worthwhile changes in performance over a season.

Aside from physiological and specificity limitations, more practical and methodological limitations exist. For many soccer teams to implement $\text{VO}_2 \text{ max}$ testing, it would require expensive equipment and space, as well as trained personnel that may not be available within their staff. Testing every player would involve multiple time-consuming visits to laboratory facilities at local universities or clinics for many clubs [9, 61, 62]. Also, there are motivational factors that should not be overlooked. High motivation levels and a willingness to push oneself are prerequisites in obtaining true maximal oxygen uptake [31]. When players are not motivated to perform maximally in a fitness test, it is doubtful if the test will provide a valid measure of the performance variable it is designed to measure [63]. Due to the difficulties associated regarding criteria for attainment of $\text{VO}_2 \text{ max}$, care should be taken with terminology and methodology adopted to assess $\text{VO}_2 \text{ max}$. A familiarization session is warranted, robust warm up procedures and suitable protocols and testing criteria [33].

Laboratory $\text{VO}_2 \text{ max}$ testing is not a conclusive measure of physical performance in soccer players and other determinants of performance should be examined. Ziogas [64] argued that velocity at lactate threshold and running economy must also be considered alongside $\text{VO}_2 \text{ max}$ when testing the aerobic capacity of elite players. Aerobic capacity is only one part of a complex structure to define overall soccer performance [5]. Indeed, although soccer match play is predominantly aerobic, the most decisive actions, such as the ability to sprint fast to beat an opponent or to jump high, require anaerobic metabolism [6, 7].

Anaerobic Threshold

Whilst $\text{VO}_2 \text{ max}$ measures the maximal ability to consume oxygen during exhaustive exercise, the intensity of exercise that elicits $\text{VO}_2 \text{ max}$ cannot be sustained for long [65]. The level at which intense exercise can be prolonged has been referred to as the "anaerobic threshold"

which is characterized by the highest exercise intensity, HR, or VO_2 where lactate production and removal is equal [15]. Measurement of the anaerobic threshold using blood lactate has typically focused on the initial rise in lactate above baseline lactate threshold or the 4 mmol L⁻¹ point which is known as OBLA (onset of blood lactate accumulation). Anaerobic threshold in adult male soccer players has been reported to be between 76.6 and 90.3% of HR max [15].

Lactate Threshold

Lactate threshold refers to the VO_2 above which blood lactate exceeds resting values and lactate production exceeds lactate removal during incremental exercise, marking the transition between moderate and heavy exercise [66, 67]. This point represents the onset of lactate accumulation in the blood and may indicate the transition from predominantly aerobic metabolism to anaerobic predominance [68]. Lactate threshold is a more useful indicator of aerobic performance in endurance sports than $\text{VO}_2 \text{ max}$ [69, 70]. This suggests that players with a higher lactate threshold would be able to cover more distance at a higher intensity during a game without lactate accumulation than a player who is less aerobically trained [71]. Lactate threshold and OBLA are usually determined during a graded treadmill protocol, and sub-maximal lactate assessment (fixed level between 2 and 4 mmol L⁻¹) can be used to identify changes in aerobic performance in soccer players over time [72]. Lactate threshold has been shown to be sensitive to changes in training regimens in soccer players. Helgerud [42] reported improved lactate threshold from 47.8 (\pm 5.3) to 55.4 (\pm 4.1) ml kg⁻¹ min⁻¹ after 8 weeks of interval training in elite under-18 players. Edwards [71] investigated $\text{VO}_2 \text{ max}$ and anaerobic thresholds as determinants of training status in elite soccer players, testing once during pre-season and again on completion of the competitive season. Lactate threshold was significantly improved from the first to second test (81 vs 86% $\text{VO}_2 \text{ max}$, respectively) whereas $\text{VO}_2 \text{ max}$ showed no significant difference between tests. Lactate threshold has also been found to be sensitive to positional variation—Bangsbo [6, 7] demonstrated the lactate thresholds of elite midfielders and fullbacks to be higher than those of central defenders and goalkeepers.

Lactate threshold can also be used to inform players on the intensity of training and by measuring heart rate during such lactate threshold tests, training intensities can be prescribed in accordance with the aims of training sessions [9]. The protocol used to determine lactate threshold is important because an initial exercise intensity that is too high will elicit an immediate rise in blood lactate which prevents the appearance of a suitable curve and identification of an inflection point [73].

However, several tests may be required in this instance for accurate identification of lactate threshold [17]. Indeed, differences in the activity patterns of soccer-specific exercise and steady-state exercise are a limitation in the use of lactate threshold as a performance measure. The intermittent nature of soccer means players often perform at levels exceeding the lactate threshold intensity. During intermittent exercise, physiological response is dependent on the type of activity and/or exercise protocol being performed [53, 74]. Depending on the protocol used, higher or lower levels of physiological stress can be elicited than in steady-state exercise, resulting in lactate concentrations lower than or above the lactate threshold [17]. Exhaustive intermittent exercise elicits higher blood lactate concentrations than observed in continuous type exercise [75], although recovery periods in intermittent exercise enable lactate removal, dependent on lactate concentration, aerobic capacity, and activity during the recovery phase [15]. Relationships between lactate threshold and other variables (VO_2 , heart rate) changes during intermittent activity in comparison to steady-state exercise [44]. This disparity between physiological variables during intermittent exercise will limit the application of lactate threshold tests during intermittent, soccer-specific exercise [76].

The additional physiological demand of performing game skills, above the energetic cost of locomotion, further limit the use of the lactate threshold in soccer [75]. Furthermore, studies have shown lactate threshold to be insensitive to performance measures in soccer. Bangsbo and Lindqvist [47] described no significant relationship between lactate threshold and performance during match play and during a soccer-specific field test in professional players. In another study measuring endurance performance changes over a season in young players, mean running velocity at lactate threshold and OBLA improved significantly, yet no change in lactate threshold (relative to HR_{max}) was observed between the start of pre-season and early stages of the competitive season [72]. This is typically the period when aerobic conditioning is a focus and when the largest increases in fitness are observed. The lack of change in lactate threshold suggests the improvements in aerobic performance were due to changes in $VO_{2\text{max}}$ or running economy. Lactate threshold appears to change concomitantly with $VO_{2\text{max}}$ [77]. Indeed, a higher level of $VO_{2\text{max}}$ results in lower lactate concentration at a given work intensity. Evidence of the utility of lactate threshold assessment regarding indicators of soccer match performance is lacking. However, it appears to be useful in monitoring change in endurance capacity elicited from training interventions [78]. Although measurement of lactate threshold may be useful in identifying endurance training changes in soccer players, additional assessment of running economy and $VO_{2\text{max}}$

seems to provide more useful information as to the changes in endurance performance related to soccer [72].

Running Economy

Running economy is the ratio between work intensity and oxygen consumption (VO_2) [79]. It is normally expressed as VO_2 at a standardized workload or VO_2 per meter during running [79]. Running velocity at the lactate threshold or at $VO_{2\text{max}}$ is influenced by running economy. Trained runners have been shown to possess greater running economy than recreational runners [80]. Yet, running economy has been shown to vary widely in highly trained subjects with similar $VO_{2\text{max}}$ [79, 81]. Differences in running economy of up to 20% have been reported in elite endurance runners [82], and running economy has shown to be correlated with aerobic ability [81]. Adding support to the inclusion of running economy in fitness testing, Hoff [42] reported that improvements in running economy due to strength training elicited changes in aerobic performance without accompanying changes in $VO_{2\text{max}}$ or lactate threshold. It has been estimated that a 5% improvement in running economy could increase match distance by approximately 1000 m [77]. When improvement of maximal aerobic performance is desired, $VO_{2\text{max}}$, lactate threshold and running economy must be considered when implementing training regimes [83].

Summary

Laboratory $VO_{2\text{max}}$ testing is considered the gold standard to measure maximal aerobic capacity and is a valid tool in the assessment of soccer players. However, the activity elicited during a $VO_{2\text{max}}$ test does not reflect the high intensity intermittent nature of soccer performance. Therefore, $VO_{2\text{max}}$ testing is unable to isolate specific components of fitness and indicators of match performance, but can provide information related to the general physical capacity of a player, as well as differentiate between populations. These factors, as well as the impracticality of adopting $VO_{2\text{max}}$ testing in soccer teams, suggests sport scientists use maximal oxygen uptake assessment during periods of the season when large changes in fitness are expected. Measurement of lactate threshold can be useful during steady-state exercise to show changes in aerobic performance elicited from training interventions. However, the disparity associated with blood lactate accumulation in steady-state and intermittent type activity means its usefulness in soccer is limited. Moreover, as lactate threshold is not sensitive enough to soccer-specific indicators of match performance, it is best used as a determinant of general fitness. Running economy should be included as a measure of aerobic endurance as it influences other determinants of fitness and has been shown to be more sensitive to

changes in performance than traditional measures. A comprehensive assessment of aerobic capacity may require that all three measures are considered.

Field Testing

Owing to limitations associated with laboratory testing, several field tests have been devised as practical alternatives to assess the endurance capacity in soccer players. Fitness tests carried out in the field improve the specificity of the test, yet provide less accurate measurements when compared to laboratory tests [11]. Some examples of soccer field tests include the Loughborough Intermittent Shuttle Test [84], 20 m multi-stage shuttle run test [85], and the Yo-Yo tests [6, 7, 86]. Because these tests include soccer-specific activity, they may be more valid than laboratory assessments [11, 13] by better measuring a player's ability to perform in a soccer situation. Such field tests have included either continuous or intermittent exercise, with and without recovery phases and/or soccer-specific actions. Performance in soccer-specific field tests have been reported to show correlation with $\text{VO}_{2\text{ max}}$ [87, 88] as well as possessing the ability to differentiate between playing positions [89] and player ability level [39].

Loughborough Intermittent Shuttle Run Test (LIST)

The LIST [84] was designed to simulate activity patterns in a soccer match. It involves running between two lines 20 m apart at various speeds related to individual estimated $\text{VO}_{2\text{ max}}$ dictated by audio signals from a micro-computer. The test comprises two parts—part A and part B. Part A is a set pattern of a 10-min intermittent high intensity running, and part B is an open-ended intermittent shuttle running designed to exhaust the participant within 10 min. Although the 15 min blocks of activity each separated by 3 min recovery constitute part A. Part A involves 3×20 m shuttles at walking pace, 1×20 m at maximal running speed, 4 s recovery, 3×20 m at 55% of individual $\text{VO}_{2\text{ max}}$, and 3×20 m at 95% individual $\text{VO}_{2\text{ max}}$. Test measurements include sprint time, total distance covered, blood lactate, heart rate, and RPE. Examining the test-retest reliability of LIST, Nicholas [84] reported no significant difference in physiological or metabolic variables between tests. Total distance covered (12.4 km) and turns completed (55–60) during LIST was similar to those calculated in competitive soccer matches [1, 15]. Siegler [90] described LIST to elicit similar physiological responses (HR_{mean} , HR_{max} , $\text{VO}_{2\text{max}}$) in non-elite players to those observed in elite players as recorded via time-motion analyses. Although LIST simulates the physiology of soccer with regard to distance covered, it does not include many football specific actions such as backward running, jumps, and ball activity, so it is not a valid soccer-specific test. Indeed, a measure of a skill is required in such a protocol for it

to be considered a valid test for soccer [19]. Also, because the test is exhaustive, it may be impractical during a competitive season when recovery and preparation are the key.

Multi-stage Shuttle Run Test

The multi-stage shuttle run test (MST) was developed by Leger and Lambert [91] and later modified [8]. MST incorporates running back and forth between two lines separated by 20 m, with increases in speed every minute regulated by audio bleeps from a tape recorder. The participant must reach the end line in the shuttle by each bleep, if the participant fails to reach the end line once he/she is warned, and in two successive shuttles they cannot reach the line the test is terminated, with the total number of shuttles completed typically used as the test score. The test begins at around 8 km/h [88]. $\text{VO}_{2\text{ max}}$ is estimated based on the shuttle reached at the end of the test using the regression equation $\text{VO}_{2\text{ max}} = (5.857 \times \text{speed on the last stage}) - 19.458$ [91]. MST has been shown to significantly correlate with $\text{VO}_{2\text{ max}}$ directly measured on a treadmill [61, 88] ($r = 0.92$ and 0.92 , respectively). Contrastingly, in non-elite players, Siegler [90] reported significant difference between $\text{VO}_{2\text{ max}}$ estimated via MST and treadmill $\text{VO}_{2\text{ max}}$. Also, the indirect measurement of $\text{VO}_{2\text{ max}}$ has accuracy of ± 10 – 15% [26], so it should be viewed with caution. As the shuttle score is discontinuous and cannot be used for statistical analysis, MST score should be expressed as distance covered [15].

MST has been shown to correlate with several soccer-specific match activities in youth players (total distance, distance in speed zones/match activity categories) as measured via GPS technology [92]. However, the study did not measure physiological variables. The MST has been used extensively to assess soccer players in England [46, 50, 55]. Yet, MST has been unable to identify training interventions—as Odetoyinbo and Ramsbottom [93] concluded after finding no significant improvement in MST after 8 weeks of high intensity training in soccer players. Also, studies have reported MST as unable to differentiate between populations and competition level. Edwards [94] reported no difference in $\text{VO}_{2\text{ max}}$ between academy scholars and recreational players completing the MST. Similarly, Dunbar and Power [50] found no difference between professional and semi-professional players, or between senior and junior (~16 years) players within the same club for estimated $\text{VO}_{2\text{ max}}$ assessed via MST. However, the accuracy of the results can be questioned as goalkeepers' results was included in the data, which likely affected the outcome as there exist substantial differences in maximal oxygen uptake between goalkeepers and outfield players [15, 45, 95, 96].

Yo-Yo Tests

As discussed elsewhere in this review, soccer players require the ability to perform and recover from repeated intense exercise [87]. As a result of a need for a test to measure this physiological attribute, the Yo-Yo tests were developed. The Yo-Yo tests incorporate 2×20 m shuttles interspersed with 10 s of active recovery with speed increments regulated by audio signals from a CD player. Participants continue until they can no longer maintain the speed imposed by audio signals, and the distance covered at that moment is the test result [10, 12]. Yo-Yo IR1 begins at lower speed (10 km/h) than Yo-Yo IR2 (13 km/h) with slighter speed increments. The Yo-Yo IR1 assesses an individual's capacity to repeatedly perform aerobic exercise leading to maximal activation of the aerobic system whilst the Yo-Yo IR2 focuses on the ability to recover from repeated high intensity exercise with a large anaerobic contribution alongside a significant aerobic component [10]. In untrained participants, the Yo-Yo IR1 elicits this physiologic response. In trained participants, the Yo-Yo IR1 typically lasts 15–20 min whilst Yo-Yo IR2 lasts 5–15 min. Accordingly, Yo-Yo IR1 [6, 7] has been reported to be more suitable for recreational players whereas the Yo-Yo IR2 is more applicable to trained subjects [10]. Both Yo-Yo recovery tests allow for quick determination of maximal heart rate in participants, with faster increases in heart rate observed in Yo-Yo IR2 [10]. Increased blood lactate and muscle lactate accumulation is elicited in Yo-Yo IR2, as well as lower creatine phosphate levels on completion of the test and a higher rate of average muscle glycogen utilization during Yo-Yo IR2 [36, 87].

The Yo-Yo IR1 has been reported to have high correlation with several physical match activities in youth [97, 98] and adults [10, 87]. Yo-Yo IR1 has also been shown to be valid and reproducible and differentiate between ability levels in a range of sports. Krustup [87] investigated the validity and reliability of Yo-Yo IR1 in elite male Danish soccer players. Authors reported a significant relationship between Yo-Yo IR1 test performance and the amount of high intensity exercise performed during soccer match play, and no difference in performance between a test retest of Yo-Yo IR1 within a week of each other (CV = 4.9%). In young soccer players (11–17 years), Deprez [99] showed the Yo-Yo IR1 to be adequately reliable in young players (U13, U15) and highly reliable in U-17-year-olds performing test-retest Yo-Yo IR1 (excellent interclass correlation between 0.82 and 0.94). Another finding was that Yo-Yo IR1 had a good ability to differentiate young elite and non-elite players. However, the inclusion of a small number of non-elite players ($N = 20$) for comparison with a large cohort of elite players ($N = 150$) is a limitation of the study, and it is to be expected that elite players with higher training frequency, and ability level, will perform better than

sub-elite players on any given soccer-specific field test. In a study with greater equality between participant groups (18 top class vs 24 moderate level professional players), Mohr [39] also showed the Yo-Yo IR1 to differentiate player ability, as top class players performed better in the test than moderate level players (2.26 ± 0.08 vs 2.04 ± 0.06 km). Furthermore, the Yo-Yo IR1 was shown to be sensitive to playing position, as midfielders and fullbacks covered a greater distance than defenders and attackers (2.23 ± 0.10 and 2.21 ± 0.04 vs 1.99 ± 0.11 and 1.91 ± 0.12 km, respectively). Metaxas [100] reported the Yo-Yo IR1 to underestimate $VO_{2\max}$ when compared to treadmill protocols in elite U-20 soccer players. The authors' suggested that the turn and recovery periods in the Yo-Yo IR1 may have suspended attainment of $VO_{2\max}$. However, Yo-Yo IR1 appears to be more sensitive to changes in soccer performance than $VO_{2\max}$. Bangsbo [1] observed Yo-Yo IR1 test performance during different periods of the season in 20 elite soccer players. Authors described how performance on Yo-Yo IR1 improved by 31% during pre-season phase, whereas only a minor change in $VO_{2\max}$ occurred. This is in line with data recorded by Krustup [87] where seasonal improvements in Yo-Yo IR1 (25%) were observed in elite soccer players with relatively minor changes in $VO_{2\max}$ (7%). Yo-Yo IR1 performance has also been shown to be related to other validated field tests. Castagna demonstrated a strong correlation ($r = 0.89$) between Yo-Yo IR1 performance and MST in youth male soccer players. This finding suggests that these two tests could be used interchangeably in assessing soccer-specific fitness in young male players.

Yo-Yo IR2 has been studied extensively in a range of sports and has been shown to be sensitive to soccer playing position [89], performance in different seasonal periods, and competitive level [87] and associated to treadmill $VO_{2\max}$. Krustup [87] measured 13 normally trained males in repeated Yo-Yo IR2 tests, incremental maximal treadmill test, and various sprint tests. Additionally, 119 Scandinavian professional soccer players performed Yo-Yo IR2 on two to four occasions and found no difference in Yo-Yo IR2 performances carried out within 1 week of each other (CV = 9.6%). The test was correlated to $VO_{2\max}$ and treadmill performance. Authors described how the soccer players improved their Yo-Yo IR2 performance by 27% in the first 4 weeks of pre-season preparation and 42% improvement during the total 8-week pre-season period. This demonstrates the test's sensitivity in assessing a player's capacity for repeated high intensity exercise. Additionally, international elite players performed better than moderate elite players (1059 ± 35 vs 771 ± 26 m), whilst central defenders, fullbacks, and midfielders performed better than goalkeepers and attackers ($p < 0.05$). Carling [101] supports this finding, after analyzing repeated sprint ability and high intensity activity in

French professional players reported midfielders complete more high intensity actions with short recovery whilst full-backs performed the most repeated high intensity bouts. The sensitivity of the Yo-Yo IR2 to differentiate between competitive level in soccer players is greater than for the Yo-Yo IR1 [10]. Indeed, international elite level players have been shown to carry out 28% more high intensity running and 58% more sprinting than moderate elite level players during competitive games [39]. It is apparent that high intensity exercise capacity differentiates top level players with those of a lower standard. Yo-Yo IR2 and Yo-Yo IR1 have both shown sensitivity in differentiating players at different levels.

Aziz [61] compared performances in Yo-Yo IR2 with MST and treadmill $\text{VO}_2 \text{max}$ in young soccer players of a national U-18 squad. No significant differences were found in physiological variables (HR max, VO_2 , VCO_2 , VE, BLA) except RER between the three tests. As treadmill $\text{VO}_2 \text{max}$ is deemed “gold standard,” this demonstrates the validity of Yo-Yo IR2 and MST as field-based tests of aerobic capacity in young soccer players. A significant difference was observed; however, between field tests for distance covered and peak speed and a common variance of just 40% were recorded. This would indicate performance in either test is not interchangeable. This is probably due to protocol differences and the concomitant disparity in physiologic response—the Yo-Yo IR2 begins and finishes at higher speeds and includes 5 s rest periods that provide recovery and a true intermittent activity. Indeed, performance in MST showed strong significant correlation with $\text{VO}_2 \text{max}$ measured during MST and in Yo-Yo and almost correlated with treadmill $\text{VO}_2 \text{max}$. The largely continuous activity profile of MST with speed increments every minute is similar to treadmill $\text{VO}_2 \text{max}$ protocols adopted (gradient and/or speed increase every minute) which may explain this association. Indeed, other studies comparing continuous and intermittent type field tests have reported marked differences in metabolic and oxygenation responses [102] as well as significant differences in $\text{VO}_2 \text{max}$ between intermittent field tests and continuous treadmill protocols [100]. The Yo-Yo tests in this regard provide activity more closely associated to soccer match play which is reflected in similarities in physiological response.

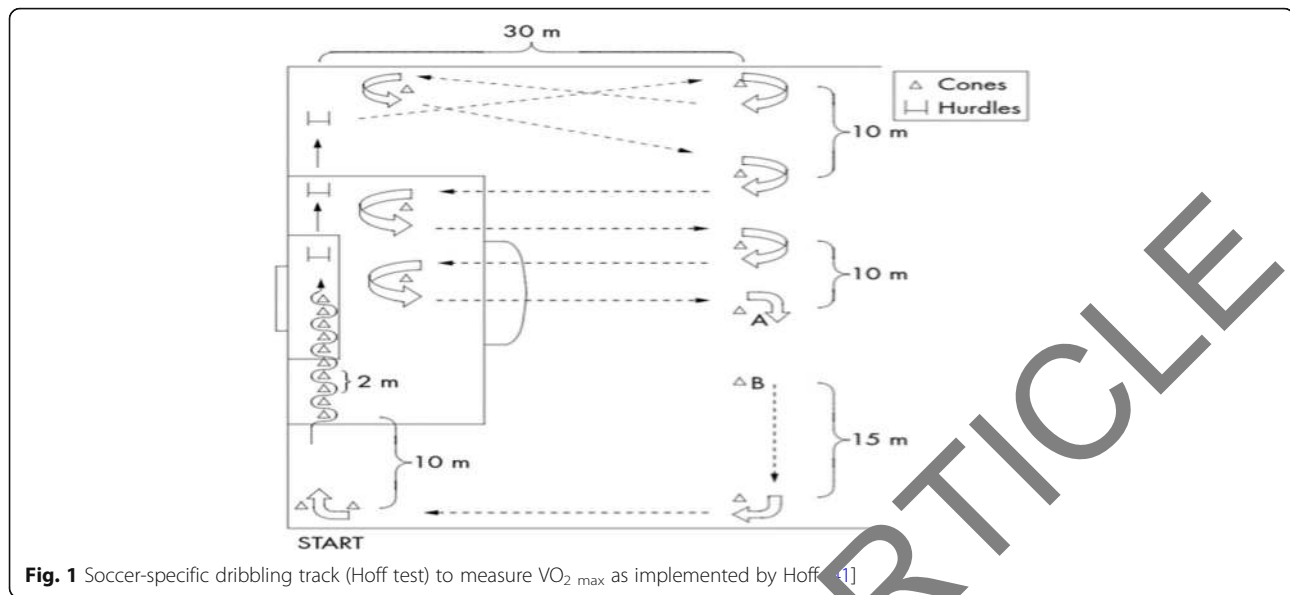
Although these findings suggest the Yo-Yo intermittent recovery tests as effective, and valid measures of soccer-specific fitness, such studies are not exempt from limitations which influence how they are interpreted. A measure of skill is required in a soccer tests to make it a valid test [19, 103]; however, the Yo-Yo tests do not include any measure of skill nor any activity that could be deemed specific to soccer. Also, the turns performed at the end of each shuttle in the Yo-Yo tests may put pressure on the lower limbs' joint musculature when carried out repeatedly.

Hoff Test

The field tests described thus far, although possessing varying degrees of reliability and validity, do not reflect the skills required in soccer match play [103]. They typically incorporate running in a frontal direction, excluding the differing array of movements involved within the sport of football [1, 10, 104]. Furthermore, most research in field testing in soccer has been carried out without a ball. As the literature agrees that testing should incorporate soccer-specific activity, the most soccer-specific activity would include ball actions as part of the test. Chamari [105] found the presence of a ball to be a critical motivational point to assess aerobic performance in soccer players. Perhaps understandably, training solely by running may cause motivational issues for soccer players [15, 41]. Players performing maximal tests in field and lab settings felt more motivated in field testing with a ball [106]. Indeed, it has been advised in professional youth players that a ball be incorporated to increase the specificity and data variation between subjects in agility tests [107].

Another concern in the development of soccer-specific field tests is that soccer is played on a flat surface, and evidence suggests subjects solely running on flat surfaces may not be able to attain exercise intensities close to $\text{VO}_2 \text{max}$ [14]. Treadmills are typically inclined to increase musculature activation enabling true $\text{VO}_2 \text{max}$ to be reached by the participant [14]. Interval training has been performed as uphill running to reach exercise intensities close to $\text{VO}_2 \text{max}$ [42]. However, running with the ball in soccer has been shown to increase energy expenditure by 8% over plain running [108] which could replicate the extra load imposed by an inclined treadmill. Hoff [41] developed the Hoff dribbling test as well as small-sided games in this regard, to substitute the uphill running component with ball dribbling, changes of direction, and backward running, for soccer-specific interval training. The soccer-specific field test incorporated ball dribbling with accelerations, decelerations, jumping, and changes of direction around a specially designed track (Fig. 1). Six male elite players were assessed with Metamax II measuring gas exchange. Players were also assessed during laboratory $\text{VO}_2 \text{max}$ and 5-a-side small group play and compared across conditions.

Results showed the dribbling test and small group play to be as effective as normal running in eliciting work intensities of 90–95% HR max, which has been described as the optimal range to improve $\text{VO}_2 \text{max}$ [41, 83]. However, to achieve these intensities, a high level of organization was required—with constructive instructions and active encouragement. Authors conceded that the small sample of players was used, and because they were volunteers for an endurance experiment, the findings cannot be generalized to wider groups of soccer players. Also, one person replaced cones and hurdles



that fell, indicating that predictably, the dribbled ball would be uncontrolled at times by participants undertaking the circuit. Indeed, ball handling skills influence results in fitness tests [107, 109, 110]. Therefore, it is likely the ball dribbling component would interfere with breathing frequency which would in turn affect minute ventilation (VE) and $VO_{2\max}$ attainment. Indeed, all respiratory variables were significantly different in the dribbling test compared to $VO_{2\max}$.

The study of Castagna [92] reported the Hoff test to have only limited association with match performance and no significant correlation with other validated field tests (MSFT, Yo-Yo IR1) in elite youth soccer players, as well as low relative (ICC = 0.68) and absolute (CV = 18.2) reliability. The labor time required to set up the course, and a limited number of players testable at one time are limitations of the test. However, the Hoff test has been found to correlate well with $VO_{2\max}$. Kemi [106], using the same dribbling protocol, described by Hoff [41] reported how the test elicited values of $VO_{2\max}$, max HR, maximal breathing frequency, RER, and oxygen pulse that were not different from those recorded in traditional $VO_{2\max}$ treadmill running in elite male players. Ball dribbling, jumping, accelerations, decelerations, backward running, and turns increased oxygen demand comparably to uphill treadmill running in a laboratory. The only variable that was significantly different between conditions was VE. The cause of the discrepancy in VE may be due to different methods of gas analysis between conditions, as treadmill $VO_{2\max}$ was measured via a stationary metabolic system and the field test used a portable system (Metamax II). Previous studies have also demonstrated differences in VE measurement between portable and stationary gas analysis systems [111]. Authors speculated that

working to exhaustion, and thus maximal ventilation, may be more difficult when concomitantly performing technical soccer skills. It was also postulated that differences between mouthpiece (stationary system) and facemask (Metamax II) caused the discrepancy.

However, breathing frequency was similar between tests and Metamax II has previously been validated [112]. Chamari [105] also used a slightly modified version of the Hoff dribbling test [113] to measure aerobic performance and determine correlation with laboratory $VO_{2\max}$ before and after 8 weeks of endurance-centered soccer training in elite youth players. Strong correlations between $VO_{2\max}$ and Hoff test performance ($r = 0.68$) was reported, as well as the ability of the test to reflect improvements in $VO_{2\max}$, although authors also encountered difficulty reaching 90–95% HR_{\max} during the dribbling test because of ball loss, resulting in unaccounted periods of rest which allowed activity intensity to decrease. Evidently, the inclusion of soccer-specific technical skills in physiological testing can present obstacles to attainment of maximal values. The relationship between $VO_{2\max}$ and test performance in the study of Chamari [105], although similar, was not strong enough to predict $VO_{2\max}$ from test performance. The ability to reliably predict $VO_{2\max}$ in soccer field tests would be beneficial as during a competitive season, the implementation of maximal tests is discouraged. Also, exhaustive testing induces psychological stress that may vary and influence performance from day to day [10].

These findings suggest that high intensity, soccer-specific testing and training including a ball can induce effective physiological responses in the HR_{\max} range to improve $VO_{2\max}$, deliver a similarly maximal protocol as $VO_{2\max}$, whilst providing a more motivating exercise for players than straightforward running. However, the

issues encountered regarding measurement of respiratory variables and performance of technical skills would suggest simplification or elimination of these from such tests. Removal of a ball dribbling element would consequently reduce load and impact on achievement of $VO_{2\text{ max}}$. Soccer field tests should include changes of direction or accelerations to increase work load and compensate for an inclined treadmill [41]. Many physical fitness tests in soccer are fundamentally continuous exercise, which has limited relevance to ball sports such as soccer [87]. However, Chamari [105] used a soccer-specific intermittent field test without any ball component [47] in male soccer players. Instead the circuit included slalom running, multi directional running, 15 s high intensity periods as well as 10 s low intensity jogs (Fig. 2). Results had no correlation with laboratory $VO_{2\text{ max}}$. An average running intensity of 95% HR_{max} was elicited in the test which normally correlates with $VO_{2\text{ max}}$ when running continuously [26]. Authors suggested the intermittent component of the Bangsbo test resulted in heart rates that were not a true picture of the exercise intensity as typically 1 min of continuous running is required to achieve 95% HR_{max} [42]. The brief high intensity periods may therefore induce anaerobic intensity above that observed in $VO_{2\text{ max}}$ testing.

Paul and Nassiss [98], in their recent review of field tests in youth soccer, reported intermittent-based tests are most appropriate to measure soccer-specific endurance. However, intermittent activity may overestimate VO_2 due to heart rate differences compared to continuous exercise [41]. Indeed Chamari [105] reported how HR_{max} attained during the high intensity periods of the intermittent Bangsbo test may reflect a response to anaerobic exercise that exceeds $VO_{2\text{ max}}$. Metaxas [100] reported higher $VO_{2\text{ max}}$ values in intermittent protocols compared to continuous protocols carried out in either

the field or laboratory. These higher values of $VO_{2\text{ max}}$ during intermittent protocols have been described elsewhere in the literature [34, 47, 114]. The fact that soccer-specific protocols with intermittent periods elicit higher exercise intensities than $VO_{2\text{ max}}$ reflects a weakness in the use of $VO_{2\text{ max}}$ in the measurement of a soccer players' fitness. This issue highlights a requirement for specific testing protocols, chiefly the ability to assess physiological demands within a specific sports condition, i.e., a test incorporating football exercises, is essential to be able to directly assess and structure team/individual training and progression [104]. Therefore, field tests of soccer players must reflect the match activity of soccer—intermittent high intensity activity, with recovery bouts, low intensity periods, and football-specific actions.

Seemingly, field tests used in soccer have typically used comparison and association with treadmill $VO_{2\text{ max}}$ as validation criterion. As discussed previously, $VO_{2\text{ max}}$ has several limitations regarding sensitivity to soccer. Relationships made between field tests and $VO_{2\text{ max}}$ may be of limited use, as $VO_{2\text{ max}}$ is a poor marker of physical performance in ball sports such as soccer [1]. Indeed, $VO_{2\text{ max}}$ per se, assessed either in soccer-specific field tests or in the laboratory, is not capable of characterizing soccer players' endurance performance [47, 61]. Field tests have typically attempted to replicate activity patterns during a soccer match and to achieve the highest possible correlation between test performance and endurance performance during a soccer match. Despite their relationship with physiological variables of aerobic fitness, limited evidence exists regarding their relationship with match activity or direct validity [92]. Direct validity is regarded as a precondition of any sport-specific field test [97].

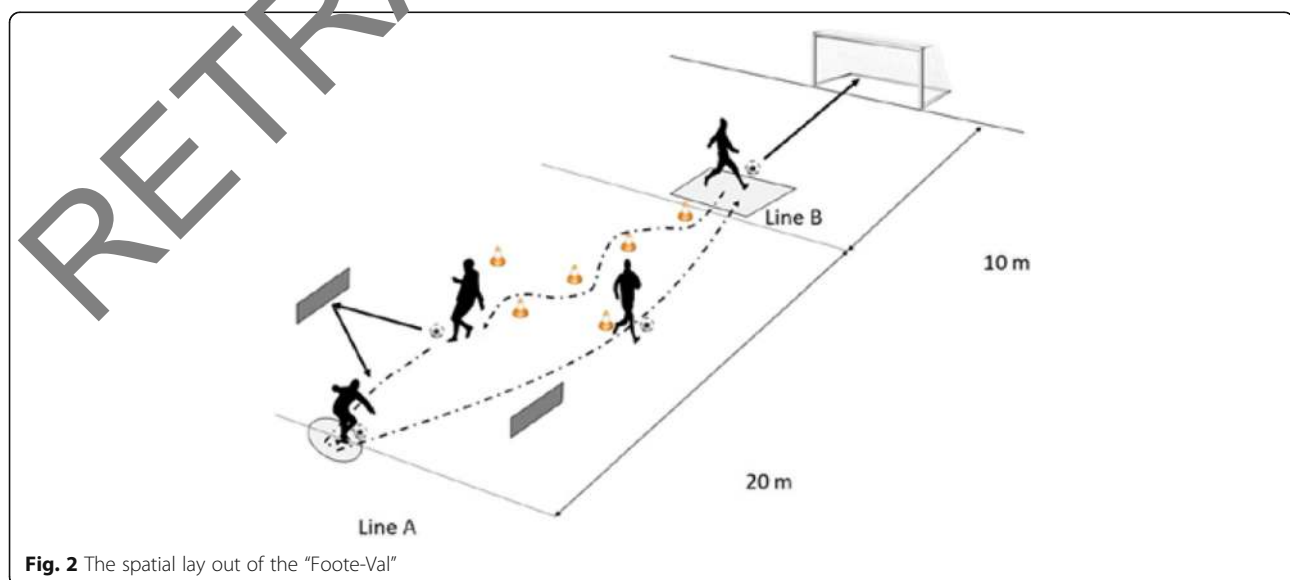


Fig. 2 The spatial lay out of the "Foote-Val"

Field tests that have included soccer skills have often used closed skills such as slalom dribbling, which has a limited applicability to soccer match play. Soccer requires performance of multiple skills in a variable environment with a marked perceptual-cognitive component [75]. Indeed, cognitive skill is vital in team sports [115]. In this regard, Bullock [75] developed a novel reactive agility motor skills test (RMST) incorporating physical, technical, and cognitive skills in one protocol and tested amateur male players before and after soccer-specific exercise. Reactive agility enables understanding of decision making, perceptual ability, and physical ability (speed, power, balance) and together with a technical skill component provides an integrative approach to soccer skill testing. Measures of short passing accuracy and trapping the ball comprised the technical element. RMST showed good test-retest reliability with CV between 2.3 and 3.5% for all physical variables, but less reliable for technical and overall performance indices (CV = 9.2–10.7%). After performing 45 min LIST, subjects' sprint performance and reactive agility time decreased non-significantly, whereas short passing time/accuracy as well as performance index (passing score/test time) improved. This suggests either a learning effect or improved performance elicited from exercise. Other studies have also reported moderate exercise to improve subsequent soccer skill accuracy [116, 117].

These integrative tests of multifactorial components required for successful soccer performance should be the focus of future research, as many soccer field tests include just one outcome measure such as aerobic capacity, which is one of many desired attributes in soccer. However, it is important to remember that no field test will determine performance in a soccer match as it is difficult to isolate individual physical parameters, because the game demands are so complex [9]. A comprehensive approach comprising physiological, psychological, anthropometric, and skill-related assessments is required [98].

Footo-Val test

Footo-Val is an incremental, intermittent test based on the spatial organization of Léger's "20-m shuttle run" test [118] to include direction changes (180°). The purpose of this test is to determine a global index of football players, providing a clear idea of their level, including their physical and technical skills. Notation considers players' aerobic power and technical capacities in real football conditions (MASS). This test allows $VO_{2\text{ max}}$ to be measured in specific conditions and will be influenced by many factors such as running economy, muscular abilities, or technical skills with the ball. It differentiates football players as per their level (Ziogas et al., [119]).

To comply with the distance of 20 m, as in Léger's 20-m shuttle run test, an optimal trajectory is drawn in the

slalom using plastic strips (0.5-m long and 1-cm thick) located 0.5 m from the center of the poles, which does not interfere with the player or the ball. The route of this optimal trajectory aims to help the player to respect the tempo beeps. A marker is placed at 0.4 m from the first pole so that the player would start his slalom at this point and not before. The last step completed by the player provides the Maximal Aerobic Speed Specific (MASS).

However, the test might not be accurate because the ball movement after hitting the plastic board is not controlled. Therefore, the pace, direction, and the distance of running with the ball will vary from player to player. Moreover, the ball control of all the players may not be equal, and the risk of losing the ball during the drill is high between different players with different skill levels. Thus, it may not be the most accurate test to examine players' aerobic potential.

Maximum Aerobic Power Test

The maximum progressive laboratory test is carried out on a motorized treadmill, starting at 8 km·h⁻¹ with speed increments of 1 km·h⁻¹ every minute. Immediately after the athlete reached voluntary exhaustion, he should undergo an active recovery lasting 3 min at a speed of 7 km·h⁻¹. Throughout each test, the treadmill was set with a slope of 1%. On the other hand, the field test consisted of a progressive and maximal running test with a total distance of 80 m, in the shape of a square of 20 m. The execution speed of the test was determined by sound beeps like those of the Yo-Yo test of endurance level 2 [86], with initial velocity of 11.5 km/h and load increments of 0.5 km/h every minute, admitting that the Yo-Yo endurance test level 2 aims to estimate the $VO_{2\text{ max}}$ in well-trained players to shorten the evaluation time [120]. In each corner of the square, there is a cone, which should be circumvented by the athlete at the time of each beep. The test is always performed counterclockwise and stopped if the athlete did not reach the vertices for two consecutive times in trying to get around the cone at the time of the sound beep. The distance, maximum speed, and total time of each subject are recorded for evaluation.

This test can be used to estimate $VO_{2\text{ max}}$. The field test protocol may be preferred over the treadmill protocol, as the player is exposed to real game conditions since the test is performed in the field, wearing soccer cleats as opposed to the laboratory conditions. Moreover, the field test protocol is easily implemented and, therefore, useful in soccer training planning [121]. Comparing the results with other studies [121, 122], it was observed that data collected in other countries had values of height and weight similar to this study. However, some of the anthropometric characteristics of teams from different countries and leagues showed a wide range of results,

especially in body weight [27]. Anthropometric studies of soccer players show that body weight and height are important variables to consider when assessing performance [27]. The values found in this study for distance and speed in the field were superior (1773.33 ± 334.49 m and 15.10 ± 0.64 km·h⁻¹) to those of Castagna [123], with distance values of 1.331 ± 291 m and speed values of 14.15 ± 0.65 km·h⁻¹ for the Yo-Yo endurance level 2. The differences found in our study for distance and speed of the field test and treadmill might have occurred because the initial speed of the field test (11.5 km/h) is greater than the initial speed of the treadmill test (8 km·h⁻¹). Thus, the athlete remained a shorter period in the field test. The high level of blood lactate found in the athletes after the field test (10.0 ± 2.14 mmol/l) is also a criterion for the performance of VO_2 max and it shows that the use of anaerobic energy production during the maximal exercise effort [124]. The values for VO_2 max (48.55 mL·kg⁻¹·min⁻¹ and 50.19 mL·kg⁻¹·min⁻¹ for field test and treadmill, respectively) were lower than values reported in other studies [125–128]. However, in the present study, the values for VO_2 max on a treadmill and VO_2 max in the field test did not differ statistically ($p < 0.077$). So, it can be concluded that the proposed field test is statistically similar to the test performed on the treadmill. The correlation for VO_2 max in the field and treadmill in this study is high ($r = 0.748$, $p < 0.000$) and statistically significant. In other studies, [129, 130], the correlations between the field tests and the treadmill tests were inferior to ours. The results of the present study also agree with other researchers that support the idea that a portable telemetric ergo spirometer is a reliable method for determining the aerobic power of a soccer athlete in the field [15, 57, 111, 131]. It seems that the “proposed field test” can effectively contribute in creating the best training plan and, therefore, lead to a higher level of sports performance in modern soccer. The formulas found to indirectly determine the values of aerobic power show that the field test proposed in this study allows the subject to reach values of maximum aerobic power essentially the same as when determined by direct spirometry (Fig. 3).

As per the results in this study, it is possible to establish two equations to estimate VO_2 max with a field test, one through the maximum speed reached, and another by the distance covered. This finding is an excellent outcome, given the high cost of ergo spirometry equipment, the time that is necessary to train the staff to use it, and the time-consuming ergo spirometry tests in the laboratory. This field test can be adopted by coaches and applied in trained soccer athletes, helping to establish the maximum aerobic power of athletes in Juvenile and Junior categories with lower costs and time saved that can be used in skill training. Another important factor in

the field test is the ecological validity of the test since the athlete performs in conditions that are more like those of a real match (i.e., a field test in the grass and wearing soccer cleats). Finally, the test should be considered as an easy and useful tool for coaches and trainers for assessing the athlete’s cardiorespiratory capacity before, during, and after a competitive season [127].

Incremental Running Test

Two progressive maximum tests, Carminatti’s test (T-CAR) and the Vameval test (T-VAM) are used. T-CAR is an intermittent incremental test that is performed as shuttle runs. On the other hand, T-VAM is a continuous incremental test performed on an athletic track. T-CAR includes incremental intermittent shuttle runs performed in a lane set at progressive distances apart [109]. The protocols start at a speed of 9 km/h on a running base of 15 m, which is increased by 1 m at every 90 s stage. Each distance stage (i.e., from 15 m to exhaustion) is composed of five repetitions of 12 s shuttle runs interspersed by a 6 s walk to be performed between two lines set 5 m apart from the start/finish line. The running pace is controlled by a constant timing of 6 s beep, between the parallel lines established on the track and marked by cones. Failure to achieve the shuttle run in time to the prescribed audio cue on two consecutive occasions resulted in termination of the test. T-VAM was performed on a 200-m outdoor running synthetic surface track. Ten cones should be set every 20 m on the track. The test starts at a running speed of 8.5 km/h and increases by 0.5 km/h every minute until exhaustion [132]. Participants adjusted their running speed to the cones placed at 20 m intervals. The test ended when the subject could no longer maintain the required running speed dictated by the audio beep, for three consecutive occasions. The results of the present study showed that the Peak Velocity obtained in T-VAM vs T-CAR were similar and demonstrate a high level of agreement; thus, the maximal variable derived from T-CAR and T-VAM could be exchanged when designing training programs. This will allow coaches to be flexible whilst choosing any of the abovementioned test protocol suitable for their team since both provide similar results.

Carminatti’s Test (T-CAR)

Carminatti’s test (T-CAR) requires participants to perform repeated bouts of 5612 s shuttle running at progressively faster speeds until volitional exhaustion. The 12 s bouts were separated by 6 s recovery periods, making each stage 90 s in duration. The initial running distance was set at 15 m and was increased by 1 m at each stage (90 s) [109]. The test protocol has an initial speed of 9 km/h over a running distance of 30 m (15 m out and back). The stage length in a single direction is

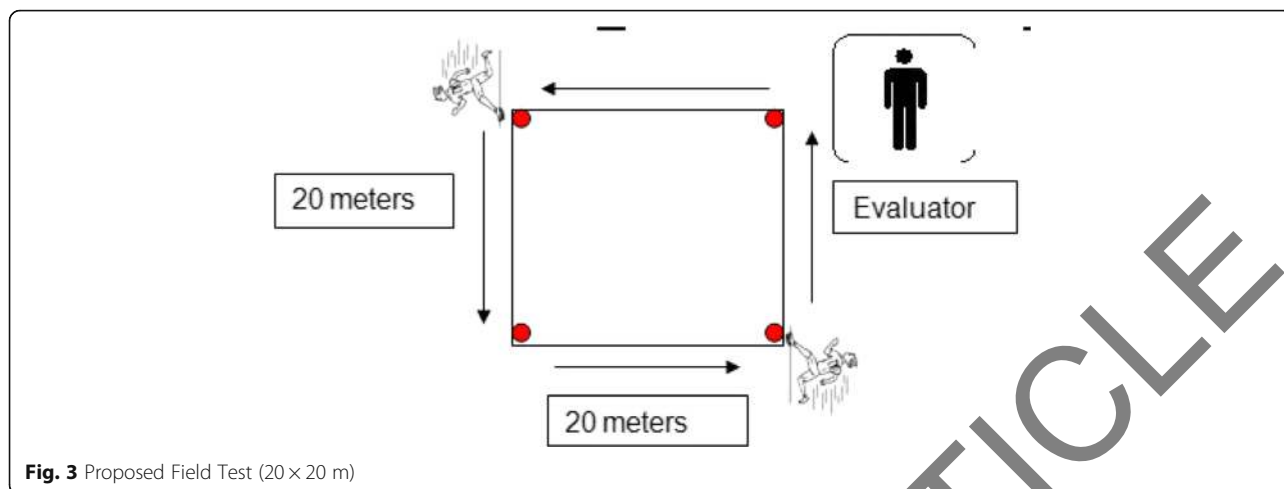


Fig. 3 Proposed Field Test (20 x 20 m)

increased progressively by 1 m every set. Each stage consisted of five repetitions; between repetitions, the participants should perform 6 s walk between two lines set 2.5 m from the start line. Running pace is dictated by pre-recorded audio cues (beeps) that determined the running speed to be performed between the start and finish lines. The test ends when the participant fails to keep in time with the audio cues for two successive repetitions, or a perceive inability on behalf of the participant to cover more distance at the attained level. Peak running velocity in Carminatti's test (T-CAR) is calculated from the distance of the last set completed by the athlete divided by the time to complete the stage repetition (Fig. 4).

In the case of an incomplete set, peak velocity is interpolated using the equation: "peak velocity = $v / (ns/10) \times 0.6$," where v is the velocity of the last fully completed stage and ns is the number of repetitions completed in the partially completed stage.

T-CAR presents physiological indices of aerobic power and aerobic capacity that are associated with the laboratory standard measures [23]. Therefore, the results obtained can be used for a reasonably accurate aerobic-fitness assessment and training prescription in team sport players that possess a physiological background like soccer and futsal players. The test would provide useful information's to soccer coaches and strength and conditioning professionals to

assess changes in the intermittent high intensity endurance of players across the competitive season.

Influential factors that Need Control

Tests carried out in the field have the advantage of being easily reproduced anywhere whilst requiring minimal equipment. Field-based evaluations should be delivered under standardized conditions to improve reliability. This includes standardization of the surface and environment where possible [9]. Field tests should take minimal time away from the coaching program to avoid conflicts of interest [62]. To reduce the effect of circadian variations, testing sessions should be performed at the same time of day [134]. As soccer is a team sport testing would ideally be conducted on many players simultaneously. Therefore, field tests are most viable for collection of data on a large sample in a relatively short period. Depending on the purpose of testing, it may be practical to ensure the coaching staff are in attendance during fitness tests as presence of the coach (Hawthorne effect) can greatly improve commitment and motivation of the player [62]. It is also important that necessary pre-test measures are taken to ensure players are adequately rested/prepared for testing and not in a detrained or fatigued state. The coach should adopt tapering methods in training in the lead up to testing to ensure players are not

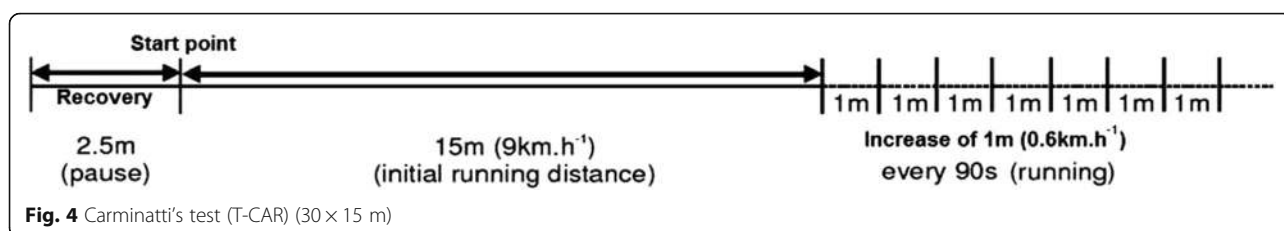


Fig. 4 Carminatti's test (T-CAR) (30 x 15 m)

in a state of chronic fatigue [16]. It is important participants are familiarized with the test protocol. CV between the first two trials of a reliability analysis is 1.3 times greater than between subsequent trials [135].

Timing of Testing

It is apparent that the emphasis on fitness testing is more common during pre-season, when physical preparations for the upcoming competitive season are the key [62]. During the season when the focus is more towards regeneration and match preparation, time for physical fitness tests may be limited. However, regular testing between and within seasons has utility in identifying specific areas of physical fitness that may need attention [136].

Interpreting Results

There are myriad ways to interpret fitness testing data in soccer players. Results can be rated against other team members or squad as well as using established quantitative criteria and Likert scale with simple descriptors [62]. It is useful to include results from previous testing sessions, to show trends in performance over time [9]. Indeed, analysis of individual players' results and within-subject change scores over the season is fundamental [9, 62]. This kind of comparison over time can both educate and motivate players [6, 7, 9]. Growth and maturation should be considered alongside the "learning effect" when interpreting data. It is vital that feedback of test results is communicated to the players and coach at the earliest opportunity and in a concise manner easily understood by both recipients [9]. The challenge is to use the information acquired from testing to inform training prescription [62].

Summary

Routine physical fitness testing in soccer players is warranted and can be used to identify individual strengths and weaknesses, talent selection, fitness profile, training effects, monitor return to training, or competition and for individual training prescription. Testing undertaken in laboratory settings has high accuracy but limited sensitivity to changes in performance and specificity to soccer match play may be adopted to give a general fitness profile of a player and during parts of the season when changes in fitness are expected to be large.

Field tests offer a viable, more practical alternative for soccer teams. Such tests have shown greater sensitivity to performance changes, high correlation with $VO_{2\text{ max}}$, and high validity. Issues regarding accuracy and reliability have been improved as protocols and testing equipment have developed. Presence of a ball in the assessment of physical capacity in soccer players provides greater motivation than without. Intermittent tests with soccer-specific actions increase the validity and the usefulness of data obtained from such tests. Care must be taken regarding test design

to minimize the effects of technical skill performance on physiological measures. Questions regarding direct validity of tests still abound and a combination of tests may be required for a comprehensive assessment of players. Close co-operation and communication between coaches, players, and sports science personnel together with well-planned, organized fitness testing will help in delivering the objectives of fitness testing in soccer players.

Conclusions

This critical review discusses the applied techniques and technologies in testing soccer players' health and fitness variables with a specific focus on cardiorespiratory testing. A clear distinction of the functionality and the specificity between the field tests and laboratory tests is established in the literature. The review findings prioritize field tests over laboratory tests, not only for commodity purpose but also for motivation and specificity. Moreover, the research literature suggests a combination of various tests for a comprehensive assessment of the players. Lastly, more research needs to be conducted to contribute into the setting up of a comprehensive test model through the combination of various specific exercise modes to soccer players.

Abbreviations

BL: Blood lactate; CV: Coefficient of variation; GPS: Global Positioning System; HR: Heart rate; ICC: Intraclass correlation coefficient; LIST: Loughborough Intermittent Shuttle run test; MASS: Maximal Aerobic Speed Specific; MST: Multi-stage shuttle run test; OBLA: Onset of blood lactate accumulation; RER: Respiratory exchange ratio; RMST: Reactive agility motor skills test; RPE: Rating of perceived exertion; T-CAR: Carminatti's test; T-VAM: Vameval test; VCO_2 : Carbon dioxide output; VE: Ventilation; $VO_{2\text{ max}}$: Maximal oxygen uptake; VO_2 : Oxygen uptake

Acknowledgements

The authors acknowledge Mr. Daniel Beattie's effort and help with the review process and additional help with the literature search.

Funding

No financial support was received for the conduct of this review or preparation of this manuscript.

Availability of Data and Materials

Data sharing is not applicable to this article as no datasets were generated or analyzed during the current study.

Authors' Contributions

All the authors contributed significantly in editing, compiling evidence, synthesizing, proof reading, and revising the manuscript. All authors read and approved the final manuscript.

Authors' Information

Professor Monèm Jemni is currently working at Qatar University after two decades in the higher academy between Europe and the USA. He is a recognized world figure in football as he is the Chair of the International Science And football Association (ISAF), a network that promotes science knowledge to back-up football, through interactive sharing of the body of knowledge and experiences between scientists, academics, and professional football practitioners.

Ethics Approval and Consent to Participate

Not applicable

Competing Interests

Monèm Jemni, Mohammad Shoab Prince, and Julien S Baker declare that they have no competing interests.

Publisher's Note

Springer Nature remains neutral with regard to jurisdictional claims in published maps and institutional affiliations.

Author details

¹Sport Science Program, College of Arts and Sciences, Qatar University, 1396 Al Tarfa, 2713, Doha 2713, Qatar. ²Institute of Clinical Exercise and Health Science, Applied Physiology Research Laboratory, School of Science and Sport, University of the West of Scotland, Hamilton, Lanarkshire ML3 0JB, Scotland.

Received: 27 January 2018 Accepted: 9 May 2018

Published online: 19 June 2018

References

- Bangsbo J, Mohr M, Krstrup P. Physical and metabolic demands of training and match-play in the elite football player. *J Sports Sci.* 2006;24:665–74.
- Eklom B. Applied physiology of soccer. *Sports Med.* 1986;3(1):50–60.
- Reilly T, Thomas V. A motion analysis of work-rate in different positional roles in professional football match-play. *J Hum Mov Stud.* 1976;2:87–9.
- Sheppard JM, Young WB. Agility literature review: classifications, training and testing. *J Sports Sci.* 2009;27(1):19–32.
- Wisloff U, Helgerud J, Hoff J. Strength and endurance of elite soccer players. *Med Sci Sports Exerc.* 1998;30:462–7.
- Bangsbo J. The physiology of soccer with special reference to intense intermittent exercise. *Acta Physiologica Scandinavica.* 1994;151(619):1–156.
- Bangsbo J. Energy demands in competitive soccer. *J Sports Sci.* 1994;12:S5–S12.
- Sporis G, Jukic I, Ostojic SM, Milanovic D. Fitness profiling in soccer: physical and physiologic characteristics of elite players. *Journal of Strength and Conditioning Research.* 2009;23(7):1947–53.
- Drust B, Gregson W. Fitness testing. In: Williams AM, editor. *Science and soccer.* 3rd ed. London: Routledge; 2013. p. 43–64.
- Bangsbo J, Iain FM, Krstrup P. The Yo-Yo intermittent recovery test: a useful tool for evaluation of physical performance in intermittent sports. *Sports Med.* 2008;38:37–51.
- MacDougall JD, Wenger HA. The purpose of physiological testing of physiological testing of the high-performance athlete; 1991. p. 1–5.
- Castagna C, Abt G, D'Ottavio S. Competitive level differences in Yo-Yo intermittent recovery and twelve-minute run test performance in soccer referees. *J Strength Cond Res.* 2005;19(4):836–41.
- Balsom P. Evaluation of physical performance. In: Eklom B, editor. *Handbook of sports medicine and science-football (soccer).* Oxford: Blackwell Scientific Publications; 1994. p. 11–23.
- Astrand PO, Rodahl K. *Textbook of work physiology: physiological bases of exercise.* 3rd ed. New York: McGraw-Hill; 1986.
- Stolen T, Chamari K, Castagna C, Wisloff U. Physiology of soccer: an update. *Sports Med.* 2005;35:501–30.
- Virta A, Vuori M. Biochemical monitoring of sports training. Champaign: Human Kinetics; 2001.
- Swanson M, Drust B. Testing soccer players. *J Sports Sci.* 2004;23:601–18.
- Gambetta V. (2009). *Athletic development, the art & science of functional sports conditioning.* Human Kinetics.
- Well K, Jeukendrup AE. Validity, reliability and sensitivity of measures of sporting performance. *Sports Med.* 2008;38:297–316.
- Thomas, J.R., Nelson, J.K., Silverman, S.J. (2011) *Research methods in physical activity.* 6th ed. Human Kinetics.
- Atkinson G. Sport performance: variable or construct? *J Sports Sci.* 2002; 20(4):291–2.
- Atkinson G, Nevill AM. Statistical methods for assessing measurement error (reliability) in variables relevant to sports medicine. *Sports Med.* 1998;26:217–38.
- Ali A. Measuring soccer skill performance: a review. *Scand J Med Sci Sports.* 2011;21(2):170–83.
- Hopkins WG, Hawley JA, Burke LM. Design and analysis of research on sport performance enhancement. *Med Sci Sports Exerc.* 1999;31(3):472–85.
- Pate RR, Kriska A. Physiological basis of the sex difference in cardiorespiratory endurance. *Sports Med.* 1984;1:87–98.
- Astrand, P.O., & Rodahl, K. Dahl, H. A. Stromme, S. B. (2003). *Textbook of work physiology: physiological bases of exercise,* (4th) Human Kinetics.
- Howley ET, Bassett DR Jr, Welch HG. Criteria for maximal oxygen uptake: review and commentary. *Med Sci Sports Exerc.* 1995;27:1292–301.
- Shephard RJ. Tests of maximum oxygen intake a critical review. *Sports Med.* 1984;1(2):99–124.
- Astrand PO. Experimental studies of physical working capacity in relation to sex and age. Copenhagen: Ejnar Munksgaard; 1952. p. 30.
- Issekutz B, Birkhead NC, Rodahl K. Use of the respiratory quotients in assessment of aerobic work capacity. *J Appl Physiol.* 1962;16:47–50.
- Taylor HL, Buskirk E, Henschel A. Maximal oxygen intake as an objective measure of cardio-respiratory performance. *J Appl Physiol.* 1955;18:73–80.
- Midgley AW, McNaughton LR, Carroll S. Verification phase as a useful tool in the determination of the maximal oxygen uptake of runners. *Appl Physiol Nutr Metab.* 2006;31:541–8.
- Midgley AW, McNaughton LR, Polman R, Marchant D. Criteria for determination of maximal oxygen uptake: a brief critique and recommendations for future research. *Sports Med.* 2007;37(12):1019–28.
- Duncan GE, Howley ET, Johnson BN. Applicability of $\dot{V}O_{2\max}$ test to establish criteria: discontinuous versus continuous protocols. *Med Sci Sports Exerc.* 1997;29:273–8.
- Strømme SB, Ingjer F, Møen HD. Assessment of maximal aerobic power in specifically trained athletes. *J Appl Physiol.* 1977;42:833–7.
- Krstrup P, Mohr M, Steffenberg A, Bencke J, Kjaer M, Bangsbo J. Muscle and blood metabolite during a soccer game: implications for sprint performance. *Med Sci Sports Exerc.* 2006;38:1165–74.
- Mohr M, Krstrup P, Bangsbo J. Fatigue in soccer: a brief review. *J Sports Sci.* 2005;23:507–9.
- Tumilty D. Physiological characteristics of elite soccer players. *Sports Med.* 1993;16:80–9.
- Mohr M, Krstrup P, Bangsbo J. Match performance of high-standard soccer players with special reference to development of fatigue. *J Sports Sci.* 2003; 21:59–28.
- Sparac G. Energy usage during a football match. In: Vecchiet L, editor. *Proceedings of the 1st international congress on sports medicine applied to football.* Rome: D. Guanello; 1980. p. 795–801.
- Hoff J, Wisloff U, Engen LC, Kemi OJ, Helgerud J. Soccer specific aerobic endurance training. *Br J Sports Med.* 2002;36:218–21.
- Helgerud J, Engen LC, Wisloff U, Hoff J. Aerobic endurance training improves soccer performance. *Med Sci Sports Exerc.* 2001;33:1925–31.
- Apor P. Successful formulae for fitness training. In: Reilly T, Lees A, Davids K, Murphy WJ, editors. *Science and football.* London: E & FN Spon; 1988. p. 95–107.
- Reilly T. Football. In: Reilly T, Secher N, Snell P, Williams C, editors. *Physiology of sports.* London: E & FN Spon; 1990. p. 371–425.
- Puga N, Ramos L, Agostinho J, Lomba I, Costa O, de Freitas F. Physical profile of a first division Portuguese professional soccer team. In: Reilly T, Clarys J, Stibbe A, editors. *Science and football II.* London: E & FN Spon; 1993. p. 40–2.
- Davis JA, Brewer J, Atkin D. Pre-season physiological characteristics of English first and second division soccer players. *J Sports Sci.* 1992;10:541–7.
- Bangsbo J, Lindquist F. Comparison of various exercise tests with endurance performance during soccer in professional players. *Int J Sports Med.* 1992; 13:125–32.
- Casajus JA. Seasonal variation in fitness variables in professional soccer players. *J Sports Med Phys Fitness.* 2001;41:463–7.
- Raastad T, Hostmark AT, Strømme SB. Omega-3 fatty acid supplementation does not improve maximal aerobic power, anaerobic threshold and running performance in well trained soccer players. *Scand J Med Sci Sports.* 1997;7: 25–31.
- Dunbar G, Power K. Fitness profiles of English professional and semiprofessional soccer players using a battery of field tests. In: Reilly T, Bangsbo J, Hughes M, editors. *Science and football III.* London: E & FN Spon; 1997. p. 27–31.
- Al-Hazzaa HM, Almuzaini KS, Al-Refae SA, Sulaiman MA, Daftardar MY, Al-Ghamedi A, Al-Khurajji KN. Aerobic and anaerobic power characteristics of Saudi elite soccer players. *J Sports Med Phys Fitness.* 2001;41:54–61.
- Chin MK, Lo YS, Li CT, So CH. Physiological profiles of Hong Kong elite soccer players. *Br J Sports Med.* 1992;26(4):262–6.
- Drust B, Reilly T, Cable NT. Physiological responses to laboratory-based soccer-specific intermittent and continuous exercise. *Journal of Sports Science.* 2000;18:885–92.

54. Faina M, Gallozzi C, Lupo S, Colli R, Sassi R, Marini C. Definition of physiological profile of soccer player. In: Reilly T, Lees A, Davids K, Murphy VJ, editors. *Science and football*. London: E. and F.N. Spon; 1988. p. 145–57.
55. Strudwick A, Reilly T, Doran D. Anthropometric and fitness profiles of elite players in two football codes. *J Sports Med Phys Fitness*. 2002;42:239–42.
56. Nowacki PE, Cai DY, Buhl C, Krummelbein U. Biological performance of German soccer players (professionals and juniors) tested by special ergometry and treadmill methods. In: Reilly T, Less A, Davis K, Murphy WJ, editors. *Science and football*. London: E.& F.N. Spon; 1988. p. 145–57.
57. Kawakami Y, Nozaki D, Matsuo A, Fukunaga T. Reliability of measurement of oxygen uptake by a portable telemetric system. *Eur J Appl Phys Occup Phys*. 1992;65:409–14.
58. Di Salvo V, Gregson W, Atkinson G, Tordoff P, Drust B. Analysis of high intensity activity in premier league soccer. *Int J Sports Med*. 2009;30:205–12.
59. Astrand PO, Rodahl K. *Textbook of work physiology: physiological bases of exercise*. 2nd ed. New York: McGraw Hill; 1977.
60. Edwards RH, Ekelund LG, Harris RC, Hesser CM, Hultman E, Melcher A, Wigertz O. Cardiorespiratory and metabolic costs of continuous and intermittent exercise in man. *J Physiol*. 1973;234(2):481–97.
61. Aziz AR, Tan FHY, The K. C. Pilot study comparing two field tests with the treadmill run test in soccer players. *Journal of Sports Science and Medicine*. 2005;4:105–12.
62. Pyne DB, Spencer M, Mujika I. Improving the value of fitness testing for football. *International Journal of Sports Physiology and Performance*. 2014;9(3):511–4.
63. Bigard AX, Guezennec CY. Evaluation of the Cosmed K2 telemetry system during exercise at moderate altitude. *Med Sci Sports Exerc*. 1995;27(9):1333–8.
64. Ziogas GG, Patras KN, Stergiou N, Georgoulis AD. Velocity at lactate threshold and running economy must also be considered along with maximal oxygen uptake when testing elite soccer players during preseason. *Journal of Strength and Conditioning Research*. 2011;25(2):414–9.
65. Reilly T, Doran D. In: Reilly T, Williams AM, editors. *Fitness assessment, in science and soccer*. 2nd ed. London: Routledge; 2003. p. 21–46.
66. Wasserman K, Whipp BJ, Koil SN, Beaver WL. Anaerobic threshold and respiratory gas exchange during exercise. *J Appl Physiol*. 1973;35(2):27–43.
67. Hilloskopi H, Manttari A, Pasanen M. The comparison between three different respiratory gas analysers. *Med Sci Sports Exerc*. 2000;32:3354.
68. Jones AM, Doust J. Limitations to sub-maximal exercise performance. In: Eston, Reilly T, editors. *Kinanthropometry and exercise physiology laboratory manual: test procedures and data*. 2nd ed. London: Routledge; 2001. p. 235–62.
69. Allen WK, Seals DR, Hurley BF, Ehsani AA, Hagberg JM. Lactate threshold and distance-running performance in young and older endurance athletes. *J Appl Physiol*. 1985;58(4):1281–4.
70. Bishop D, Jenkins DG, Mackinnon LT. The relationship between plasma lactate parameters, Wpeak and 1-h cycling performance in women. *Med Sci Sports Exerc*. 1998;30:1270–5.
71. Edwards AM, Clark N, Macfayden AM. Lactate and ventilatory thresholds reflect the training status of professional soccer players where maximum aerobic power is unchanged. *Journal of Sports Science and Medicine*. 2003;2(1):23–9.
72. Mcmillan K, Helgerud J, Grant SJ, Howell J, Wilson J, Macdonald R, Hoff J. Lactate threshold responses to a season of professional British youth soccer. *Br J Sports Med*. 2005;39:45–6.
73. Ferry A, Cavalletto R, Rieu M. The effect of experimental protocol on the relationship between blood lactate and workload. *J Sports Med Phys Fitness*. 1988;18(4):347–7.
74. Bangsbo J. Muscle oxygen uptake in humans at onset of and during intense exercise. *Acta Physiologica Scandinavica*. 2000;168(4):457–64.
75. Stock W, Panchuk D, Broatch J, Christian R, Stepto NK. An integrative test of ability, speed and skill in soccer: effects of exercise. *J Sci Med Sport*. 2012;15(5):431–6.
76. Akubat I, Abt G. Intermittent exercise alters the heart rate-blood lactate relationship used for calculating the training impulse (TRIMP) in team sport players. *J Sci Med Sport*. 2011;14(3):249–53.
77. Hoff J, Helgerud J. Endurance and strength training for soccer players: physiological considerations. *Sports Med*. 2004;34(3):165–80.
78. Grant S, McMillan K. The role of blood lactate response to sub-maximal exercise in the monitoring of aerobic fitness in footballers. *Insight: The FA coaches association journal*. 2001;4(2):34–5.
79. Helgerud J. Maximal oxygen uptake, anaerobic threshold and running economy in women and men with similar performances level in marathons. *European Journal of Applied Physiology Occup Physiol*. 1994;68:155–61.
80. Pate RR, Sparling PB, Wilson GE, Cureton KJ, Miller BJ. Cardiorespiratory and metabolic responses to submaximal and maximal exercise in elite women distance runners. *Int J Sports Med*. 1987;8(Suppl 2):91–5.
81. Conley DL, Krahenbuhl GS. Running economy and distance running performance of highly trained athletes. *Med Sci Sports Exerc*. 1980;12(5):357–60.
82. Sjödin B, Svedenbäck J. Applied physiology of marathon running. *Sports Med*. 1985;2(2):83–99.
83. Hoff J. Training and testing physical capacities for elite soccer players. *Journal of Sports Science*. 2005;23(6):573–82.
84. Nicholas CW, Nuttal FE, Williams C. The Loughborough intermittent shuttle test: a field test that simulates the activity pattern of soccer. *Sports Sci*. 2000;18:97–104.
85. Léger L, Mercier D, Gadoury C, Lambert J. The multistage 20 meter shuttle run test for aerobic fitness. *Journal of Sports Science*. 1988;6:93–101.
86. Bangsbo J. Yo-Yo test. Ancona: Kells; 1996. p. 57.
87. Krustup P, Mohr M, Amstrup T, Rysgaard T, Johansen I, Stenborg A, Pedersen PK, Bangsbo J. The Yo-Yo intermittent recovery test: physiological response, reliability, and validity. *Med Sci Sports Exerc*. 2003;35(4):697–705.
88. Ramsbottom R, Brewer J, Williams C. A progressive shuttle run test to estimate maximal oxygen uptake. *Br J Sports Med*. 1988;22(4):141–4.
89. Bangsbo J, Michalsik L. Assessment of the physiological capacity of elite players. In: Spink W, Reilly T, Murphy A, editors. *Science and football IV*. London: Routledge; 2002. p. 53–62.
90. Siegler J, Roberts R, Weinstock H. The application of soccer performance testing protocols to the elite player. *J Sports Med Phys Fitness*. 2006;46(1):44–51.
91. Leger L, Lambert J. The maximal multistage 20 m shuttle run test to predict $\dot{V}O_{2\max}$. *Eur J Appl Physiol*. 1982;49:1–12.
92. Castagna C, Manzi V, Impellizzeri F, Weston M, Barbero Alvarez JC. Relationship between endurance field tests and match performance in young soccer players. *Journal of Strength and Conditioning Research*. 2010;24(12):3227–33.
93. Odeybinbo K, Ramsbottom R. "Aerobic" and "anaerobic" field testing of soccer players. In: Reilly T, Bangsbo J, Hughes M, editors. *Science and football III*. London: E & FN Spon press; 1997. p. 21–6.
94. Edwards AM, Macfayden AM, Clark N. Test performance indicators from a single soccer specific fitness test differentiate between highly trained and recreationally active soccer players. *Journal of Sports Medicine & Physical Fitness*. 2003;43(1):14–20.
95. Matkovic BR, Jankovic S, Heimer S. Physiological profile of Croatian soccer players. In: Reilly T, Clarys J, Stibbe A, editors. *Science and football II*. London: E&FN Spon; 1993. p. 1993.
96. Hollmann W, Rost R, Liesen H, Dufaux B, Heck H, Mader A. Assessment of different forms of physical activity with respect to preventive and rehabilitative cardiology. *Int J Sports Med*. 1981;2(02):67–80.
97. Castagna C, Impellizzeri F, Cecchini E, Rampinini E, Alvarez JC. Effects of intermittent-endurance fitness on match performance in young male soccer players. *J Strength Cond Res*. 2009;23(7):1954–9.
98. Paul DJ, Nassiss GP. Physical fitness testing in youth soccer: issues and considerations regarding reliability, validity and sensitivity. *Pediatr Exerc Sci*. 2015;27(3):301–13.
99. Deprez D, Coutris AJ, Lenoir M, Franssen J, Pion J, Philippaerts R, Vaeyens R. Reliability and validity of the Yo-Yo intermittent recovery test level 1 in young soccer players. *J Sports Sci*. 2014;32(10):903–10.
100. Metaxas T, Koutlianos NA, Kouidi EJ, Deligiannis AP. Comparative study of field and laboratory tests for the evaluation of aerobic capacity in soccer players. *J Strength Cond Res*. 2005;19(1):79–84.
101. Carling C, Le Gall F, Dupont G. Analysis of repeated high-intensity running performance in professional soccer. *J Sports Sci*. 2012;30(4):325–36.
102. Christmass MA, Dawson B, Passeretto P, Arthur PG. A comparison of skeletal muscle oxygenation and fuel use in sustained continuous and intermittent exercise. *Eur J Appl Physiol Occup Physiol*. 1999;80(5):423–35.
103. Ali A, Williams C, Hulse M, Strudwick A, Reddin J, Howarth L, Eldred J, Hirst M, McGregor S. Reliability and validity of two tests of soccer skill. *Journal of Sports Science*. 2007;25(13):1461–70.
104. Castagna C, Impellizzeri FM, Chamari K, Carlomagno D, Rampinini E. Aerobic fitness and yo-yo continuous and intermittent tests performances in soccer players: a correlation study. *Journal of Strength and Conditioning Research*. 2006;20(2):320–5.
105. Chamari K, Hachana Y, Kaouech F, Jeddi R, Moussa-Chamari I, Wisloff U. Endurance training and testing with the ball in young elite soccer players. *Br J Sports Med*. 2005;39:24–8.

106. Kemi OJ, Hoff J, Engen LC, Helgerud J, Wisloff U. Soccer specific testing of maximal oxygen uptake. *J Sports Med Phys Fitness*. 2003;43(2):139–44.
107. Sporis G, Jukic I, Milanovic L, Vucetic V. Reliability and factorial validity of agility tests for soccer players. *Journal of Strength and Conditioning Research*. 2010;24(3):679–86.
108. Reilly T. Physiological aspects of soccer. *Biology and Sport*. 1994;11:3–20.
109. Da Silva JF, Guglielmo LG, Carminatti LJ, De Oliveira FR, Dittrich N, Paton CD. Validity and reliability of a new field test (Carminatti's test) for soccer players compared with laboratory-based measures. *J Sports Sci*. 2011;29:1621–8.
110. Gabbett TJ. The development of a test of repeated-sprint ability for elite women's soccer players. *Journal of Strength and Conditioning Research*. 2010;24(5):1191–4.
111. Peel C, Utsey C. Oxygen consumption using the K2 telemetry system and a metabolic cart. *Med Sci Sports Exerc*. 1993;25:396–400.
112. Larsson PU, Wadell KM, Jakobsson EJ, Burlin LU, Henriksson-Larsén KB. Validation of the MetaMax II portable metabolic measurement system. *Int J Sports Med*. 2004;25(2):115–23.
113. Chamari K, Hachana Y, Ahmed YB, Sghaier F, Chatard JC, Hue O, Wisloff U. Field and laboratory testing in young elite soccer players. *Br J Sports Med*. 2004;38:191–6.
114. Nowacki PE, Preuhs M. The influence of a special endurance training on the aerobic and anaerobic capacity of soccer players tested by the soccer treadmill methods. In: Reilly T, Clarys J, Stibbe A, editors. *Science and football II*, 1993. London: E & FN Spon; 1993. p. 86–91.
115. Gabbett TJ, Kelly JN, Sheppard J, M. Speed, change of direction speed, and reactive agility of rugby league players. *Journal of Strength and Conditioning Research*. 2008;22(1):174–81.
116. Lyons M, Al-Nakeeb Y, Nevill A. Performance of soccer passing skills under moderate and high-intensity localized muscle fatigue. *Journal of Strength and Conditioning Research*. 2006;20(1):197–202.
117. Leprêtre PM, Weissland T, Paton C, Jeanne M, Delannaud S, Ahmaidi S. Comparison of 2 portable respiratory gas analysers. *Int J Sports Med*. 2012; 33(9):728–33.
118. Léger L, Lambert J. A maximal multistage 20-m shuttle run test to predict $\text{VO}_2 \text{max}$. *Eur J Appl Physiol Occup Physiol*. 1982;49:1–12.
119. Ziogas GG, Patras KN, Stergiou N, Georgoulis AD. Velocity at lactate threshold and running economy must also consider along with maximal oxygen uptake when testing elite soccer player during pre-season. *Journal of Strength and Conditioning Research*. 2011;25(2):414–9.
120. Daros LB, Osiecki R, Dourado AC, Stanganelli LR, Frazziro AM, Osiecki AV. Maximum aerobic power test for soccer players. *Journal Of Exercise Physiology Online*. 2012;15(2):80–9.
121. Metaxas TI, Koutlianos NA, Kouidi EJ, Deligiannis AP. Comparative study of field and laboratory tests for the evaluation of aerobic capacity in soccer players. *J Strength Cond Res*. 2005;19:79–83.
122. Reilly T, Bangsbo J, Franks A. Anthropometric and physiological predispositions for elite soccer. *J Sports Sci*. 2000;18:669–83.
123. Castagna C, Impellizzeri FM, Chamari K, Di Magnano D, Rampinini E. Aerobic fitness and Yo-Yo continuous and intermittent tests performances in soccer players: a correlational study. *J Strength Cond Res*. 2006;20:320–5.
124. Aziz AR, Tan F, Ten KC. Pilot study comparing two field tests with the treadmill run test in soccer players. *J Sports Sci Med*. 2005;4:105–12.
125. Casajus J, Castagna C. Aerobic fitness and field test performance in elite Spanish soccer referees of different ages. *J Sci Med Sport*. 2007;10:382–9.
126. Krusko P, Nahr M, Nubo L, Jensen JM, Nielsen JJ, Bangsbo J. The Yo-Yo IR2 test: physiological response, reliability, and application to elite soccer. *Med Sci Sports Exerc*. 2006;38:1666–73.
127. Petrovic DM, Nedeljkovic A, Kukulj M, Ugarkovic D, Jaric S. Evaluation of reliability of soccer-specific field tests. *J Strength Cond Res*. 2008;22:1046–50.
128. Solano R, Simpson B, Millet G. Seasonal changes in aerobic fitness of circumpubertal football players. In: *Anais: World Congress on Science and Football*. Vol. 169. 2007.
129. Crandall C, Taylor S, Raven P. Evaluation of the Cosmed K2 portable telemetric oxygen uptake analyzer. *Med Sci Sports Exerc*. 1994;26:108–11.
130. Leger L, Gadoury C. Validity of the 20m shuttle run test with 1 min stages to predict $\text{VO}_2 \text{max}$ in adults. *Can J Sport Sci*. 1989;14:21–6.
131. Dal Monte A, Luro S. Specific ergometry in the functional assessment of top class sportsmen. *J Sports Med Phys Fit*. 1989;29:123–8.
132. Carminatti LJ, Possamai CA, De Moraes M, Da Silva JF, De Lucas RD, Dittrich N, Guglielmo LG. Intermittent versus continuous incremental field tests: are maximal variables interchangeable? *Journal of Sports Science & Medicine*. 2013;12(1):165.
133. Dittrich N, da Silva JF, Castagna C, de Lucas RD, Guglielmo LGA. Validity of Carminatti's test to determine physiological indices of aerobic power and capacity in soccer and futsal players. *The Journal of Strength & Conditioning Research*. 2011;25(11):3099–106.
134. Reilly T, Brooks GA. Exercise and the circadian variation in body temperature measures. *Int J Sports Med*. 1986;7(6):358–62.
135. Hopkins WG, Schabert EJ, Hawley JA. Reliability of power in physical performance tests. *Sports Med*. 2001;31(3):211–3.
136. Jacobson BH, Conchola EG, Glass RG, Thompson BJ. Longitudinal morphological and performance profiles for American, NCAA Division I football players. *Journal of Strength and Conditioning Research*. 2013;27(9): 2347–54.
137. Carling C, Reilly T, and Williams, AM. *Performance Assessment for Football*. Sports. London, UK: Routledge. 2009.

Submit your manuscript to a SpringerOpen[®] journal and benefit from:

- Convenient online submission
- Rigorous peer review
- Open access: articles freely available online
- High visibility within the field
- Retaining the copyright to your article

Submit your next manuscript at ► springeropen.com