



Asteroseismology of solar-type stars

Rafael A. García^{1,2} · Jérôme Ballot³

Received: 29 August 2018 / Accepted: 19 June 2019 / Published online: 9 September 2019
© The Author(s) 2019

Abstract

Until the last few decades, investigations of stellar interiors had been restricted to theoretical studies only constrained by observations of their global properties and external characteristics. However, in the last 30 years the field has been revolutionized by the ability to perform seismic investigations of stellar interiors. This revolution begun with the Sun, where helioseismology has been yielding information competing with what can be inferred about the Earth's interior from geoseismology. The last two decades have witnessed the advent of asteroseismology of solar-like stars, thanks to a dramatic development of new observing facilities providing the first reliable results on the interiors of distant stars. The coming years will see a huge development in this field. In this review we focus on solar-type stars, i.e., cool main-sequence stars where oscillations are stochastically excited by surface convection. After a short introduction and a historical overview of the discipline, we review the observational techniques generally used, and we describe the theory behind stellar oscillations in cool main-sequence stars. We continue with a complete description of the normal mode analyses through which it is possible to extract the physical information about the structure and dynamics of the stars. We then summarize the lessons that we have learned and discuss unsolved issues and questions that are still unanswered.

Keywords Asteroseismology · Stellar oscillations · Solar analogs

Electronic supplementary material The online version of this article (<https://doi.org/10.1007/s41116-019-0020-1>) contains supplementary material, which is available to authorized users.

✉ Rafael A. García
rafael.garcia@cea.fr
<http://irfu.cea.fr/Sap/>

Jérôme Ballot
jerome.ballot@irap.omp.eu

- ¹ IRFU, CEA, Université Paris-Saclay, 91191 Gif-sur-Yvette, France
- ² AIM, CEA, CNRS, Université Paris-Saclay, Université Paris Diderot, Sorbonne Paris Cité, 91191 Gif-sur-Yvette, France
- ³ IRAP, CNRS, Université de Toulouse, UPS-OMP, CNES 14 avenue Edouard Belin, 31400 Toulouse, France

Contents

1	Introduction	2
2	Asteroseismology of solar-type stars in a helioseismic context	4
3	Asteroseismic observations of solar-like stars	6
3.1	Structure of the power spectrum density of a solar-type star	9
4	Theory of oscillations	11
4.1	Acoustic, gravity and mixed modes	11
4.1.1	p modes	13
4.1.2	g modes	15
4.1.3	Mixed p/g modes	15
4.2	Effects of rotation	15
4.3	Mode visibility	16
4.4	Frequency separations	18
5	Spectral analysis	20
5.1	The échelle diagram	20
5.2	Modelled spectrum	20
5.2.1	Background model	21
5.2.2	Mode model	22
5.3	Maximum likelihood estimators	24
5.3.1	Fitting spectra	24
5.3.2	Errors and correlations	24
5.4	Bayesian methods	25
5.4.1	Bayesian inference	25
5.4.2	Priors: knowledge and ignorance	26
5.4.3	Markov chain Monte Carlo	27
5.5	Fitting strategy: local versus global fits	28
5.6	Hypothesis tests and model comparisons	30
5.7	Global seismic parameters	31
6	Inferences on stellar structure	32
6.1	Scaling relation for masses and radii	32
6.2	Model-independent determination of masses and radii	36
6.3	Model dependent determination of masses and radii	38
6.4	Ensemble observational asteroseismology	38
6.5	The C-D diagram	42
6.6	Modelling a star and surface effects	42
6.7	Constraints on the internal structure	46
7	Stellar rotation	48
7.1	Photospheric rotation from the study of the photometric light curves	50
7.2	Internal rotation through asteroseismic measurements	53
8	Stellar magnetic activity and magnetic cycles	57
8.1	From the direct analysis of the light curves	58
8.2	From asteroseismology	59
8.2.1	Influence of metallicity on magnetic activity	65
8.2.2	Relation between the frequency shift strength with effective temperature and age	68
8.2.3	Relation between frequency shifts and amplitude shifts for a large sample of stars	69
8.3	On the variation of the frequency shifts with frequency	69
9	Conclusions and perspectives	70
	Appendix A	72
	References	72

1 Introduction

Helio- and asteroseismology allow us to study the internal structure and dynamics of the Sun and other stars by means of their resonant oscillations (e.g. Gough 1985; Turck-

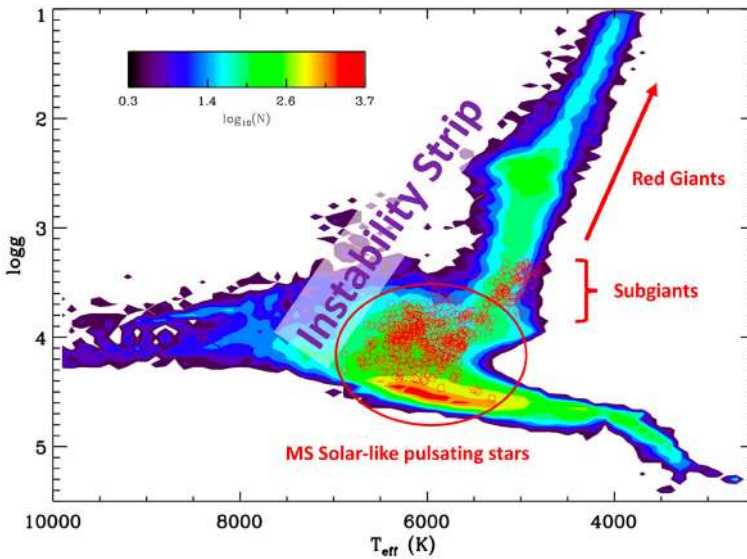


Fig. 1 Kiel diagram, i.e., the logarithm of the surface gravity, $\log g$, as a function of the effective temperature, T_{eff} . The diagram is color coded by the logarithm of the number of stars, N , observed by *Kepler* (Mathur et al. 2017). Open red circles locate MS and sub-giant stars where pulsations have been measured by *Kepler* (Chaplin et al. 2014a). In this review, we focus on cool MS solar-like stars that will be referred as solar-type stars

Chièze et al. 1993; Christensen-Dalsgaard 2002; Aerts et al. 2010; Basu 2016, and references therein). These vibrations manifest themselves by motions of the stellar photosphere and by temperature and density changes implying modulations of the positions of the Fraunhofer lines and of the stellar luminosity respectively.

Repeated sequences of stochastic excitation and damping by turbulent motions in the external convective layers lead to a suite of resonant modes in the Sun (Goldreich and Keeley 1977; Goldreich and Kumar 1988; Balmforth 1992; Goldreich et al. 1994; Samadi and Goupil 2001; Belkacem et al. 2008). The stars where their modes are excited in this way are usually called “solar-like pulsators” or simply “solar-like” stars even though their structure and dynamics could be different compared to the actual Sun, covering main-sequence (MS), sub-giant and red-giant stars (e.g. De Ridder et al. 2009; Bedding et al. 2010a; García and Stello 2015; Hekker and Christensen-Dalsgaard 2017). The oscillation periods of solar-like stars range from minutes to years (e.g. Mosser et al. 2010, 2013; Stello et al. 2013, 2014; Chaplin et al. 2014a).

In this review, we focus on “Solar-type” stars defined as cool main-sequence dwarfs located below the red edge of the classical instability strip (spectral types from late F, G and K dwarfs, see the zone encircled by the red circle in Fig. 1) with a near-surface convective zone that excites the oscillation modes. However, to put these stars in context, we will sometimes discuss sub-giants and early red giants. In such a way, the continuity towards more evolved stars will be ensured.

There are other mechanisms exciting stellar oscillations in more massive and luminous main-sequence stars: (a) the heat-engine mechanism (also known as κ or

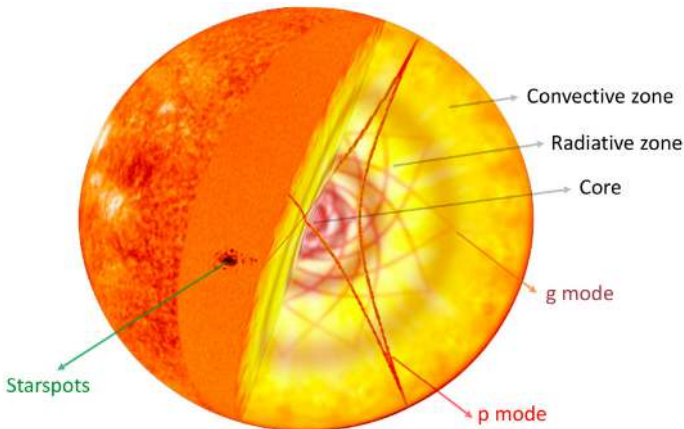


Fig. 2 Artistic view of the structure of a typical $1 M_{\odot}$ cool main-sequence solar-like pulsating star where two modes are propagating, a low-degree p mode and a g mode. The structure of the star is divided in two main regions: the inner radiative zone (including the core where the nuclear reactions take place) and the external convective zone. In the Sun, the convective envelope extends inward from the surface 30% of its radius

opacity-driven mechanism), related to the changes in the opacity profile due to temperature variations, and responsible for the pulsation in the instability strip and white dwarfs (e.g. Eddington 1926); (b) the ε mechanism, where the nuclear reaction rate changes as a consequence of the contraction and expansion of the star (e.g. Lenain et al. 2006).; (c) tidal effects, where non-radial oscillations can be forced in stars belonging to multiple systems (e.g. Welsh et al. 2011). All of these pulsating stars are usually referred to by the generic term “classical pulsators” (e.g. δ Scuti, γ Doradus, RR Lyrae, Cepheids, etc) and their study is out of the scope of this review (for more information on these variable stars see, for example, Aerts et al. 2010).

2 Asteroseismology of solar-type stars in a helioseismic context

The best known star representative of solar-like stars is the Sun. Over the last 30 years, helioseismology has proven its ability to study the structure and dynamics of the solar interior in a stratified (layer-by-layer) and latitudinally varying way (see Fig. 2). Starting from the photosphere, the internal structure is divided into a convective envelope followed by a radiative zone that includes the inner core where the nuclear reactions to transform hydrogen in helium take place. In more massive stars ($\gtrsim 1.2 M_{\odot}$) a convective core develops with a total size that is not well constrained yet (e.g. Saslaw and Schwarzschild 1965; Zahn 1991; Deheuvels et al. 2016).

Seismic analysis tools were first applied to our closest star, the Sun, in order to infer its radial and latitudinal internal structure and dynamics. Therefore, the sound-speed profile (e.g. Basu et al. 1997; Turck-Chièze et al. 1997), the density profile (e.g. Basu et al. 2009), the internal rotation in the convective zone (e.g. Thompson et al. 1996) and in the radiative region (e.g. Elsworth et al. 1995; Basu et al. 1997; Chaplin et al.

1999a; Couvidat et al. 2003; García et al. 2004a, 2008c; Eff-Darwich et al. 2008) or the conditions and properties of the solar core (e.g. Turck-Chièze et al. 2001, 2004; García et al. 2007, 2008a, b; Basu et al. 2009; Appourchaux et al. 2010) have been studied and well determined. Moreover, the characterization of the p-mode properties has led to the determination of other quantities such as the position of the base of the convection zone (e.g. Christensen-Dalsgaard et al. 1985; Ballot et al. 2004) or the helium abundance (e.g. Gough 1983; Vorontsov et al. 1991) with high precision. With all of these observational constraints, the standard solar and stellar evolution models have been significantly improved, reducing the uncertainties in the calculation of the stellar ages when individual p-mode frequencies are considered (see for more detail the reviews by Lebreton et al. 2014a, b). However, new asteroseismic observations of many other stars (e.g. Chaplin et al. 2011b; Huber et al. 2011; Lund et al. 2017) covering a larger fraction of the H-R diagram, allow us to test stellar evolution under many different conditions (e.g. Christensen-Dalsgaard and Houdek 2010) while putting the Sun in its evolutionary context.

In asteroseismology, due to the absence of spatial resolution in the observations, only low-degree modes (those with a small number of nodal lines at the surface of the star) are measured. Therefore compared to the Sun, less detailed information is available on stellar interiors. On the other hand, some pulsating solar-like stars offer the possibility to observe mixed modes, i.e., modes with mixed character resulting from the coupling between p and g modes (Arentoft et al. 2008; Bedding et al. 2010b; Chaplin et al. 2010; Deheuvels et al. 2010a; Beck et al. 2011). The study of these modes allows us to better constrain the structure and dynamics of the deep radiative interiors (e.g. Deheuvels et al. 2010b; Metcalfe et al. 2010; Bedding et al. 2011). Unfortunately, neither mixed-modes nor pure g modes have been identified individually in main-sequence solar-like stars so far because they become evanescent in the convective region and their surface amplitudes are small compared to the granulation signal. Thus, all of the information that we are obtaining for these stars comes from the characterization of p modes. However, it is important to note that for the special case of the Sun, the global signatures of the dipolar g modes have been measured (García et al. 2007) with GOLF/SoHO, as well as some individual low-frequency g modes through the study of the perturbations induced by the g modes on the acoustic modes (Fossat et al. 2017). Both results are still controversial as shown for example by Schunker et al. (2018), who demonstrated that the latter detection of individual modes is highly dependent on the selection of the parameters used in the analysis.

Stars are also known to be rotating magnetic objects. Such dynamical processes affect the internal structure and evolution of stars (e.g. Brun et al. 2004; Zahn et al. 2008; Duez et al. 2010; Eggenberger et al. 2010; van Saders and Pinsonneault 2013; Eggenberger 2013). Thus, it is necessary to go beyond the classical modeling of stellar interiors and evolution by taking into account transport and mixing mechanisms both on dynamical and secular time-scales (e.g. Mathis and Zahn 2004, 2005; Turck-Chièze et al. 2010; Tayar and Pinsonneault 2013; Eggenberger et al. 2017). A new generation of stellar models is fundamental to understand current and future observations of stellar surfaces and interiors. Indeed, more and more constraints on the stellar rotation profiles are being obtained (e.g. Mathur et al. 2008; Turck-Chièze et al. 2010; Deheuvels et al. 2012, 2014; Benomar et al. 2015; Di Mauro et al. 2016; Nielsen et al. 2017), while

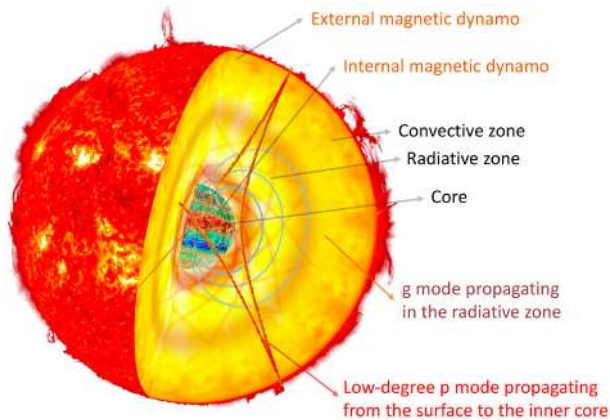


Fig. 3 Artist's view of the structure of an F-type main-sequence solar-like star with a convective core (Mass $\gtrsim 1.2 M_{\odot}$) and two possible dynamos, one at the external convective zone and another one in the convective core

anomalies at stellar surfaces are found (e.g. Mathur et al. 2007; Zaatari et al. 2007). Furthermore, hints on magnetic fields either at the surface (e.g. Jouve et al. 2010) or in the inner cores of the stars (Stello et al. 2016) have been suggested and could be due to on-going dynamos developing in the convective cores of stars above $1.2\text{--}1.4 M_{\odot}$ (see Fig. 3).

3 Asteroseismic observations of solar-like stars

The requirements needed to perform asteroseismic studies of distant stars are shared with helioseismology and any other seismic studies. Stable and uninterrupted observations are ideal because most of the analyses are performed in the frequency domain, requiring long observations to increase the frequency resolution.

When preparing the observations it is also mandatory to choose a sampling rate rapid enough that the Nyquist frequency is well above the acoustic cut-off frequency of the oscillation modes. Conversely, when the stellar oscillations are just above the Nyquist frequency, aliased peaks are reflected from the Nyquist frequency leaking into lower frequencies. In this case, it is still possible to do asteroseismology for “super-Nyquist” oscillations as first shown by Murphy et al. (2013) and then applied to solar-like stars by Chaplin et al. (2014b). Low-mass cool main-sequence and sub-giant stars have a frequency of maximum power above $\sim 500\text{--}8000 \mu\text{Hz}$, i.e., in the range of ~ 2 to ~ 30 min. Therefore, a sampling rate faster than ~ 1 min is recommended to avoid dealing with super-Nyquist asteroseismology.

Continuity is needed to reduce the effect of gaps in the data. In particular, regular gaps—seen as a Dirac Comb function—should be avoided. Regular gaps are typical in single ground-based observations due to the day/night cycle or from a satellite due to regular operations such as angular momentum dumps of the reaction wheels used to stabilize the spacecraft. When regular gaps are present in the time series, the power of

every stellar oscillation peak leaks into surrounding side-lobes due to the convolution by the Fourier transform of the signal with the window function. Examples of the impact of the NASA *Kepler* window function on stellar oscillations can be found in García et al. (2014b). If the gaps are sparse, the level of noise in the spectrum increases as a function of the duty cycle (see examples in Pires et al. 2015) and the signal-to-noise ratio decreases.

Finally, stable instruments are necessary to minimize any possible instrumental modulations that could generate peaks in the same frequency domain as the expected stellar oscillations. In the case of multi-site observations, it is recommended to have instruments as similar as possible. However, global asteroseismic observing campaigns have shown that it is possible to use very different instruments, normalize the data, and recover the stellar pulsations (e.g. Bedding et al. 2010b).

Oscillations on the Sun and stars can be measured using two fundamental techniques: by measuring the Doppler velocity of the surface of the stars or by measuring the luminosity changes induced by the changes in temperature due to the pulsations. By using the instruments on board the ESA/NASA *Solar and Heliospheric Observatory* (SoHO, Domingo et al. 1995), it is possible to compare the solar power spectrum measured in Sun-as-a-star Doppler velocity by the *Global Oscillations at Low Frequencies* (GOLF, Gabriel et al. 1995, 1997) instrument and using integrated photometry by the Sun photometers of the *Variability of solar IRradiance and Gravity Oscillations instrument* (VIRGO/SPMs Fröhlich et al. 1995). The power spectral density obtained from the two instruments is shown in Fig. 4. To facilitate the comparison at all frequency ranges, the power spectral density has been normalized in such a way that the maximum of the p-mode bump has the same amplitude in both observables. The convective background is higher in photometry than in Doppler velocity (more than an order of magnitude at 0.5 mHz). Therefore, the signal-to-noise ratio of the acoustic modes is smaller in photometry (a factor ~ 30) while it reaches a factor of ~ 300 in Doppler velocity. Using Doppler velocity, it is then possible to characterize a larger number of modes at low frequency.

Observational asteroseismology of main-sequence cool dwarfs developed during the 1990s and the first years of the twenty-first century. The first solar-like star for which pulsations were observed was α Cen A. It was first observed in photometry by Schou and Buzasi (2000, 2001) using the *Wide-Field Infrared Explorer* satellite (WIRE, Buzasi et al. 2000; Fletcher et al. 2006). Later, it was re-observed using Doppler velocity techniques from the ground (Bouchy and Carrier 2001; Martić et al. 2001; Bouchy and Carrier 2002).

Two other more evolved stars (sub-giants) were studied at that time too: α CMi (Procyon) and η Boo. Procyon was observed by several teams from the ground using Doppler-velocity measurements (Brown et al. 1991; Mosser et al. 1998; Martić et al. 1999; Bouchy et al. 2004). Procyon was also studied in photometry from space (Matthews et al. 2004) by the Canadian satellite Microvariability and Oscillations of STars (MOST, Matthews 1998; Guenther et al. 2007), providing some controversial results (see for example the discussions in Bedding et al. 2005; Régulo and Roca Cortés 2005; Bedding and Kjeldsen 2007). Today, however, mode detection for Procyon is well established thanks to a multi-site ground-based campaign (Arentoft et al. 2008; Bedding et al. 2010b). Several individual modes were identified and the internal

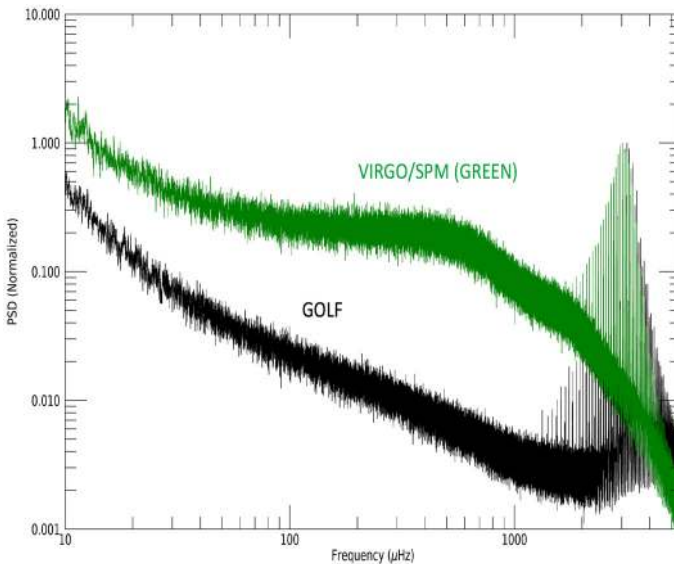


Fig. 4 Comparison between the power spectrum density extracted from 21 years of Doppler velocity (by GOLF, in black) and from photometric measurements (by VIRGO/SPM green channel, in green)

structure of the star was extracted using these asteroseismic constraints. η Boo was first asteroseismically observed in the equivalent width of the Balmer lines by Kjeldsen et al. (1995) (re-observed in radial velocity by Kjeldsen et al. 2003) and its oscillations were independently confirmed by the MOST space photometric observations (Guenther et al. 2005).

Although the highest signal-to-noise asteroseismic results are obtained by observing stars in Doppler velocity, most of the pulsating main-sequence, solar-like stars have been observed using photometric techniques. Indeed, photometric instruments have better performance outside the Earth's atmosphere. They require fewer photons per star allowing a high sampling rate while keeping the telescope size small. Moreover, many objects can be studied at a time. To give an example, the NASA *Kepler* mission (Borucki et al. 2010) allowed observing 512 stars at any time with a short cadence of 60 s.

Modern space-based asteroseismology of solar-type stars and sub-giants started with the *Convection Rotation and Planetary Transits space mission* (CoRoT Baglin et al. 2006), which observed around a dozen such targets. Originally, the objective was to study hot F stars because they were expected to have higher amplitude modes when compared to G and K dwarfs. Unfortunately, the widths of the modes in these stars were also very large. Although this was expected, it was found that the modes overlapped each other and it was extremely difficult to properly identify the modes and to extract precise p-mode parameters (see the discussions in Appourchaux et al. 2008; Benomar et al. 2009b). Hence, the observing strategy evolved and cooler stars were prioritized. The same strategy was then followed later with *Kepler*.

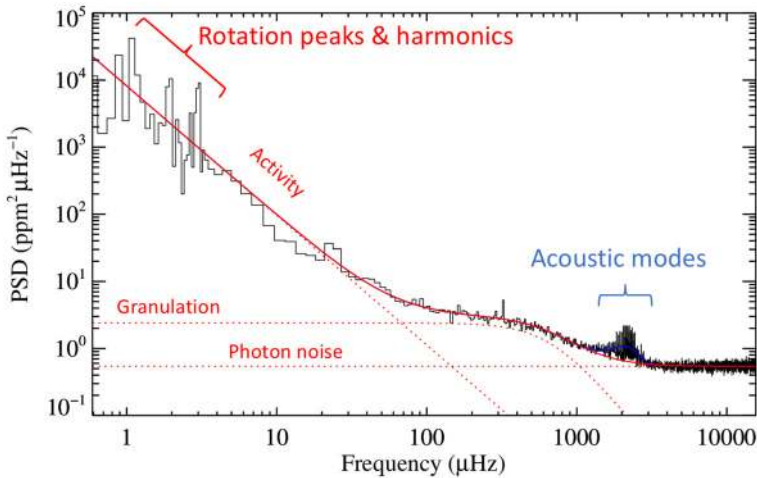


Fig. 5 Power spectrum density (PSD) of the CoRoT target HD52265 (Ballot et al. 2011b). Physical phenomena associated with each region of the PSD are indicated: photon noise, oscillations, convection (granulation), activity related slope, and rotation through the spot modulation of the emitted stellar flux. The continuous red line represents the fitted background components. The blue continuous line is the gaussian fit over the p-mode hump

So far, cool main-sequence dwarfs and early sub-giants have been observed during five space missions: WIRE, MOST, CoRoT, *Kepler*, including its second's life as K2 (Howell et al. 2014), and the *Transiting Exoplanet Survey Satellite* (TESS, Ricker et al. 2014). TESS is primarily a mission for sub-giant stars as demonstrated by the theoretical studies already done (Campante 2017; Schofield et al. 2019) and corroborated by the first marginal detection of pulsations in the solar-type star π Mensae (Gandolfi et al. 2018) and the clear detection of pulsations in the late sub-giant TOI-197 (Huber et al. 2019). The small fraction of solar-type stars observed by TESS will be extremely useful as these targets will be very bright and ground-based complementary studies will contribute to better characterizing them. An additional space-based observatory, the ESA M3 Planetary Transits and Oscillations of stars (PLATO) mission (Rauer et al. 2014) is expected to be launched around 2026. From the ground, the SONG network (Grundahl et al. 2011) is already running with two sites, Spain and China, with a site in Australia expected to be operative in 2020. SONG will also be able to study solar-type stars although it will be best suited for sub-giants and red giants (e.g. Grundahl et al. 2017; Arentoft et al. 2019).

3.1 Structure of the power spectrum density of a solar-type star

Asteroseismic analyses are mostly performed in the Fourier domain by computing the amplitude or power spectrum density. An example of the power spectrum density of HD 52265, a G0V star observed over 117 days by CoRoT, is shown in Fig. 5. Depending upon the frequency range to be explored, the spectrum is dominated by features related to different physical phenomena.

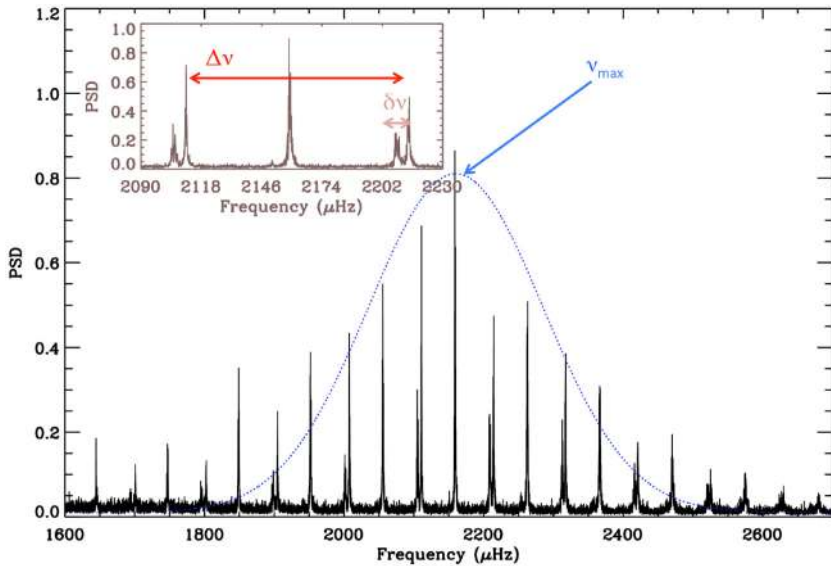


Fig. 6 Power spectrum density (in arbitrary units) of the *Kepler* target 16 Cyg A. The blue dotted line represents the Gaussian fit to obtain the frequency at maximum power: ν_{\max} . The inset is an enlargement showing the large frequency separation, $\Delta\nu$, between two consecutive modes of angular degree $\ell = 0$ and the small frequency separation $\delta\nu_{0,2}$. Image adapted from García (2015)

Starting from the low-frequencies ($< 10 \mu\text{Hz}$), the spectrum is dominated by a series of high peaks and their harmonics. These peaks correspond to the surface differential rotation of the star because of the modulation induced in the mean stellar luminosity by dark spots crossing the visible face of the stellar disk (e.g. Berdyugina 2005). The average surface rotation of this star is 12.3 ± 0.15 days (Ballot et al. 2011b). At higher frequencies, between 50 and $1000 \mu\text{Hz}$, the spectrum is dominated by a continuum (Harvey 1985a), which is the result of the turbulent movements at the surface of the star due to convection, such as granulation or supergranulation. At even higher frequencies, the p-mode envelope is visible. For this star, the acoustic modes are centered around $2000 \mu\text{Hz}$, i.e., around 8 min. For reference, the oscillations of the Sun are centered around $3000 \mu\text{Hz}$ (5 min). Finally, close to the Nyquist frequency, the spectrum is flat and it is dominated by the photon noise of the instrument. This noise level depends on the properties of the instrument and it would eventually be above the p-mode hump in stars for which the modes have low amplitudes or when the star is distant and faint.

Examining the frequency range near the p-mode envelope, one may see that it is composed of a sequence of peaks following a repetitive pattern as shown in Fig. 6 for the *Kepler* target 16 Cyg A (Metcalf et al. 2012; Davies et al. 2015). Two main regularities can then be extracted: the large frequency separation, $\Delta\nu$, and the small frequency separation, $\delta\nu$, or simply the large and small separations (see Sect. 4.4 for more details). A third global seismic parameter, ν_{\max} , can also be defined as the frequency at maximum power of the p-mode envelope (Brown et al. 1991; Kjeldsen and Bedding 1995).

4 Theory of oscillations

After describing the different observations, we present in this section the theory developed to interpret the stellar oscillation spectra. We focus here on theoretical concepts that are useful for this review. More detailed descriptions may be found in, e.g., Cox (1980), Unno et al. (1989), Christensen-Dalsgaard (2002), Aerts et al. (2010).

Solar-like oscillations are resonant modes, resonances occurring at specific frequencies. These oscillations are small enough to be considered as linear perturbations around the equilibrium state of the star. Thus, studying the oscillations boils down to an eigenvalue problem; by solving it, we get a discrete set of *eigenfrequencies*, each one being associated with an *eigenmode* describing the distribution of the perturbation inside the star. Stellar oscillation modes are standing waves in a meridional plane and may be propagating in the azimuthal direction, as in a waveguide. Assuming that solar-like stars are purely spherically symmetrical objects, i.e., all of the quantities describing the equilibrium depend on the radius r only, the problem is separable and the horizontal part of the modes are described by spherical harmonics (denoted Y_ℓ^m); only the radial part depends on the stellar structure. A mode is then fully characterized by three integers:

- the radial order, n , indicates the number of nodes along the radius. By convention, we denote the p modes by positive numbers and g modes by negative ones (see Sect. 4.1).
- The angular degree, ℓ , is a non-negative integer denoting the number of nodal lines at the surface of the sphere. Thus, modes with $\ell = 0$ are radial modes while those with $\ell \geq 1$ are the non-radial modes. More specifically $\ell = 1$ are called dipole modes, those with $\ell = 2$ are the quadrupole modes, the $\ell = 3$ are the octupole modes, etc.
- The azimuthal order, m , gives the number of nodal lines passing through the poles. It can take values from $-\ell$ to $+\ell$ including zero. Positive and negative values corresponding to retrograde and prograde waves respectively. When $m = 0$, modes are axisymmetric. These modes are usually called zonal modes; modes with $|m| = \ell$ are called sectoral modes.

In Fig. 7, a few modes are represented: low-degree modes as well as a higher degree mode.

We usually denote the frequency $\nu_{n,\ell,m} = \omega_{n,\ell,m}/2\pi$, expressed in Hz, where $\omega_{n,\ell,m}$ is the angular frequency in rad s^{-1} . Due to the spherical symmetry, modes are degenerate relative to m , making the frequencies independent on m . Thus, we can write $\nu_{n,\ell,m} = \nu_{n,\ell}$. By considering such a symmetry, we implicitly neglect the impact of stellar rotation. We will introduce rotation in Sect. 4.2.

4.1 Acoustic, gravity and mixed modes

The equations for oscillations in non-rotating spherical stars lead to a collection of 1D eigenvalue problems that can be independently solved for each value of ℓ . Assuming adiabatic perturbations, these equations are fourth order and may be solved numerically given a radial model of the stellar structure. Various codes have been developed, such

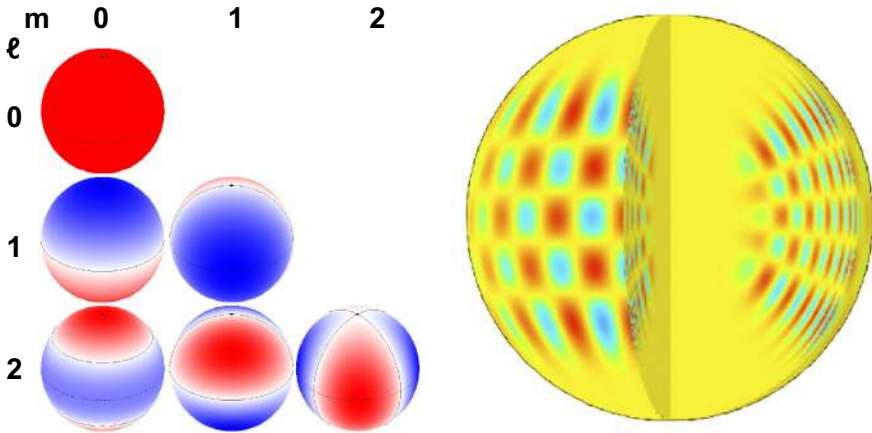


Fig. 7 Left: Example of modes of degree $\ell = 0, 1, 2$ and azimuthal order $m = 0, 1, 2$. Modes are represented by spherical harmonics. The blue regions are those moving toward the observer, while the red regions represent those that are moving away; half a period later this is reversed. Right: Mode $\ell = 20, m = 16$ and $n = 14$

as ADIPLS, LOSC, PULSE, POSC, GraCo, NOSC, OSCROX, FILOU, LNAWNR, or GYRE (e.g. Christensen-Dalsgaard 2008a; Scuflaire et al. 2008; Brassard and Charpinet 2008; Monteiro 2008; Moya and Garrido 2008; Provost 2008; Roxburgh 2008; Suárez and Goupil 2008; Suran 2008; Townsend and Teitler 2013). However, to understand the nature of the oscillations, we make some approximations. By assuming that the modes vary much more rapidly than the equilibrium structure, we may crudely reduce the problem to a classical turning-point wave equation

$$\frac{d^2 \xi_r}{dr^2} + K(r) \xi_r = 0 \quad \text{with} \quad K(r) = \frac{\omega^2}{c^2} \left(\frac{N^2}{\omega^2} - 1 \right) \left(\frac{S_\ell^2}{\omega^2} - 1 \right). \quad (1)$$

In this equation ξ_r is the amplitude of the radial displacement, ω the angular frequency of the wave, c , N and $S_\ell = \sqrt{\ell(\ell + 1)}c/r$ are the sound speed, the Brunt–Väisälä frequency and the Lamb frequency. Within this approximation, waves can only propagate in the stellar interior where $K(r) > 0$, that occurs where either (i) $\omega > N$ and $\omega > S_\ell$ or (ii) $\omega < N$ and $\omega < S_\ell$. The first case corresponds to acoustic or pressure (p) modes and the second one to gravity (g) modes. P modes are then high-frequency modes whereas g modes are low-frequency (long-period) modes. In a main-sequence solar-like star these two frequency domains are well separated. Figure 8 shows the profiles of N and S_ℓ in a solar-type star. We deduced from this plot that g modes are confined in the internal radiative region of stars whereas p modes are mainly confined in the outer part of the star.

Modes are also characterized by their inertia \mathcal{I} defined from the eigenmodes as

$$\mathcal{I}_{n,\ell,m} = \int_V \rho |\xi_{n,\ell,m}|^2 dV, \quad (2)$$

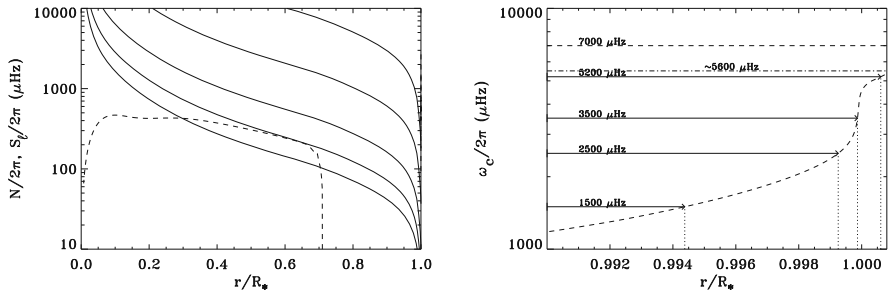


Fig. 8 (Left) Brunt–Väisälä frequency (dashed line) and Lamb frequencies for $\ell = 1, 2, 5, 20$ and 100 (solid lines) for a typical solar-type star. (Right) The cutoff-frequency profile ω_c near the solar photosphere, computed within the isothermal approximation, is plotted with a dashed line. The horizontal dashed–dot line depicts the cutoff frequency of modes ($\sim 5600 \mu\text{Hz}$). At higher frequency, waves are not trapped, whereas at lower frequency, waves are trapped below an external turning point (indicated with vertical dotted lines for different frequencies shown with horizontal solid lines)

where $\xi_{n,\ell,m}$ denotes the total mode displacement normalized by its value at the stellar surface. Thus, more energy is required to excite higher inertia modes. Since the g modes are largely restricted to the deeper layers of the stars, their inertia is far larger than that of p modes.

4.1.1 p modes

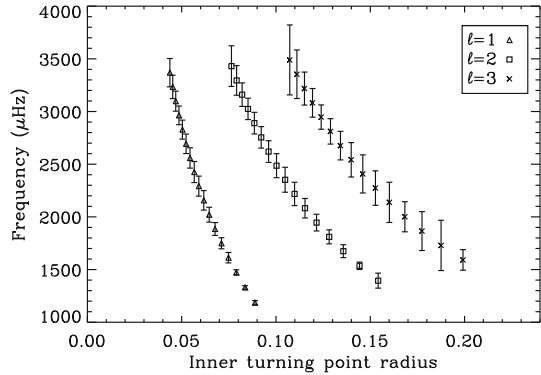
As indicated by their name, p modes are pressure, or acoustic, waves for which the restoring force arises from the pressure gradient. They are the most important modes in solar-like star seismology since they are by far the most observed ones, with periods of several minutes. Normally stable regarding non-adiabatic processes such as κ mechanism, these modes are stochastically excited by the turbulent convective envelope. Observed modes correspond to high-order low-degree modes. The asymptotic (in the sense that $n \gg \ell$) theory of p modes has initially been developed by Vandakurov (1967) and continued in the 1980s by Tassoul (1980) and Deubner and Gough (1984) for example. Asymptotic theory described also the structure of p-mode spectra. The theory predicts regular patterns: modes are organized in a comb structure as observed. These different regularities are detailed in Sect. 4.4.

P modes are confined in the outer region of the stars. Using Eq. (1), their resonant cavity is limited at the top by the stellar photosphere and at the bottom by an *internal turning point* r_t defined such as $S_\ell(r_t) = \omega_{n,\ell}$, i.e.

$$r_t = c(r_t)L/\omega_{n,\ell}, \tag{3}$$

where considering $L = \ell + 1/2$ is a better approximation (e.g. Vorontsov 1991; Lopes and Turck-Chièze 1994). As a consequence, we see that for the same radial order, lower-degree modes propagate deeper into the interior of the star, while for the same degree, higher frequency modes, which correspond to higher order modes, also penetrate deeper than lower-order, lower-frequency modes (see Fig. 9).

Fig. 9 Fractional radii of the inner turning point for low-degree acoustic modes obtained from GOLF (García et al. 2008c). The error bars of the modes have been multiplied by 5000 to be visible



The *outer turning point*, close to the photosphere, also depends on the frequency. It corresponds to the radius r_e where an acoustic wave propagating outwards is reflected due to the brutal drop in density and pressure. A wave propagates as long as $\omega > \omega_c$ where ω_c is the cut-off frequency. We then define r_e such that $\omega_{n,\ell} = \omega_c(r_e)$. In an isothermal atmosphere,

$$\omega_c = \frac{c_s}{2H}, \tag{4}$$

where H is the classical density scale height, that is equal to the pressure scale height $H_p = (-d \ln p/dr)^{-1}$ in an isothermal atmosphere. Deubner and Gough (1984) proposed a more detailed expression that is well approximated by this one. Figure 8 shows the profile of ω_c for the Sun. In the upper layers of solar-like stars, the profile $\omega_c(r)$ increases with r and reaches a maximum. This has two consequences: (i) above a cutoff frequency ($\sim 5600 \mu\text{Hz}$ for the Sun) acoustic waves are no more reflected, then mode trapping is no longer possible. Nevertheless, we may observe a mode-like pattern in the oscillation spectrum above the cutoff frequency (Jefferies et al. 1988; Libbrecht 1988; Duvall et al. 1991). These so-called pseudo-modes or high interference peaks (HIPS) were first observed in Sun-as-a-star solar observations using GOLF by García et al. (1998) and then confirmed by BiSON (Chaplin et al. 2003). A few years later, in 2007, there were also found in solar-like stars from ground-based observations (Karoff 2007) and from space using *Kepler* (Jiménez et al. 2015). From disk-integrated observations, these HIPS may be explained as an interference of high-frequency waves partially reflected at the unobserved far side of the observed star (García et al. 1998). (ii) Higher frequency modes reach higher layers in the atmosphere and this does not depend on ℓ ; as a consequence any perturbation in the outer layers of the star affects similarly low-degree modes with very close frequencies. These layers near the photosphere are known to be poorly modelled with 1D stellar evolution codes, since they are highly turbulent, non-adiabatic and with a low plasma beta. All of these phenomena generate the so-called near-surface effects visible as a departure between computed and observed frequencies. Such effects have to be taken into account when analysing Solar-type stars. We can also build diagnosis tools that cancel out this effect (see Sect. 4.4).

4.1.2 g modes

At the low-frequency part of the spectrum of solar-like stars, we find g modes, for which the restoring force is the buoyancy due to density fluctuations and gravity. These low-frequency modes are confined in the radiative interior of solar-like stars since gravity waves can only propagate in a region where $N^2 > 0$ (see Eq. (1)), i.e., in non-convective zones by definition. They are thus evanescent in solar-like envelopes and reach the surface with very low amplitudes relative to the p modes. For the Sun, expected periods for g modes are of hours and longer than 35 min for the shortest period. The g-mode spectrum also has a regular pattern: g modes of the same degree ℓ are evenly spaced in period, the period increasing when the absolute value of the radial order increases. Moreover, radial gravity modes do not exist. Up to now, the only claims of g-mode detection in solar-like stars concerns the Sun (e.g. Turck-Chièze et al. 2004; García et al. 2007; Fossat et al. 2017).

4.1.3 Mixed p/g modes

When solar-like stars reach the end of the main sequence, due to the build-up of strong density gradients in the core, the Brunt–Väisälä frequency increases there. As a consequence there exists a frequency range where g modes in the core and p modes in the envelope may coexist. If the evanescent region between the p- and g-mode cavities is small enough, a coupling between them occurs. In such a case we get mixed modes with both p and g characteristics. Their properties were initially discussed theoretically by Scuflaire (1974) and the first observations of mixed modes in solar-like stars were reported from ground-based observations of η Bootis, by Kjeldsen et al. (1995) and confirmed later by Kjeldsen et al. (2003), and Carrier et al. (2005). They were in very good agreement with theoretical predictions by, e.g., Christensen-Dalsgaard et al. (1995). More recently, many observations of mixed modes have been made from ground-based observations but also from space thanks to CoRoT (e.g. Deheuvels et al. 2010a) and *Kepler* observations (Chaplin et al. 2010; Campante et al. 2011; Mathur et al. 2011a). Beck et al. (2011) first reported the existence of mixed modes in red-giant stars. Later, Bedding et al. (2011) and Mosser et al. (2011a) showed the power of these modes to measure the evolutionary status of red giants, with a clear difference between stars ascending the red-giant branch (RGB) and those in the so-called “clump”.

Mixed modes are very useful to put constraints on the internal structure and dynamics of stars since they are very sensitive to the core due to their g-mode behaviour, whereas their p-mode properties make their surface amplitudes high enough to be detected.

4.2 Effects of rotation

In previous sections, we have assumed a perfect spherical symmetry implying that modes are degenerate in m . Everything that breaks this symmetry lifts this degeneracy. Rotation is the most common phenomenon breaking the symmetry. When the rotation rate is slow enough, as it is in most solar-type stars, it may be treated as a perturbation

of the non-rotating case. Modes are thus split into $2\ell + 1$ m -components forming a multiplet. Each component has a frequency $\omega_{n,\ell,m} = \omega_{n,\ell} + \delta\omega_{n,\ell,m}$ where the second term is a small perturbation usually called a rotational splitting (or just a splitting). This quantity will directly depend on the rotation rate of the star. To first order, in the perturbative expansion, the splittings may be expressed as:

$$\delta\omega_{n,\ell,m} = m \iint K_{n,\ell,m}(r, \theta) \Omega(r, \theta) dr d\theta, \quad (5)$$

where $K_{n,\ell,m}$ is the rotational kernel depending on the eigenmode and Ω is the rotation profile in the star (Hansen et al. 1977). Thus, the kernel indicates how the splitting is sensitive to the rotation inside the star. By assuming the rotation is solid in the mode cavity, this equation is simplified (Ledoux 1951):

$$\delta\omega_{n,\ell,m} = m(C_{n,\ell} - 1)\Omega, \quad (6)$$

where $C_{n,\ell}$ is named the Ledoux (or Coriolis) coefficient. For p modes $C_{n,\ell} \approx 0$ for high-order modes (for the Sun, with $n \gtrsim 10$ we get $C_{n,\ell} \lesssim 10^{-2}$), whereas for g modes $C_{n,\ell} \approx 1/[\ell(\ell + 1)]$.

As a consequence, p modes of solar-like stars are generally modelled as symmetrical multiplets of frequencies

$$\nu_{n,\ell,m} = \nu_{n,\ell} - m\nu_s, \quad (7)$$

where $\nu_s = \Omega/(2\pi)$ is simply called the splitting. If the rotation is nearly solid and observed modes are pure p modes, ν_s is the same for all of them. If the rotation changes with the stellar radius, the splittings depend on the cavities probed by the modes and they will be different. The presence of mixed modes in sub-giant and red giant stars gives opportunities to measure their core rotation.

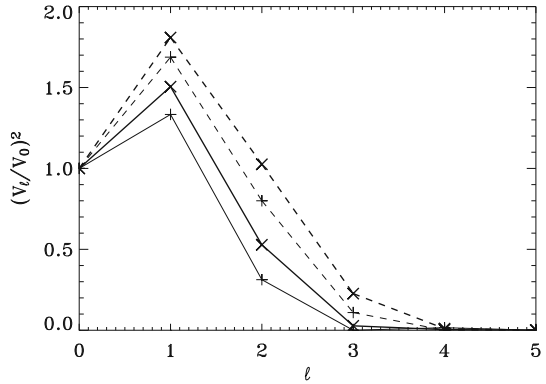
Equation 7 induces symmetrical multiplets. However asymmetrical splittings may be observed if differential rotation in latitude is strong enough (e.g. Gizon and Solanki 2004), or if the star is oblate due to fast rotation, or in mixed modes due to near-degeneracy effects (Deheuvels et al. 2017).

It is important to note that magnetic fields can also produce asymmetries in the multiplets in both amplitudes and frequencies (e.g. Gough and Thompson 1990; Goode and Thompson 1992; Shibahashi and Takata 1993; Kiefer and Roth 2018; Augustson and Mathis 2018).

4.3 Mode visibility

We focus in this review on low-degree modes, because they are the only ones that we observe in stars without any spatial resolution due to cancellation effects. Indeed, since all of the information (intensity or velocity) is integrated over the visible stellar disc, the contribution of small-scale modes, i.e., high-degree modes, vanishes. We can only measure high-degree modes in the Sun because its surface is resolved. If we denote the fluctuation induced by a mode $f_{n,\ell,m}(\theta, \phi) = AY_\ell^m(\theta, \phi)$, then we may

Fig. 10 Mode visibilities V_ℓ as a function of the degree ℓ . Solid lines correspond to intensity measurements ($W(\mu) = L(\mu)$) whereas dashed lines correspond to velocity measurements ($W(\mu) = \mu L(\mu)$). Faint lines are obtained by ignoring the limb darkening ($L(\mu) = 1$). Thick lines are obtained within the Eddington approximation ($L(\mu) = 0.4 + 0.6\mu$)



show (Dziembowski 1977; Toutain and Gouttebroze 1993; Gizon and Solanki 2003) that the observed amplitude can be expressed as:

$$a_{n,\ell,m} = r_{\ell,m}(i)V_\ell A. \tag{8}$$

V_ℓ is called the mode visibility, $r_{\ell,m}(i)$ is the relative amplitude of mode inside a multiplet and depends only on the inclination angle i between the rotation axis and the line of sight. Mode visibilities may be written as:

$$V_\ell = \sqrt{(2\ell + 1)\pi} \int_0^1 P_\ell(\mu)W(\mu)\mu d\mu, \tag{9}$$

where P_ℓ is the ℓ th order Legendre polynomial, $W(\mu)$ a weighting function depending only on the distance to the limb μ . It indicates the contribution of each surface element over the stellar disc. For intensity measurements $W(\mu)$ is mainly the limb darkening function $L(\mu)$. Limb darkening depends on atmosphere properties (effective temperature, surface gravity, metallicity,...) and the observed wavelength. For velocity observations, since the motion induced by low-degree p modes are mainly radial at the surface, we may approximate the weighting function as $W(\mu) \approx \mu L(\mu)$. Mode visibilities are plotted in Fig. 10 for low degree. We see that they dramatically drop for $\ell > 2$. In practice, we observe mainly modes with $\ell = 0, 1$ and 2 and some $\ell = 3$. V_ℓ mainly depends on the atmospheric properties and the mode physics in the upper layers. We notice that $\ell = 3$ modes are only visible thanks to limb-darkening effects. Specific derivations of V_ℓ for CoRoT and Kepler observations have been carried out by Michel et al. (2009) and Ballot et al. (2011a).

When V_ℓ depends on the stellar atmosphere and the instrument, the factor $r_{\ell,m}(i)$ is purely geometric and reads

$$r_{\ell,m}^2(i) = \frac{(\ell - |m|)!}{(\ell + |m|)!} [P_\ell^{|m|}(\cos i)]^2, \tag{10}$$

where P_ℓ^m is the associated Legendre functions. Figure 11 shows the variation of these coefficients with i for $\ell = 1$ and 2. The squared factor $r_{\ell,m}^2(i)$ represents the relative

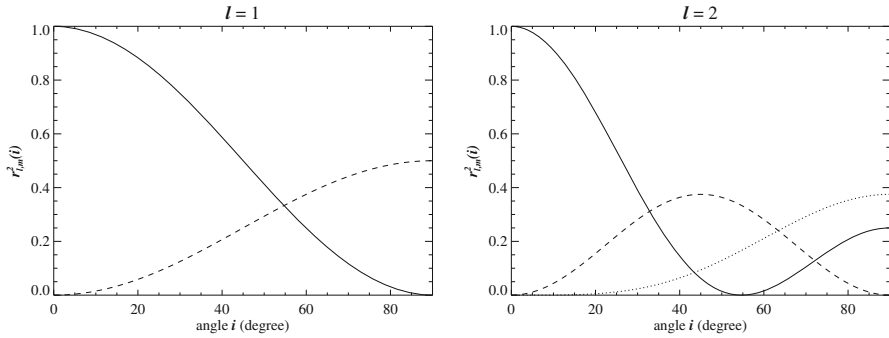


Fig. 11 Relative power $r_{\ell,m}^2$ of modes in a multiplet as a function of the inclination angle i for $\ell = 1$ (left) and $\ell = 2$ (right). Solid, dashed and dotted lines correspond to $|m| = 0, 1$ and 2 , respectively

power of modes in a multiplet. We notice that $\sum_m r_{\ell,m}^2(i) = 1$. For stars observed pole-on ($i = 0^\circ$) only axisymmetric ($m = 0$) modes are visible; it is then not possible to infer any information about rotation. For stars observed equator-on ($i = 90^\circ$), only components with even $\ell + m$ are visible.

To be able to separate $r_{\ell,m}$ and V_ℓ factors in Eq. (8), W must depend on μ only. It is, for example, well known that the amplitude ratio in $\ell = 2$ and 3 multiplets in solar data observed, for instance, by GOLF does not follow Eq. (10) since the spatial response of the instrument does not depend on μ only. Recent detailed measurements have been presented and discussed in Salabert et al. (2011a).

4.4 Frequency separations

The regular structure of p-mode spectra predicted by asymptotic theory is well observed as we can see in Fig. 12 for the solar case. A sequence of modes of degrees 2, 0 and 3, 1 is repeated. We then may define two important seismic variables: the large and the small frequency separations or simply large and small separations.

The large separation of low-degree p modes is given by (see also Fig. 12):

$$\Delta v_\ell(n) = v_{n,\ell} - v_{n-1,\ell}. \tag{11}$$

This regularity is well captured by their first-order asymptotic expansion (Tassoul 1980):

$$v_{n,\ell} \approx \Delta v \left(n + \frac{\ell}{2} + \frac{1}{4} + \varepsilon \right), \tag{12}$$

where the asymptotic large spacing Δv depends inversely on the sound-travel time between the centre and the surface of the star, which is also called acoustic radius:

$$\Delta v = \left[2 \int_0^R \frac{dr}{c} \right]^{-1}, \tag{13}$$

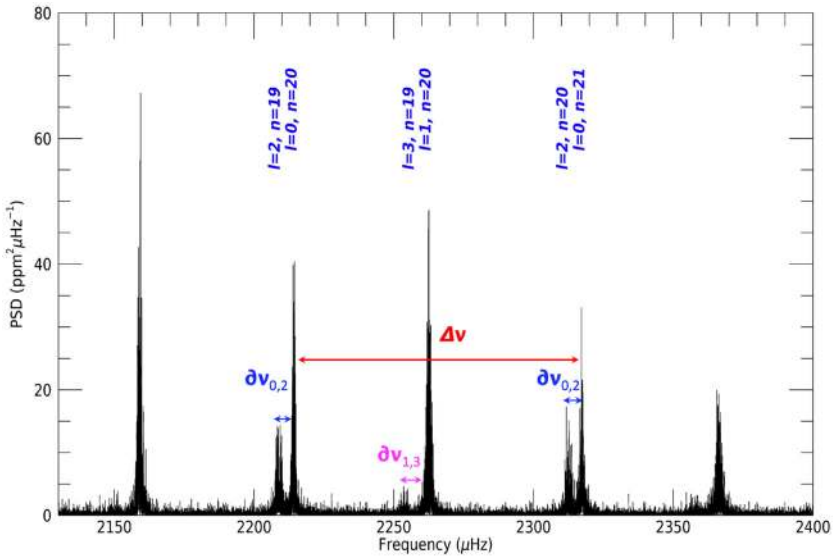


Fig. 12 Region of the power spectrum of 16 Cyg A (shown in Fig. 6 between 2130 and 2400 μHz). Some modes $\ell = 0, 1, 2$ and 3 are labelled with radial orders between 19 and 21. The horizontal lines ending with arrows indicate the large spacing, $\Delta\nu$, and the small spacings, $\delta\nu_{0,2}$ and $\delta\nu_{1,3}$

where R is the stellar radius, and c is the sound speed.

The small separation of low-degree p modes is given by (see also Fig. 12):

$$\delta\nu_{\ell,\ell+2}(n) = \nu_{n,\ell} - \nu_{n-1,\ell+2}. \tag{14}$$

The small separation is the difference of two modes with nearly identical eigenfunctions at the surface (e.g. those with almost the same frequency, and thus similar outer turning points) and being only different in the deeper layers, with different inner turning points. Using second-order asymptotic theory (Tassoul 1990; Vorontsov 1991) it can be shown that:

$$\delta\nu_{\ell,\ell+2}(n) \simeq -(4\ell + 6) \frac{\Delta\nu_{\ell}(n)}{4\pi^2\nu_{n,\ell}} \int_0^R \frac{dc}{dr} \frac{dr}{r}. \tag{15}$$

This asymptotic expression shows that the small separation is dominated by the sound-speed gradient near the core (the integral is weighted by $1/r$) and, therefore, it is sensitive to the chemical composition in the central regions. In solar-like stars, generally only $\delta\nu_{0,2}$ is directly observable. As the frequencies of both modes are very close, they have similar near-surface effects. Hence, the small separation is less affected by such effects than the large separation. However, some residuals can still remain. Therefore, it has been demonstrated that the ratio of the small separation to the large separation, defined as $r_{0,2} \equiv r_{0,2}(n) = \delta\nu_{0,2}(n)/\Delta\nu_{\ell}(n)$, can exclude such near-surface effects to a great extent (for more details see Roxburgh and Vorontsov 2003).

By extension, we also define small separations between radial and dipole modes, $\delta_{0,1}$ and $\delta_{1,0}$, as the amount by which the modes $\ell = 1$ (resp. $\ell = 0$) are offset from the midpoint of the modes $\ell = 0$ (resp. $\ell = 1$):

$$\delta v_{0,1}(n) = \frac{1}{2}(v_{n,0} + v_{n+1,0}) - v_{n,1}, \quad (16)$$

$$\delta v_{1,0}(n) = \frac{1}{2}(v_{n-1,1} + v_{n,1}) - v_{n,0}. \quad (17)$$

These quantities are also very sensitive to stellar cores and may be used, for example, to probe for the presence of a convective core (see Sect. 6.7).

5 Spectral analysis

In this section, we introduce various practical tools that are used to analyze seismic observations of solar-like stars. We do not deal with the computation of a power spectrum density from a velocity curve or a light curve.

5.1 The échelle diagram

A common way to represent the oscillation spectrum is the échelle diagram. It consists of plotting the mode frequencies as a function of the frequencies modulo the large frequency separation. Similarly, an échelle diagram may be built from an observed spectrum by cutting the spectrum into segments of multiples of the large frequency spacing, stacking them one on top of the next, and making then a 2D map. Doing so, modes with the same degree ℓ are aligned along almost vertical ridges. It was first used in helioseismology by Grec et al. (1980) to identify the modes in the solar oscillation spectrum observed from the South Pole. It is now commonly used in asteroseismology to correctly identify the degree and the order of the modes. Any departure from the first-order asymptotic relation will produce curvature and/or wiggles in the vertical ridges. For example, the presence of mixed modes in evolved solar-like stars is clearly visible and easy to identify: some dipole modes are displaced, or bumped, from their original position due to the presence of a mixed mode in the vicinity. Figure 13 shows the échelle diagram of three solar-like stars observed by *Kepler*. The ridges corresponding to the even ($\ell = 0$ and 2) modes are clearly shown on the left-hand side of the diagrams, while the ridge of the $\ell = 1$ is visible onto the right. ($\ell = 3$ mode amplitudes are too small to be unambiguously observed). From left to right, stars are increasingly evolved. Indeed the échelle diagram of KIC 11026764 (right-hand panel) shows a bumped $\ell = 1$ mode (a mode that has been displaced from its original position by the presence of a mixed mode or by the mode immediately below) at $\sim 900 \mu\text{Hz}$. This is a clear signature of a more evolved star, probably a sub-giant star.

5.2 Modelled spectrum

The observed power spectrum density is the superimposition of several components (see Fig. 5) composing a background on top of which the oscillation modes are visible.

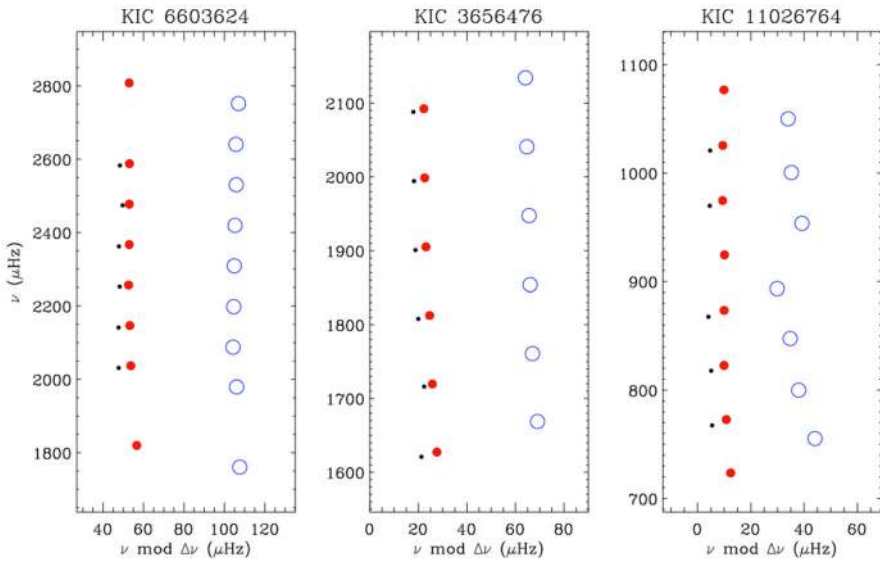


Fig. 13 Échelle diagrams of 3 solar-like stars observed by *Kepler*, showing the $\ell = 0$ (filled red symbols), $\ell = 1$ (open blue symbols), and $\ell = 2$ (small black symbols) ridges. Image reproduced with permission from Chaplin et al. (2010), copyright by AAS

We denote $B(\nu)$ the background and $P(\nu)$ the p-mode spectrum. The full model is thus

$$S(\nu) = B(\nu) + P(\nu). \tag{18}$$

This section provides models for B and P that are commonly used in the literature.

5.2.1 Background model

At high frequency, the spectrum is dominated by the photon noise W ; this is a white noise, independent of the frequency. At low frequency, the spectrum is dominated by long-term trends, including both instrumental (drifts, thermal variations, etc.) and stellar effects (especially activity and rotation). Between these two extreme ranges, the background originates from the surface convection, which is dominated by its granular scales. Low-frequency trends and convective components may be described by empirical laws—initially proposed by Harvey (1985b)—corresponding to exponentially decaying temporal variations. The background is then modelled as

$$B(\nu) = \sum_i H_i(\nu) + W, \tag{19}$$

where the different components are

$$H_i(\nu) = \frac{\zeta_i \sigma_i^2 \tau_i}{1 + (2\pi \nu \tau_i)^{\alpha_i}}. \tag{20}$$

Here, σ_i is the rms amplitude of the component, τ_i its characteristic time scale, $\zeta_i = 2\alpha_i \sin(\pi/\alpha_i)$ is a normalisation constant. The exponent α_i measures the amount of memory in the physical process responsible for the component. A larger exponent means less memory in the process. Exponential decay gives $\alpha = 2$. In this case, $\zeta_i = 4$. Sometimes, following Mathur et al. (2011b), authors define a new timescale, τ_{eff} , as the e-folding time of the autocorrelation function of the signal; for $\alpha = 2$ both timescales are identical ($\tau = \tau_{\text{eff}}$). In practical cases, one granulation component may be enough to model the convective contribution, but a second one, possibly due to faculae, is sometimes required (Karoff et al. 2013a).

This model $B(\nu)$ is the background limit spectrum that would be obtained after an infinite observing time, which would average all statistical fluctuations. The observed background is then this limiting spectrum multiplied by a random noise following a two-degree-of-freedom (2-dof) χ^2 statistic. Random processes in time series tend to produce normal (Gaussian) noises in the Fourier domain, both for the real and imaginary parts of the Fourier transform, due to the central limit theorem. Thus, a power spectrum being the sum of squared real and imaginary parts follows a 2-dof χ^2 statistic. It is true for the background but also for stochastically excited modes (see next section). This statistical distribution has been well verified in observations.

5.2.2 Mode model

The last components of the spectrum are the modes themselves. As previously mentioned, solar-like oscillations are not unstable modes but are excited stochastically and damped by turbulence in the outer layers of the convection zone (e.g. Goldreich and Keeley 1977; Goldreich and Kumar 1988). Following these authors, each mode can be simply modelled as a randomly excited and damped harmonic oscillator following the equation

$$\frac{d^2\xi}{dt^2} + 2\eta\frac{d\xi}{dt} + \omega_o^2\xi = f(t), \quad (21)$$

where $\xi(t)$ is the displacement of the oscillator, η its damping rate, $\omega_o = 2\pi\nu_o$ the frequency of the undamped oscillator and $f(t)$ the random forcing function. Assuming that the mean value of the square of the Fourier transform of $f(t)$, $\langle |F(\nu)|^2 \rangle$, is a slowly-varying function of ν , and that $\eta \ll \nu_o$, then the power spectrum density of a mode is modelled as a Lorentzian profile multiplied by a stochastic noise following a 2-dof χ^2 statistic. More specifically, the limit Lorentzian profile reads

$$L(\nu; \nu_o, \Gamma, H) = \frac{H}{1 + \left(\frac{2(\nu - \nu_o)}{\Gamma}\right)^2}, \quad (22)$$

where H is the mode height and Γ is the width at half-height. They are expressed as

$$H = \frac{\langle |F(\nu)|^2 \rangle}{16\pi\eta^2\nu_o^2}, \quad (23)$$

and

$$\Gamma = \frac{\eta}{\pi}. \tag{24}$$

For a single mode, the integrated power, P , is given by:

$$P = \frac{\pi}{2} H \Gamma, \tag{25}$$

which corresponds to the mean square of the mode amplitude (see also the discussion in Jiménez-Reyes et al. 2003).

The total energy, E , is taken to be the sum of both the kinetic and the potential energy:

$$E = \mathcal{I} P, \tag{26}$$

where \mathcal{I} is the corresponding mode inertia defined in Sect. 4.1. The rate at which energy is dissipated in the modes (e.g. Houdek et al. 1999) can be derived by using the harmonic damped oscillator analogy (e.g. Chaplin et al. 2000):

$$\frac{dE}{dt} = \dot{E} = 2\pi H \Gamma^2. \tag{27}$$

From the study of these equations, the linewidth provides a direct measurement of the damping rate. The mode power (or mode energy) provides a measure of the balance between the excitation and the damping of the modes. Finally, the energy supply rate provides information about the excitation or the forcing of the oscillator.

Such a Lorentzian model is sufficient to reproduce the observed modes, even if asymmetries were reported for the Sun since Duvall et al. (1993). These asymmetries are small enough for low-degree modes—typically of the order of a few percent (e.g. Toutain et al. 1998; Chaplin et al. 1999b; Thiery et al. 2000)—to consider such Lorentzian description as sufficiently accurate for analysing observations shorter than a year. For longer time series, including asymmetries may be relevant (Benomar et al. 2018).

This Lorentzian model is also valid as long as the modes are resolved, i.e., the spectra resolution is finer than the mode width. It means that the observing time is longer than the mode lifetime. This point is verified for observed p modes in solar-like stars, but it may be invalidated at very low frequency.

The oscillation spectrum is the sum of a full sequence of modes:

$$P(\nu) = \sum_{n,\ell} M_\ell(\nu; H_{n,\ell}, \Gamma_{n,\ell}, \nu_{n,\ell}, \nu_s, i), \tag{28}$$

where M_ℓ is the profile of a multiplet

$$M_\ell(\nu; H_{n,\ell}, \Gamma_{n,\ell}, \nu_{n,\ell}, \nu_s, i) = \sum_{\ell=-m}^m a_{\ell,m}(i) L(\nu; \nu_{n,\ell} - m\nu_s, H_{n,\ell}, \Gamma_{n,\ell}), \tag{29}$$

where i is the inclination angle and v_s the rotation splitting. The coefficients $a_{\ell,m}$ are given by Eq. (10) (see. Sect. 4). To obtain this expression, we assume that the intrinsic mode heights and widths inside a multiplet are the same. Since the components have similar frequencies ($v_s \ll v_o$), the energy injected by stochastic excitation is the same (see Eq. (23)), and we also assume that damping processes only depend smoothly on frequency.

5.3 Maximum likelihood estimators

5.3.1 Fitting spectra

This model $S(v; \mathbf{p})$ described in the previous section is parametrized and we aim in determining the most likely values for these parameters \mathbf{p} (e.g. mode frequencies, widths, heights, splittings...), given an observed spectrum. The observed spectrum $\mathbf{Y} = \{Y_i\}$ is sampled at n frequencies v_i and we assume that the realization noise for each point is independent. This last point is absolutely verified when the spectrum is estimated through a Fast Fourier Transform of an evenly spaced time series without gaps. Since the observed power density is distributed around the limit spectrum with 2-dof χ^2 statistics (e.g. Woodard 1984; Appourchaux et al. 1998), the likelihood is

$$\mathcal{L}(\mathbf{Y}; \mathbf{p}) = \prod_{i=1}^n \frac{1}{S(v_i, \mathbf{p})} \exp \left[-\frac{Y_i}{S(v_i, \mathbf{p})} \right]. \quad (30)$$

Given a model S , one seeks to find, for a spectrum \mathbf{Y} observed over a chosen frequency interval, the parameters \mathbf{p} that maximize $\mathcal{L}(\mathbf{Y}; \mathbf{p})$. The way to choose the frequency interval to consider and the details of the models depend on the fitting strategy and will be discussed in Sect. 5.5. Maximum likelihood estimators (MLE) are frequently used to analyse seismic data of solar-like stars. This is an inheritance of helioseismology where this approach was intensively used (Appourchaux et al. 1998). In practice, the negative logarithm of the likelihood function $-\ln \mathcal{L}$ is minimized with a standard algorithm such as a modified Newton's method.

5.3.2 Errors and correlations

To estimate the covariance matrix of parameters \mathbf{p} , a typical method is to approximate it by the inverse of the Hessian matrix. The uncertainties on fitted parameters are therefore taken as the square roots of the diagonal elements of the inverted matrix. These estimates are based on the Kramer–Rao theorem. By using them, we have to keep in mind a few crucial points: (i) these error estimates are only lower limits of the statistical errors and (ii) it is only asymptotically valid: the statistical distribution of parameters are assumed to be normal, that is not necessarily the case (e.g. Ballot 2010). Thus, the variables are to be carefully chosen, for example $h = \ln H$ and $\gamma = \ln \Gamma$ are more suitable variables than H and Γ to estimate the errors through the Hessian (see discussion in Toutain and Appourchaux 1994). The preferred way to estimate the errors remains in performing Monte Carlo simulations.

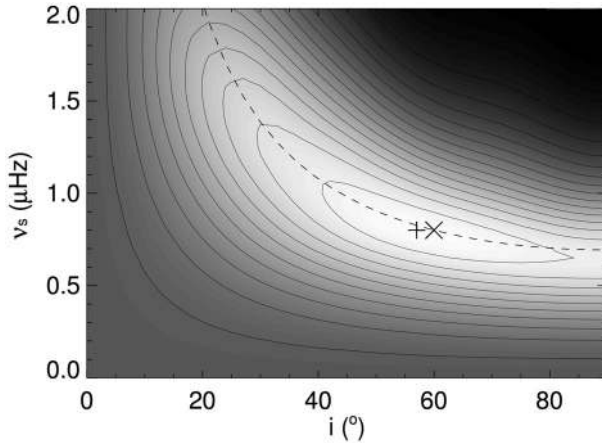


Fig. 14 Likelihood for a simulated spectrum in the (i, ν_s) plane of the parameter space. All of the other parameters are fixed to their simulated value. The white area corresponds to the highest likelihoods and the black to the lowest. The \times is the simulated value $(i_0, \nu_{s,0})$ and the $+$ is the maximum of the likelihood. The dashed line follows a constant projected splitting $\nu_s \sin i$. Extracted from Ballot et al. (2006)

Nevertheless, the Kramer–Rao theorem may be used to understand the evolution of errors with various parameters. For example, following Duvall (1990), Libbrecht (1992) showed that the lower limit for the error of the frequency of a radial mode is

$$\sigma_\nu = \sqrt{f(\beta) \frac{\Gamma}{4\pi T}}, \tag{31}$$

where T is the observation time, $\beta = B/H$ is the local background to mode height ratio, and $f(\beta) = (1 + \beta)^{1/2}[(1 + \beta)^{1/2} + \beta^{1/2}]^3$. More general expressions have been proposed for multiplets in the solar case ($i \approx 90^\circ$) by Toutain and Appourchaux (1994) and for any inclination angle by Ballot et al. (2008). Such relations show that for resolved modes, the precision of frequencies varies with $T^{-1/2}$: to reduce the error by a factor of 2, we need observations 4 time longer.

It is also important to notice that some parameter estimates are strongly correlated. It is specially the case between the mode height H and width Γ , which are strongly anticorrelated, making the quantity $H\Gamma$, hence the mode energy P , better determined than H and Γ individually (e.g. Toutain and Appourchaux 1994). Similar correlations exist between the inclination angle i and the splitting ν_s when ν_s is not significantly larger than the mode width. The correlation is well visible in a likelihood mapped in the (ν_s, i) plane. The likelihood maximum show a banana shape structure (Fig. 14). In this case, the projected splitting $\nu_s \sin i$ is better determined than the splitting itself, even when the inclination is poorly measured (see Ballot et al. 2006, 2008).

5.4 Bayesian methods

5.4.1 Bayesian inference

During the last decade, “Frequentist” approaches based on MLE have been completed with Bayesian approaches to analyse oscillation spectra. First introduced for the seismology of solar-like stars to correctly interpret the first CoRoT data (Benomar

et al. 2009a; Gaulme et al. 2009; Gruberbauer et al. 2009), it has been extensively developed and used ever since (e.g. Handberg and Campante 2011; Gruberbauer et al. 2013; Corsaro et al. 2013; Davies et al. 2016; Lund et al. 2017). The likelihood is nothing but the probability to observe the data set \mathbf{Y} assuming a parameter set \mathbf{p} , under given a priori information I (including for example a spectral model S), we denote it $p(\mathbf{Y}|\mathbf{p}, I) (\equiv \mathcal{L}(\mathbf{Y}; \mathbf{p}))$. We maximize this probability with MLE. However, we would prefer to assign a probability to a parameter set \mathbf{p} for the observation \mathbf{Y} , i.e., $p(\mathbf{p}|\mathbf{Y}, I)$. The is called the posterior probability. It is linked to the likelihood through Bayes' theorem:

$$p(\mathbf{p}|\mathbf{Y}, I) = \frac{p(\mathbf{p}|I)p(\mathbf{Y}|\mathbf{p}, I)}{p(\mathbf{Y}|I)}, \quad (32)$$

$p(\mathbf{p}|I)$ is the prior probability, i.e., the probability of getting these parameters before looking in the data; it includes our current knowledge (physical properties, information coming from other data or other parts of the spectrum) and current ignorance. The probability $p(\mathbf{Y}|I)$ is called the global likelihood:

$$p(\mathbf{Y}|I) = \int p(\mathbf{p}|I)p(\mathbf{Y}|\mathbf{p}, I) d\mathbf{p}. \quad (33)$$

Using a marginalization procedure, we can derived the marginal posterior probability distribution for a subset of parameters of interest \mathbf{p}_I by integrating out the remaining parameters \mathbf{p}_N ($\mathbf{p} = \{\mathbf{p}_I, \mathbf{p}_N\}$), called nuisance parameters:

$$p(\mathbf{p}_I|\mathbf{Y}, I) = \int p(\mathbf{p}|\mathbf{Y}, I) d\mathbf{p}_N. \quad (34)$$

Using Bayesian methods, we then obtain the statistics for all of the parameters of our model: not only an estimated mean and variance, but the full distribution. For spectra with low signal to noise ratio, Gaulme et al. (2009) showed that MLE may be biased and Bayesian approaches are more robust.

5.4.2 Priors: knowledge and ignorance

Bayesian methods sample the function $p(\mathbf{p}|\mathbf{Y}, I)$ to give a global picture of the problem. Moreover, Bayesian approaches allow us to include relevant priors in fitting procedures. Even more, priors are needed: posterior probabilities only make sense when prior probabilities are set. Sometimes, when our knowledge is limited we look for priors that take that ignorance into account. As an example, let us consider the prior for the inclination angle i . We may certainly consider our prior independent of the other stellar quantities. When we do not have any complementary observations (or we do not want to use them), we would naturally assumed that all orientations are evenly probable. This does not mean that prior probability is uniform between 0° and 90° . If we assume isotropy, the prior probability distribution for i is $p(i) di = \sin i di$. A uniform distribution for i would favour a rotation axis oriented toward us. Ignorance priors for frequency (or splitting) are uniform probability distributions whereas it is uniform in logarithm for heights and widths (see, e.g., Benomar et al. 2009a; Handberg and Campante 2011, for more detailed discussions).

5.4.3 Markov chain Monte Carlo

The most common method to sample the posterior probability is to use a Markov Chain Monte Carlo (MCMC) approach. Even if they are rather slow, their implementation is easy and flexible. The Metropolis–Hastings algorithm (Metropolis et al. 1953; Hastings 1970) is the most commonly used method. Its application to solar-like star oscillation spectra are detailed in Benomar et al. (2009a) and Handberg and Campante (2011). The distribution that we want to sample, called the target distribution, is $p(\mathbf{p}|\mathbf{Y}, I)$. To do so, we construct a pseudo-random walk in the parameter space such that the density of drawn points in a given region of the parameter space is proportional to $p(\mathbf{p}|\mathbf{Y}, I)$. A Markov Chain achieves such a random walk. The chain is built such that a new point \mathbf{p}_{t+1} is added to the chain depending on the previous point \mathbf{p}_t according to a time-independent transition kernel $p(\mathbf{p}_{t+1}|\mathbf{p}_t)$. In the Metropolis–Hastings algorithm, a new point \mathbf{p}_{new} is randomly drawn from a proposed probability distribution centred on \mathbf{p}_t , $p_p(\mathbf{p}_{\text{new}}|\mathbf{p}_t)$ (In practice we consider multivariate normal distributions). We then accept \mathbf{p}_{new} as a new point ($\mathbf{p}_{t+1} = \mathbf{p}_{\text{new}}$) with an acceptance probability

$$\alpha(\mathbf{p}_{\text{new}}, \mathbf{p}_t) = \min \left[1, \frac{p(\mathbf{p}_{\text{new}}|\mathbf{Y}, I)}{p(\mathbf{p}_t|\mathbf{Y}, I)} \right]. \quad (35)$$

If we reject the new point, then $\mathbf{p}_{t+1} = \mathbf{p}_t$. The expression for $\alpha(\mathbf{p}_{\text{new}}, \mathbf{p}_t)$ is simpler than the ones found in literature, because we have taken into account the symmetry of normal distributions that we used as proposed distributions ($p_p(\mathbf{p}_1|\mathbf{p}_2) = p_p(\mathbf{p}_2|\mathbf{p}_1)$).

From a mathematical point of view, the Markov chain asymptotically represent the target function (i.e., $p(\mathbf{p}|\mathbf{Y}, I)$) independently from the choice of the proposal probability distribution p_p . However, since we will get a chain with a limited size, the p_p law must be chosen to ensure an efficient sampling of $p(\mathbf{p}|\mathbf{Y}, I)$ in reasonable computing time. As we consider p_p as a multivariate normal law, we must find an suited covariance matrix for this law. Different automated algorithms are used to constructed such covariance matrices, for example in Benomar et al. (2009a) and Handberg and Campante (2011).

Finally, improved versions of MCMC using parallel tempering (Earl and Deem 2005) are often implemented in asteroseismology. It is very similar, except that we do not use only one chain, but several ones corresponding to different “temperature” (by analogy with statistical physics), characterised by a parameter β . Each chain samples the following probability:

$$p_\beta(\mathbf{p}|\mathbf{Y}, I) \propto p(\mathbf{p}|I)p(\mathbf{Y}|\mathbf{p}, I)^\beta \quad (36)$$

for $\beta = 1$ (the “cool” distribution) we recover the usual posterior probability. By decreasing β (i.e., by using “hotter and hotter”), the function is flatter and flatter, and is reduced to the prior distribution for $\beta = 0$. Doing so, we understand that it is easier to explore regions of a hotter distribution that would never been visited for a cooler one. The different chains are independent, but randomly we swap the position of the two chains. It is very useful, for example, when the posterior distribution possesses several

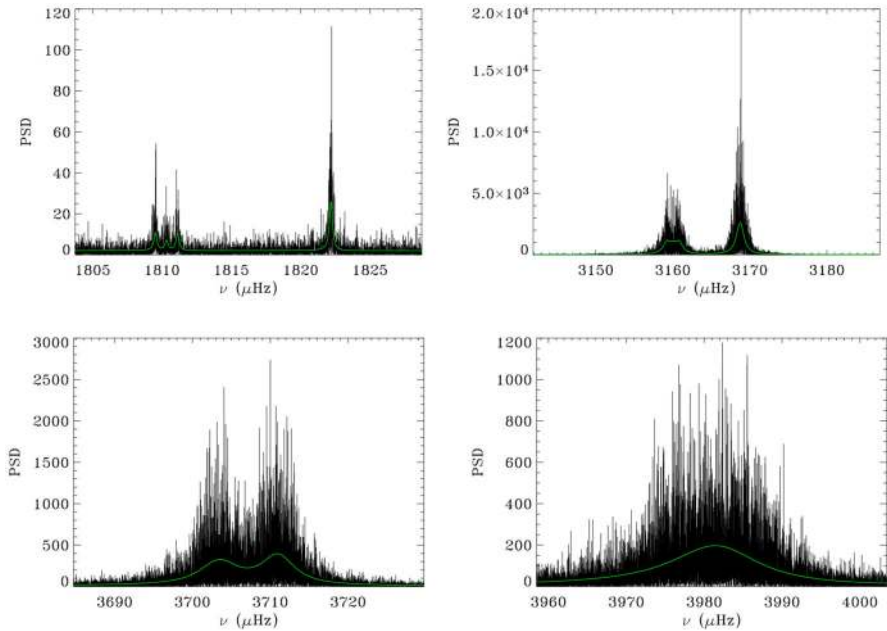


Fig. 15 Example of fits (green line) $\ell = 2, 0$ and $\ell = 3, 1$ modes, left- and right-hand panels respectively at low (top) and high (bottom) frequencies of a typical GOLF spectrum. In the first case, the lifetimes of the modes are longer and therefore the linewidths are smaller than for the modes at high frequency

well separated local maximums. With a classical MCMC, the chain may get stuck in one of them and it may take a very long time to sample the different maxima. Parallel tempering is an efficient way to avoid this (e.g. Handberg and Campante 2011).

MCMC is not the only sampling method developed for seismology of solar-like stars. For example, Corsaro and De Ridder (2014) proposed a spectrum analysis method based on a nested sampling Monte Carlo algorithm.

5.5 Fitting strategy: local versus global fits

Several strategies can be used to fit an oscillation spectrum. Historically, to analyse helioseismic data of the Sun seen as a star, a local strategy was developed: modes are fitted within windows narrow enough to isolate a single mode or a pair of modes $\ell = 0, 2$ or $\ell = 1, 3$ (Fig. 15). For intensity measurements, $\ell = 3$ modes are generally small enough to be ignored, and $\ell = 1$ modes are often fitted alone. A second approach is to perform a global fit of all modes above a given amplitude threshold around the maximum of the p-mode hump, simultaneously. This approach, pioneered by Roca Cortés et al. (1999) on solar data, became more popular in asteroseismology when first CoRoT data had to be analysed (Appourchaux et al. 2008).

Local fitting can be performed when mode pairs are well separated from each other, i.e., when the large separation is large enough to ensure that the wings of the Lorentzian profiles of other modes do not contaminate the fitting window. In a local approach,

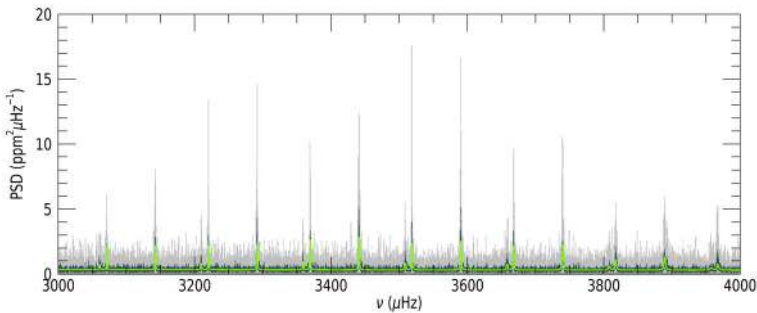


Fig. 16 Expanded view of the PSD of KIC 8006161 in the p-mode region at full resolution (light grey) and smoothed over 11 bins wide boxcar (dark grey). The green line corresponds to the global fitting performed over 7 orders

we assume the background is flat and is only parametrised with a constant. We use a single linewidth for the two modes ($\ell = 0$ and 2), and we also may use a single free height, H_0 , which is the height of the $\ell = 0$ mode, and impose $H_2 = V_2^2/V_0^2 H_0$ for the $\ell = 2$ mode by fixing the visibilities from theory. This last constraint is useful when $\ell = 2$ and 0 modes are blended.

Even if this local fitting scheme is easier to implement, with a reduced number of free parameters for each fitting procedure, it has been proven that a global approach is generally better suited (Appourchaux et al. 2008; Appourchaux 2014). An example of such global fit is presented in Fig. 16 corresponding to the analysis of 11 orders of the CoRoT target HD 169392 (Mathur et al. 2013a). A main advantage of this approach is to impose that some parameters be the same for all modes, especially the inclination angle i , and for some cases the splitting ν_s . Due to the correlation previously mentioned between i and ν_s , i may be poorly determined for each mode independently, we thus increase its precision by using a common value for all modes. Since all parameters are correlated, a better determination of i improve the determination of ν_s , hence linewidths, hence heights... However, by doing this, we assume that all of the stellar layers rotate with the same axis. This reasonable assumption may be questioned for the deep core (e.g. Bai and Sturrock 1993, for the Sun). Free parameters to parametrize widths and heights can also be reduced assuming that they vary only slowly with frequency; one free parameter per large separation may be enough. Mode visibilities can also be fixed or fitted as global parameters. Concerning the background, it cannot be taken as constant in the fitting window, a more complete profile (Sect. 5.2.1) must be used. Its parameters may be fixed by a previous overall fitting or left (partially) free (see, e.g., Appourchaux et al. 2008; Ballot et al. 2011b; Mathur et al. 2011a).

A global fit of the background is generally previously performed by ignoring the frequency range of p modes, or modelling the p-mode hump as a Gaussian profile or two Lorentzian profiles (as has been shown for the solar case by Lefebvre et al. 2008). An example of such a fit for the two solar analogs 16 Cyg A and B observed by *Kepler* is shown in Fig. 17 (Metcalf et al. 2012).

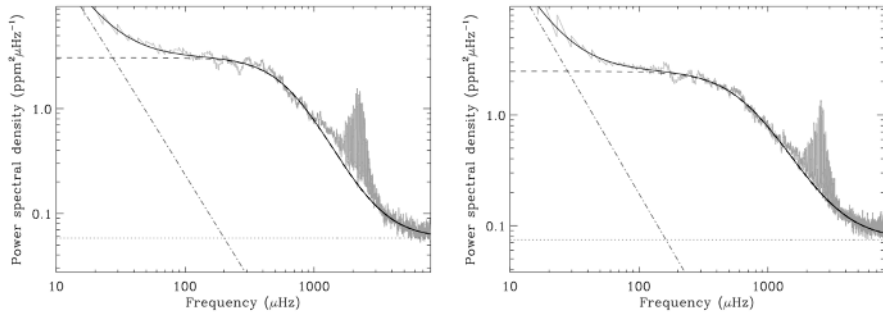


Fig. 17 Background fitting of the two solar analogs 16 Cyg A (left) and B (right) observed by *Kepler*. The PSD has been smoothed by a $20\ \mu\text{Hz}$ boxcar (grey), with best-fitting background components attributed to granulation (dashed lines), stellar activity and/or larger scales of granulation (dot-dashed lines) and shot noise (dotted lines), with the sum of the background components plotted as solid black lines (Metcalfe et al. 2012)

5.6 Hypothesis tests and model comparisons

The fitting techniques described in the previous section provide the best parameters of a model, assuming that the hypotheses are correct. Hypotheses include especially the choice of the model, and some a priori information such as the mode identification. It is however frequently necessary to test several competing hypotheses to make a final decision. The most outstanding one is to test the mode identification. The first solar-like star observed by CoRoT was the F-type star HD49933. Early-type solar-like stars have broad modes due to strong mode damping, thus mode widths are not smaller than the small separation, making the even modes $\ell = 0, 2$ overlap. As a consequence, identifying the $\ell = 1$ ridge from the $\ell = 0, 2$ ridge is not obvious in an échelle diagram. Both hypotheses have to be tested with a frequentist (Appourchaux et al. 2008) or Bayesian approach (Benomar et al. 2009a). Nevertheless to complement statistical approaches, White et al. (2012) propose a method based on physical properties of the stars to disentangle both scenarios using the variation of ε (see Eq. (12)) with effective temperature.

It is also very useful to use model comparisons to validate the significance of a splitting. Thus, we can verify if a mode is significantly better fitted with a multiplet than with a single Lorentzian profile (e.g. Deheuvels et al. 2015).

When the two hypotheses H_0 and H_1 have the same number of free parameters (typically when we want to compare the two different mode identifications), the ratio of their likelihoods \mathcal{L}_0 and \mathcal{L}_1 gives a direct comparison of the two hypotheses. The p -value of favouring H_0 over H_1 is then $p = (1 + \mathcal{L}_1/\mathcal{L}_0)^{-1}$. However, as already mentioned, since MLE may be biased for low SNR, such a comparison may be skewed.

Assuming now that the two hypotheses H_0 and H_1 have respectively n_0 and n_1 free parameters ($n_1 > n_0$), we want to determine whether H_1 may be favoured. We thus need to assess the likelihood improvement of using more free parameters. Wilks (1938) showed that the quantity $\Lambda = 2(\ln \mathcal{L}_1 - \ln \mathcal{L}_0)$ follows a χ^2 distribution with $n_1 - n_0$ degrees of freedom. The p -value is thus the probability

$$p = P(\chi^2[n_1 - n_0 \text{ dof}] > \Lambda). \tag{37}$$

A low p -value rejects the simplest model in favour of the most complex.

Using a Bayesian approach to compare two different competing models M_i and M_j (including different set of priors), we need to compute the evidence of the model

$$p(\mathbf{Y}|M_i, I) = \int p(\mathbf{p}|M_i, I)p(\mathbf{Y}|\mathbf{p}, M_i, I)d\mathbf{p}. \tag{38}$$

We then introduce the odds ratio

$$O_{ij} = \frac{p(M_i|\mathbf{Y}, I)}{p(M_j|\mathbf{Y}, I)} = \frac{p(M_i|I)p(\mathbf{Y}|M_i, I)}{p(M_j|I)p(\mathbf{Y}|M_j, I)}. \tag{39}$$

By assuming that the two models are equally probable ($p(M_i|I) = p(M_j|I) = 1/2$), odds ratios reduces to Bayes factor

$$O_{ij} = B_{ij} = \frac{p(\mathbf{Y}|M_i, I)}{p(\mathbf{Y}|M_j, I)}. \tag{40}$$

The relative probability to favour model M_j over model M_i is $p = (1 + O_{ij})^{-1}$. It may be generalized to more competing models. The main difficulty is to compute the evidences $p(\mathbf{Y}|M_i, I)$. Parallel tempering MCMC allows us to compute them using the different chains with different temperatures. It reads (e.g. Gregory 2005)

$$p(\mathbf{Y}|M_i, I) = \int_0^1 \langle \ln p(\mathbf{Y}|M_i, I) \rangle d\beta, \tag{41}$$

where the term $\langle \dots \rangle$ is the average of the logarithm of the likelihood for all points of a given tempered chain, characterised by β . This shows another interest to perform parallel tempering MCMC.

5.7 Global seismic parameters

We mainly detailed in the previous sections how individual mode properties can be extracted. Of course, global parameters, especially the mean large separation $\Delta\nu$, the frequency at maximum amplitude ν_{\max} and the maximum amplitude of radial mode A_{\max} can be derived from a detailed fit. However, there exist quick methods to recover these main features. Such methods are useful when we must deal with a large number of stars. This is the reason why they have been massively used to analyse several thousand red giants observed by *Kepler*, but they have also been applied to main-sequence stars. Various pipelines have been developed during the last decade by several teams around the world (e.g. Roxburgh 2009a; Hekker et al. 2010; Huber et al. 2010; Kallinger et al. 2010; Mathur et al. 2010b; Mosser et al. 2011b).

The most common technique to measure ν_{\max} is to fit a bell-shape curve to the p -mode hump and define its maximum as ν_{\max} . A_{\max} can be derived from the total

mode power around the maximum. By measuring the total power of the modes over a large separation interval around ν_{\max} , we measure the total power of one mode of each degree. Using mode visibilities and assuming that all modes in the interval have the same intrinsic amplitude, we recover the power of a radial mode. The square root of this quantity provides the rms amplitude (see Kjeldsen et al. 2008a). Generally, we convert the observed amplitude into a bolometric amplitude using bolometric corrections derived for each instrument (see, e.g., for CoRoT and *Kepler* Michel et al. 2009; Ballot et al. 2011a).

To determine $\Delta\nu$, two techniques may be used to recover the regular pattern of p modes. This first one is to find a maximum of the autocorrelation of the spectrum in the p-mode region. The autocorrelation lag providing the largest peak is the large separation, another peak (generally slightly smaller) occurs at $\Delta\nu/2$ when the $\ell = 1$ modes coincide with the $\ell = 0, 2$ modes. The second technique, which has appeared to be more robust in practice, is to consider the Fourier transform of the power spectrum in the p-mode region. Doing so, the largest peak of the Fourier transform is $\tau = 2/\Delta\nu$, which corresponds to the main regularity visible in spectra produced by the alternation of even and odd modes. Since products in Fourier domain are convolutions in the time domain, we can easily show that this technique is equivalent to looking at the autocorrelation of the time series. We can refer to Roxburgh and Vorontsov (2006) for detailed discussions of its use and Mosser and Appourchaux (2009) for discussions on measurement errors with this technique.

6 Inferences on stellar structure

6.1 Scaling relation for masses and radii

If detailed modelling of a star to reproduce the observed frequencies is the most accurate way to determine its mass and radius, a simpler approach using scaling relations from solar values have been massively used these last few years. These scaling relations link the mass M and radius R of a star to the large separation $\Delta\nu$, the frequency at maximum amplitude ν_{\max} , and the effective temperature T_{eff} .

A scaling relation for $\Delta\nu$ can easily be derived assuming an homology relation between stellar structures (Belkacem et al. 2013). Assuming two homologous stars (with radii R and R' and masses M and M') means that $m(r)/M = m'(r')/M'$ for all $r/R = r'/R'$, where $m(r)$ is the mass of the star encompassed within the radius r . In homologous stars, Kippenhahn and Weigert (1990, §20.1) show that the density and pressure profiles from one star is deduced from the other through the following scaling relations: $\rho'(r') = (M'/M)(R'/R)^{-3}\rho(r)$ and $p'(r') = (M'/M)^2(R'/R)^{-4}p(r)$. Hence we deduce for the sound speed profiles that $c'(r') = (M'/M)^{1/2}(R'/R)^{-1/2}c(r)$. Using Eq. (13), we then show that

$$\frac{\Delta\nu'}{\Delta\nu} = \left(\int_0^R \frac{dr'}{c} \right) \left(\int_0^{R'} \frac{dr}{c'} \right)^{-1} = \left(\frac{M'}{M} \right)^{1/2} \left(\frac{R'}{R} \right)^{-3/2}. \quad (42)$$

The large separation then scales with the square root of the mean stellar density. Of course, real stars are not homologous, however, it is well verified with models (e.g. Ulrich 1986). White et al. (2011b) show that the agreement is better than 5%. Fixing the Sun as a reference, any star can be scaled from it as (Kjeldsen and Bedding 1995):

$$\Delta\nu \approx \Delta\nu_{\odot} \left(\frac{M}{M_{\odot}} \right)^{1/2} \left(\frac{R}{R_{\odot}} \right)^{-3/2}, \quad (43)$$

where $\Delta\nu_{\odot} = 135.1 \pm 0.1 \mu\text{Hz}$, as derived by Huber et al. (2011) using 111 subseries of 30-day each collected by the *Variability of solar IRradiance and Gravity Oscillations* (VIRGO) instrument (Fröhlich et al. 1995) aboard the *Solar and Heliospheric Observatory spacecraft* (SoHO, Domingo et al. 1995) spanning from 1996 to 2005 and analyzed them in the same way as asteroseismic data. Nevertheless, the choice of the reference values is not that straight forward and may be the subject of debate. One thing is clear, each pipeline producing $\Delta\nu$ and ν_{max} to be used in these scaling relations has their own solar reference values computing strictly with the same procedure as the stellar values.

The second quantity scaling with stellar global parameter is ν_{max} . Brown et al. (1991) suggested that this quantity scales as the acoustic cutoff frequency ν_c (see Sect. 4.1.1). This assumption has been justified by Belkacem et al. (2011). Using Eq. (4) and noting that in the stellar atmosphere, approximated by an isothermal atmosphere of temperature T_{eff} , $H_p \propto T_{\text{eff}}/g$ and $c^2 \propto T_{\text{eff}}$, we deduce that $\nu_c \propto g/\sqrt{T_{\text{eff}}}$. Hence, ν_{max} can be scaled from the solar value as follows (Kjeldsen and Bedding 1995):

$$\nu_{\text{max}} \approx \nu_{\text{max},\odot} \left(\frac{M}{M_{\odot}} \right) \left(\frac{R}{R_{\odot}} \right)^{-2} \left(\frac{T_{\text{eff}}}{T_{\text{eff},\odot}} \right)^{-1/2}, \quad (44)$$

where $T_{\text{eff},\odot} = 5770 \text{ K}$, and $\nu_{\text{max},\odot} = 3090 \pm 30 \mu\text{Hz}$ (Huber et al. 2011).

Scaling relations from solar values have been extensively tested, in particular, by comparing for example the expected and observed values of ν_{max} for some well-studied stars with accurate parallaxes (Bedding and Kjeldsen 2003). Figure 18 shows the comparison of the observed and predicted values of ν_{max} for 14 stars. The general agreement is very good excepting the two low-mass stars τ Cet and 70 Oph A. From a theoretical point of view, some predictions of lighter 0.7 and 0.9 M_{\odot} models show a double bump in the p-mode hump, which complicates the correct extraction of this parameter (e.g. Chaplin et al. 2008b). However, one of the maxima usually lies close to the $\nu = \nu_{\text{max}}$ line. Moreover, ground-based observations of Procyon (Arentoft et al. 2008), as well as other CoRoT (e.g. Mathur et al. 2010b) and *Kepler* stars have shown that more massive stars could also present a double bump in the p-mode envelope. The question of the definition for ν_{max} arises in this case.

Combining Eqs. (43) and (44), we deduced that

$$\Delta\nu \propto M^{-1/4} T_{\text{eff}}^{3/8} \nu_{\text{max}}^{3/4}. \quad (45)$$

Because of the relatively weak change in T_{eff} among solar-like stars and the weak dependency on M , we recover that solar-like oscillations in main-sequence stars to a

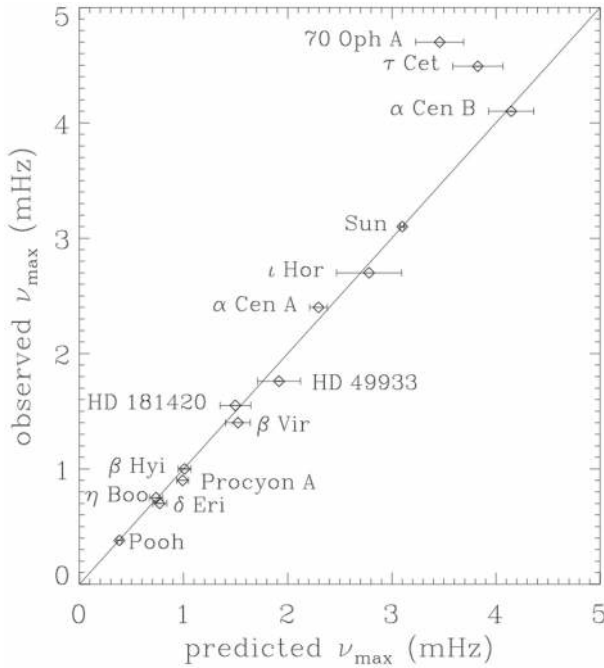


Fig. 18 Expected and observed ν_{\max} from Bedding (2014). These stars have very well-known stellar parameters as well as accurate parallaxes

good approximation follow:

$$\Delta\nu \approx \Delta\nu_{\odot} \left(\frac{\nu_{\max}}{\nu_{\max,\odot}} \right)^b, \tag{46}$$

with $b \approx 0.75$, as shown, for example, by Stello et al. (2009a), Hekker et al. (2009), Mosser et al. (2010) and Hekker et al. (2011). Figure 19 (top) shows the relation $\Delta\nu$ versus ν_{\max} computed using 1700 stars from the main sequence (black diamonds) completed with red clump (red triangles appearing in a diagonal branch between 20 and 50 μHz in the bottom panel) observed by the *Kepler* mission. Although the relation appears to be constant for all of these stars, several authors (Mosser et al. 2010; Huber et al. 2010) have suggested that the slope is different for red-giant and main-sequence stars. To enhance such a difference, we have subtracted the luminosity dependence by raising ν_{\max} to the power of $b = 0.75$. A fit to the residuals below and above $\nu_{\max} = 300 \mu\text{Hz}$ —which roughly marks the transition from low-luminosity red giants to sub-giants—enhances a steeper slope as ν_{\max} increases. It is important to note that, for ν_{\max} close to the solar value for example, the use of a power-law relation calibrated to red-giant stars would lead to an underestimation in $\Delta\nu$ by $\approx 10\%$. Recent comparisons of different global seismic pipelines (mostly for red giants) can be found in Serenelli et al. (2017) and Pinsonneault et al. (2018).

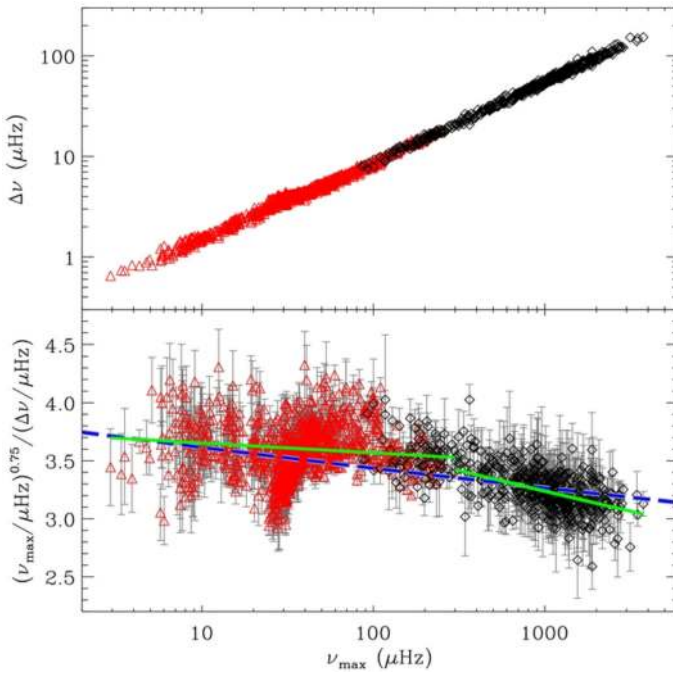


Fig. 19 $\Delta\nu$ as a function of ν_{\max} (top panel) for 1700 stars observed by *Kepler* from Huber et al. (2011). The red triangles show stars observed in long cadence (red giants), while black diamonds are stars observed in short cadence (solar-like stars). In the bottom panel we have shown the same relation but after removing the luminosity dependence by raising ν_{\max} to the power of 0.75. Green lines show power-law fits to the $\Delta\nu - \nu_{\max}$ relation for two different intervals of ν_{\max} . The dashed blue line shows the relation of Eq. (46) derived using both red giants and main-sequence stars (Stello et al. 2009a)

In a similar way, it is possible to derive a scaling relation from the solar values for the maximum oscillation full—not RMS—intensity amplitude of radial modes, A_{\max} , of the radial modes (following, e.g., Kjeldsen and Bedding 1995; Samadi et al. 2007):

$$A_{\max} = A_{\max,\odot} \beta \left(\frac{L/L_{\odot}}{M/M_{\odot}} \right)^s \left(\frac{T_{\text{eff}}}{T_{\text{eff},\odot}} \right)^{-2}, \tag{47}$$

where the exponent s usually has values between 0.7 and 1.0. The β -coefficient has been introduced by Chaplin et al. (2011a) because without any further correction the above relation is known to overestimate the amplitudes for the hottest solar-like stars (Houdek 2006). $A_{\max,\odot}$ is 4.4 ± 0.3 ppm for the VIRGO green channel ($\lambda = 500$ nm) as calculated by Huber et al. (2011). The inferred bolometric amplitude of $A_{\max,\odot,bol} = 3.5 \pm 0.2$ ppm is in good agreement with the value of 3.6 ppm (Michel et al. 2009) commonly adopted in asteroseismology.

6.2 Model-independent determination of masses and radii

Combining Eqs. (43) and (44), we derive masses and radii of stars as a function of the seismic variables ν_{\max} and $\Delta\nu$, assuming that T_{eff} is known from photometry or spectroscopy:

$$R \approx R_{\odot} \left(\frac{\Delta\nu_{\odot}}{\Delta\nu} \right)^2 \left(\frac{\nu_{\max}}{\nu_{\max,\odot}} \right) \left(\frac{T_{\text{eff}}}{T_{\text{eff},\odot}} \right)^{1/2}, \quad (48)$$

$$M \approx M_{\odot} \left(\frac{\Delta\nu_{\odot}}{\Delta\nu} \right)^4 \left(\frac{\nu_{\max}}{\nu_{\max,\odot}} \right)^3 \left(\frac{T_{\text{eff}}}{T_{\text{eff},\odot}} \right)^{3/2}. \quad (49)$$

These scalings provide a quick way to measure mass and radius without any models. The errors on these measurements will depend first on the precision of $\Delta\nu$ and ν_{\max} determination. For *Kepler* data, global methods such as the A2Z or the Octave pipelines (Mathur et al. 2010b; Hekker et al. 2010) provide precisions around 10% and 20% for masses and radii according to their authors. However, using individual frequencies to compute averaged $\Delta\nu$ and ν_{\max} gives uncertainties of about 3% in radius and 9% in mass (Mathur et al. 2012). Nevertheless, these relations are only approximations and to test their accuracy we can compare the values inferred from the scaling relations with the best modeling performed on 22 *Kepler* targets for which we have been able to determine the individual frequencies of a few dozens modes (Mathur et al. 2012). The modeling was done using the Asteroseismic Modeling Portal (AMP), which uses a parallel genetic algorithm (Metcalfe and Charbonneau 2003) to optimize the match between the model output and the observational constraints. In Fig. 20 we have compared the estimation of both parameters. Stellar radii from both methods are in a very good agreement, while we have a higher scatter in the comparison of the masses, as was expected because the exponents involved on the seismic parameters were 2–3 times bigger. According to this work, the scaling relations tend to overestimate the radius by $+0.3\sigma$ and the mass by $+0.4\sigma$ relative to the values from AMP (σ^2 being the quadratic sum of the uncertainties from the two methods). This corresponds to radii overestimated by about 1% and masses by about 4% typically. These results suggest that observations of the global oscillation properties combined with an effective temperature through the scaling relations from the solar values can provide reliable estimates of the radius and mass but with a lower precision than AMP when individual frequencies are available. Indeed, the precision reached in that latter case by AMP, in the mass and radius, is much better: 0.8% in radius and 1.1% in the mass.

It has also been possible to test the global seismic scaling relations using independent measurements of radii for main-sequence and giant stars using interferometry. Huber et al. (2012) performed such an analysis comparing asteroseismic radii obtained with *Kepler* with interferometric radii obtained with the CHARA array and found an agreement of around 4% (see also White et al. 2013). Unfortunately, because main-sequence stars have small angular diameters, it is extremely difficult to properly extract their radius, these stars being more prone to systematic errors in the adopted calibrator diameters than sub-giants and red giants. This is the reason why it has been recommended to restrict any comparison of asteroseismic diameters with interferometry to

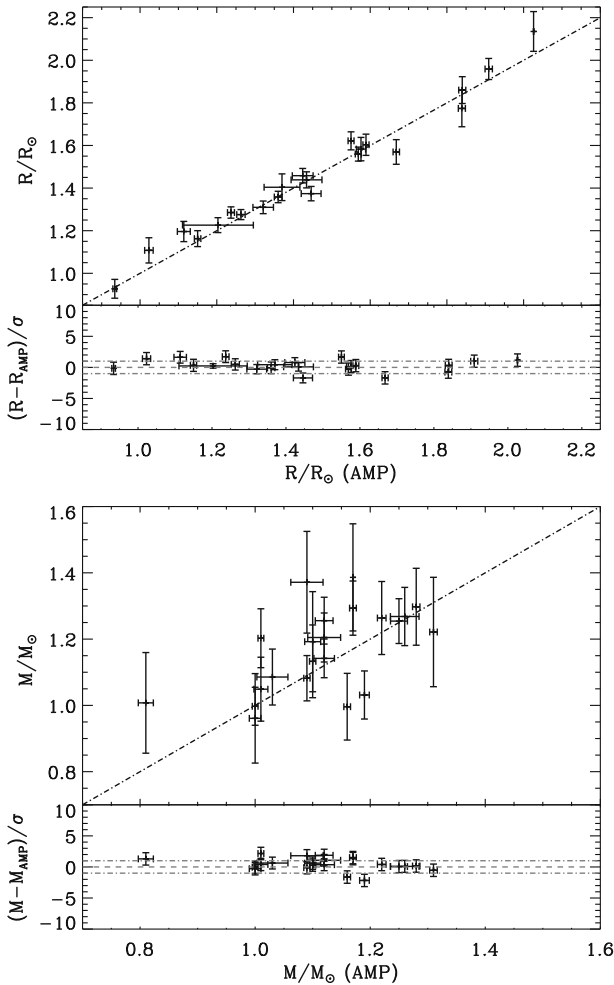


Fig. 20 Comparison of stellar radii (top) and masses (bottom) computed using the Asteroseismic Modeling Portal (AMP) with those computed from the empirical scaling relations for 22 solar-like stars observed by *Kepler* from Mathur et al. (2012). The top of each panel compares the actual values, while the bottom shows the relative differences in units of the statistical uncertainty (σ). See the text for details

stars with angular diameters larger than > 0.3 mas excluding many main-sequence solar-like stars (Huber et al. 2017).

Another independent validation of the asteroseismic radius can be done using astrometric results (e.g. Silva Aguirre et al. 2012) from Hipparcos (van Leeuwen 2007) or Gaia (Perryman et al. 2001). Indeed, Huber et al. (2017) compared asteroseismic radii of 2200 oscillating stars observed by *Kepler* (including 440 main-sequence stars and sub-giants from Chaplin et al. 2011b) with Gaia DR1 results included in the Tycho-Gaia Astrometric Solution (TGAS, Michalik et al. 2015). The overall agreement found was excellent, which helped to empirically demonstrate that asteroseismic radii com-

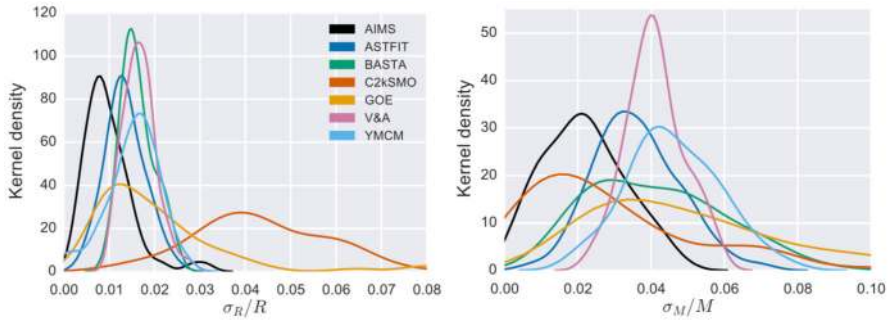


Fig. 21 Distribution of radius and mass uncertainties of 66 solar-like and sub-giant stars analyzed by Lund et al. (2017). Asymmetric error bars are added in quadrature for the plots. The different pipelines are described in detail in Silva Aguirre et al. (2017). Image adapted from Silva Aguirre et al. (2017)

puted using global seismic scaling relations were accurate to $\approx 10\%$ for stars ranging from ≈ 0.8 to $10 R_{\odot}$ without any visible offset between the two radii determinations for main-sequence stars (1 to $1.5 R_{\odot}$). Moreover, no significant trends were found with metallicity $[\text{Fe}/\text{H}] = -0.8$ to $+0.4$ dex.

6.3 Model dependent determination of masses and radii

The ultimate precision of asteroseismology can only be reached when individual mode frequencies are combined with spectroscopy and astrometric observations to infer the best stellar model of each star. Tens of individual mode frequencies of the best 66 main-sequence and sub-giant solar-like stars seismically characterized by Lund et al. (2017) were distributed among seven different modeling teams to determine radii, masses, and ages for all the stars in this sample (Silva Aguirre et al. 2017). As it is shown in Fig. 21, masses and radii agree within the error bars for most of the cases with average uncertainties better than $\sim 2\%$ and $\sim 4\%$ in radius and mass respectively. The differences found between the different results could be explained in terms of the different physics used in the codes and the way in which the uncertainties were computed during the minimization process (that explains the large uncertainties found in radius computed by Cesam2k Stellar Model Optimization—C2kSMO, Lebreton and Goupil 2014). For further details see Silva Aguirre et al. (2017).

6.4 Ensemble observational asteroseismology

We can take advantage of the ensemble analysis of several hundreds MS solar-like pulsating stars to reveal general trends on the properties of stellar pulsations. In Fig. 22 the ensemble of solar-like stars with measured pulsations is shown in a seismic HR diagram, i.e., plotting the large frequency separation as a function of the effective temperature. In the top panel are represented ground-based Doppler-velocity observations (black triangles) (Bouchy and Carrier 2002; Kjeldsen et al. 2003, 2005, 2008a; Martic et al. 2004; Bouchy et al. 2005; Bedding et al. 2006, 2007, 2010b; Carrier and Eggen-

berger 2006; Mosser et al. 2008; Bonanno et al. 2008; Teixeira et al. 2009; Bazot et al. 2011, and references therein), CoRoT observations (green triangles) (Appourchaux et al. 2008; Benomar et al. 2009b; Barban et al. 2009, 2013; García et al. 2009; Mosser et al. 2009b; Deheuvels et al. 2010a; Mathur et al. 2010a, 2013a; Ballot et al. 2011b; Ozel et al. 2013; Boumier et al. 2014), *Kepler* observations (Mathur et al. 2011a; Campante et al. 2011; Deheuvels et al. 2012; Metcalfe et al. 2012; García et al. 2014c; Appourchaux et al. 2015; Guzik et al. 2016; White et al. 2017), and K2 observations (Lund et al. 2016a; Van Eylen et al. 2018b) not included in ensemble analyses. In the bottom panel ensemble analyses of *Kepler* field stars (magenta circles, Chaplin et al. 2014a), *Kepler* stars hosting planets (red squares, Davies et al. 2016), and K2 stars of campaigns 1–3 (blue circles, Lund et al. 2016b) have been added.

Using different solar-like stars located along the evolutionary tracks traced in Fig. 22, it is today possible to build observational evolutionary sequences of dozens of stars of similar masses (and whenever possible, similar metallicities), using scaling relation discussed in previous sections. Therefore, ensemble asteroseismology studies open new ways of performing differential analysis on field stars along evolutionary sequences and thus constraining how the internal properties of stars change with mass, metallicity, and evolution (e.g. Silva Aguirre et al. 2011b; Ozel et al. 2013). An example of an observational evolutionary sequence of solar analogues is shown in Fig. 23.

Mode amplitudes, heights, and linewidths are more difficult to measure. Appourchaux et al. (2014) showed that systematic effects between 8 different groups of “fitters” were mainly due to the way that the convective background was treated, as well as on the fitted values of the rotational splittings and inclination angles. Following a correction scheme based on the one-fit approach of Toutain et al. (2005), they demonstrated that the systematic effects could be reduced to less than $\pm 15\%$ for the linewidths and heights, and to less than $\pm 5\%$ for the amplitudes. It is worth mentioning that different convective background models introduce frequency-dependent systematic errors that could bias any comparison with theoretical predictions and between different groups of fitters. Once frequencies, amplitudes, and linewidths are measured with precision and accuracy, it is possible to look for global trends with, for example, age, effective temperature, or mass.

During the MS evolution, acoustic-mode frequencies—and hence ν_{\max} —decrease (see Fig. 23) while their amplitudes increase progressively as shown in Fig. 24 (see also Kjeldsen et al. 2005, 2008a; Arentoft et al. 2008). Moreover, p-mode amplitudes also scale with increasing effective temperature (e.g. Kjeldsen and Bedding 1995, 2011; Appourchaux et al. 2014; Lund et al. 2017), which includes a variation with mass as explained by Huber et al. (2011).

Linewidths also depend strongly on effective temperature. They increase with temperature as is shown in Fig. 25. Several scaling relations of the linewidths at ν_{\max} with the effective temperature have been proposed in the literature (Chaplin et al. 2009; Baudin et al. 2011; Corsaro et al. 2012; Appourchaux et al. 2012, 2014, 2016). These relations are qualitatively in good agreement with theoretical predictions, although it would be necessary to introduce other dependencies such as with $\log g$ (Belkacem et al. 2012). The main differences arises at low temperatures where it is necessary to introduce sub-giants and giants to improve the fit. Moreover, to go further in the comparison with the theoretical predictions, it would be necessary to improve the pre-

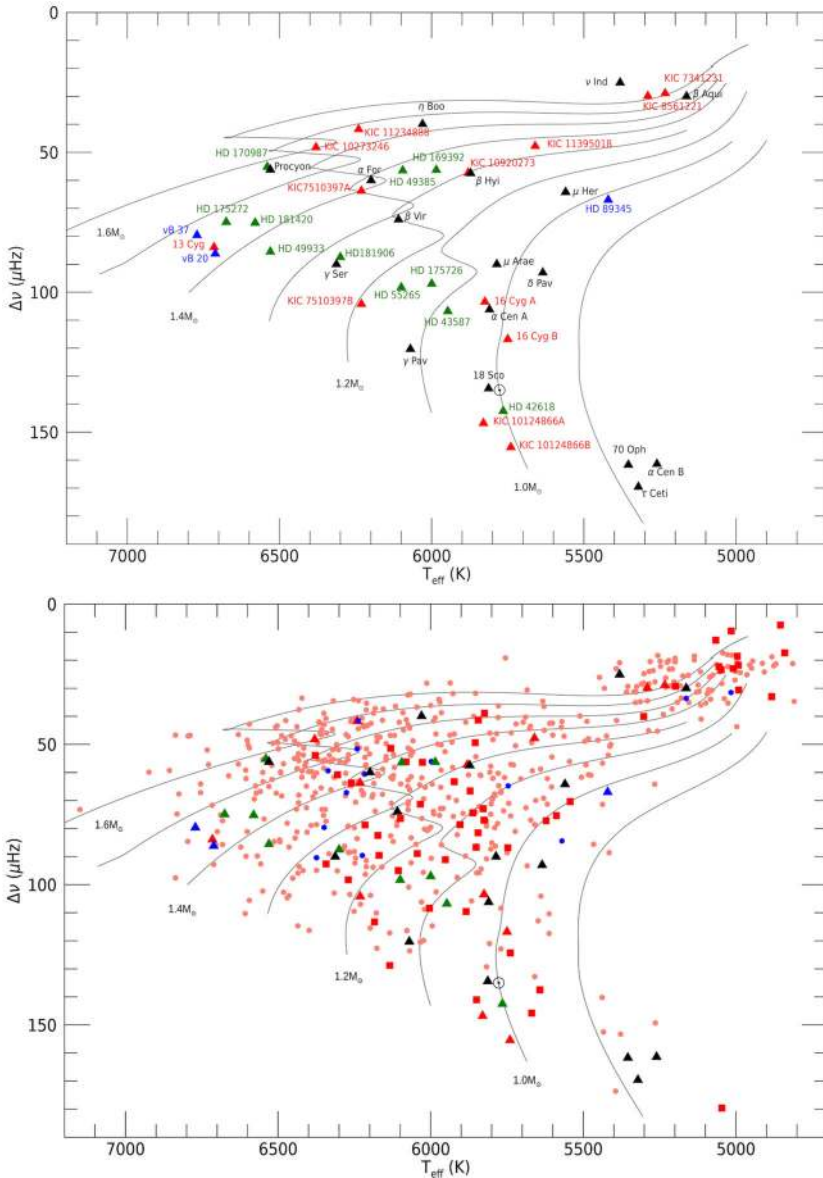


Fig. 22 Seismic Hertzsprung–Russell diagram showing $\Delta\nu$ as a function of T_{eff} of main-sequence, subgiants, and some early red giant stars. In the top panel a selection of stars is represented while in the bottom panel stars observed in short-cadence by *Kepler* and K2 have been added. Triangles represent stars analyzed individually or in groups of a few stars. Circles represent stars studied as an ensemble. Colors represent observations made from the ground (black) or with spacial missions: green for CoRoT, red or magenta for *Kepler* and blue for WIRE. WIRE observations are included as ground-based because these targets were also observed from ground. The Sun is represented with its usual label (\odot). Evolutionary tracks, computed with the ASTEC code (Christensen-Dalsgaard 2008b), are shown for masses ranging between 0.9 and $1.6 M_{\odot}$ at solar composition ($Z_{\odot} = 0.0246$). The values used to plot these figures are listed in Table 1

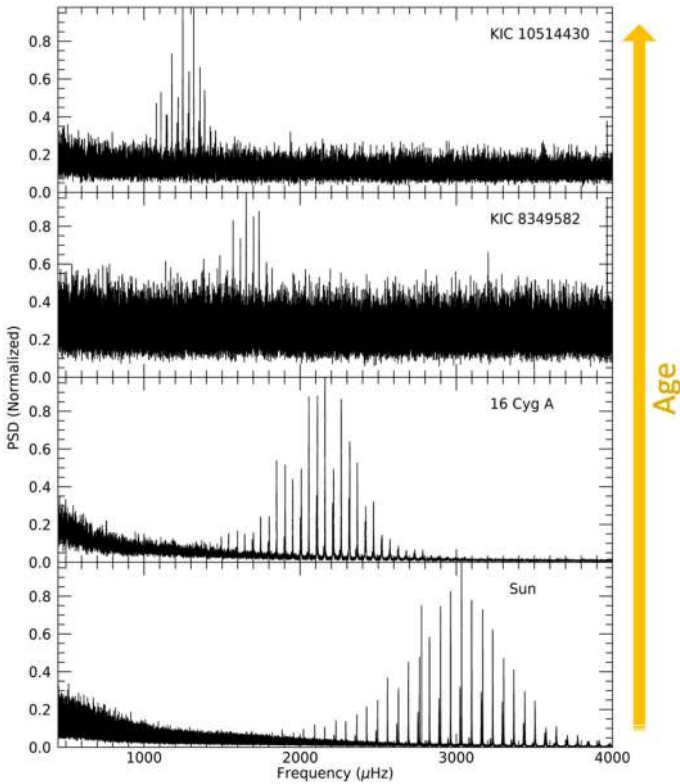


Fig. 23 Example of an evolutionary sequence of solar analogue stars exhibiting acoustic modes along the MS starting with the Sun. The Sun is the youngest star of the sequence. From bottom to top, the Sun observed by the green channel of the VIRGO/SPM instrument onboard SoHO, 16 Cyg A, KIC 8349582, and KIC 10514430 with masses of 1, 1.011 ± 0.02 , 1.068 ± 0.02 , and $1.059 \pm 0.04 M_{\odot}$ respectively (see for the details Metcalfe et al. 2012; Silva Aguirre et al. 2015)

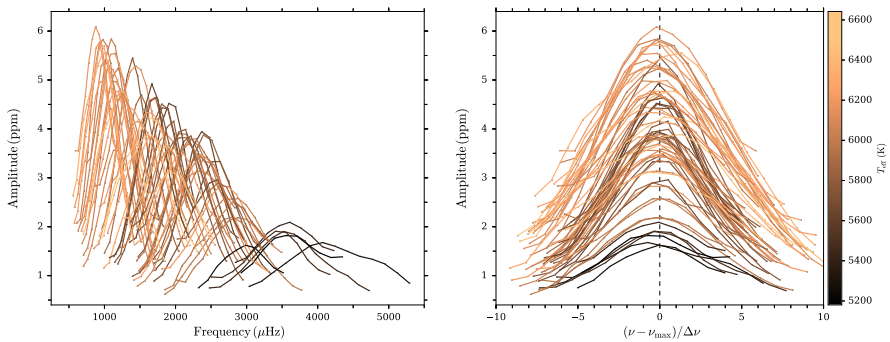


Fig. 24 Radial p-mode amplitude envelopes as a function of frequency (left panel) for 66 MS solar-like stars observed by *Kepler*. The color scale represents the stellar effective temperature. In the right panel, the same envelopes are represented as a function of a proxy of the radial order $(\nu - \nu_{\max})/\Delta\nu$. For clarity, the envelopes have been smoothed with a five-point Epanechnikov filter. Image reproduced with permission from Lund et al. (2017), copyright by AAS

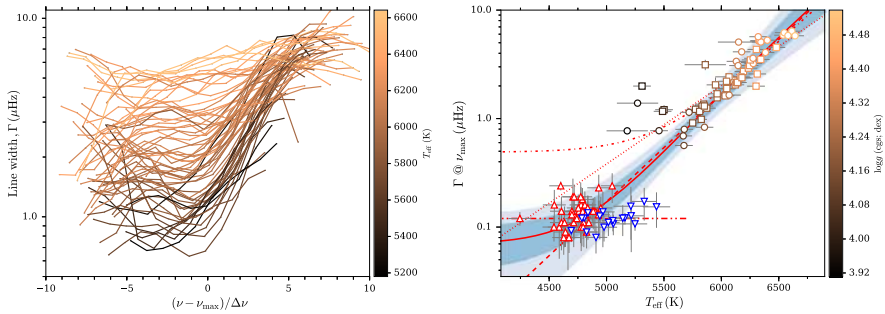


Fig. 25 Left: Radial p-mode linewidths as a function of a proxy of the radial order of the same 66 MS solar-like stars observed by *Kepler* of the previous figure. For clarity, the linewidths have also been smoothed with a five-point Epanechnikov filter. Right: Linewidth at ν_{\max} as a function of the effective temperatures (color-coded with $\log g$) for these 66 MS stars (open circles and squares). Upward red triangles correspond to linewidths of 42 giants in NGC 6819 from Handberg et al. (2017) while downward blue triangles are the linewidths of 19 red giants from Corsaro et al. (2015). The full red line and the dashed line are the fits from Lund et al. (2017) with the shaded-dark and light-blue regions indicating the 1- and 2- σ intervals of the fit; the dashed-dotted line gives the fit proposed by Appourchaux et al. (2012); the dotted line gives the fit proposed by Corsaro et al. (2012); the dashed-dotted-dotted line gives the constant fit to only the red giants. Images reproduced with permission from Lund et al. (2017), copyright by AAS

cision in the calculation of the effective temperatures whose large errors limit the final precision of the fitted scaling relation (Appourchaux et al. 2012).

6.5 The C-D diagram

The Christensen-Dalsgaard diagram (or simply C-D) is the representation of the small separation $\delta\nu_{0,2}$ as a function of the large separation $\Delta\nu$ (Christensen-Dalsgaard 1988). By placing stars on this diagram (see Fig. 26, it is possible to directly determine their masses and ages. Indeed the tracks for different masses and ages are well separated. However, it is important to note that this diagram depends on metallicity. Nevertheless, if the metallicity of a star is known, such a diagram is an interesting tool to derive its age. A C-D diagram has been constructed for 76 *Kepler* stars and several CoRoT targets by White et al. (2011a). Results are shown in Fig. 26. We can see how evolution tracks are well split during the main sequence but converge at the terminal age main sequence. It also gives an estimate of the mass within 4–7% when the metallicity is determined within 0.1 dex. The age-determination accuracy depends strongly on the small-separation determination.

6.6 Modelling a star and surface effects

To go beyond global parameters and global diagnostics, we can model a star in detail to match the observed frequencies. Several approaches are then possible. We can use a precomputed grid of models to find the model with the closest frequencies (e.g. Stello et al. 2009b; Quirion et al. 2010; Gai et al. 2011), we can also perform on-the-fly modelling to recover the best model. For this kind of direct approach, we

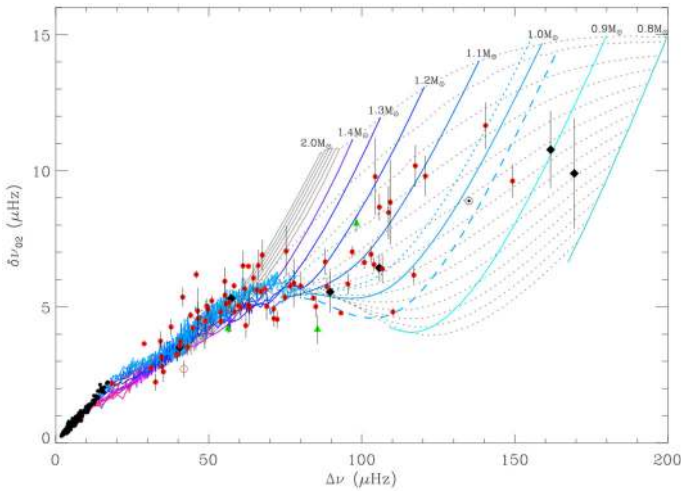


Fig. 26 C-D diagram, showing $\delta\nu_{0,2}$ versus $\Delta\nu$ from White et al. (2011a). The filled red circles are the 76 *Kepler* stars used in that work, while open red circles are *Kepler* stars previously published. Also shown are *Kepler* red giants (black circles; from Huber et al. 2010), and main-sequence and sub-giant stars from CoRoT (green triangles) and ground-based observations (yellow diamonds). The Sun is marked by its usual symbol. Error bars show the uncertainties derived from the linear fits for both $\Delta\nu$ and $\delta\nu_{0,2}$, although those in $\Delta\nu$ are generally too small to be visible. Model tracks for near-solar metallicity ($Z_0 = 0.017$) increase in mass by $0.1 M_\odot$ from $0.8 M_\odot$ to $2.0 M_\odot$ (light blue to red lines). Also shown are tracks for metal-poor ($Z_0 = 0.014$; dotted) and metal-rich ($Z_0 = 0.022$; dashed) solar-mass models. The section of the evolutionary tracks where the models have a higher T_{eff} than the approximate cool edge of the classical instability strip (Saio and Gautschi 1998) are gray: they are not expected to show solar-like oscillations. Dotted black lines are isochrones, increasing from 0 Gyr (ZAMS) at the top to 13 Gyr at the bottom

need to minimize a cost function, generally a χ^2 , between observed and modelled frequencies. This cost function may integrate external constraints such as spectroscopic or photometric determinations of temperature, metallicity, and eventually the mass if the star belongs to a multiple system.

Nevertheless, the use of frequencies without specific care provides biased results due to surface effects. It is known for the Sun (e.g. Christensen-Dalsgaard and Berthomieu 1991) that significant discrepancies between observed frequencies and those computed from 1D model occur above $\approx 2000 \mu\text{Hz}$, as shown in Fig. 27. This is due to the poor modelling of upper layers. Low frequency modes are almost unaffected because their outer turning point are deeper in the star, as discussed in Sect. 4.1.1 (Fig. 8). Upper layers are affected by dynamical processes missing in 1D modelling: 3D model atmospheres show that turbulent pressure cannot be neglected (at the photosphere it reaches about 15% of the total pressure) and the structure is also affected by convective back-warming (e.g. Trampedach et al. 2013). Moreover the β plasma becomes small, letting the magnetic field play a role (it is the reason why its variations during stellar cycles are visible on frequencies, see Sect. 8). There are not only structural effects, but also modal effects: non adiabatic effects must be included as well as fluctuations of the turbulent pressure.

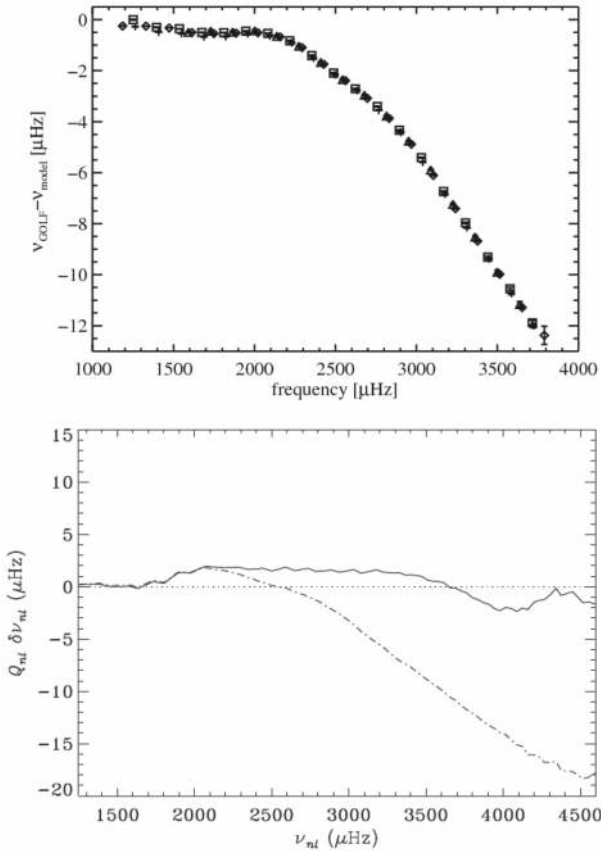


Fig. 27 Left: Difference between frequencies observed by GOLF and a solar model for $\ell = 0 \dots 3$ modes. Right: The dashed line is similar to the left panel and shows the difference between frequencies of radial modes observed by MDI and frequency computed in a standard way. To obtain the solid line, a patched model with non-adiabatic effects and time-dependent convection has been used. Image [right] reproduced with permission from Houdek et al. (2017), copyright by the authors

To improve the modelling of outer layers, 1D models patched with 3D simulations have been proposed for decades (e.g. Stein and Nordlund 1991; Rosenthal et al. 1999; Yang and Li 2007; Piau et al. 2014; Bhattacharya et al. 2015; Sonoi et al. 2015, 2017; Ball et al. 2016; Magic and Weiss 2016; Houdek et al. 2017; Trampedach et al. 2017). To compute the oscillations primarily two different assumptions were proposed to model the Lagrangian fluctuations δp_t of turbulent pressure. The first one, called the Gas Γ model (GGM), consists in assuming that they vary as the total pressure, i.e., $\delta p_t/p_t \approx \delta p_{\text{tot}}/p_{\text{tot}} \approx \delta p_{\text{gas}}/p_{\text{gas}} = \Gamma_1 \delta \rho/\rho$. In the second model, called the Reduced Γ model (RGM), the turbulent pressure vanishes $\delta p_t/p_t \approx 0$, hence $\delta p_{\text{tot}}/p_{\text{tot}} \approx (\Gamma_1 p_{\text{gas}}/p_{\text{tot}}) \delta \rho/\rho$. Rosenthal et al. (1999) shows that GGM gives better results than RGM. Using patched models with GGM improves the computed high frequencies, but a residual of several μHz remains. Recently Sonoi et al. (2017) and Houdek et al. (2017) used time-dependent convection models to compute the

oscillations of patched models. The first team used prescriptions from Grigahcène et al. (2005) and Dupret et al. (2005), whereas the second one used a model developed by Gough (1977). Doing so, the discrepancies do not almost depend on frequency and remain limited to a few μHz (Fig. 27).

Whereas it was easy to get rid of surface effects for the Sun because its mass and radius are extremely well known, dealing with surface effects is more difficult for other stars. A solution is to correct the model frequencies ν_{model} with an ad-hoc term $\delta\nu$ to get corrected frequencies $\nu_{\text{corr}} = \nu_{\text{model}} + \delta\nu$. The first correction that was broadly used was proposed by Kjeldsen et al. (2008b) it takes the form

$$\delta\nu = a(\nu/\nu_0)^b, \quad (50)$$

where ν_0 is a reference frequency, b is calibrated from the Sun, and a has to be fitted. This relation has been extensively used during the last 10 years (e.g. Tang and Gai 2011; Mathur et al. 2012). Of course, it assumes that the mode inertia varies slowly with frequency, that is the case for main-sequence stars. For sub-giant stars, corrections must be divided by the mode inertia \mathcal{I} . Other prescriptions have been proposed later. Following a suggestion by Gough (1990), Ball and Gizon (2014) proposed a cubic correction

$$\delta\nu = a_3(\nu/\nu_0)^3/\mathcal{I}, \quad (51)$$

where $\nu_0 = \nu_c$ and a composite correction with an additional inverse term is

$$\delta\nu = (a_{-1}(\nu/\nu_0)^{-1} + a_3(\nu/\nu_0)^3)/\mathcal{I}. \quad (52)$$

These new prescriptions appear to give better fits than the old prescription for main-sequence stars (Ball and Gizon 2014) and sub-giants (Ball and Gizon 2017). A recent study performed on a large sample of 66 *Kepler* stars shows a significant improvement in the fit by using the composite form including the inverse term (Compton et al. 2018). It is also worth mentioning an alternative prescription derived from patched models by Sonoi et al. (2015):

$$\delta\nu = a \left(1 - \frac{1}{1 + (\nu/\nu_0)^b} \right). \quad (53)$$

Finally, another way to get rid of surface effects is to construct seismic variables where surface effects cancel out. Roxburgh and Vorontsov (2003) proposed to use the ratio of the small separation ($\delta\nu_{02}$ or $\delta\nu_{01}$) to the large separation to remove a large part of the surface effects (see also Oti Floranes et al. 2005; Roxburgh 2005). Such a solution has been used, for example, by Silva Aguirre et al. (2013) on two *Kepler* targets. In such cases, direct modelling (including surface effect corrections) led to several models with frequencies compatible with the observations but significantly different internal structure. Using ratios pins down the number of plausible models, reducing the errors on radius, mass, and age down to 2%, 4%, and 10%. A large sample of 66 solar-like stars observed by *Kepler* has been homogeneously analysed by Lund

et al. (2017) and modelled by Silva Aguirre et al. (2017) in the LEGACY project. The average uncertainties on the model parameters for this sample are again 2%, 4%, and 10% for radius, mass, and age.

6.7 Constraints on the internal structure

Beyond global parameters, asteroseismology allow us to derive constraints on the internal structure that can be compared with stellar models. Acoustic glitches provide interesting diagnosis. An acoustic glitch is a perturbation in the frequencies due to the presence of discontinuities (or rapid variations) in sound speed (or its derivatives) in the stellar structure. Such discontinuities generate partial reflections of propagating waves, resulting in a change in the resonant frequencies of a cavity (see Gough 1990 for a comprehensive toy model). For the Sun and stars, the impact of glitches have been theoretically studied since late 1980s (see, e.g., Vorontsov 1988; Gough 1990). It slightly modifies mode frequencies with an oscillatory behaviour such as

$$\delta v_{n,\ell} \propto \sin(4\pi \tau_g v_{n,\ell} + \phi_g), \quad (54)$$

where τ_g is the acoustic depth of the glitch, i.e., the travel time of a sound wave to reach the glitch from the surface:

$$\tau_g = \int_{r_g}^R \frac{dr}{c}, \quad (55)$$

r_g being the radial position of the glitch and ϕ_g a phase shift. For low degree modes, this phase ϕ_g is the same for all modes. The amplitude and the envelope of the perturbation change with the nature and the abruptness of the transition (the shaper, the larger).

Sharp variations of the sound speed (or derivative) occur in stars where (i) the adiabatic exponent Γ_1 quickly decreases, which occurs in the ionisation of abundant elements (H, He I, He II) (ii) when the thermal gradient changes, especially when energy transport processes change from radiative to convective (or the opposite). Measuring glitches allow us to probe (i) the helium ionisation zone, possibly giving constraints on the helium abundance in the envelope, (ii) the position and the structure of the base of the convective envelope (BCE). Glitches generated by convective cores are too deep—in terms of acoustic depth—to be seen as oscillations in frequency. We will discuss convective cores later on.

To search for these oscillations we can look directly at the frequency (e.g. Monteiro et al. 1994, 2000). It is also possible to look for them in the surface phase shift or its derivatives (e.g. Lopes and Turck-Chièze 1994; Roxburgh and Vorontsov 1994, 2001; Lopes et al. 1997). They are also visible in the large separation, or even better in second differences,

$$\delta_2 v_{n,\ell} = v_{n+1,\ell} - 2v_{n,\ell} + v_{n-1,\ell}, \quad (56)$$

or even higher differences (e.g. Basu et al. 1994; Basu 1997; Mazumdar and Antia 2001; Ballot et al. 2004). The second differences should almost vanish without glitches. Variations in $\delta_2 v_{n,\ell}$ can be modelled as the sum of a small trend and two glitches:

$$\delta_2 \nu_{n,\ell} = a_0 + a_1 \nu + b_0 \nu e^{-b_1 \nu^2} \sin(4\pi \tau_{\text{He}} \nu_{n,\ell} + \phi_{\text{He}}) + \frac{c}{\nu^2} \sin(4\pi \tau_{\text{BCE}} \nu_{n,\ell} + \phi_{\text{BCE}}). \quad (57)$$

This parametrization of the glitch envelopes is adapted from Houdek and Gough (2007).

Glitches are also visible in small separations and ratios, but oscillation periods of signatures are not linked to the acoustic depth but to the acoustic radius (time for a sound wave to propagate to the glitch from the stellar centre). As a consequence, the helium ionisation signature almost disappears in these variables (for more details, see Roxburgh and Vorontsov 2003; Roxburgh 2005, 2009b).

Measurement of glitches requires high precision on individual mode frequencies. In CoRoT observations of HD 52265, a BCE glitch was visible (Ballot et al. 2011b) and has been analysed by Lebreton and Goupil (2012). Their analysis suggests that the penetrative distance of the convective envelope in the radiative zone reaches $0.95 H_p$ (6% of the total radius), which is significantly larger than what is found for the Sun. Measuring glitches in F-type stars is challenging because uncertainties of frequencies are high due to mode broadening (Eq. (31)), reinforced by the overlap of $\ell = 0$ and 2 modes. However, Brito and Lopes (2017) succeeded in measuring the position of helium ionisation zone in HD 49933 using CoRoT data. Glitches have also been intensively studied in *Kepler* solar-type stars. A first work on 19 stars with one-year observations has been carried out by Mazumdar et al. (2014), then extended to the LEGACY sample (66 stars observed for up to 4 years) by Verma et al. (2017). Figure 28 shows an example of second differences fitted with oscillatory components due to BCE and HeII ionisation zone. Helium glitches can be robustly measured in many stars, whereas BCE is more difficult to measure for super-solar mass stars. These measurements can now be used to constrain properties of the helium ionisation zone and helium abundance in the envelope.

The question of the extent of convective cores in solar-type stars is still debated. It depends on the mixing processes in the core and also on the details of the nuclear reaction rates. A recent study of α Cen A combining observations in astrometry, spectroscopy, interferometry and ground-based seismology shows that the nature of its core is still uncertain (Bazot et al. 2016). Signatures of convective cores can be found in seismic variables. Small separations $\delta \nu_{01}$ and $\delta \nu_{10}$ and the ratio of small to large separation r_{01} and r_{10} are very sensitive to the core structure (e.g. Provost et al. 2005; Popielski and Dziembowski 2005; Deheuvels et al. 2010b; Silva Aguirre et al. 2011a; Cunha and Brandão 2011). Convective cores create glitches with very long periods in $\delta \nu_{01}$, $\delta \nu_{10}$, mainly visible as a slope. As opposed to the BCE position directly deduced from observations, interpreting the slope as a core extent is not fully model independent. Indeed, several effects contribute to the slope: the amount of hydrogen in the core (no matter whether a convective core is present or not), the size of the convective core and the sharpness of the discontinuities. Using this idea (Deheuvels et al. 2016) have been able to measure the extents of convective cores for eight main-sequence stars. From them, they were able to calibrate the quantity of extra mixing needed in the core to reproduce the seismic observations.

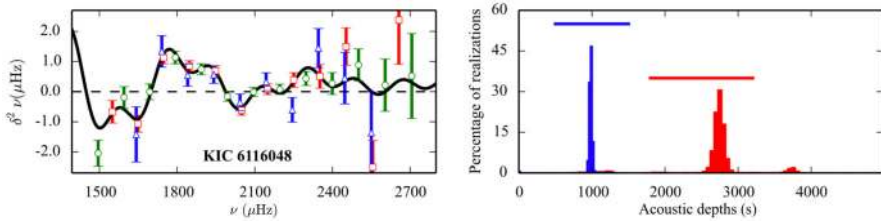


Fig. 28 Left panel shows second differences for $\ell = 0, 1, 2$ modes (red, blue, green) observed for KIC 6116048. Solid line show the best fit Eq. (57). Right panel shows the distribution of the acoustic depths for the BCE (red) and He II (blue). Image reproduced with permission from Verma et al. (2017), copyright by AAS

In the case of helioseismology, fine constraints on the internal structure were achieved by inversion techniques. This was possible thanks to the observations of many intermediate- and high-degree modes. Structure inversions for other stars, based only on low-degree modes without strong external constraints on mass and radius are challenging. In this context, Reese et al. (2012) proposed an inverse method to accurately (0.5% accuracy) estimate stellar mean densities. Inversion efforts have been pursued for several *Kepler* targets, especially 16 Cyg A and B by Buldgen et al. (2016a, b). Doing so, they reduced the uncertainties to 2% on mass, 1% on radius, and 3% on the age for 16 Cyg A. New inversion methods to constrain convective regions have been proposed by Buldgen et al. (2018) and should be tested soon on *Kepler* observations. Finally, a new method called “Inversion for agreement” has been proposed by Bellinger et al. (2017). This method takes into account imprecise estimates of stellar mass and radius as well as the relatively small amount of modes available. Because the result is independent of models, it can be used to test their inferences. Thus, the results obtained on 16 Cyg A and B showed that the core sound speed in both stars exceeds that of the models.

7 Stellar rotation

One of the main results obtained with helioseismology is the accurate determination of the solar differential rotation in the convective zone (e.g. Thompson et al. 1996, 2003; Howe 2009), as well as the nearly constant rotation rate in the radiative interior down to $\approx 0.2 R_{\odot}$, where the measured low-degree p modes do not provide enough sensitivity below this radius (e.g. Chaplin et al. 1999a; García et al. 2004a, 2008c). Gravity modes are needed to properly constrain the rotation within the core (e.g. Mathur et al. 2008). However, although the detection of individual g modes in the Sun is still controversial (e.g. Appourchaux et al. 2010; Schunker et al. 2018) the latest results obtained considering these modes or their period spacing suggest a faster rotation rate in the core (García et al. 2007, 2008a, 2011; Fossat et al. 2017).

When extending the analysis of internal rotation to other stars, the precision and the extension of the region to be explored depends on our ability to probe their inner regions. In MS stars, only pure acoustic modes have been unambiguously characterized

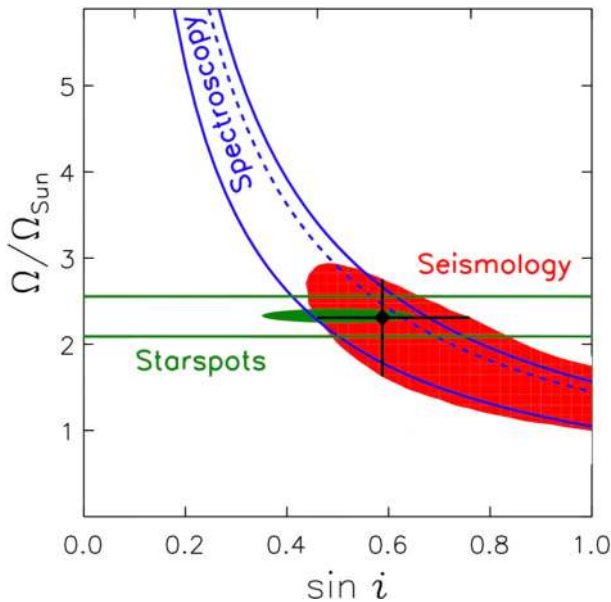


Fig. 29 Angular velocity of HD 52265, Ω , normalized by the angular velocity of the Sun ($\Omega_{\text{Sun}}/2\pi = 0.424 \mu\text{Hz}$) as a function of the sine of the inclination of the stellar rotation axis to the line of sight, $\sin i$. The black diamond with error bars is the best-fit seismic result. The red shaded region represent the $1\text{-}\sigma$ seismic constraint in both parameters. The two horizontal lines represent the angular velocity obtained from the analysis of the low-frequency range of the power spectrum. The green ellipse is the $1\text{-}\sigma$ result obtained from the starspot modeling of the light curve. Finally, the dashed (observations) and the solid ($1\text{-}\sigma$ errors) blue curves are the constraints obtained from ground-based spectroscopy. Image adapted from Gizon et al. (2013)

so far and, therefore, only the outer convective zone and the outer part of the inner radiative zone can be probed by asteroseismology. Only when stars enter the sub-giant region, can mixed modes be measured (e.g. Deheuvels et al. 2010a; Benomar et al. 2012) and rotation of the inner zones and the core can be obtained (e.g. Deheuvels et al. 2012, 2014).

The first unambiguous determination of the average internal rotation and the rotation inclination axis of a MS solar-like star using asteroseismic techniques was performed by Gizon et al. (2013) on the CoRoT target HD 52265. To prove the validity of their measurements, Gizon et al. (2013) compared the asteroseismic rotation with the spectroscopic value, the surface rotation period, and starspot modeling obtained from the analysis of this CoRoT light curve. The result is shown in Fig. 29.

This example illustrates all of the information provided by the study of continuous high-precision photometry. On the one hand, a direct determination of the rotation period can be obtained by the analysis of the light curve, either in the time domain, or by studying the low-frequency part of the temporal power spectrum. In addition, starspot modeling can also provide additional information such as the rotation inclination angle (e.g. Mosser et al. 2009a; Lanza et al. 2014). On the other hand, seismology yields a weighted average of the internal rotation heavily biased towards the surface during the

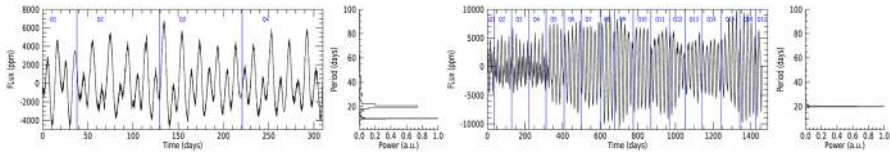


Fig. 30 Light curves and associated normalized period-power spectrum of KIC 4918333. In the left panel, only the first 310 days are analyzed. On the right, the full light curve is presented

MS, as well as the rotation inclination angle. In the next two sections, we will describe in more detail these two types of analyses.

7.1 Photospheric rotation from the study of the photometric light curves

The crossing of cool spots over the visible disk of a star produces a modulation in the photometric signal which is proportional to the rotation period of the star, P_{rot} , at the latitudes where spots and active regions exist. Several works have been dedicated to the study of the extraction of these rotation periods for CoRoT, *Kepler* and the K2 missions. Thus, in the last decade, it has been possible to retrieve the rotation periods of thousands of stars (e.g. McQuillan et al. 2013; Nielsen et al. 2013; Reinhold et al. 2013; Walkowicz and Basri 2013; McQuillan et al. 2014; Leão et al. 2015).

There are several different—but complementary—ways to extract the information on the rotation period from light curves. In this section, we do not pretend to provide an exhaustive review of all of the techniques and results on this topic; we focus mostly on what has been done related to asteroseismic studies of MS solar-like stars.

The careful study of the low-frequency part of the power spectrum can be used to extract the rotation period by selecting the highest peak in this frequency region (e.g. Barban et al. 2009; Campante et al. 2011; Nielsen et al. 2013). However, sometimes the highest peak can be the second or even the third harmonic of the rotation period instead of the first corresponding to the true rotation period. An example is given in Fig. 30, where the light curve and the longer periods of the period–power spectrum of KIC 4918333 is shown. On the left-hand panel, the first 310 days of the light curve are analyzed and the tallest peak corresponding to a rotation period of 9.8 ± 0.8 days is shown. A second peak is also visible at a period of 19.5 ± 1.2 days but with a smaller amplitude. When this analysis is extended to 1459.5 days, the period of 19.5 ± 1.2 days is the most prominent one without ambiguity. Hence, when analyzing the rotation period from the study of the power spectrum, it is important to check any possible signal at twice the period corresponding to the highest peak.

This situation occurs when two active regions develop in stars with approximately 180° separation in longitude. This is clearly visible in the light curve shown in the left panel of Fig. 30. Two modulations of different amplitudes (one large and one small) are separated by approximately 10 days. As a consequence, the largest peak in the spectrum is not the ≈ 20 -day periodicity but the ≈ 10 days.

To avoid this possible ambiguity, McQuillan et al. (2013) used the autocorrelation function, ACF, as a robust method to infer the rotation period directly from the *Kepler* light curves in the time domain. They showed that in stars such as KIC 4918333,

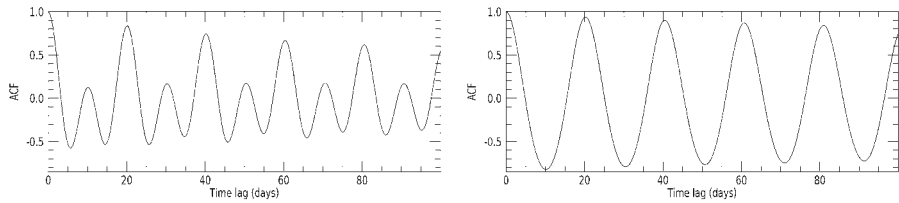


Fig. 31 ACF analysis of the light curves shown in Fig. 30

the highest peak in the ACF was the first harmonic and not the second and thus the retrieved rotation periods were robust. In Fig. 31 the ACFs of the analysis of the first 310 and 1459.5 days of KIC 4918333 are shown. With this methodology—contrary to the direct analysis of the power spectrum—the highest peak is the one at ≈ 20 days for both length of the time series.

Because the photometric light curves are not free from instrumental effects, time–period diagrams have been used since the CoRoT mission to look for the rotation periods in stars. In the mean time, we also checked any possible “glitches” in the signal that could produce a spike in the low-frequency part of the spectrum that could perturb the determination of the rotation (e.g. García et al. 2009; Mathur et al. 2010b). This way, segments where instabilities appear in the light curve could be easily inspected and removed from the analysis. To extract the rotation period from the time–period diagrams, a projection on the period axis is done, and a fitting of the highest peak is then performed as if it was a normal power spectrum. The application of this time–period methodology to KIC 4918333 is shown in Fig. 32.

Since the different methods used to calibrate the data can filter the stellar signal in different ways, while leaving other instrumental signals in the final light curves, it is recommended to use several types of data calibrations when studying the rotation of a star (e.g. García et al. 2013a, 2014a; Ceillier et al. 2016; Buzasi et al. 2016). It has also been shown that each method to extract the rotation (e.g. ACF, time–period diagrams, the direct analysis of the low-frequency part of the spectrum) works better in some circumstances or for some type of stars. Hence, the most reliable procedures to retrieve the rotation periods are those that combine different calibration procedures and analysis techniques (Aigrain et al. 2015).

The average rotation is not the only quantity that can be inferred from the analysis of the light curves. Differential rotation in latitude $\Delta\Omega$ can also be obtained in some cases (e.g. Fröhlich et al. 2012; Reinhold and Reiners 2013; Lanza et al. 2014; Reinhold and Gizon 2015), by directly studying the number and structure of the peaks in the low-frequency part of the spectrum or by performing starspot modeling (e.g. Croll 2006; Fröhlich 2007; Nielsen et al. 2013; Walkowicz et al. 2014; Lanza et al. 2016). Thanks to these analyses, general trends have been found. For example, the dependence of $\Delta\Omega$ with the rotation period is weak and it slightly increases with T_{eff} in the range 3500–6000 K (Reinhold et al. 2013), while the relative differential rotation, $\Delta\Omega/\Omega$, increases with the rotation period (Reinhold and Gizon 2015). In addition, Reinhold and Arlt (2015) were able to discriminate solar and antisolar differential rotation (i.e., to identify the sign of the differential rotation at the stellar surface) using peak-height

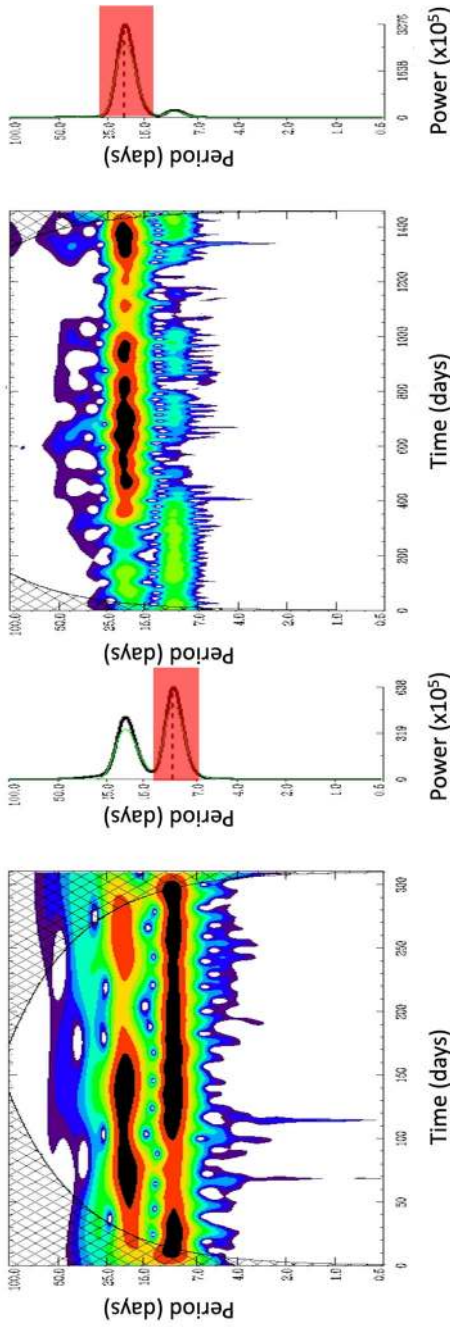


Fig. 32 Time-period analysis of the light curves showed in Fig. 30 computed using a Morlet wavelet between 0.5 and 100 days on a logarithmic scale following Torrence and Compo (1998). The black-crossed area is the cone of influence corresponding to the region where it is not possible to obtain reliable results. As in Fig. 30, the global wavelet power spectrum is shown in the right of each of the time-period panels. The red-shaded regions depict the tallest peak in this diagram. The green line represents the best Lorentzian fit to this peak

ratios of the first harmonics of the differential rotation peaks. However, a theoretical and numerical study by Santos et al. (2017) showed that the peak-height ratios are essentially a function of the fraction of time the spots are visible. This time is related to how strongly the spot modulation follows a sinusoidal form. Hence, depending on the rotation inclination angle with respect to the line of sight and on the location of the spots, the inferred sign of the differential rotation can be wrong.

Signatures of the change in latitude of the spots have also been measured for example in KIC 3733735 (Mathur et al. 2014a). During the periods with low activity, the mean rotation period is ~ 3 days, while during the periods of maximum activity the rotation period decreases to 2.54 days (see Fig. 37). Similarly as for the Sun, this behavior can be explained by the existence of surface differential rotation and a change in the latitude where the spots emerge as the magnetic cycle progresses.

7.2 Internal rotation through asteroseismic measurements

As we have already said in this review, only acoustic modes have been characterized in main-sequence solar-like dwarfs so far. Therefore, the information that one can obtain from seismology comes from the careful analysis of acoustic modes. Unfortunately, although low-degree p modes penetrate deep in the stellar interior, they spend only a small fraction of their time in the deep interior and the amount of information that they can provide from these regions is small. This is illustrated in Fig. 33 where we show the rotational kernels, $K_{n,\ell}$, of the dipolar and quadrupolar modes of radial orders $n = 10$ and $n = 25$ for three planet-hosting stars: Kepler-25 (KIC 4349452, $M = 1.26 \pm 0.03 M_{\odot}$, Benomar et al. 2014), HAT-P7 (KIC 10666592, $M \sim 1.59 \pm 0.03 M_{\odot}$, Benomar et al. 2014) and the Sun. The two radial orders $n = 10$ and 25 cover the typical observational range for these stars. In spite of the different masses of the three stars and the different position of the base of the convective zone, the kernels of these modes are nearly identical (see also Lund et al. 2014). However, the position of the base of the convective zone depends on the mass of the star. Therefore, more massive stars have shallower convective zones and thus, they have a larger contribution from the radiative zone to the average internal rotation rate. It is, however, possible to extract some general properties. These kernels have larger amplitudes near the surface. They are also denser in these outer regions implying that the waves spend more time there than in the inner layers. As a consequence, the sensitivity to the rotation is larger towards the surface of the star. Moreover, the kernels in the radiative zone are almost linear functions of the radius above $\sim 0.15 R_{\odot}$ up to the base of the convective zone. Therefore, each observed mode probes the radiative zone uniformly.

The first consequence is that the rotation rate extracted from seismology and the rotation period extracted from the surface (either from the study of the photometric variability or from spectroscopy once the inclination angle is known) should be similar as already explained when described the first asteroseismic detection of the rotation in HD 52265 (see Fig. 29). Interestingly, any significant difference between the surface and the asteroseismic rotation rate should indicate the existence of differential rotation, either from the surface or from the external convective zone inside the stars. Gizon

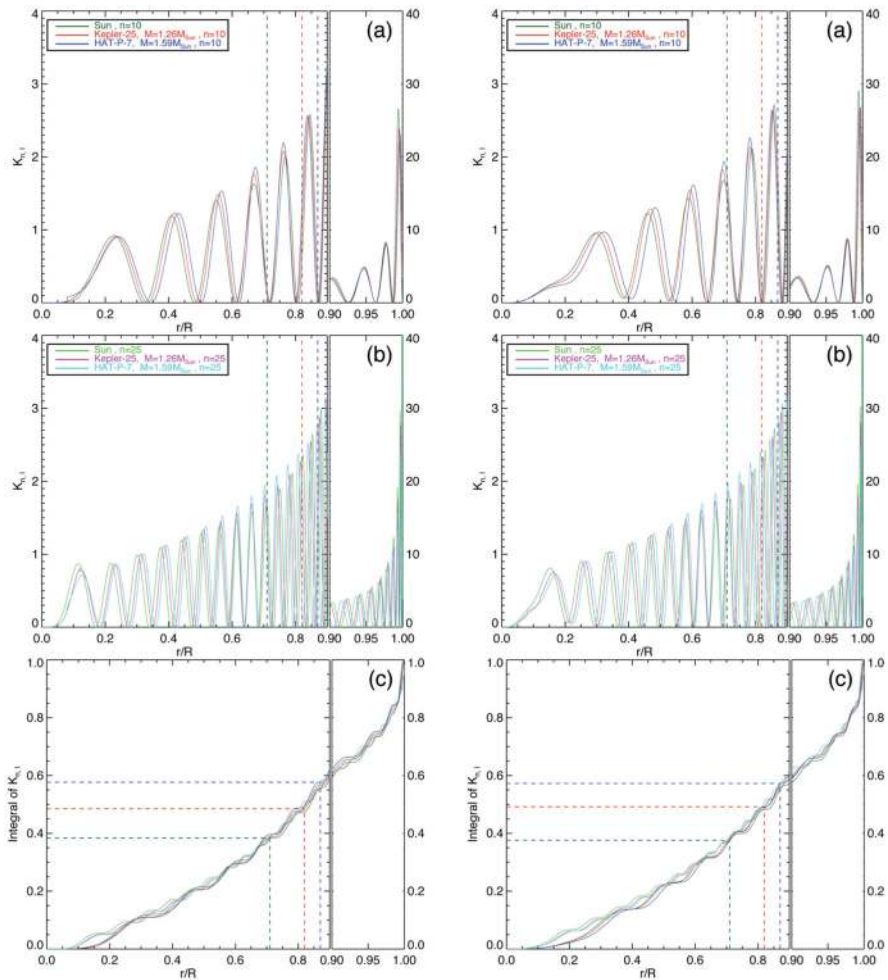


Fig. 33 Rotational kernels of a dipolar (left panels **a**, **b**) and quadrupolar modes (right panels **a**, **b**) with $n = 10$ and $n = 25$ and their integral over the normalized radius (**c**) for three host stars: Kepler-25 (red lines), HAT-P7 (blue lines) and the Sun (green lines). The horizontal scale has an expansion between 0.9 and $1r/R_{\odot}$ to magnify the external layers. The dotted lines indicate the location of the base of the convective zone of each star. Images reproduced with permission from Benomar et al. (2015), copyright by the authors

et al. (2013) found that both determinations of the rotation agreed within one sigma in all cases, suggesting that the differential rotation should be weak in these stars.

A comparison of the asteroseismic rotation rate (from Nielsen et al. 2014) and their surface rotation period was performed by Nielsen et al. (2015) for five *Kepler* targets with masses in the range 1.02 to 1.2 M_{\odot} . Because of the large errors in any inference of the rotation period, the asteroseismic rotation rate can be considered a good proxy of the surface rotation only under the assumption that there is no large differential rotation neither at the surface nor in the convective envelope (Fig. 34). Hence, asteroseismic

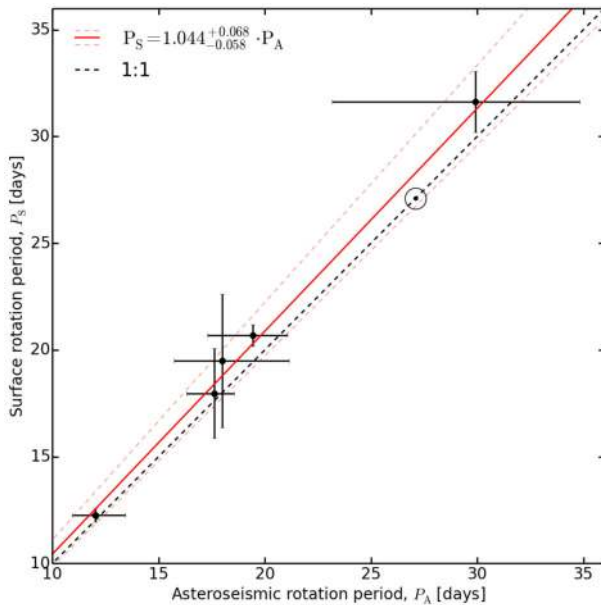


Fig. 34 Rotation period extracted from asteroseismology and from the study of the photospheric variability. The dashed-black line represents the 1-to-1 line. The red continuous line represents the best fit to the data (excluding the Sun represented by \odot) including the errors of the slope (gray dashed lines). Image reproduced with permission from Nielsen et al. (2015), copyright by the authors

rotation rates can be used for example in gyrochronology studies when no other precise rotation rates are available (e.g. Davies et al. 2015; Nielsen et al. 2015).

Based on similar studies of the rotational kernels but using inversion methods, Schunker et al. (2016a) suggested that it could be interesting to use many stars in order to reduce the observational errors and be able to, for example, constrain the sign of the radial differential rotation. Moreover, it has been demonstrated using an “ensemble-fit” of 15 stars across the main sequence, that it would be possible to distinguish between solid rotation and radial differential rotation of around 200 nHz using observable splittings of angular degrees 1 and 2 (Schunker et al. 2016b).

Another simplified, complementary approach to rotational inversion was proposed by Benomar et al. (2015) taking advantage of the relative simplicity of the stellar interiors of MS solar-like dwarfs. In principle, it is possible to consider that the region probed by the measurable acoustic modes is composed of two different zones: the outer convective and the inner radiative zone. Therefore, the rotational splitting $\delta\nu_{n,\ell}$ can be expressed as a weighted average of the rotation rate, f_{rad} , f_{conv} , in each zone as follows:

$$\delta\nu_{n,\ell} \sim I_{\text{rad}} f_{\text{rad}} + I_{\text{conv}} f_{\text{conv}}, \tag{58}$$

where I_{rad} and I_{conv} are the integrals of the rotational kernels in the radiative and convective zones defined as:

$$I_{\text{rad}} = \int_0^{r_{\text{bcz}}} K_{n,\ell}(r) dr, \quad (59)$$

$$I_{\text{conv}} = \int_{r_{\text{bcz}}}^R K_{n,\ell}(r) dr, \quad (60)$$

with $I_{\text{rad}} + I_{\text{conv}} = 1$. The position of the base of the convective zone is denoted by r_{bcz} and R is the radius of the star.

In this simplified model, assuming that f_{rad} is a good approximation of the rotation rate in the radiative zone, it is necessary to suppose that: (a) the two zones rotate uniformly with different rates (about the same axis), (b) f_{conv} is approximately equal to the surface rotation (as in the solar case), (c) rotational splittings remain nearly constant over the observed range of modes. Hence, the average rotational splitting $\langle \delta\nu_{n,\ell} \rangle$, can be used as a representative value of the seismically measured internal rotation rate, f_{seis} . This last assumption is validated because the integrals of the observed mode kernels shown in Fig. 33 are nearly identical. Therefore, it is possible to express Eq. (58) as follows:

$$\langle f_{\text{rad}} \rangle = f_{\text{surf}} + \frac{f_{\text{seis}} - f_{\text{surf}}}{\langle I_{\text{rad}} \rangle} \quad (61)$$

where $\langle \rangle$ denotes that the corresponding parameter is averaged over the observed range of modes.

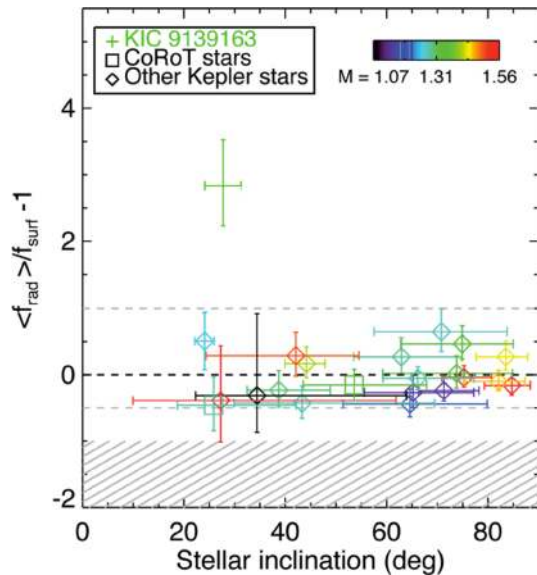
Knowing the kernel integrals from a model and the average internal rotation rate from the seismic splittings, it is necessary to have a good determination of the surface rotation rate in order to infer the rotation in the internal radiative region with Eq. (61). Two possibilities are available: on the one hand, the surface rotation obtained from photometric variability can be different from the average surface rotation because it is weighted towards the active latitudes (30° in the solar case). On the other hand, the spectroscopic value is averaging the full visible disk and it can be considered a better approximation. However, in this latter case, what is measured is the projected velocity into the line of sight velocity:

$$v \sin i = 2\pi R f_{\text{surf}} \sin i. \quad (62)$$

Thus, to extract f_{surf} it is necessary to know the rotation inclination angle, i , from seismology and the radius of the star from the same models used to compute the rotational kernels.

Using 22 stars observed by CoRoT and *Kepler*—of masses in a range ~ 1.07 to $\sim 1.56 M_\odot$ for which f_{surf} is available from spectroscopy and photometric variability—Benomar et al. (2015) deduced that nearly uniform internal rotation (between the radiative zone and the surface) is common in other solar-like stars from masses up to $\sim 1.5 M_\odot$. Thus, the Sun is not an isolated case in stellar evolution and efficient angular momentum transport mechanisms are required in the main sequence to achieve

Fig. 35 Ratio of the average radial differential rotation in the radiative zone obtained from Eq. (61) and the surface rotation (obtained from spectroscopy) as a function of the stellar inclination angle (obtained from seismology). Colors represent the stellar mass. Grey lines indicate a differential rotation of a factor of 2. The dashed area indicates a negative rotation rate in the interior. Image adapted from Benomar et al. (2015)



such rotation profile (e.g. Mathis 2013; Marques et al. 2013). The ratio $\langle f_{\text{rad}} \rangle / f_{\text{surf}} - 1$ is shown in Fig. 35.

It is important to note that only one star, KIC 9139163, significantly departed from the one-to-one relation shown in Fig. 35, offering a scenario where the interior could be spinning much faster than the surface. Interestingly, this star is among the youngest and more massive of the sample suggesting a scenario where the angular momentum transport processes that are responsible for the quasi-uniform internal rotation might not have had enough time to complete their work.

8 Stellar magnetic activity and magnetic cycles

In distant stars, as was the case for rotation, asteroseismic observations provide two different, but complementary, ways to study magnetic activity in general and magnetic activity cycles in particular. On the one hand, magnetic variability can be measured on different time scales by directly analyzing the average luminosity flux modulation in the light curve or its fluctuation as a function of time (e.g. Basri et al. 2010, 2011; García et al. 2014a). It is out of the scope of this review to describe in details the methodologies and results associated to these studies. However, in the next paragraph we will provide a brief overview of them. On the other hand, magnetic variability can be studied through the characterization of the temporal evolution of the oscillation modes, i.e., measuring the variations of the frequencies, amplitudes, and line widths of the acoustic modes.

As discussed in the section about internal rotation, to reach the core, mixed or gravity modes are required. Unfortunately, those modes have not been unambiguously detected in main-sequence solar-type dwarfs. Therefore, nothing can be said about the magnetic field in the core of these stars. However, studying red giant stars, Stello et al. (2016)

evoked the possibility of having magnetic fields of dynamo origin in the convective core of stars with masses greater than $\sim 1.2 M_{\odot}$. The origin of the depressed dipolar modes seen in *Kepler* observations (e.g. Mosser et al. 2012; García et al. 2014c) has been suggested to be magnetic, although the exact nature of phenomena is still debated (e.g. Fuller et al. 2015; Mosser et al. 2017; Loi and Papaloizou 2017, 2018).

8.1 From the direct analysis of the light curves

High-quality, photometric time series of several months to years duration are now available from CoRoT, *Kepler*, K2 and TESS missions. They allow a detailed study of the photospheric stellar variability at different time scales and to compare them with the Sun (e.g. Gilliland et al. 2011; Basri et al. 2013, and references therein). However, not all this variability can be directly associated with magnetism. Different physical phenomena (pulsations, convection or rotation) can indeed coexist on the same time scales. To overcome this problem, it has been proposed to study the time scales associated with the rotation period of the star as an indicator of a magnetic origin (e.g. Mathur et al. 2014a, b; García et al. 2014a). For magnetically active stars developing starspots at their surface, the global brightness is modulated as a function of the position and the size of the spots over the visible stellar disk with a period that is related to the rotation period of the star at the active latitude where the spot appears (e.g. Lanza 2010; Fröhlich et al. 2012; Lanza et al. 2014; McQuillan et al. 2014). As the magnetic cycle evolves, the number and size of the spots change. An example of the solar photospheric and Doppler-velocity time series is shown in Fig. 36. Hence, a photospheric magnetic activity proxy, S_{ph} , can then be constructed by measuring the dispersion of the light curve on time scales of five times the rotation period (Mathur et al. 2014b). The same procedure can be applied to Doppler velocity observations and another proxy, called S_{vel} , has been defined.

The validity of this proxy as a function of magnetic activity has been verified using the Sun (Salabert et al. 2017) and compared to the chromospheric activity of other *Kepler* targets including 18 solar analogs (Salabert et al. 2016a; García 2017). This proxy (or other similar metrics) is currently being used to search for magnetic activity cycles or magnetically-related trends that could be part of magnetic cycles longer than the duration of the observations for stars of many different spectral types (e.g. Oláh et al. 2009; Mathur et al. 2013b, 2014b; Vida et al. 2014; Ferreira Lopes et al. 2015). Finally, by combining magnetic proxies and seismology it has been possible to revisit the age-rotation-activity relations (Karoff et al. 2013b; García et al. 2014a) and to establish that the photospheric magnetic activity of the Sun is comparable to other main-sequence solar-like pulsating stars (García et al. 2014a), in particular, compared to other solar analogs of similar age (do Nascimento et al. 2014; Salabert et al. 2016a; Beck et al. 2017). In this sense, we can conclude that the Sun is a normal star in terms of its surface magnetism when compared to its siblings.

An example of the study of the surface dynamics (rotation and magnetism) using *Kepler* photometry is given in Fig. 37. In the top panel the relative measured flux is given. The envelope of the surface brightness shows an increase between the day ~ 550 and ~ 1200 of the mission that can be interpreted as an increase of the magnetic

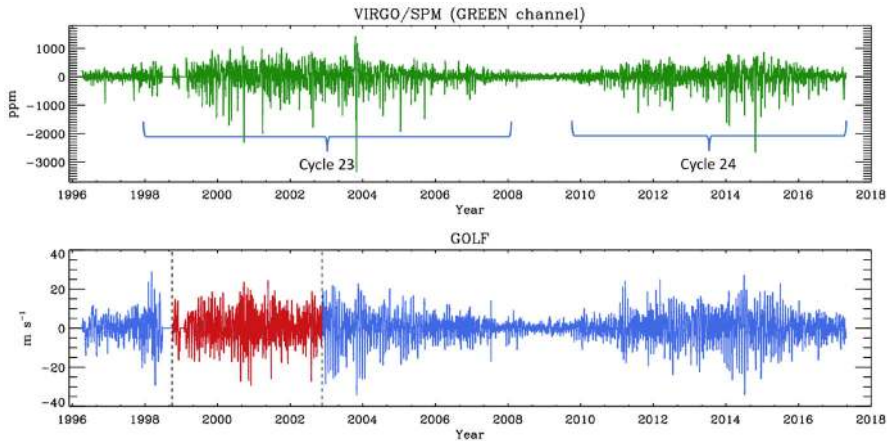


Fig. 36 Photometric and Doppler velocity time series respectively from the green channel of the VIRGO SPM (top panel) and GOLF instrument on board SoHO (bottom panel). The GOLF red-wing period denoted by the two vertical dashed lines where the instrument is sensitive to higher layers in the atmosphere is represented in red (see for details García et al. 2004b, 2005; Jiménez-Reyes et al. 2007). Image adapted from Salabert et al. (2017)

activity of the star. In the middle panel of Fig. 37 a time–period diagram is computed. It shows two main bands of power (depicted by the yellow horizontal dashed lines) at 3 and 2.54 days corresponding to the main average rotation rate of the star during these two seasons. Projecting the time–period diagram onto the time domain around the periods given before (from 2 to 6 days), a magnetic proxy can be built (see bottom panel of Fig. 37), confirming the existence of an on-going stellar activity cycle, with a season of maximum activity where the starspots are located at longitudes of faster rotation (2.54 days), while the band at a slower rotation rate is dominating the location of the spots during the minimum of magnetic activity. This behavior is similar to that observed in the Sun which produces the so-called butterfly diagram (e.g. Hathaway 2015).

8.2 From asteroseismology

To study magnetic activity cycles with asteroseismic techniques, it is important to use the Sun as a reference because we can characterize in detail its surface magnetism and look for correlations with different observed features that are today impossible to obtain for distant stars. In this way, we can then apply this knowledge to other stars. At the very beginning of helioseismology, a correlation between the acoustic-mode frequencies and solar magnetic activity was found (van der Raay 1984; Woodard and Noyes 1985; Fossat et al. 1987; Pallé et al. 1989; Elsworth et al. 1990), i.e., the frequencies shifted towards higher values as the 11-year magnetic cycle progressed. Later, it was discovered that the frequency shifts increased with frequency for intermediate- and low-degree modes (Libbrecht and Woodard 1990; Anguera Gubau et al. 1992), i.e., modes at higher frequency had a larger frequency shift than modes at low fre-

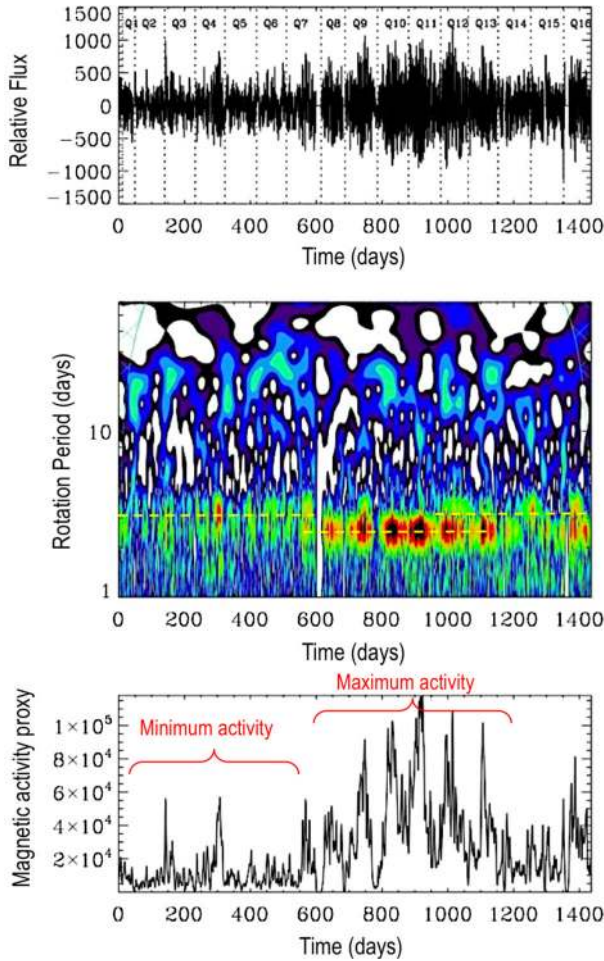


Fig. 37 Relative flux of the *Kepler* target KIC 3733735 (top panel). A time–period analysis is shown in the middle panel. The two horizontal dashed lines indicate the main two rotation periods for this star (3 and 2.54 days). The bottom panel represents a magnetic activity proxy similar to the S_{ph} computed by projecting the time–period diagram onto the temporal axis (between 2 and 6 days)

quency. This frequency dependence—high-frequency modes have outer turning points compared to low-frequency modes—is the main change of the mode parameters when the effect of the mode inertia is removed. Considering also that there was no significant dependence of the frequency shifts with the degree of the modes led to the conclusion that the perturbations related with the magnetic activity cycle were confined to a thin layer very close to the photosphere (e.g. Libbrecht and Woodard 1990; Goldreich et al. 1991; Nishizawa and Shibahashi 1995; Basu et al. 2012). Moreover, the Sun has not only a 11-year periodicity. Shorter—quasi-biennial—modulations have been measured in the Sun (e.g. Benevolenskaya 1995) in several magnetic activity proxies and also confirmed by seismology (Fletcher et al. 2010; Broomhall et al. 2011b;

Simoniello et al. 2012). The existence of several time scales in the modulation of the magnetic proxies is not peculiar to the Sun and many other stars show several long and short periods that could be interpreted as magnetic cycles with an “active” and “inactive” phase (e.g. Baliunas and Soon 1995; Brandenburg et al. 1998, 2017; Saar and Brandenburg 1999; Böhm-Vitense 2007). Last but not least, important differences were found between the surface magnetic proxies and the frequency shifts during the last extended minima between Solar Cycles 23 and 24 (Broomhall et al. 2009; Salabert et al. 2009). While no activity was measured in standard magnetic proxies, the frequency shifts showed a quasi normal behavior leading to the conclusion that the magnetic perturbations in the subsurface layers were still strong (Salabert et al. 2015).

All of these early findings on the modulation of the frequency shifts with the magnetic cycle were soon followed by the study of the evolution of all of the other oscillation-mode parameters. Hence, the measurement of a reduction of the mode heights, an increase of the mode linewidths and a reduction of the velocity power with the magnetic activity cycle were found. Finally, the energy that is supplied to the modes remained constant along the magnetic cycle within the uncertainties (e.g. Pallé et al. 1990; Chaplin et al. 2000; Komm et al. 2002; Jiménez-Reyes et al. 2003; García et al. 2013b; Broomhall et al. 2015). It is therefore important to take these changes into account when performing the fitting of the acoustic modes in active stars. All of these variations modify the simple Lorentzian profiles of the modes introducing a bias of the retrieved parameters when simple Lorentzian profiles are used to fit spectra obtained from time series that are long compared to the timescale of the variations introduced by the activity (Chaplin et al. 2008a; Chaplin and Basu 2008). In particular, frequency shifts modify the central frequencies of the Lorentzians. Thus, when the resultant profile is fitted by a single Lorentzian function, the inferred seismic parameters are biased such as the large frequency separations as demonstrated by Broomhall et al. (2011a). An example of this distorted Lorentzian profile is given in Fig. 38 for a mode with a linewidth of $\Gamma = 1.5 \mu\text{Hz}$ and four different maximum-to-minimum frequency shifts: 0, 0.6, 1.5, and $2.25 \mu\text{Hz}$.

One exception to this is the characterization of low-degree low-order p modes for which the variations induced by the magnetic activity cycle are too small, around $\Delta\nu/\nu \sim 10^{-5}$ nHz for the solar case (e.g. García et al. 2001).

To study stellar magnetic activity cycles it is necessary to have long time series covering all—or a significant part—of the magnetic cycle. The longest time series available today for asteroseismology were obtained by the *Kepler* mission covering slightly more than four continuous years. Due to the rather well-known relation between the rotation period of stars and the length of the magnetic cycle (e.g. Noyes et al. 1984a, b; Brandenburg et al. 1998, 2017; Böhm-Vitense 2007), the study of full magnetic cycles is limited to fast rotating stars ($P_{rot} \leq 7$ days) for the active, “A”, branch and for stars with intermediate rotation rates ($P_{rot} \leq 18$ days) for the less-active, “I”, sequence (see Fig. 39).

The relation between magnetic activity cycle periods and stellar evolution is also well known (e.g. Brandenburg et al. 1998). Recently, Brandenburg et al. (2017) revisited this relation in light of the most recent and longest spectroscopic observations from Egeland (2017) who combined datasets from several instruments. Unlike previous interpretations where young stars would evolve along the active A branch, they

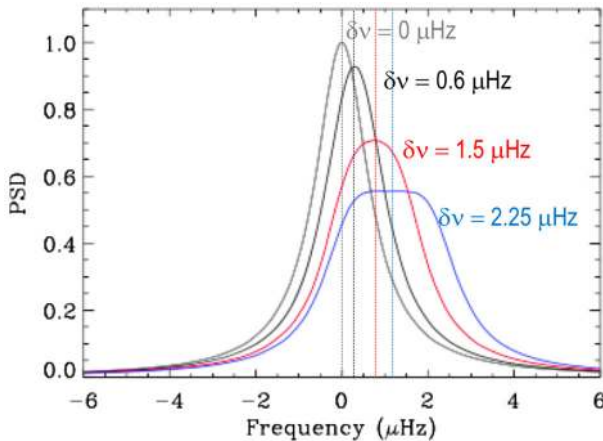


Fig. 38 Lorentzian profile of a mode with a linewidth $\Gamma = 1.5 \mu\text{Hz}$ (grey), and three other pseudo-Lorentzian profiles resulting from the analysis of a long time series with three different maximum-to-minimum frequency shifts of 0.6, 1.5, and $2.25 \mu\text{Hz}$, black, red and blue lines respectively. Image adapted from Chaplin and Basu (2014)

now believe that all stars younger than 2.3 Gyr are capable of exhibiting longer and shorter cycle periods. If their calculations are correct, for the G pulsating dwarfs HD 76151 and KIC 10644253 shown in Fig. 39, longer periods in the 12–16 year range are expected, and may have already been found in HD 76151 (Egeland 2017) and in ι Horologii, HD 17051, where Flores et al. (2017) measured a long-term activity cycle of about five years fitting the “active” branch in the Böhm-Vitense diagram. For the solar analogue 18 Sco, it would be interesting to discover either a second shorter modulation as in the Sun or a longer cycle period.

An interesting result was obtained by Mathur et al. (2014a) from the analysis of the temporal evolution of S_{ph} . They selected 22 solar-like stars with detected solar-like oscillations and with rotation periods shorter than 12 days, i.e., the limit to observe at least half of a cycle from Fig. 39. Only two of the stars show a cyclic-like variation, while two others showed a decreasing or increasing trend in the S_{ph} temporal variation. Five stars show modulations (or beating) due to long-lived spots at two different active longitudes with different rotation rates. The rest of the stars show no cycle-like behavior although they showed surface magnetic activity. Therefore, although it is premature to infer firm conclusions from a so small sample of stars, it seems that fast rotating stars can exhibit magnetic activity but without any magnetic cycle (or at least much longer than it could be expected from Fig. 39). The only correlation found was between the S_{ph} and the rotation period for stars showing a beating between long lived spots at different rotation rates, in the direction of higher S_{ph} for longer P_{rot} .

To perform asteroseismic studies of magnetic activity, it is then necessary to first measure the oscillation properties and then study their evolution with time. As it has been said, solar magnetism reduces the amplitude of the solar modes. Therefore, a very active star would probably have oscillation modes with very small or even not detectable amplitudes. This effect was first observed by CoRoT in two main-sequence targets: HD 175726 (Mosser et al. 2009b) and in HD 49933 (García et al. 2010). Later,

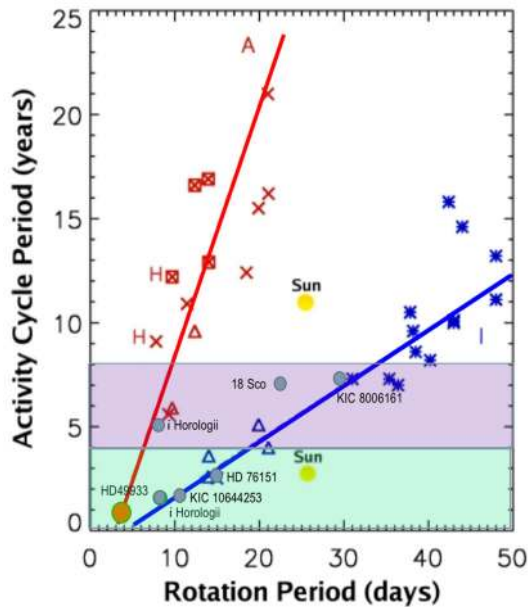


Fig. 39 Magnetic activity cycle period versus the rotation period of stars showing the existence of two branches an “active” (red line denoted by A and red symbols) and an “inactive” sequence (blue line denoted by B and blue symbols). Several stars have been added to the original diagram from Böhmer-Vitense (2007) such as *ι* Horologii (Metcalf et al. 2013), HD 76151 (Egeland 2017), and the seismic targets 18 Sco (Hall et al. 2007), HD 49933 (García et al. 2010) and the *Kepler* targets KIC 8006161 and KIC 10644253 (Salabert et al. 2016b; Kiefer et al. 2017; Karoff et al. 2018). The green shaded region represents the region where full stellar cycles can be studied with the *Kepler* data. The violet shaded region represents the region where longer activity cycles could be uncovered by *Kepler* observations if they are in a regime where the magnetic activity changes significantly. The letter H indicates stars in the Hyades, crosses indicate stars on the “active” A sequence, and asterisks indicate stars on the “inactive” B branch. Squares around the crosses show stars with a color $B-V < 0.62$. Triangles indicate secondary periods for some stars on the active sequence

using a *Kepler* sample of main-sequence stars, Chaplin et al. (2011a) showed that there was a clear correlation between stellar magnetic activity and the amplitude of the stellar oscillations. The most active stars in the sample did not show measurable oscillation modes.

To look for the evolution with time of the seismic properties, the light curve is divided into small segments for which the characterization of the oscillation modes is carried out. The length of the sub-series is found as the best trade-off between frequency resolution and the number of sub-series to be analyzed. The longer the series the better the precision on the extracted parameters (e.g. Régulo et al. 2016). However, it can be very challenging to obtain individual p-mode frequency shifts that can be as small as half a μHz for short time series. This is why a global method was developed in the early days of helioseismology by Pallé et al. (1989) to obtain averaged frequency shifts by computing the cross correlation of the p-mode hump computed from the PSD of each sub-series in comparison to a reference one. This reference can be either the PSD of one of the sub-series or the average spectrum of all of them (e.g.

Pallé et al. 1989; García et al. 2010; Régulo et al. 2016; Salabert et al. 2016b; Kiefer et al. 2017; Santos et al. 2018).

The first attempts to detect differences in the seismic parameters associated with magnetic activity were reported by Fletcher et al. (2006). They analyzed observations made with the star-tracker on the WIRE satellite of α Cen A and compared the obtained frequencies with previously obtained frequencies measured by Bouchy and Carrier (2002) and Bedding et al. (2004). Fletcher et al. (2006) conjectured that the average difference of about $0.6 \pm 0.3 \mu\text{Hz}$ ($\sim 2\sigma$) in the oscillation frequencies could be due to an ongoing activity cycle in α Cen as the WIRE observations were taken 19 months before the others.

Successful asteroseismic measurements of magnetic activity started in 2010 when García et al. (2010) unveiled the presence of a magnetic activity cycle in a star other than the Sun: the CoRoT target HD 49933, which was observed during the first two CoRoT runs with a six month interval (Appourchaux et al. 2008; Benomar et al. 2009b). They found a modulation of more than 120 days in the three indicators considered: frequency shifts—measured globally through cross-correlation techniques as well as by extracting the individual p-mode frequencies—, amplitude modulation of the p-mode bump and in the dispersion of the light curve. Moreover, as also observed in the Sun, the modulation detected in the amplitude and the frequency shifts of the p modes was anticorrelated (see Fig. 40).

The analogies between the magnetic cycles of both stars continue. As in our Sun, the frequency shifts measured in HD 49933 present a frequency dependence with a clear increase with frequency. However, the maximum frequency shift is about $2 \mu\text{Hz}$ around $2100 \mu\text{Hz}$, 4 times bigger than in the solar case (Salabert et al. 2011b). Similar variations are obtained between the $\ell = 0$ and $\ell = 1$ modes computed independently (see Fig. 41). At higher frequencies, the frequency shifts show indications of a downturn followed by an upturn for both low-degree modes $\ell = 1$ and 2. Therefore, the frequency variation of the p-mode frequency shifts of this star has a comparable shape to that observed in the Sun, which is understood to arise from changes just beneath the photosphere (e.g. Basu 2016).

Complementary observations of HD 49933 were taken in the Calcium H and K lines since 13 April, 2010, showing that this is an active star with a Mount Wilson S-index of 0.3 confirming previous conclusions (Mosser et al. 2005). The temporal evolution of the Mount Wilson S-index showed that a magnetic activity cycle is ongoing in this star. However, longer observations are needed to clearly establish the length of the cycle and whether or not the magnetic cycle is regular. In Fig. 42, the Mount Wilson-S index of HD 49933 is shown. For comparison, the variations of A_{max} obtained from the two first runs of CoRoT are depicted in the top panel of the figure.

The same methodology was applied to three other CoRoT targets complemented by ground-based analysis of the chromospheric magnetic activity done with the NARVAL spectropolarimeter located at the Bernard Lyot 2 m telescope at the Pic du Midi Observatory (Aurière 2003) in order to study any possible hint of magnetic activity cycles (Mathur et al. 2013b). Interestingly one star, HD 181420 (Barban et al. 2009), seems to be in a stationary regime without any visible change of the activity during the observations. This is an unexpected result because this star rotates rapidly (2.6 days) and we were expecting to see some indications of a magnetic activity cycle. For the

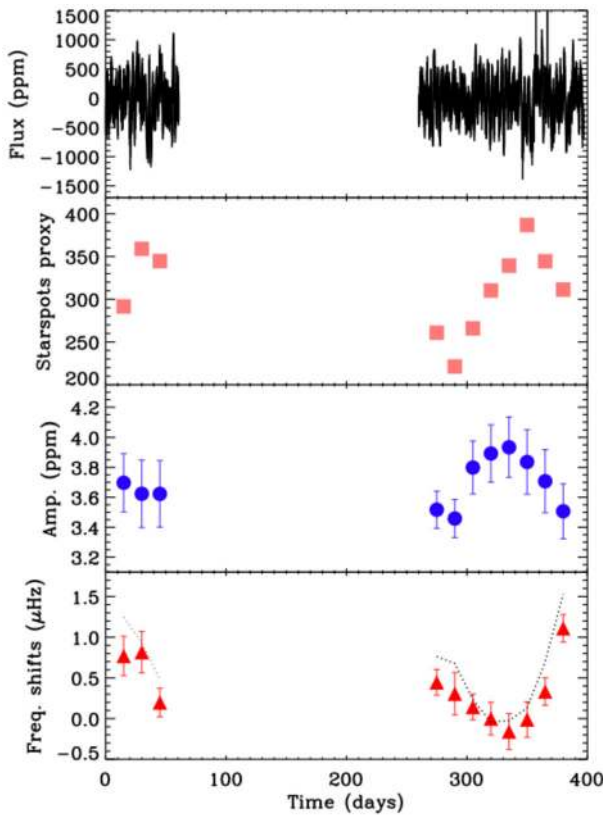


Fig. 40 From top to bottom: lightcurve of the CoRoT target HD 49933 including the first two runs on this star; second panel: temporal evolution of the dispersion of the light curve; third panel: temporal evolution of the frequency shifts using cross-correlation techniques (red triangles) and the individual mode fitting (dotted line); bottom: maximum amplitude per radial mode versus time (extracted using the A2Z pipeline, Mathur et al. 2010b). Modified version of the image presented in García et al. (2010)

other two stars, HD 49385 (Deheuvels et al. 2010a) shows a small increase of activity at a $1\text{-}\sigma$ level but not confirmed by our spectroscopic measurements, while HD 55265 (Soriano et al. 2007; Ballot et al. 2011b) presents a small variation of the seismic parameters, also at a $1\text{-}\sigma$ level, and in the spectroscopic observations performed by NARVAL. That could indicate that this star was observed during the rising phase of a long magnetic activity cycle.

8.2.1 Influence of metallicity on magnetic activity

The longer observation period of the *Kepler* main mission (up to four continuous years) allows one to better track temporal changes in the seismic parameters for main-sequence solar-like stars. This is illustrated in Fig. 43 where the temporal evolution of the seismic parameters and the photospheric and chromospheric activity proxies are shown for KIC 8006161 (HD 173701) and for the Sun. All of the figures are in

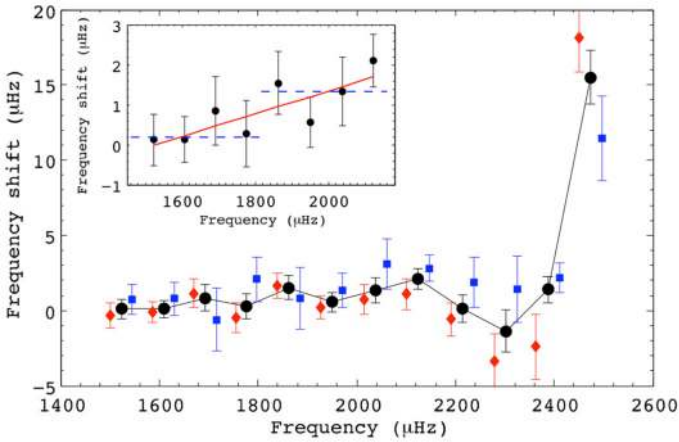


Fig. 41 Blue squares, red diamonds and black circles are respectively the frequency shifts of the modes $\ell = 0$, $\ell = 1$, and their weighted means. Mean frequency shifts are computed in the inset up to 2100 μHz . The horizontal blue dashed lines correspond to the frequency shifts obtained with the cross-correlation method in two frequency bands: from 1500 to 1800 and from 1800 to 2100 μHz . The horizontal blue dashed lines correspond to the frequency shifts obtained with the cross-correlation method in two distinct frequency regions. The solid red line corresponds to a weighted linear fit. Image reproduced with permission from Salabert et al. (2011b), copyright by ESO

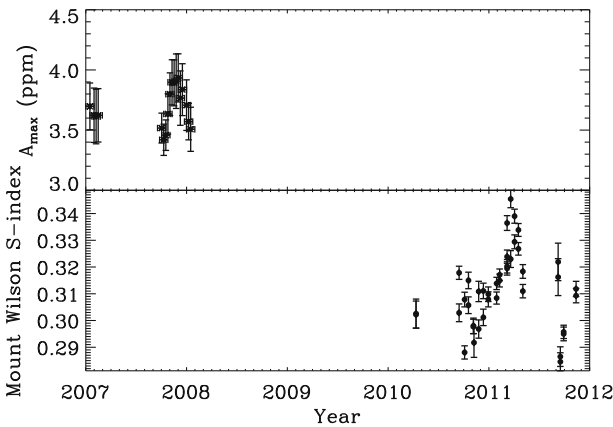


Fig. 42 Temporal evolution of the Mount Wilson S-index (T. S. Metcalfe private communication) and A_{max} obtained from the first two CoRoT runs. Image courtesy of S. Mathur

the same scale for both stars. KIC 8006161 is a very interesting target because it is a solar analogue (Karoff et al. 2018) with $M = 1.00 \pm 0.03 M_{\odot}$, $R = 0.93 \pm 0.009 R_{\odot}$, $T_{\text{eff}} = 5488 \pm 77 \text{ K}$, $P_{\text{rot}} = 21 \pm 2 \text{ days}$, age = $4.57 \pm 0.36 \text{ Gyr}$, and a metallicity that is twice the solar value ($0.3 \pm 0.1 \text{ dex}$).

KIC 8006161 has a comparable magnetic activity cycle period ($\sim 7.4 \text{ year}$) deduced from more than thirty years of chromospheric observations (top plot in Fig. 43), being in the rising phase of its cycle during the four years of *Kepler* observations. Interestingly, the amplitude of all the temporal variations recorded are much larger than

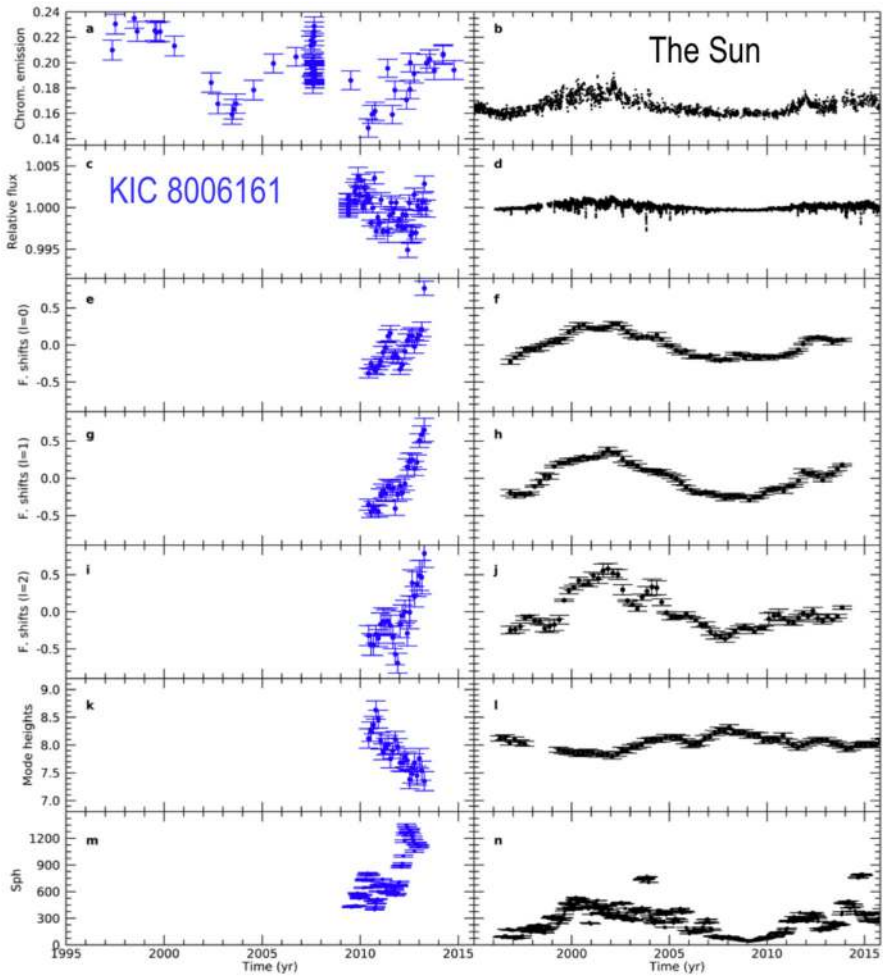


Fig. 43 Activity proxies as a function of time for KIC 8006161 (left panels) and the Sun (right panels). The panels show from top to bottom: the chromospheric emission, the relative flux, radial frequency shifts, frequency shifts of dipolar modes, frequency shifts of quadrupolar modes, logarithmic mode heights of the modes and S_{ph} . Image reproduced with permission from Karoff et al. (2018), copyright by ESO

the corresponding solar values. Karoff et al. (2018) conjectured that these differences could be a consequence of the higher metallicity of the star. An increase of the stellar metallicity produces larger opacities and thus a larger internal temperature gradient. Therefore, the Schwarzschild criterion for convection (Schwarzschild 1906) is satisfied deeper inside the star leading to a deeper convective zone (van Saders and Pinsonneault 2012). Theoretical studies and numerical simulations have shown that larger convective zones induce larger differential rotation (Brun et al. 2017) and thus a stronger magnetic dynamo (Bessolaz and Brun 2011). Although it is not possible with the present observations to infer how strong the dynamo is, the surface differential rotation is larger than that in the Sun, reinforcing the conclusions. Unfortunately, firm

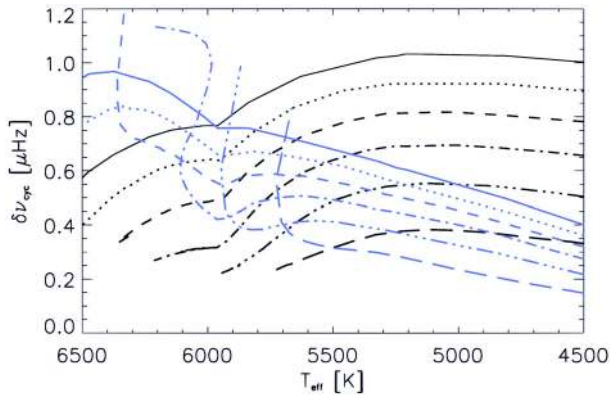


Fig. 44 Frequency shifts, $\delta\nu_{\text{cyc}}$, as a function of effective temperature computed for different Padova isochrones (different line styles, Girardi et al. 2002, 2004). Black lines follow the scaling relation of Chaplin et al. (2007a) while blue lines follow Metcalfe et al. (2007). Image adapted from Karoff et al. (2009)

conclusions cannot be derived with only one observations and the study of a larger sample of stars with different metallicities is necessary to completely understand the influence of metallicity on the length and strength of the magnetic activity cycles.

8.2.2 Relation between the frequency shift strength with effective temperature and age

We have just presented an explanation for a possible relation between metallicity and the magnetic cycle strength. Using the ensemble analysis of frequency shifts from asteroseismology, it is possible to depict other correlations between different parameters. The relation between the effective temperature and the frequency shifts is particularly interesting as two different scaling relations have been proposed by Chaplin et al. (2007a) and Metcalfe et al. (2007). On the one hand, Chaplin et al. (2007a) proposed that the frequency shifts linearly scale with the amplitude of the activity cycles $\Delta R_{\text{HK}'}$ (defined by Saar and Brandenburg 2002). This is validated in the Sun because the frequency shifts change linearly with the temporal evolution in the Mg II lines (Chaplin et al. 2007b). With this scaling, the frequency shifts generally increase towards lower temperature and decrease with age as seen in Fig. 44 (Karoff et al. 2009).

On the other hand, Metcalfe et al. (2007), proposed that the frequency shifts are also proportional to $\Delta R'_{\text{HK}}$ but scaled with a factor that depends on the depth of the perturbation normalized by the mode inertia. In this case, the frequency shifts generally increase towards higher temperature and decrease with age (see Fig. 44). While both scalings yield a decrease of the frequency shifts with age, they have different predictions with effective temperature. The result of the hot F star HD 49933 and the Sun validates the second methodology. Unfortunately, the ensemble analysis of 24 *Kepler* targets by Kiefer et al. (2017) (see Fig. 45) was unable to distinguish between both scaling relations due to the large uncertainties in the frequency shifts. However the authors made a comment about a weak correlation with T_{eff} supporting the scal-

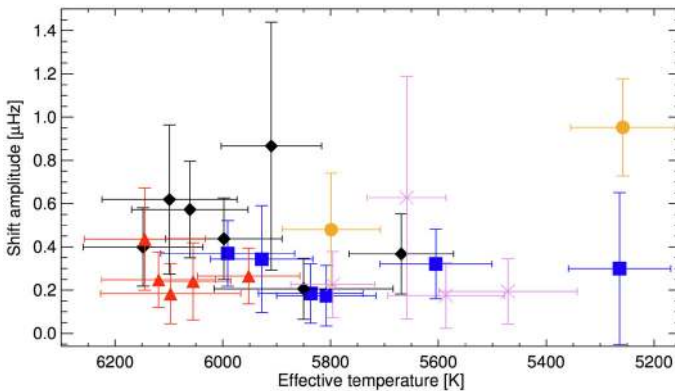


Fig. 45 Average frequency shifts as a function of effective temperature for 24 *Kepler* targets. Black diamonds, red triangles, orange circles and purple asterisks represent stars younger than 4 Gyr, between 4 and 5 Gyr, between 5 and 6 Gyr, and between 6 and 7 Gyr respectively. Image reproduced with permission from Kiefer et al. (2017), copyright by ESO

ing relation by Metcalfe et al. (2007) but with one clear exception, KIC 8006161 the high metallic solar analogue already discussed in detail in previous paragraphs. Another small trend was found between the frequency shifts and age (excepting again KIC 8006161) in the direction predicted by both scaling relations, i.e., reduction of the frequency shifts (activity) with age as found by Skumanich (1972).

8.2.3 Relation between frequency shifts and amplitude shifts for a large sample of stars

The analysis of the temporal variations of the seismic parameters and S_{ph} of a larger sample of 87 solar-type *Kepler* stars (Santos et al. 2018), showed similar results to those of Kiefer et al. (2017). They found that about 60% of the stars in the sample show “(quasi-)periodic variations” in the frequency shifts. Moreover, 20% of the stars show frequency and amplitude shifts correlated instead of anticorrelated. Although these results seem to be puzzling, they could be explained in a simple way. First, Salabert et al. (2018) showed that small variations in frequency shifts—that could be interpreted as due to magnetic origin—can be explained by different realizations of stochastic noise. Second, the presence of hysteresis effects between different magnetic proxies implies that at several stages of the cycle, two indexes could be in phase while they would be most of the time in anti-phase. Longer time series covering several stellar magnetic cycles would be required to properly understand all of these observations.

8.3 On the variation of the frequency shifts with frequency

The linear dependence of the frequency shifts with frequency found in the Sun and in HD 49933 was also found in the young solar analogue KIC 10644253 (Salabert et al. 2016b). Therefore, in these three stars the perturbation inducing the variation of the mode parameters needs to be located outside of the resonant mode cavity of the

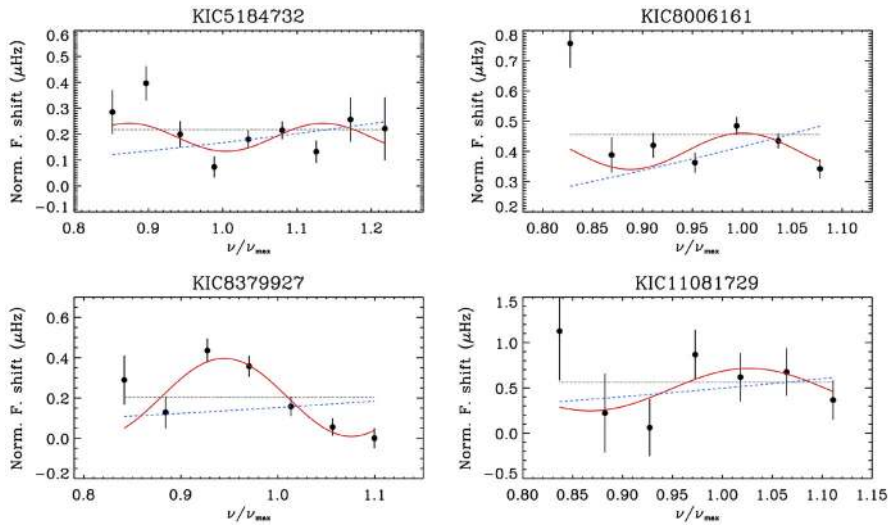


Fig. 46 Frequency shifts normalized by the mode inertia as a function of frequency normalized by ν_{\max} for four *Kepler* targets. The solid red line is the result of a sine-wave fitting. The black dotted line is the average of the frequency shifts while the blue dashed line is the results of doing a linear fit. Image reproduced with permission from Salabert et al. (2018), copyright by ESO

modes, i.e., in a thin layer very close to the photosphere. Otherwise, an oscillatory signal would be expected as was first discussed by Goldreich et al. (1991). They explained the apparent oscillatory signal superimposed on the linear dependence of the frequency shifts with frequency in the Sun as the consequence of a perturbation located near the He I ionization zone. This depth was found by analyzing the periodicity of this oscillatory signal. Later, Gough (1994) proposed that the perturbation was much deeper and that it was due to changes in the acoustic glitch of the He II ionization layer. Indeed several authors have found variations in the amplitude of the depression in the adiabatic index, Γ_1 , at this ionization layer that could be the consequence of the changing activity on the equation of state of the gas in that layer (Basu and Mandel 2004; Verner et al. 2006).

Salabert et al. (2018) found that in four stars of the *Kepler* sample (KIC 5184732, KIC 8006161, KIC 8379927, and KIC 11081729), the frequency shifts normalized by the mode inertia show an oscillatory behavior instead of a linear one (see Fig. 46). Before deriving firm conclusions about the positions and mechanisms responsible for the frequency shifts in stars, it is necessary to better determine these frequency shifts as a function of frequency (with smaller uncertainties) as well as in a larger number of stars. However, it seems that the picture is much more complicated than was outlined from the analysis of the Sun.

9 Conclusions and perspectives

In this work we have reviewed the theory behind the asteroseismic techniques applied to study main-sequence solar-like dwarfs, as well as the latest results obtained from

ground-based and space-borne missions such as CoRoT, *Kepler*, K2 and TESS. This is a young research topic that has reached its constant pace during the last decade.

It has been shown that asteroseismology of MS solar-like stars is providing strong constraints about the structure and dynamics from the surface to the core of stars. It is possible today to infer masses, radii and ages with a precision and accuracy never reached before. This is impacting many fields in stellar astronomy. For example, precise and accurate ages of field stars at all stages of evolution in the main sequence have shown that stars seem to stop braking when they reach a given Rossby number and from there, they seem to continue with a quite constant surface rotation (van Saders et al. 2016). This could be the consequence of a change in the properties of external magnetism, which could also impact stellar magnetic cycles (Metcalf and van Saders 2017) and the possibility of giving a correct age to middle aged stars through gyrochronology. An extended sample of stars and complementary ground-based observations of the magnetic activity will be necessary to progress in this area.

Asteroseismology is also helping to improve exoplanet research (for a full review on the synergies between asteroseismology and exoplanetary science see Huber 2018). For example, precise stellar ages are a key parameter to date the full planetary systems and thus, better understand the theory of formation and evolution of planet-hosting stars and the extrasolar planet systems as a whole. The asteroseismic improvement in the determination of stellar radius is directly impacting the precision of planet radius extracted with the transit method. Thanks to this new increased precision, it is now possible to properly characterize the so-called “radius valley” or “photoevaporation desert” at around $2 R_{\oplus}$ (Lundkvist et al. 2016; Van Eylen et al. 2018a). Finally we mention that the combination of transit photometry with asteroseismology allows a systematic measurement of orbital eccentricities of transiting planets (e.g. Van Eylen and Albrecht 2015), which was only possible before in relatively large gas-giant planets, or for multiplanet systems where the effects of eccentricities and masses could be successfully distinguished,

New internal rotation profiles have encouraged stellar astrophysicists to study angular momentum transport and efficient mixing processes and develop new mechanisms explaining the quasi-uniform rotation found in the outer part of the radiative zone, the external convective zone and the surface.

In conclusion, asteroseismology of solar-type stars is in very good shape. At the time of writing these conclusions, the community is actively analyzing K2 data, where dozens of new pulsators are foreseen, as well as the first two sectors of TESS data that are already available. New missions will contribute to enhance our known sample of pulsating star. The future is already here because of the work engaged to prepare the ESA’s M3 PLATO mission, which will be able to characterize tens of thousand of these MS cool dwarfs after 2026 for which many of them will be planet hosts. Asteroseismology of MS solar-like dwarfs is just at the dawn of its potential.

Acknowledgements The authors wish to thank the entire SoHO, CoRoT and *Kepler* teams, without whom many of the results presented in this review would not be possible. The authors received funding from the European Community seventh programme ([FP7/2007-2013]) under Grant Agreement No. 312844 (SPACEINN) and under Grant Agreement No. 269194 (IRSES/ASK). The authors also acknowledges funding from the CNES. RAG acknowledges the ANR (Agence Nationale de la Recherche, France) program

Table 1 Large frequency spacing, effective temperature and references of the stars shown in Fig. 22

Identifier	T_{eff} (°C)	$\Delta\nu$ (μHz)	Reference
Sun	5777	135.0	
1430163	6796	84.60	Chaplin et al. (2014a)
1435467	6433	70.80	Chaplin et al. (2014a)
1725815	6550	55.40	Chaplin et al. (2014a)
2010607	6361	42.50	Chaplin et al. (2014a)
2309595	5238	39.30	Chaplin et al. (2014a)
2450729	6029	61.90	Chaplin et al. (2014a)
2837475	6688	75.10	Chaplin et al. (2014a)
2849125	6158	41.40	Chaplin et al. (2014a)
2852862	6417	53.80	Chaplin et al. (2014a)
...			

A complete version of this table is available online in the supplementary material

IDEE (No. ANR-12-BS05-0008) “Interaction Des Étoiles et des Exoplanètes”. The authors also want to thank John Leibacher who did a thorough lecture of the manuscript helping us to improve the manuscript.

Open Access This article is distributed under the terms of the Creative Commons Attribution 4.0 International License (<http://creativecommons.org/licenses/by/4.0/>), which permits unrestricted use, distribution, and reproduction in any medium, provided you give appropriate credit to the original author(s) and the source, provide a link to the Creative Commons license, and indicate if changes were made.

Appendix A

In Table 1, the values of the large frequency spacing and the effective temperature used to plot Fig. 22 are listed, as well as the references where these values are from. A complete version of this table is available online in the supplementary material.

References

- Aerts C, Christensen-Dalsgaard J, Kurtz DW (2010) *Asteroseismology*. Astronomy and Astrophysics Library, Springer, Dordrecht. <https://doi.org/10.1007/978-1-4020-5803-5>
- Aigrain S, Llama J, Ceillier T, das Chagas ML, Davenport JRA, García RA, Hay KL, Lanza AF, McQuillan A, Mazeh T, de Medeiros JR, Nielsen MB, Reinhold T (2015) Testing the recovery of stellar rotation signals from Kepler light curves using a blind hare-and-hounds exercise. *MNRAS* 450:3211–3226. <https://doi.org/10.1093/mnras/stv853>. [arXiv:1504.04029](https://arxiv.org/abs/1504.04029)
- Anguera Gubau M, Pallé PL, Pérez Hernández F, Régulo C, Roca Cortés T (1992) The low l solar p-mode spectrum at maximum and minimum solar activity. *A&A* 255:363–372
- Appourchaux T (2014) A crash course on data analysis in asteroseismology. In: Pallé PL, Esteban C (eds) *Asteroseismology: XXII Canary Islands Winter School of Astrophysics*. Cambridge University Press, Cambridge, pp 123–162. <https://doi.org/10.1017/CBO9781139333696.006>
- Appourchaux T, Gizon L, Rabello-Soares MC (1998) The art of fitting p-mode spectra. I. Maximum likelihood estimation. *A&AS* 132:107–119 [arXiv:astro-ph/9710082](https://arxiv.org/abs/astro-ph/9710082)
- Appourchaux T, Michel E, Auvergne M, Baglin A, Toutain T, Baudin F, Benomar O, Chaplin WJ, Deheuvels S, Samadi R, Verner GA, Boumier P, García RA, Mosser B, Hulot JC, Ballot J, Barban C, Elsworth

- Y, Jiménez-Reyes SJ, Kjeldsen H, Régulo C, Roxburgh IW (2008) CoRoT sounds the stars: p-mode parameters of Sun-like oscillations on HD 49933. *A&A* 488:705–714. <https://doi.org/10.1051/0004-6361:200810297>
- Appourchaux T, Belkacem K, Broomhall A, Chaplin WJ, Gough DO, Houdek G, Provost J, Baudin F, Boumier P, Elsworth Y, García RA, Andersen BN, Finsterle W, Fröhlich C, Gabriel A, Grec G, Jiménez A, Kosovichev A, Sekii T, Toutain T, Turck-Chièze S (2010) The quest for the solar g modes. *A&AR* 18:197–277. <https://doi.org/10.1007/s00159-009-0027-z>. arXiv:0910.0848
- Appourchaux T, Benomar O, Gruberbauer M, Chaplin WJ, García RA, Handberg R, Verner GA, Antia HM, Campante TL, Davies GR, Deheuvels S, Hekker S, Howe R, Salabert D, Bedding TR, White TR, Houdek G, Silva Aguirre V, Elsworth YP, van Cleve J, Clarke BD, Hall JR, Kjeldsen H (2012) Oscillation mode linewidths of main-sequence and subgiant stars observed by Kepler. *A&A* 537:A134. <https://doi.org/10.1051/0004-6361/201118496>. arXiv:1112.3295
- Appourchaux T, Antia HM, Benomar O, Campante TL, Davies GR, Handberg R, Howe R, Régulo C, Belkacem K, Houdek G, García RA, Chaplin WJ (2014) Oscillation mode linewidths and heights of 23 main-sequence stars observed by Kepler. *A&A* 566:A20. <https://doi.org/10.1051/0004-6361/201323317>. arXiv:1403.7046
- Appourchaux T, Antia HM, Ball W, Creevey O, Lebreton Y, Verma K, Vorontsov S, Campante TL, Davies GR, Gaulme P, Régulo C, Horch E, Howell S, Everett M, Ciardi D, Fossati L, Miglio A, Montalbán J, Chaplin WJ, García RA, Gizon L (2015) A seismic and gravitationally bound double star observed by Kepler: implication for the presence of a convective core. *A&A* 582:A25. <https://doi.org/10.1051/0004-6361/201526610>
- Appourchaux T, Antia HM, Benomar O, Campante TL, Davies GR, Handberg R, Howe R, Régulo C, Belkacem K, Houdek G, García RA, Chaplin WJ (2016) Oscillation mode linewidths and heights of 23 main-sequence stars observed by Kepler (Corrigendum). *A&A* 595:C2. <https://doi.org/10.1051/0004-6361/201323317e>
- Arentoft T, Kjeldsen H, Bedding TR, Bazot M, Christensen-Dalsgaard J, Dall TH, Karoff C, Carrier F, Eggenberger P, Sosnowska D, Wittenmyer RA, Endl M, Metcalfe TS, Hekker S, Reffert S, Butler RP, Bruntt H, Kiss LL, O'Toole SJ, Kambe E, Ando H, Izumiura H, Sato B, Hartmann M, Hatzes A, Bouchy F, Mosser B, Appourchaux T, Barban C, Berthomieu G, García RA, Michel E, Provost J, Turck-Chièze S, Martić M, Lebrun JC, Schmitt J, Bertaux JL, Bonanno A, Benatti S, Claudi RU, Cosentino R, Leccia S, Frandsen S, Brogaard K, Glowienka L, Grundahl F, Stempels E (2008) A multisite campaign to measure solar-like oscillations in Procyon. I. Observations, data reduction, and slow variations. *ApJ* 687:1180–1190. <https://doi.org/10.1086/592040>. arXiv:0807.3794
- Arentoft T, Grundahl F, White TR, Slumstrup D, Handberg R, Lund MN, Brogaard K, Andersen MF, Silva Aguirre V, Zhang C (2019) Asteroseismology of the Hyades red giant and planet host ϵ Tauri. *A&A* 622:A190. <https://doi.org/10.1051/0004-6361/201834690>. arXiv:1901.06187
- Augustson KC, Mathis S (2018) Perturbations of stellar oscillations: a general magnetic field. In: Di Matteo P et al (eds) *SF2A 2018*, pp 113–116. arXiv:1811.04416
- Aurière M (2003) Stellar polarimetry with NARVAL. In: Arnaud J, Meunier N (ed) *Magnetism and Activity of the Sun and Stars*. EAS Publication Series, vol 9. EDP Sciences, p 105. <https://doi.org/10.1051/eas:2003091>
- Baglin A, Auvergne M, Boisnard L, Lam-Trong T, Barge P, Catala C, Deleuil M, Michel E, Weiss W (2006) CoRoT: a high precision photometer for stellar evolution and exoplanet finding. In: 36th COSPAR scientific assembly, COSPAR, plenary meeting, vol 36, p 3749
- Bai T, Sturrock PA (1993) Evidence for a fundamental period of the Sun and its relation to the 154 day complex of periodicities. *ApJ* 409:476–486. <https://doi.org/10.1086/172680>
- Baliunas S, Soon W (1995) Are variations in the length of the activity cycle related to changes in brightness in solar-type stars? *ApJ* 450:896. <https://doi.org/10.1086/176193>
- Ball WH, Gizon L (2014) A new correction of stellar oscillation frequencies for near-surface effects. *A&A* 568:A123. <https://doi.org/10.1051/0004-6361/201424325>. arXiv:1408.0986
- Ball WH, Gizon L (2017) Surface-effect corrections for oscillation frequencies of evolved stars. *A&A* 600:A128. <https://doi.org/10.1051/0004-6361/201630260>. arXiv:1702.02570
- Ball WH, Beeck B, Cameron RH, Gizon L (2016) MESA meets MURaM. Surface effects in main-sequence solar-like oscillators computed using three-dimensional radiation hydrodynamics simulations. *A&A* 592:A159. <https://doi.org/10.1051/0004-6361/201628300>. arXiv:1606.02713
- Ballot J (2010) Current methods for analyzing light curves of solar-like stars. *Astron Nachr* 331:933. <https://doi.org/10.1002/asna.201011430>. arXiv:1008.0495

- Ballot J, Turck-Chièze S, García RA (2004) Seismic extraction of the convective extent in solar-like stars. The observational point of view. *A&A* 423:1051–1061. <https://doi.org/10.1051/0004-6361:20035898>
- Ballot J, García RA, Lambert P (2006) Rotation speed and stellar axis inclination from p modes: how CoRoT would see other suns. *MNRAS* 369:1281–1286. <https://doi.org/10.1111/j.1365-2966.2006.10375.x>. [arXiv:astro-ph/0603671](https://arxiv.org/abs/astro-ph/0603671)
- Ballot J, Appourchaux T, Toutain T, Guittet M (2008) On deriving p-mode parameters for inclined solar-like stars. *A&A* 486:867–875. <https://doi.org/10.1051/0004-6361/20079343>. [arXiv:0803.0885](https://arxiv.org/abs/astro-ph/0803088) [astro-ph]
- Ballot J, Barban C, van't Veer-Menneret C (2011a) Visibilities and bolometric corrections for stellar oscillation modes observed by Kepler. *A&A* 531:A124. <https://doi.org/10.1051/0004-6361/201016230>. [arXiv:1105.4557](https://arxiv.org/abs/1105.4557)
- Ballot J, Gizon L, Samadi R, Vauclair G, Benomar O, Bruntt H, Mosser B, Stahn T, Verner GA, Campante TL, García RA, Mathur S, Salabert D, Gaulme P, Régulo C, Roxburgh IW, Appourchaux T, Baudin F, Catala C, Chaplin WJ, Deheuvels S, Michel E, Bazot M, Creevey O, Dolez N, Elsworth Y, Sato KH, Vauclair S, Auvergne M, Baglin A (2011b) Accurate p-mode measurements of the G0V metal-rich CoRoT target HD 52265. *A&A* 530:A97. <https://doi.org/10.1051/0004-6361/201116547>. [arXiv:1105.3551](https://arxiv.org/abs/1105.3551)
- Balmforth NJ (1992) Solar pulsational stability—III. Acoustical excitation by turbulent convection. *MNRAS* 255:639
- Barban C, Deheuvels S, Baudin F, Appourchaux T, Auvergne M, Ballot J, Boumier P, Chaplin WJ, García RA, Gaulme P, Michel E, Mosser B, Régulo C, Roxburgh IW, Verner G, Baglin A, Catala C, Samadi R, Bruntt H, Elsworth Y, Mathur S (2009) Solar-like oscillations in HD 181420: data analysis of 156 days of CoRoT data. *A&A* 506:51–56. <https://doi.org/10.1051/0004-6361/200911937>
- Barban C, Deheuvels S, Goupil MJ, Lebreton Y, Mathur S, Michel E, Morel T, Ballot J, Baudin F, Belkacem K, Benomar O, Boumier P, Davies GR, García RA, Hall MP, Mosser B, Poretti E, Régulo C, Roxburgh I, Samadi R, Verner G, the CoRoT Team (2013) Solar-like oscillations in distant stars as seen by CoRoT: the special case of HD 42618, a solar sister. *J Phys Conf Ser* 440:012030. <https://doi.org/10.1088/1742-6596/440/1/012030>
- Basri G, Walkowicz LM, Batalha N, Gilliland RL, Jenkins J, Borucki WJ, Koch D, Caldwell D, Dupree AK, Latham DW, Meibom S, Howell S, Brown T (2010) Photometric variability in Kepler target stars: the Sun among stars, a first look. *ApJ* 713:L155–L159. <https://doi.org/10.1088/2041-8205/713/2/L155>. [arXiv:1001.0414](https://arxiv.org/abs/1001.0414)
- Basri G, Walkowicz LM, Batalha N, Gilliland RL, Jenkins J, Borucki WJ, Koch D, Caldwell D, Dupree AK, Latham DW, Marcy GW, Meibom S, Brown T (2011) Photometric variability in Kepler target stars. II. An overview of amplitude, periodicity, and rotation in first quarter data. *AJ* 141:20. <https://doi.org/10.1088/0004-6256/141/1/20>. [arXiv:1008.1092](https://arxiv.org/abs/1008.1092)
- Basri G, Walkowicz LM, Reiners A (2013) Comparison of Kepler photometric variability with the Sun on different timescales. *ApJ* 769:37. <https://doi.org/10.1088/0004-637X/769/1/37>
- Basu S (1997) Seismology of the base of the solar convection zone. *MNRAS* 288:572–584. <https://doi.org/10.1093/mnras/288.3.572>
- Basu S (2016) Global seismology of the Sun. *Living Rev Sol Phys* 13:2. <https://doi.org/10.1007/s41116-016-0003-4>. [arXiv:1606.07071](https://arxiv.org/abs/1606.07071)
- Basu S, Mandel A (2004) Does solar structure vary with solar magnetic activity? *ApJ* 617:L155–L158. <https://doi.org/10.1086/427435>. [arXiv:astro-ph/0411427](https://arxiv.org/abs/astro-ph/0411427)
- Basu S, Antia HM, Narasimha D (1994) Helioseismic measurement of the extent of overshoot below the solar convection zone. *MNRAS* 267:209. <https://doi.org/10.1093/mnras/267.1.209>
- Basu S, Christensen-Dalsgaard J, Chaplin WJ, Elsworth Y, Isaak GR, New R, Schou J, Thompson MJ, Tomczyk S (1997) Solar internal sound speed as inferred from combined BiSON and LOWL oscillation frequencies. *MNRAS* 292:243 [arXiv:astro-ph/9702105](https://arxiv.org/abs/astro-ph/9702105)
- Basu S, Chaplin WJ, Elsworth Y, New R, Serenelli AM (2009) Fresh insights on the structure of the solar core. *ApJ* 699:1403–1417. <https://doi.org/10.1088/0004-637X/699/2/1403>. [arXiv:0905.0651](https://arxiv.org/abs/0905.0651)
- Basu S, Broomhall AM, Chaplin WJ, Elsworth Y (2012) Thinning of the Sun's magnetic layer: the peculiar solar minimum could have been predicted. *ApJ* 758:43. <https://doi.org/10.1088/0004-637X/758/1/43>. [arXiv:1208.5493](https://arxiv.org/abs/1208.5493)
- Baudin F, Barban C, Belkacem K, Hekker S, Morel T, Samadi R, Benomar O, Goupil MJ, Carrier F, Ballot J, Deheuvels S, De Ridder J, Hatzes AP, Kallinger T, Weiss WW (2011) Amplitudes and lifetimes of solar-like oscillations observed by CoRoT. Red-giant versus main-sequence stars. *A&A* 529:A84. <https://doi.org/10.1051/0004-6361/201014037>. [arXiv:1102.1896](https://arxiv.org/abs/1102.1896)

- Bazot M, Ireland MJ, Huber D, Bedding TR, Broomhall AM, Campante TL, Carfantan H, Chaplin WJ, Elsworth Y, Meléndez J, Petit P, Théado S, van Grootel V, Arentoft T, Asplund M, Castro M, Christensen-Dalsgaard J, Do Nascimento JD, Dintrans B, Dumusque X, Kjeldsen H, McAlister HA, Metcalfe TS, Monteiro MJPFPG, Santos NC, Sousa S, Sturmann J, Sturmann L, Ten Brummelaar TA, Turner N, Vauclair S (2011) The radius and mass of the close solar twin 18 Scorpii derived from asteroseismology and interferometry. *A&A* 526:L4. <https://doi.org/10.1051/0004-6361/201015679>
- Bazot M, Christensen-Dalsgaard J, Gizon L, Benomar O (2016) On the uncertain nature of the core of α Cen A. *MNRAS* 460:1254–1269. <https://doi.org/10.1093/mnras/stw921>. arXiv:1603.07583
- Beck PG, Bedding TR, Mosser B, Stello D, Garcia RA, Kallinger T, Hekker S, Elsworth Y, Frandsen S, Carrier F, De Ridder J, Aerts C, White TR, Huber D, Dupret M, Montalbán J, Miglio A, Noels A, Chaplin WJ, Kjeldsen H, Christensen-Dalsgaard J, Gilliland RL, Brown TM, Kawaler SD, Mathur S, Jenkins JM (2011) Kepler detected gravity-mode period spacings in a red giant star. *Science* 332:205. <https://doi.org/10.1126/science.1201939>
- Beck PG, do Nascimento JD Jr, Duarte T, Salabert D, Tkachenko A, Mathis S, Mathur S, García RA, Castro M, Pallé PL, Egeland R, Montes D, Creevey O, Andersen MF, Kamath D, van Winckel H (2017) Lithium abundance and rotation of seismic solar analogues. Solar and stellar connection from Kepler and Hermes observations. *A&A* 602:A63. <https://doi.org/10.1051/0004-6361/201629820>. arXiv:1702.01152
- Bedding TR (2014) Solar-like oscillations: an observational perspective. In: Pallé PL, Esteban C (eds) *Asteroseismology: XXII Canary Islands Winter School of Astrophysics*. Cambridge University Press, Cambridge, pp 60–86
- Bedding TR, Kjeldsen H (2003) Solar-like oscillations. *Publ Astron Soc Australia* 20:203–212. <https://doi.org/10.1071/AS03025>. arXiv:astro-ph/0305425
- Bedding TR, Kjeldsen H (2007) Observations of solar-like oscillations. *Commun Asteroseism* 150:106. <https://doi.org/10.1553/cia150s106>. arXiv:0705.1376
- Bedding TR, Kjeldsen H, Butler RP, McCarthy C, Marcy GW, O'Toole SJ, Tinney CG, Wright JT (2004) Oscillation frequencies and mode lifetimes in α Centauri A. *ApJ* 614:380–385. <https://doi.org/10.1086/423484>. arXiv:astro-ph/0406471
- Bedding TR, Kjeldsen H, Bouchy F, Bruntt H, Butler RP, Buzasi DL, Christensen-Dalsgaard J, Frandsen S, Lebrun JC, Martić M, Schou J (2005) The non-detection of oscillations in Procyon by MOST: Is it really a surprise? *A&A* 432:L43–L48. <https://doi.org/10.1051/0004-6361:200500019>. arXiv:astro-ph/0501662
- Bedding TR, Butler RP, Carrier F, Bouchy F, Brewer BJ, Eggenberger P, Grundahl F, Kjeldsen H, McCarthy C, Nielsen TB, Retter A, Tinney CG (2006) Solar-like oscillations in the metal-poor subgiant ν Indi: constraining the mass and age using asteroseismology. *ApJ* 647:558–563. <https://doi.org/10.1086/505295>. arXiv:astro-ph/0604453
- Bedding TR, Kjeldsen H, Arentoft T, Bouchy F, Brandbyge J, Brewer BJ, Butler RP, Christensen-Dalsgaard J, Dall T, Frandsen S, Karoff C, Kiss LL, Monteiro MJPFPG, Pijpers FP, Teixeira TC, Tinney CG, Baldry IK, Carrier F, O'Toole SJ (2007) Solar-like oscillations in the G2 subgiant β hydri from dual-site observations. *ApJ* 663:1315–1324. <https://doi.org/10.1086/518593>. arXiv:astro-ph/0703747
- Bedding TR, Huber D, Stello D, Elsworth YP, Hekker S, Kallinger T, Mathur S, Mosser B, Preston HL, Ballot J, Barban C, Broomhall AM, Buzasi DL, Chaplin WJ, García RA, Gruberbauer M, Hale SJ, De Ridder J, Frandsen S, Borucki WJ, Brown T, Christensen-Dalsgaard J, Gilliland RL, Jenkins JM, Kjeldsen H, Koch D, Belkacem K, Bildsten L, Bruntt H, Campante TL, Deheuvels S, Derekas A, Dupret M, Goupil M, Hatzes A, Houdek G, Ireland MJ, Jiang C, Karoff C, Kiss LL, Lebreton Y, Miglio A, Montalbán J, Noels A, Roxburgh IW, Sangaralingam V, Stevens IR, Suran MD, Tarrant NJ, Weiss A (2010a) Solar-like oscillations in low-luminosity red giants: first results from Kepler. *ApJ* 713:L176–L181. <https://doi.org/10.1088/2041-8205/713/2/L176>. arXiv:1001.0229
- Bedding TR, Kjeldsen H, Campante TL, Appourchaux T, Bonanno A, Chaplin WJ, García RA, Martić M, Mosser B, Butler RP, Bruntt H, Kiss LL, O'Toole SJ, Kambe E, Ando H, Izumiura H, Sato B, Hartmann M, Hatzes A, Barban C, Berthomieu G, Michel E, Provost J, Turck-Chièze S, Lebrun J, Schmitt J, Bertaux J, Benatti S, Claudi RU, Cosentino R, Leccia S, Frandsen S, Brogaard K, Glowienka L, Grundahl F, Stempels E, Arentoft T, Bazot M, Christensen-Dalsgaard J, Dall TH, Karoff C, Lundgren-Nielsen J, Carrier F, Eggenberger P, Sosnowska D, Wittenmyer RA, Endl M, Metcalfe TS, Hekker S, Reffert S (2010b) A multi-site campaign to measure solar-like oscillations in Procyon. II. Mode frequencies. *ApJ* 713:935–949. <https://doi.org/10.1088/0004-637X/713/2/935>. arXiv:1003.0052

- Bedding TR, Mosser B, Huber D, Montalbán J, Beck P, Christensen-Dalsgaard J, Elsworth YP, García RA, Miglio A, Stello D, White TR, De Ridder J, Hekker S, Aerts C, Barban C, Belkacem K, Broomhall A, Brown TM, Buzasi DL, Carrier F, Chaplin WJ, di Mauro MP, Dupret M, Frandsen S, Gilliland RL, Goupil M, Jenkins JM, Kallinger T, Kawaler S, Kjeldsen H, Mathur S, Noels A, Aguirre VS, Ventura P (2011) Gravity modes as a way to distinguish between hydrogen- and helium-burning red giant stars. *Nature* 471:608–611. <https://doi.org/10.1038/nature09935>. arXiv:1103.5805
- Belkacem K, Samadi R, Goupil MJ, Dupret MA (2008) Stochastic excitation of non-radial modes. I. High-angular-degree p modes. *A&A* 478:163–174. <https://doi.org/10.1051/0004-6361/20077775>. arXiv:0710.1039
- Belkacem K, Goupil MJ, Dupret MA, Samadi R, Baudin F, Noels A, Mosser B (2011) The underlying physical meaning of the $\nu_{\max}-\nu_c$ relation. *A&A* 530:A142. <https://doi.org/10.1051/0004-6361/201116490>. arXiv:1104.0630
- Belkacem K, Dupret MA, Baudin F, Appourchaux T, Marques JP, Samadi R (2012) Damping rates of solar-like oscillations across the HR diagram. Theoretical calculations confronted to CoRoT and Kepler observations. *A&A* 540:L7. <https://doi.org/10.1051/0004-6361/201218890>. arXiv:1203.1737
- Belkacem K, Samadi R, Mosser B, Goupil MJ, Ludwig HG (2013) On the seismic scaling relations $\Delta\nu-\rho$ and $\nu_{\max}-\nu_c$. In: Shibahashi H, Lynas-Gray AE (eds) Progress in Physics of the Sun and Stars. Astronomical Society of the Pacific, San Francisco, ASP conference series, vol 479, p 61 arXiv:1307.3132
- Bellinger EP, Basu S, Hekker S, Ball WH (2017) Model-independent measurement of internal stellar structure in 16 Cygni A and B. *ApJ* 851:80. <https://doi.org/10.3847/1538-4357/aa9848>. arXiv:1710.11487
- Benevolenskaya EE (1995) Double magnetic cycle of solar activity. *Sol Phys* 161:1–8. <https://doi.org/10.1007/BF00732080>
- Benomar O, Appourchaux T, Baudin F (2009a) The solar-like oscillations of HD 49933: a Bayesian approach. *A&A* 506:15–32. <https://doi.org/10.1051/0004-6361/200911657>
- Benomar O, Baudin F, Campante TL, Chaplin WJ, García RA, Gaulme P, Toutain T, Verner GA, Appourchaux T, Ballot J, Barban C, Elsworth Y, Mathur S, Mosser B, Régulo C, Roxburgh IW, Auvergne M, Baglin A, Catala C, Michel E, Samadi R (2009b) A fresh look at the seismic spectrum of HD49933: analysis of 180 days of CoRoT photometry. *A&A* 507:L13–L16. <https://doi.org/10.1051/0004-6361/200913111>. arXiv:0910.3060
- Benomar O, Bedding TR, Stello D, Deheuvels S, White TR, Christensen-Dalsgaard J (2012) Masses of subgiant stars from asteroseismology using the coupling strengths of mixed modes. *ApJ* 745:L33. <https://doi.org/10.1088/2041-8205/745/2/L33>. arXiv:1201.1067
- Benomar O, Masuda K, Shibahashi H, Suto Y (2014) Determination of three-dimensional spin-orbit angle with joint analysis of asteroseismology, transit lightcurve, and the Rossiter–McLaughlin effect: cases of HAT-P-7 and Kepler-25. *PASJ* 66:94. <https://doi.org/10.1093/pasj/psu069>. arXiv:1407.7332
- Benomar O, Takata M, Shibahashi H, Ceillier T, García RA (2015) Nearly uniform internal rotation of solar-like main-sequence stars revealed by space-based asteroseismology and spectroscopic measurements. *MNRAS* 452:2654–2674. <https://doi.org/10.1093/mnras/stv1493>. arXiv:1507.01140
- Benomar O, Goupil M, Belkacem K, Appourchaux T, Nielsen MB, Bazot M, Gizon L, Hanasoge S, Sreenivasan KR, Marchand B (2018) Asymmetry of line profiles of stellar oscillations measured by Kepler for ensembles of solar-like oscillators: impact on mode frequencies and dependence on effective temperature. *ApJ* 857:119. <https://doi.org/10.3847/1538-4357/aab9b7>. arXiv:1804.06117
- Berdyugina SV (2005) Starspots: a key to the stellar dynamo. *Living Rev Sol Phys*. <https://doi.org/10.12942/lrsp-2005-8>
- Bessolaz N, Brun AS (2011) Hunting for giant cells in deep stellar convective zones using wavelet analysis. *ApJ* 728:115. <https://doi.org/10.1088/0004-637X/728/2/115>. arXiv:1101.1943
- Bhattacharya J, Hanasoge S, Antia HM (2015) Frequency shifts of resonant modes of the Sun due to near-surface convective scattering. *ApJ* 806:246. <https://doi.org/10.1088/0004-637X/806/2/246>. arXiv:1505.04048
- Böhm-Vitense E (2007) Chromospheric activity in G and K main-sequence stars, and what it tells us about stellar dynamos. *ApJ* 657:486–493. <https://doi.org/10.1086/510482>
- Bonanno A, Benatti S, Claudi R, Desidera S, Gratton R, Leccia S, Paternò L (2008) Detection of solar-like oscillations in the G5 subgiant μ Her. *ApJ* 676:1248–1253. <https://doi.org/10.1086/528946>. arXiv:0801.4446
- Borucki WJ, Koch D, Basri G, Batalha N, Brown T, Caldwell D, Caldwell J, Christensen-Dalsgaard J, Cochran WD, DeVore E, Dunham EW, Dupree AK, Gautier TN, Geary JC, Gilliland R, Gould A, Howell SB, Jenkins JM, Kondo Y, Latham DW, Marcy GW, Meibom S, Kjeldsen H, Lissauer JJ,

- Monet DG, Morrison D, Sasselov D, Tarter J, Boss A, Brownlee D, Owen T, Buzasi D, Charbonneau D, Doyle L, Fortney J, Ford EB, Holman MJ, Seager S, Steffen JH, Welsh WF, Rowe J, Anderson H, Buchhave L, Ciardi D, Walkowicz L, Sherry W, Horch E, Isaacson H, Everett ME, Fischer D, Torres G, Johnson JA, Endl M, MacQueen P, Bryson ST, Dotson J, Haas M, Kolodziejczak J, Van Cleve J, Chandrasekaran H, Twicken JD, Quintana EV, Clarke BD, Allen C, Li J, Wu H, Tenenbaum P, Verner E, Bruhweiler F, Barnes J, Prsa A (2010) Kepler planet-detection mission: introduction and first results. *Science* 327:977. <https://doi.org/10.1126/science.1185402>
- Bouchy F, Carrier F (2001) P-mode observations on α Cen A. *A&A* 374:L5–L8. <https://doi.org/10.1051/0004-6361:20010792>. arXiv:astro-ph/0107099
- Bouchy F, Carrier F (2002) The acoustic spectrum of α Cen A. *A&A* 390:205–212. <https://doi.org/10.1051/0004-6361:20020706>. arXiv:astro-ph/0206051
- Bouchy F, Maeder A, Mayor M, Megevand D, Pepe F, Sosnowska D (2004) Oscillations on the star Procyon. *Nature* 432. arXiv:astro-ph/0510303
- Bouchy F, Bazot M, Santos NC, Vauclair S, Sosnowska D (2005) Asteroseismology of the planet-hosting star μ Arae. I. The acoustic spectrum. *A&A* 440:609–614. <https://doi.org/10.1051/0004-6361:20052697>. arXiv:astro-ph/0504043
- Boumier P, Benomar O, Baudin F, Verner G, Appourchaux T, Lebreton Y, Gaulme P, Chaplin W, García RA, Hekker S, Regulo C, Salabert D, Stahn T, Elsworth Y, Gizon L, Hall M, Mathur S, Michel E, Morel T, Mosser B, Poretti E, Rainer M, Roxburgh I, do Nascimento JD Jr, Samadi R, Auvergne M, Chaintreuil S, Baglin A, Catala C (2014) Seismic analysis of HD 43587Aa, a solar-like oscillator in a multiple system. *A&A* 564:A34. <https://doi.org/10.1051/0004-6361/201322478>. arXiv:1402.5053
- Brandenburg A, Saar SH, Turpin CR (1998) Time evolution of the magnetic activity cycle period. *ApJ* 498:L51. <https://doi.org/10.1086/311297>
- Brandenburg A, Mathur S, Metcalfe TS (2017) Evolution of co-existing long and short period stellar activity cycles. *ApJ* 845:79. <https://doi.org/10.3847/1538-4357/aa7cfa>. arXiv:1704.09009
- Brassard P, Charpinet S (2008) PULSE: a finite element code for solving adiabatic nonradial pulsation equations. *Ap&SS* 316:107–112. <https://doi.org/10.1007/s10509-007-9733-z>
- Brito A, Lopes I (2017) The CoRoT target HD 49933: a possible seismic signature of heavy elements ionization in the deep convective zone. *MNRAS* 466:2123–2130. <https://doi.org/10.1093/mnras/stw3241>. arXiv:1612.04903
- Broomhall A, Chaplin WJ, Elsworth Y, Fletcher ST, New R (2009) Is the current lack of solar activity only skin deep? *ApJ* 700:L162–L165. <https://doi.org/10.1088/0004-637X/700/2/L162>. arXiv:0907.3417
- Broomhall AM, Chaplin WJ, Elsworth Y, New R (2011a) Solar-cycle variations of large frequency separations of acoustic modes: implications for asteroseismology. *MNRAS* 413:2978–2986. <https://doi.org/10.1111/j.1365-2966.2011.18375.x>. arXiv:1102.0906
- Broomhall AM, Fletcher ST, Salabert D, Basu S, Chaplin WJ, Elsworth Y, García RA, Jiménez A, New R (2011b) Are short-term variations in solar oscillation frequencies the signature of a second solar dynamo? *J Phys Conf Ser* 271(1):012025. <https://doi.org/10.1088/1742-6596/271/1/012025>. arXiv:1012.4933
- Broomhall AM, Pugh CE, Nakariakov VM (2015) Solar cycle variations in the powers and damping rates of low-degree solar acoustic oscillations. *Adv Space Res* 56:2706–2712. <https://doi.org/10.1016/j.asr.2015.04.018>
- Brown TM, Gilliland RL, Noyes RW, Ramsey LW (1991) Detection of possible p-mode oscillations on Procyon. *ApJ* 368:599–609. <https://doi.org/10.1086/169725>
- Brun AS, Miesch MS, Toomre J (2004) Global-scale turbulent convection and magnetic dynamo action in the solar envelope. *ApJ* 614:1073–1098. <https://doi.org/10.1086/423835>
- Brun AS, Strugarek A, Varela J, Matt SP, Augustson KC, Emeriau C, DoCao OL, Brown B, Toomre J (2017) On Differential Rotation and Overshooting in Solar-like Stars. *ApJ* 836:192. <https://doi.org/10.3847/1538-4357/aa5c40>. arXiv:1702.06598
- Buldgen G, Reese DR, Dupret MA (2016a) Constraints on the structure of 16 Cygni A and 16 Cygni B using inversion techniques. *A&A* 585:A109. <https://doi.org/10.1051/0004-6361/201527032>. arXiv:1507.06465
- Buldgen G, Salmon SJAJ, Reese DR, Dupret MA (2016b) In-depth study of 16CygB using inversion techniques. *A&A* 596:A73. <https://doi.org/10.1051/0004-6361/201628773>. arXiv:1608.05546
- Buldgen G, Reese DR, Dupret MA (2018) Constraining convective regions with asteroseismic linear structural inversions. *A&A* 609:A95. <https://doi.org/10.1051/0004-6361/201730693>. arXiv:1711.05031

- Buzasi D, Catanzarite J, Laher R, Conrow T, Shupe D, Gautier TN III, Kreidl T, Everett D (2000) The detection of multimodal oscillations on α Ursae Majoris. *ApJ* 532:L133–L136. <https://doi.org/10.1086/312573>. arXiv:astro-ph/0002512
- Buzasi D, Lezcano A, Preston HL (2016) Rotation, activity, and stellar obliquities in a large uniform sample of Kepler solar analogs. *J Space Weather Space Clim* 6(27):A38. <https://doi.org/10.1051/swsc/2016033>
- Campante TL (2017) On the detectability of solar-like oscillations with the NASA TESS mission. *EPJ Web Conf* 160:01006. <https://doi.org/10.1051/epjconf/201716001006>. arXiv:1610.06460
- Campante TL, Handberg R, Mathur S, Appourchaux T, Bedding TR, Chaplin WJ, García RA, Mosser B, Benomar O, Bonanno A, Corsaro E, Fletcher ST, Gaulme P, Hekker S, Karoff C, Régulo C, Salabert D, Verner GA, White TR, Houdek G, Brandão IM, Creevey OL, Doğan G, Bazot M, Christensen-Dalsgaard J, Cunha MS, Elsworth Y, Huber D, Kjeldsen H, Lundkvist M, Molenda-Zakowicz J, Monteiro MJPF, Stello D, Clarke BD, Girouard FR, Hall JR (2011) Asteroseismology from multi-month Kepler photometry: the evolved Sun-like stars KIC 10273246 and KIC 10920273. *A&A* 534:A6. <https://doi.org/10.1051/0004-6361/201116620>. arXiv:1108.3807
- Carrier F, Eggenberger P (2006) Asteroseismology of the visual binary 70 Ophiuchi. *A&A* 450:695–699. <https://doi.org/10.1051/0004-6361:20054492>. arXiv:astro-ph/0602341
- Carrier F, Eggenberger P, Bouchy F (2005) New seismological results on the G0 IV η Bootis. *A&A* 434:1085–1095. <https://doi.org/10.1051/0004-6361:20042140>. arXiv:astro-ph/0501262
- Ceillier T, van Saders J, García RA, Metcalfe TS, Creevey O, Mathis S, Mathur S, Pinsonneault MH, Salabert D, Tayar J (2016) Rotation periods and seismic ages of KOIs—comparison with stars without detected planets from Kepler observations. *MNRAS* 456:119–125. <https://doi.org/10.1093/mnras/stv2622>. arXiv:1510.09023
- Chaplin WJ, Basu S (2008) Perspectives in global helioseismology and the road ahead. *Sol Phys* 251:53–75. <https://doi.org/10.1007/s11207-008-9136-5>. arXiv:0801.4213
- Chaplin WJ, Basu S (2014) Inferences on stellar activity and stellar cycles from asteroseismology. *Space Sci Rev*. <https://doi.org/10.1007/s11214-014-0090-2>
- Chaplin WJ, Christensen-Dalsgaard J, Elsworth Y, Howe R, Isaak GR, Larsen RM, New R, Schou J, Thompson MJ, Tomczyk S (1999a) Rotation of the solar core from BiSON and LOWL frequency observations. *MNRAS* 308:405–414
- Chaplin WJ, Elsworth Y, Isaak GR, Miller BA, New R (1999b) Skew-symmetric solar p modes in low- ℓ BiSON data. *MNRAS* 308:424–430. <https://doi.org/10.1046/j.1365-8711.1999.02719.x>
- Chaplin WJ, Elsworth Y, Isaak GR, Miller BA, New R (2000) Variations in the excitation and damping of low- l solar p modes over the solar activity cycle. *MNRAS* 313:32–42. <https://doi.org/10.1046/j.1365-8711.2000.03176.x>
- Chaplin WJ, Elsworth Y, Isaak GR, Marchenkov KI, Miller BA, New R (2003) High-frequency interference peaks in BiSON data. In: Sawaya-Lacoste H (ed) GONG+ 2002. Local and global helioseismology: the present and future. ESA Special Publication, vol 517, pp 247–250
- Chaplin WJ, Elsworth Y, Houdek G, New R (2007a) On prospects for sounding activity cycles of Sun-like stars with acoustic modes. *MNRAS* 377:17–29. <https://doi.org/10.1111/j.1365-2966.2007.11581.x>
- Chaplin WJ, Elsworth Y, Miller BA, Verner GA, New R (2007b) Solar p-mode frequencies over three solar cycles. *ApJ* 659:1749–1760. <https://doi.org/10.1086/512543>
- Chaplin WJ, Elsworth Y, New R, Toutain T (2008a) Distortion of the p-mode peak profiles by the solar-cycle frequency shifts: Do we need to worry? *MNRAS* 384:1668–1674. <https://doi.org/10.1111/j.1365-2966.2007.12833.x>. arXiv:0712.2931
- Chaplin WJ, Houdek G, Appourchaux T, Elsworth Y, New R, Toutain T (2008b) Challenges for asteroseismic analysis of Sun-like stars. *A&A* 485:813–822. <https://doi.org/10.1051/0004-6361:200809695>. arXiv:0804.4371
- Chaplin WJ, Houdek G, Karoff C, Elsworth Y, New R (2009) Mode lifetimes of stellar oscillations. Implications for asteroseismology. *A&A* 500:L21–L24. <https://doi.org/10.1051/0004-6361/200911952>. arXiv:0905.1722
- Chaplin WJ, Appourchaux T, Elsworth Y, García RA, Houdek G, Karoff C, Metcalfe TS, Molenda-Zakowicz J, Monteiro MJPF, Thompson MJ, Brown TM, Christensen-Dalsgaard J, Gilliland RL, Kjeldsen H, Borucki WJ, Koch D, Jenkins JM, Ballot J, Basu S, Bazot M, Bedding TR, Benomar O, Bonanno A, Brandão IM, Bruntt H, Campante TL, Creevey OL, Di Mauro MP, Doğan G, Dreizler S, Eggenberger P, Esch L, Fletcher ST, Frandsen S, Gai N, Gaulme P, Handberg R, Hekker S, Howe R, Huber D, Korzennik SG, Lebrun JC, Leccia S, Martic M, Mathur S, Mosser B, New R, Quirion P, Régulo C,

- Roxburgh IW, Salabert D, Schou J, Sousa SG, Stello D, Verner GA, Arentoft T, Barban C, Belkacem K, Benatti S, Biazzo K, Boumier P, Bradley PA, Broomhall A, Buzasi DL, Claudi RU, Cunha MS, D'Antona F, Deheuvels S, Derekas A, García Hernández A, Giampapa MS, Goupil MJ, Gruberbauer M, Guzik JA, Hale SJ, Ireland MJ, Kiss LL, Kitiashvili IN, Kolenberg K, Korhonen H, Kosovichev AG, Kupka F, Lebreton Y, Leroy B, Ludwig H, Mathis S, Michel E, Miglio A, Montalbán J, Moya A, Noels A, Noyes RW, Pallé PL, Piau L, Preston HL, Roca Cortés T, Roth M, Sato KH, Schmitt J, Serenelli AM, Silva Aguirre V, Stevens IR, Suárez JC, Suran MD, Trampedach R, Turck-Chièze S, Uytterhoeven K, Ventura R, Wilson PA (2010) The asteroseismic potential of Kepler: first results for solar-type stars. *ApJ* 713:L169–L175. <https://doi.org/10.1088/2041-8205/713/2/L169>. arXiv:1001.0506
- Chaplin WJ, Kjeldsen H, Bedding TR, Christensen-Dalsgaard J, Gilliland RL, Kawaler SD, Appourchaux T, Elsworth Y, García RA, Houdek G, Karoff C, Metcalfe TS, Molenda-Zakowicz J, Monteiro MJPF, Thompson MJ, Verner GA, Batalha N, Borucki WJ, Brown TM, Bryson ST, Christiansen JL, Clarke BD, Jenkins JM, Klaus TC, Koch D, An D, Ballot J, Basu S, Benomar O, Bonanno A, Broomhall A, Campante TL, Corsaro E, Creevey OL, Esch L, Gai N, Gaulme P, Hale SJ, Handberg R, Hekker S, Huber D, Mathur S, Mosser B, New R, Pinsonneault MH, Pricopi D, Quirion P, Régulo C, Roxburgh IW, Salabert D, Stello D, Suran MD (2011a) Predicting the detectability of oscillations in solar-type stars observed by Kepler. *ApJ* 732:54. <https://doi.org/10.1088/0004-637X/732/1/54>. arXiv:1103.0702
- Chaplin WJ, Kjeldsen H, Christensen-Dalsgaard J, Basu S, Miglio A, Appourchaux T, Bedding TR, Elsworth Y, García RA, Gilliland RL, Girardi L, Houdek G, Karoff C, Kawaler SD, Metcalfe TS, Molenda-Zakowicz J, Monteiro MJPF, Thompson MJ, Verner GA, Ballot J, Bonanno A, Brandão IM, Broomhall A, Bruntt H, Campante TL, Corsaro E, Creevey OL, Doğan G, Esch L, Gai N, Gaulme P, Hale SJ, Handberg R, Hekker S, Huber D, Jiménez A, Mathur S, Mazumdar A, Mosser B, New R, Pinsonneault MH, Pricopi D, Quirion P, Régulo C, Salabert D, Serenelli AM, Aguirre VS, Sousa SG, Stello D, Stevens IR, Suran MD, Uytterhoeven K, White TR, Borucki WJ, Brown TM, Jenkins JM, Kinemuchi K, Van Cleve J, Klaus TC (2011b) Ensemble asteroseismology of solar-type stars with the NASA Kepler mission. *Science* 332:213. <https://doi.org/10.1126/science.1201827>
- Chaplin WJ, Basu S, Huber D, Serenelli A, Casagrande L, Silva Aguirre V, Ball WH, Creevey OL, Gizon L, Handberg R, Karoff C, Lutz R, Marques JP, Miglio A, Stello D, Suran MD, Pricopi D, Metcalfe TS, Monteiro MJPF, Molenda-Zakowicz J, Appourchaux T, Christensen-Dalsgaard J, Elsworth Y, García RA, Houdek G, Kjeldsen H, Bonanno A, Campante TL, Corsaro E, Gaulme P, Hekker S, Mathur S, Mosser B, Régulo C, Salabert D (2014a) Asteroseismic fundamental properties of solar-type stars observed by the NASA Kepler mission. *ApJS* 210:1. <https://doi.org/10.1088/0067-0049/210/1/1>. arXiv:1310.4001
- Chaplin WJ, Elsworth Y, Davies GR, Campante TL, Handberg R, Miglio A, Basu S (2014b) Super-Nyquist asteroseismology of solar-like oscillators with Kepler and K2—expanding the asteroseismic cohort at the base of the red giant branch. *MNRAS* 445:946–954. <https://doi.org/10.1093/mnras/stu1811>. arXiv:1409.0696
- Christensen-Dalsgaard J (1988) A Hertzsprung–Russell diagram for stellar oscillations. In: Christensen-Dalsgaard J, Frandsen S (ed) *Advances in helio- and asteroseismology*, IAU Symposium, vol 123. D. Reidel, Dordrecht, p 295. https://doi.org/10.1007/978-94-009-4009-3_65
- Christensen-Dalsgaard J (2002) Helioseismology. *Rev Mod Phys* 74:1073–1129. <https://doi.org/10.1103/RevModPhys.74.1073>. arXiv:astro-ph/0207403
- Christensen-Dalsgaard J (2008a) ADIPLS: the Aarhus adiabatic oscillation package. *Ap&SS* 316:113–120. <https://doi.org/10.1007/s10509-007-9689-z>. arXiv:0710.3106
- Christensen-Dalsgaard J (2008b) ASTEC: the Aarhus stellar evolution code. *Ap&SS* 316:13–24. <https://doi.org/10.1007/s10509-007-9675-5>. arXiv:0710.3114
- Christensen-Dalsgaard J, Berthomieu G (1991) Theory of solar oscillations. In: Cox AN, Livingston WC, Matthews MS (eds) *Solar interior and atmosphere*. Space Science Series, University of Arizona Press, Tucson, pp 401–478
- Christensen-Dalsgaard J, Houdek G (2010) Prospects for asteroseismology. *Ap&SS* 328:51–66. <https://doi.org/10.1007/s10509-009-0227-z>. arXiv:0911.4629
- Christensen-Dalsgaard J, Gough D, Toomre J (1985) Seismology of the Sun. *Science* 229:923–931
- Christensen-Dalsgaard J, Bedding TR, Kjeldsen H (1995) Modeling solar-like oscillations in eta Bootis. *ApJ* 443:L29–L32. <https://doi.org/10.1086/187828>
- Compton DL, Bedding TR, Ball WH, Stello D, Huber D, White TR, Kjeldsen H (2018) Surface correction of main-sequence solar-like oscillators with the Kepler LEGACY sample. *MNRAS* 479:4416–4431. <https://doi.org/10.1093/mnras/sty1632>. arXiv:1806.10137

- Corsaro E, De Ridder J (2014) DIAMONDS: a new Bayesian nested sampling tool application to peak bagging of solar-like oscillations. *A&A* 571:A71. <https://doi.org/10.1051/0004-6361/201424181>. arXiv:1408.2515
- Corsaro E, Stello D, Huber D, Bedding TR, Bonanno A, Brogaard K, Kallinger T, Benomar O, White TR, Mosser B, Basu S, Chaplin WJ, Christensen-Dalsgaard J, Elsworth YP, García RA, Hekker S, Kjeldsen H, Mathur S, Meibom S, Hall JR, Ibrahim KA, Klaus TC (2012) Asteroseismology of the open clusters NGC 6791, NGC 6811, and NGC 6819 from 19 months of Kepler photometry. *ApJ* 757:190. <https://doi.org/10.1088/0004-637X/757/2/190>. arXiv:1205.4023
- Corsaro E, Fröhlich HE, Bonanno A, Huber D, Bedding TR, Benomar O, De Ridder J, Stello D (2013) A Bayesian approach to scaling relations for amplitudes of solar-like oscillations in Kepler stars. *MNRAS* 430:2313–2326. <https://doi.org/10.1093/mnras/stt059>. arXiv:1212.1156
- Corsaro E, De Ridder J, García RA (2015) Bayesian peak bagging analysis of 19 low-mass low-luminosity red giants observed with Kepler. *A&A* 579:A83. <https://doi.org/10.1051/0004-6361/201525895>. arXiv:1503.08821
- Couvidat S, García RA, Turck-Chièze S, Corbard T, Henney CJ, Jiménez-Reyes S (2003) The rotation of the deep solar layers. *ApJ* 597:L77–L79. <https://doi.org/10.1086/379698>. arXiv:astro-ph/0309806
- Cox JP (1980) Theory of stellar pulsation (PSA-2). Princeton University Press, Princeton
- Croll B (2006) Markov chain Monte Carlo methods applied to photometric spot modeling. *PASP* 118:1351–1359. <https://doi.org/10.1086/507773>
- Cunha MS, Brandão IM (2011) Probing tiny convective cores with the acoustic modes of lowest degree. *A&A* 529:A10. <https://doi.org/10.1051/0004-6361/201015188>. arXiv:1008.1299
- Davies GR, Chaplin WJ, Farr WM, García RA, Lund MN, Mathis S, Metcalfe TS, Appourchaux T, Basu S, Benomar O, Campante TL, Ceillier T, Elsworth Y, Handberg R, Salabert D, Stello D (2015) Asteroseismic inference on rotation, gyrochronology and planetary system dynamics of 16 Cygni. *MNRAS* 446:2959–2966. <https://doi.org/10.1093/mnras/stu2331>. arXiv:1411.1359
- Davies GR, Silva Aguirre V, Bedding TR, Handberg R, Lund MN, Chaplin WJ, Huber D, White TR, Benomar O, Hekker S, Basu S, Campante TL, Christensen-Dalsgaard J, Elsworth Y, Karoff C, Kjeldsen H, Lundkvist MS, Metcalfe TS, Stello D (2016) Oscillation frequencies for 35 Kepler solar-type planet-hosting stars using Bayesian techniques and machine learning. *MNRAS* 456:2183–2195. <https://doi.org/10.1093/mnras/stv2593>. arXiv:1511.02105
- De Ridder J, Barban C, Baudin F, Carrier F, Hatzes AP, Hekker S, Kallinger T, Weiss WW, Baglin A, Auvergne M, Samadi R, Barge P, Deleuil M (2009) Non-radial oscillation modes with long lifetimes in giant stars. *Nature* 459:398–400. <https://doi.org/10.1038/nature08022>
- Deheuvels S, Bruntt H, Michel E, Barban C, Verner G, Régulo C, Mosser B, Mathur S, Gaulme P, Garcia RA, Boumier P, Appourchaux T, Samadi R, Catala C, Baudin F, Baglin A, Auvergne M, Roxburgh IW, Pérez Hernández F (2010a) Seismic and spectroscopic characterization of the solar-like pulsating CoRoT target HD 49385. *A&A* 515:A87. <https://doi.org/10.1051/0004-6361/200913490>. arXiv:1003.4368
- Deheuvels S, Michel E, Goupil MJ, Marques JP, Mosser B, Dupret MA, Lebreton Y, Pichon B, Morel P (2010b) Survival of a convective core in low-mass solar-like pulsator HD 203608. *A&A* 514:A31. <https://doi.org/10.1051/0004-6361/200911991>. arXiv:1002.3461
- Deheuvels S, García RA, Chaplin WJ, Basu S, Antia HM, Appourchaux T, Benomar O, Davies GR, Elsworth Y, Gizon L, Goupil MJ, Reese DR, Régulo C, Schou J, Stahn T, Casagrande L, Christensen-Dalsgaard J, Fischer D, Hekker S, Kjeldsen H, Mathur S, Mosser B, Pinsonneault M, Valenti J, Christiansen JL, Kinemuchi K, Mullally F (2012) Seismic evidence for a rapidly rotating core in a lower-giant-branch star observed with Kepler. *ApJ* 756:19. <https://doi.org/10.1088/0004-637X/756/1/19>. arXiv:1206.3312
- Deheuvels S, Doğan G, Goupil MJ, Appourchaux T, Benomar O, Bruntt H, Campante TL, Casagrande L, Ceillier T, Davies GR, De Cat P, Fu JN, García RA, Lobel A, Mosser B, Reese DR, Régulo C, Schou J, Stahn T, Thygesen AO, Yang XH, Chaplin WJ, Christensen-Dalsgaard J, Eggenberger P, Gizon L, Mathis S, Molenda-Zakowicz J, Pinsonneault M (2014) Seismic constraints on the radial dependence of the internal rotation profiles of six Kepler subgiants and young red giants. *A&A* 564:A27. <https://doi.org/10.1051/0004-6361/201322779>. arXiv:1401.3096
- Deheuvels S, Ballot J, Beck PG, Mosser B, Østensen R, García RA, Goupil MJ (2015) Seismic evidence for a weak radial differential rotation in intermediate-mass core helium burning stars. *A&A* 580:A96. <https://doi.org/10.1051/0004-6361/201526449>. arXiv:1506.02704

- Deheuvels S, Brandão I, Silva Aguirre V, Ballot J, Michel E, Cunha MS, Lebreton Y, Appourchaux T (2016) Measuring the extent of convective cores in low-mass stars using Kepler data: toward a calibration of core overshooting. *A&A* 589:A93. <https://doi.org/10.1051/0004-6361/201527967>. arXiv:1603.02332
- Deheuvels S, Ouazzani RM, Basu S (2017) Near-degeneracy effects on the frequencies of rotationally-split mixed modes in red giants. *A&A* 605:A75. <https://doi.org/10.1051/0004-6361/201730786>. arXiv:1705.10326
- Deubner FL, Gough D (1984) Helioseismology: oscillations as a diagnostic of the solar interior. *ARA&A* 22:593–619. <https://doi.org/10.1146/annurev.aa.22.090184.003113>
- Di Mauro MP, Ventura R, Cardini D, Stello D, Christensen-Dalsgaard J, Dziembowski WA, Paternò L, Beck PG, Bloemen S, Davies GR, De Smedt K, Elsworth Y, García RA, Hekker S, Mosser B, Tkachenko A (2016) Internal rotation of the red-giant star KIC 4448777 by means of asteroseismic inversion. *ApJ* 817:65. <https://doi.org/10.3847/0004-637X/817/1/65>. arXiv:1511.06160
- do Nascimento JD Jr, García RA, Mathur S, Anthony F, Barnes SA, Meibom S, da Costa JS, Castro M, Salabert D, Ceillier T (2014) Rotation periods and ages of solar analogs and solar twins revealed by the Kepler mission. *ApJ* 790:L23. <https://doi.org/10.1088/2041-8205/790/2/L23>. arXiv:1407.2289
- Domingo V, Fleck B, Poland AI (1995) The SOHO mission: an overview. *Sol Phys* 162:1–37
- Duez V, Mathis S, Turck-Chièze S (2010) Effect of a fossil magnetic field on the structure of a young Sun. *MNRAS* 402:271–281. <https://doi.org/10.1111/j.1365-2966.2009.15955.x>. arXiv:0911.0788
- Dupret MA, Grigahcène A, Garrido R, Gabriel M, Scuflaire R (2005) Convection-pulsation coupling. II. Excitation and stabilization mechanisms in δ Sct and γ Dor stars. *A&A* 435:927–939. <https://doi.org/10.1051/0004-6361:20041817>
- Duvall TL Jr (1990) A review of observational helioseismology. In: Berthomieu G, Cribier M (eds) *IAU colloq. 121: Inside the Sun*, Astrophysics and Space Science Library, vol 159. Kluwer Academic, Dordrecht, p 253. https://doi.org/10.1007/978-94-009-0541-2_22
- Duvall TL Jr, Harvey JW, Jefferies SM, Pomerantz MA (1991) Measurements of high-frequency solar oscillation modes. *ApJ* 373:308–316. <https://doi.org/10.1086/170052>
- Duvall TL Jr, Jefferies SM, Harvey JW, Osaki Y, Pomerantz MA (1993) Asymmetries of solar oscillation line profiles. *ApJ* 410:829–836. <https://doi.org/10.1086/172800>
- Dziembowski W (1977) Light and radial velocity variations in a nonradially oscillating star. *Acta Astron* 27:203–211
- Earl DJ, Deem MW (2005) Parallel tempering: theory, applications, and new perspectives. *Phys Chem Chem Phys* 7:3910–3916. <https://doi.org/10.1039/B509983H>. arXiv:physics/0508111
- Eddington AS (1926) Theories of Cepheid variation. *The Observatory* 49:88–88
- Eff-Darwich A, Korzennik SG, Jiménez-Reyes SJ, García RA (2008) Analysis of the sensitivity of solar rotation to helioseismic data from GONG, GOLF, and MDI observations. *ApJ* 679:1636–1643. <https://doi.org/10.1086/586724>. arXiv:0802.3604
- Egeland R (2017) Long-term variability of the Sun in the context of solar-analog stars. PhD thesis, Montana State University, Bozeman
- Eggenberger P (2013) Rotation and stellar evolution. In: *European Physical Journal Web of conferences*, vol 43, p 01005. <https://doi.org/10.1051/epjconf/20134301005>
- Eggenberger P, Meynet G, Maeder A, Miglio A, Montalbán J, Carrier F, Mathis S, Charbonnel C, Talon S (2010) Effects of rotational mixing on the asteroseismic properties of solar-type stars. *A&A* 519:A116. <https://doi.org/10.1051/0004-6361/201014713>. arXiv:1009.4541
- Eggenberger P, Lagarde N, Miglio A, Montalbán J, Ekström S, Georgy C, Meynet G, Salmon S, Ceillier T, García RA, Mathis S, Deheuvels S, Maeder A, den Hartogh JW, Hirschi R (2017) Constraining the efficiency of angular momentum transport with asteroseismology of red giants: the effect of stellar mass. *A&A* 599:A18. <https://doi.org/10.1051/0004-6361/201629459>. arXiv:1612.04258
- Elsworth Y, Howe R, Isaak GR, McLeod CP, New R (1990) Variation of low-order acoustic solar oscillations over the solar cycle. *Nature* 345:322–324. <https://doi.org/10.1038/345322a0>
- Elsworth Y, Howe R, Isaak GR, McLeod CP, Miller BA, New R, Wheeler SJ, Gough DO (1995) Slow rotation of the Sun's interior. *Nature* 376:669–672. <https://doi.org/10.1038/376669a0>
- Ferreira Lopes CE, Leão IC, de Freitas DB, Canto Martins BL, Catelan M, De Medeiros JR (2015) Stellar cycles from photometric data: CoRoT stars. *A&A* 583:A134. <https://doi.org/10.1051/0004-6361/201424900>. arXiv:1508.06194
- Fletcher ST, Chaplin WJ, Elsworth Y, Schou J, Buzasi D (2006) Frequency, splitting, linewidth and amplitude estimates of low- l p modes of α Cen A: analysis of wide-field infrared explorer photometry. *MNRAS* 371:935–944. <https://doi.org/10.1111/j.1365-2966.2006.10727.x>. arXiv:astro-ph/0607172

- Fletcher ST, Broomhall A, Salabert D, Basu S, Chaplin WJ, Elsworth Y, Garcia RA, New R (2010) A seismic signature of a second dynamo? *ApJ* 718:L19–L22. <https://doi.org/10.1088/2041-8205/718/1/L19>. [arXiv:1006.4305](https://arxiv.org/abs/1006.4305)
- Flores MG, Buccino AP, Saffe CE, Mauas PJD (2017) A possible long-term activity cycle for ι Horologii: first results from SPI-HK α project. *MNRAS* 464:4299–4305 [arXiv:1610.03731](https://arxiv.org/abs/1610.03731)
- Fossat E, Gelly B, Grec G, Pomerantz M (1987) Search for solar p-mode frequency changes between 1980 and 1985. *A&A* 177:L47
- Fossat E, Boumier P, Corbard T, Provost J, Salabert D, Schmider FX, Gabriel AH, Grec G, Renaud C, Robillot JM, Roca-Cortés T, Turck-Chièze S, Ulrich RK, Lazrek M (2017) Asymptotic g modes: evidence for a rapid rotation of the solar core. *A&A* 604:A40. <https://doi.org/10.1051/0004-6361/201730460>. [arXiv:1708.00259](https://arxiv.org/abs/1708.00259)
- Fröhlich HE (2007) The differential rotation of ϵ Eri from MOST data. *Astron Nachr* 328:1037. <https://doi.org/10.1002/asna.200710876>. [arXiv:0711.0806](https://arxiv.org/abs/0711.0806)
- Fröhlich C, Romero J, Roth H, Wehrli C, Andersen BN, Appourchaux T, Domingo V, Telljohann U, Berthomieu G, Delache P, Provost J, Toutain T, Crommelynck DA, Chevalier A, Fichot A, Dappen W, Gough D, Hoeksema T, Jimenez A, Gomez MF, Herreros JM, Cortes TR, Jones AR, Pap JM, Willson RC (1995) VIRGO: experiment for helioseismology and solar irradiance monitoring. *Sol Phys* 162:101–128
- Fröhlich HE, Frasca A, Catanzaro G, Bonanno A, Corsaro E, Molenda-Zakowicz J, Klutsch A, Montes D (2012) Magnetic activity and differential rotation in the young Sun-like stars KIC 7985370 and KIC 7765135. *A&A* 543:A146. <https://doi.org/10.1051/0004-6361/201219167>. [arXiv:1205.5721](https://arxiv.org/abs/1205.5721)
- Fuller J, Cantiello M, Stello D, García RA, Bildsten L (2015) Asteroseismology can reveal strong internal magnetic fields in red giant stars. *Science* 350:423–426. <https://doi.org/10.1126/science.aac6933>. [arXiv:1510.06960](https://arxiv.org/abs/1510.06960)
- Gabriel AH, Grec G, Charra J, Robillot JM, Cortés TR, Turck-Chièze S, Bocchia R, Boumier P, Cantin M, Céspedes E, Cougrand B, Cretolle J, Dame L, Decaudin M, Delache P, Denis N, Duc R, Dzitko H, Fossat E, Fourmond JJ, García RA, Gough D, Grivel C, Herreros JM, Lagardere H, Moalic JP, Pallé PL, Petrou N, Sanchez M, Ulrich R, van der Raay HB (1995) Global oscillations at low frequency from the SOHO Mission (GOLF). *Sol Phys* 162:61–99
- Gabriel AH, Charra J, Grec G, Robillot JM, Roca Cortés T, Turck-Chièze S, Ulrich R, Basu S, Baudin F, Bertello L, Boumier P, Charra M, Christensen-Dalsgaard J, Decaudin M, Dzitko H, Foglizzo T, Fossat E, García RA, Herreros JM, Lazrek M, Pallé PL, Pétrou N, Renaud C, Régulo C (1997) Performance and early results from the GOLF instrument flown on the SOHO Mission. *Sol Phys* 175:207–226. <https://doi.org/10.1023/A:1004911408285>
- Gai N, Basu S, Chaplin WJ, Elsworth Y (2011) An in-depth study of grid-based asteroseismic analysis. *ApJ* 730:63. <https://doi.org/10.1088/0004-637X/730/2/63>. [arXiv:1009.3018](https://arxiv.org/abs/1009.3018)
- Gandolfi D, Barragán O, Livingston JH, Fridlund M, Justesen AB, Redfield S, Fossati L, Mathur S, Grziwa S, Cabrera J, García RA, Persson CM, Van Eylen V, Hatzes AP, Hidalgo D, Albrecht S, Bugnet L, Cochran WD, Csizmadia S, Deeg H, Eigmüller P, Endl M, Erikson A, Esposito M, Guenther E, Korh J, Luque R, Montañes Rodríguez P, Nespral D, Nowak G, Pätzold M, Prieto-Arranz J (2018) TESS's first planet. A super-Earth transiting the naked-eye star π Mensae. *A&A* 619:L10. <https://doi.org/10.1051/0004-6361/201834289>. [arXiv:1809.07573](https://arxiv.org/abs/1809.07573)
- García RA (2015) Observational techniques to measure solar and stellar oscillations. In: Michel E, Charbonnel C, Dintrans B (eds) *Asteroseismology and Next Generation Stellar Models—EES2014*. EAS Publications Series, vol 73–74, EDP Sciences, pp 193–259. <https://doi.org/10.1051/eas/1573004>. [arXiv:1510.02651](https://arxiv.org/abs/1510.02651)
- García RA (2017) Global helioseismology (WP4.1): from the Sun to the stars and solar analogs. *EPJ Web Conf* 160:01010. <https://doi.org/10.1051/epjconf/201716001010>. [arXiv:1611.03706](https://arxiv.org/abs/1611.03706)
- García RA, Stello D (2015) Asteroseismology of red giant stars. In: Tong VCH, García RA (eds) *Extraterrestrial seismology*. Cambridge University Press, Cambridge, pp 159–169. <https://doi.org/10.1017/CBO9781107300668.014>. [arXiv:1801.08377](https://arxiv.org/abs/1801.08377)
- García RA, Pallé PL, Turck-Chièze S, Osaki Y, Shibahashi H, Jefferies SM, Boumier P, Gabriel AH, Grec G, Robillot JM, Cortés TR, Ulrich RK (1998) High-frequency peaks in the power spectrum of solar velocity observations from the GOLF experiment. *ApJ* 504:L51–L54. <https://doi.org/10.1086/311561>
- García RA, Régulo C, Turck-Chièze S, Bertello L, Kosovichev AG, Brun AS, Couvidat S, Henney CJ, Lazrek M, Ulrich RK, Varadi F (2001) Low-degree low-order solar p modes as seen by GOLF on board SOHO. *Sol Phys* 200:361–379

- García RA, Corbard T, Chaplin WJ, Couvidat S, Eff-Darwich A, Jiménez-Reyes SJ, Korzenik SG, Ballot J, Boumier P, Fossat E, Henney CJ, Howe R, Lazrek M, Lochard J, Pallé PL, Turck-Chièze S (2004a) About the rotation of the solar radiative interior. *Sol Phys* 220:269–285. <https://doi.org/10.1023/B:SOLA.0000031395.90891.ce>
- García RA, Jiménez-Reyes SJ, Turck-Chièze S, Mathur S (2004b) Helioseismology from the blue and red wings of the NA profile as seen by GOLF. In: Danesy D (ed) SOHO 14 helio- and asteroseismology: towards a golden future. ESA Special Publication, vol 559, p 432
- García RA, Turck-Chièze S, Boumier P, Robillot JM, Bertello L, Charra J, Dzitko H, Gabriel AH, Jiménez-Reyes SJ, Pallé PL, Renaud C, Roca Cortés T, Ulrich RK (2005) Global solar Doppler velocity determination with the GOLF/SoHO instrument. *A&A* 442:385–395. <https://doi.org/10.1051/0004-6361:20052779>
- García RA, Turck-Chièze S, Jiménez-Reyes SJ, Ballot J, Pallé PL, Eff-Darwich A, Mathur S, Provost J (2007) Tracking solar gravity modes: the dynamics of the solar core. *Science* 316:1591–1593. <https://doi.org/10.1126/science.1140598>
- García RA, Jiménez A, Mathur S, Ballot J, Eff-Darwich A, Jiménez-Reyes SJ, Pallé PL, Provost J, Turck-Chièze S (2008a) Update on g-mode research. *Astron Nachr* 329:476. <https://doi.org/10.1002/asna.200710980>. arXiv:0802.4296
- García RA, Mathur S, Ballot J (2008b) Can we constrain solar interior physics by studying the gravity-mode asymptotic signature? *Sol Phys* 251:135–147. <https://doi.org/10.1007/s11207-008-9159-y>
- García RA, Mathur S, Ballot J, Eff-Darwich A, Jiménez-Reyes SJ, Korzenik SG (2008c) Influence of low-degree high-order p-mode splittings on the solar rotation profile. *Sol Phys* 251:119–133. <https://doi.org/10.1007/s11207-008-9144-5>
- García RA, Régulo C, Samadi R, Ballot J, Barban C, Benomar O, Chaplin WJ, Gaulme P, Appourchaux T, Mathur S, Mosser B, Toutain T, Verner GA, Auvergne M, Baglin A, Baudin F, Boumier P, Bruntt H, Catala C, Deheuvels S, Elsworth Y, Jiménez-Reyes SJ, Michel E, Pérez Hernández F, Roxburgh IW, Salabert D (2009) Solar-like oscillations with low amplitude in the CoRoT target HD 181906. *A&A* 506:41–50. <https://doi.org/10.1051/0004-6361/200911910>. arXiv:0907.0608
- García RA, Mathur S, Salabert D, Ballot J, Régulo C, Metcalfe TS, Baglin A (2010) CoRoT reveals a magnetic activity cycle in a Sun-like star. *Science* 329:1032. <https://doi.org/10.1126/science.1191064>. arXiv:1008.4399
- García RA, Salabert D, Ballot J, Eff-Darwich A, Garrido R, Jiménez A, Mathis S, Mathur S, Moya A, Pallé PL, Régulo C, Sato K, Suárez JC, Turck-Chièze S (2011) New insights on the solar core. *J Phys Conf Ser* 271(1):012046. <https://doi.org/10.1088/1742-6596/271/1/012046>. arXiv:1012.0506
- García RA, Ceillier T, Mathur S, Salabert D (2013a) Measuring reliable surface rotation rates from Kepler photometric observations. In: Shibahashi H, Lynas-Gray AE (eds) Astronomical Society of the Pacific conference series, San Francisco, ASP conference series, vol 479, p 129 arXiv:1307.4163
- García RA, Salabert D, Mathur S, Régulo C, Ballot J, Davies GR, Jiménez A, Simoniello R (2013b) Towards solar activity maximum 24 as seen by GOLF and VIRGO/SPM instruments. *J Phys Conf Ser* 440(1):012020. <https://doi.org/10.1088/1742-6596/440/1/012020>. arXiv:1301.6930
- García RA, Ceillier T, Salabert D, Mathur S, van Saders JL, Pinsonneault M, Ballot J, Beck PG, Bloemen S, Campante TL, Davies GR, do Nascimento JD Jr, Mathis S, Metcalfe TS, Nielsen MB, Suárez JC, Chaplin WJ, Jiménez A, Karoff C (2014a) Rotation and magnetism of Kepler pulsating solar-like stars. Towards asteroseismically calibrated age-rotation relations. *A&A* 572:A34. <https://doi.org/10.1051/0004-6361/201423888>. arXiv:1403.7155
- García RA, Mathur S, Pires S, Régulo C, Bellamy B, Pallé PL, Ballot J, Barceló Forteza S, Beck PG, Bedding TR, Ceillier T, Roca Cortés T, Salabert D, Stello D (2014b) Impact on asteroseismic analyses of regular gaps in Kepler data. *A&A* 568:A10. <https://doi.org/10.1051/0004-6361/201323326>. arXiv:1405.5374
- García RA, Pérez Hernández F, Benomar O, Silva Aguirre V, Ballot J, Davies GR, Doğan G, Stello D, Christensen-Dalsgaard J, Houdek G, Lignières F, Mathur S, Takata M, Ceillier T, Chaplin WJ, Mathis S, Mosser B, Ouazzani RM, Pinsonneault MH, Reese DR, Régulo C, Salabert D, Thompson MJ, van Saders JL, Neiner C, De Ridder J (2014c) Study of KIC 8561221 observed by Kepler: an early red giant showing depressed dipolar modes. *A&A* 563:A84. <https://doi.org/10.1051/0004-6361/201322823>. arXiv:1311.6990
- Gaulme P, Appourchaux T, Boumier P (2009) Mode width fitting with a simple Bayesian approach. Application to CoRoT targets HD 181420 and HD 49933. *A&A* 506:7–14. <https://doi.org/10.1051/0004-6361/200911920>. arXiv:1011.2675

- Gilliland RL, Chaplin WJ, Dunham EW, Argabright VS, Borucki WJ, Basri G, Bryson ST, Buzasi DL, Caldwell DA, Elsworth YP, Jenkins JM, Koch DG, Kolodziejczak J, Miglio A, van Cleve J, Walkowicz LM, Welsh WF (2011) Kepler mission stellar and instrument noise properties. *ApJS* 197:6. <https://doi.org/10.1088/0067-0049/197/1/6>. arXiv:1107.5207
- Girardi L, Bertelli G, Bressan A, Chiosi C, Groenewegen MAT, Marigo P, Salasnich B, Weiss A (2002) Theoretical isochrones in several photometric systems. I. Johnson-Cousins-Glass, HST/WFPC2, HST/NICMOS, Washington, and ESO imaging survey filter sets. *A&A* 391:195–212. <https://doi.org/10.1051/0004-6361:20020612>. arXiv:astro-ph/0205080
- Girardi L, Grebel EK, Odenkirchen M, Chiosi C (2004) Theoretical isochrones in several photometric systems. II. The Sloan Digital Sky Survey ugriz system. *A&A* 422:205–215. <https://doi.org/10.1051/0004-6361:20040250>. arXiv:astro-ph/0404358
- Gizon L, Solanki SK (2003) Determining the inclination of the rotation axis of a Sun-like star. *ApJ* 589:1009–1019. <https://doi.org/10.1086/374715>
- Gizon L, Solanki SK (2004) Measuring stellar differential rotation with asteroseismology. *Sol Phys* 220:169–184. <https://doi.org/10.1023/B:SOLA.00000031378.29215.0c>
- Gizon L, Ballot J, Michel E, Stahn T, Vauclair G, Bruntt H, Quirion PO, Benomar O, Vauclair S, Appourchaux T, Auvergne M, Baglin A, Barban C, Baudin F, Bazot M, Campante T, Catala C, Chaplin W, Creevey O, Deheuvels S, Dolez N, Elsworth Y, Garcia R, Gaulme P, Mathis S, Mathur S, Mosser B, Regulo C, Roxburgh I, Salabert D, Samadi R, Sato K, Verner G, Hanasoge S, Sreenivasan KR (2013) Seismic constraints on rotation of Sun-like star and mass of exoplanet. *Proc Natl Acad Sci* 110:13267–13271. <https://doi.org/10.1073/pnas.1303291110>. arXiv:1308.4352
- Goldreich P, Keeley DA (1977) Solar seismology. II. The stochastic excitation of the solar p-modes by turbulent convection. *ApJ* 212:243–251. <https://doi.org/10.1086/155043>
- Goldreich P, Kumar P (1988) The interaction of acoustic radiation with turbulence. *ApJ* 326:462–478. <https://doi.org/10.1086/166108>
- Goldreich P, Murray N, Willette G, Kumar P (1991) Implications of solar p-mode frequency shifts. *ApJ* 370:752–762. <https://doi.org/10.1086/169858>
- Goldreich P, Murray N, Kumar P (1994) Excitation of solar p-modes. *ApJ* 424:466–479. <https://doi.org/10.1086/173904>
- Goode PR, Thompson MJ (1992) The effect of an inclined magnetic field on solar oscillation frequencies. *ApJ* 395:307–315. <https://doi.org/10.1086/171653>
- Gough DO (1977) Mixing-length theory for pulsating stars. *ApJ* 214:196–213. <https://doi.org/10.1086/155244>
- Gough DO (1983) The protosolar helium abundance. In: Shaver PA, Kunth D, Kjar K (eds) *Primordial helium*, pp 117–136
- Gough DO (1985) Theory of solar oscillations. In: Rolfe E, Battrick B (eds) *Future missions in solar, heliospheric & space plasma physics*, ESA Special Publication, vol SP-235. ESA, Noordwijk, p 183
- Gough DO (1990) Comments on helioseismic inference. In: Osaki Y, Shibahashi H (eds) *Progress of seismology of the Sun and stars*. Lecture notes in physics, vol 367. Springer, Berlin, p 283. <https://doi.org/10.1007/3-540-53091-6>
- Gough DO (1994) What can we learn from oscillation studies about irradiance and radius changes? In: Pap JM, Fröhlich C, Hudson HS, Tobiska WK (eds) *The Sun as a variable star: solar and stellar irradiance variations*. IAU Colloquium, vol 143. Cambridge University Press, Cambridge, pp 252–263. <https://doi.org/10.1017/S0252921100024751>
- Gough DO, Thompson MJ (1990) The effect of rotation and a buried magnetic field on stellar oscillations. *MNRAS* 242:25–55. <https://doi.org/10.1093/mnras/242.1.25>
- Greig G, Fossat E, Pomerantz M (1980) Solar oscillations—full disk observations from the geographic South Pole. *Nature* 288:541–544
- Gregory PC (2005) *Bayesian logical data analysis for the physical sciences*. Cambridge University Press, Cambridge
- Grigahcène A, Dupret MA, Gabriel M, Garrido R, Scuflaire R (2005) Convection–pulsation coupling. I. A mixing-length perturbative theory. *A&A* 434:1055–1062. <https://doi.org/10.1051/0004-6361:20041816>
- Gruberbauer M, Kallinger T, Weiss WW, Guenther DB (2009) On the detection of Lorentzian profiles in a power spectrum: a Bayesian approach using ignorance priors. *A&A* 506:1043–1053. <https://doi.org/10.1051/0004-6361/200811203>. arXiv:0811.3345

- Gruberbauer M, Guenther DB, MacLeod K, Kallinger T (2013) Bayesian asteroseismology of 23 solar-like Kepler targets. *MNRAS* 435:242–254. <https://doi.org/10.1093/mnras/stt1289>. arXiv:1307.4218
- Grundahl F, Christensen-Dalsgaard J, Græe Jørgensen U, Frandsen S, Kjeldsen H, Kjærgaard Rasmussen P (2011) SONG—getting ready for the prototype. *J Phys Conf Ser* 271(1):012083. <https://doi.org/10.1088/1742-6596/271/1/012083>
- Grundahl F, Fredslund Andersen M, Christensen-Dalsgaard J, Antoci V, Kjeldsen H, Handberg R, Houdek G, Bedding TR, Pallé PL, Jessen-Hansen J, Silva Aguirre V, White TR, Frandsen S, Albrecht S, Andersen MI, Arentoft T, Brogaard K, Chaplin WJ, Harpsøe K, Jørgensen UG, Karovicova I, Karoff C, Kjærgaard Rasmussen P, Lund MN, Sloth Lundkvist M, Skottfelt J, Norup Sørensen A, Tronsgaard R, Weiss E (2017) First results from the Hertzprung SONG telescope: asteroseismology of the G5 subgiant star μ Herculis. *ApJ* 836:142. <https://doi.org/10.3847/1538-4357/836/1/142>. arXiv:1701.03365
- Guenther DB, Kallinger T, Reegen P, Weiss WW, Matthews JM, Kuschnig R, Marchenko S, Moffat AFJ, Rucinski SM, Sasselov D, Walker GAH (2005) Stellar model analysis of the oscillation spectrum of η Bootis obtained from MOST. *ApJ* 635:547–559. <https://doi.org/10.1086/497387>. arXiv:astro-ph/0508449
- Guenther DB, Kallinger T, Reegen P, Weiss WW, Matthews JM, Kuschnig R, Moffat AFJ, Rucinski SM, Sasselov D, Walker GAH (2007) Searching for p-modes in η Bootis and Procyon using MOST satellite data. *Commun Asteroseism* 151:5–25. <https://doi.org/10.1553/cia151s5>
- Guzik JA, Houdek G, Chaplin WJ, Smalley B, Kurtz DW, Gilliland RL, Mullally F, Rowe JF, Bryson ST, Still MD, Antoci V, Appourchaux T, Basu S, Bedding TR, Benomar O, Garcia RA, Huber D, Kjeldsen H, Latham DW, Metcalfe TS, Pápics PI, White TR, Aerts C, Ballot J, Boyajian TS, Briquet M, Bruntt H, Buchhave LA, Campante TL, Catanzaro G, Christensen-Dalsgaard J, Davies GR, Doğan G, Dragomir D, Doyle AP, Elsworth Y, Frasca A, Gaulme P, Gruberbauer M, Handberg R, Hekker S, Karoff C, Lehmann H, Mathias P, Mathur S, Miglio A, Molenda-Zakowicz J, Mosser B, Murphy SJ, Régulo C, Ripepi V, Salabert D, Sousa SG, Stello D, Uytterhoeven K (2016) Detection of solar-like oscillations, observational constraints, and stellar models for theta Cyg, the brightest star observed by the Kepler mission. *ApJ* 831:17. <https://doi.org/10.3847/0004-637X/831/1/17>. arXiv:1607.01035
- Hall JC, Henry GW, Lockwood GW (2007) The Sun-like activity of the solar twin 18 Scorpii. *AJ* 133:2206–2208. <https://doi.org/10.1086/513195>. arXiv:astro-ph/0703450
- Handberg R, Campante TL (2011) Bayesian peak-bagging of solar-like oscillators using MCMC: a comprehensive guide. *A&A* 527:A56. <https://doi.org/10.1051/0004-6361/201015451>. arXiv:1101.0084
- Handberg R, Brogaard K, Miglio A, Bossini D, Elsworth Y, Slumstrup D, Davies GR, Chaplin WJ (2017) NGC 6819: testing the asteroseismic mass scale, mass loss and evidence for products of non-standard evolution. *MNRAS* 472:979–997. <https://doi.org/10.1093/mnras/stx1929>. arXiv:1707.08223
- Hansen CJ, Cox JP, van Horn HM (1977) The effects of differential rotation on the splitting of nonradial modes of stellar oscillation. *ApJ* 217:151–159. <https://doi.org/10.1086/155564>
- Harvey J (1985a) High-resolution helioseismology. In: Rolfe E, Battrick B (eds) *Future missions in solar, heliospheric & space plasma physics*, ESA Special Publication, vol SP-235, pp 199–208
- Harvey JW (1985b) Tech. Rep. 400-237, NASA JPL, Pasadena
- Hastings WK (1970) Monte Carlo sampling methods using Markov chains and their applications. *Biometrika* 57(1):97–109
- Hathaway DH (2015) The solar cycle. *Living Rev Sol Phys* 12:4. <https://doi.org/10.1007/lrsp-2015-4>. arXiv:1502.07020
- Hekker S, Christensen-Dalsgaard J (2017) Giant star seismology. *A&AR* 25:1. <https://doi.org/10.1007/s00159-017-0101-x>. arXiv:1609.07487
- Hekker S, Kallinger T, Baudin F, De Ridder J, Barban C, Carrier F, Hatzes AP, Weiss WW, Baglin A (2009) Characteristics of solar-like oscillations in red giants observed in the CoRoT exoplanet field. *A&A* 506:465–469. <https://doi.org/10.1051/0004-6361/200911858>. arXiv:0906.5002
- Hekker S, Broomhall A, Chaplin WJ, Elsworth YP, Fletcher ST, New R, Arentoft T, Quirion P, Kjeldsen H (2010) The Octave (Birmingham–Sheffield Hallam) automated pipeline for extracting oscillation parameters of solar-like main-sequence stars. *MNRAS* 402:2049–2059. <https://doi.org/10.1111/j.1365-2966.2009.16030.x>. arXiv:0911.2612
- Hekker S, Elsworth Y, De Ridder J, Mosser B, García RA, Kallinger T, Mathur S, Huber D, Buzasi DL, Preston HL, Hale SJ, Ballot J, Chaplin WJ, Régulo C, Bedding TR, Stello D, Borucki WJ, Koch DG, Jenkins J, Allen C, Gilliland RL, Kjeldsen H, Christensen-Dalsgaard J (2011) Solar-like oscillations in red giants observed with Kepler: comparison of global oscillation parameters from different methods. *A&A* 525:A131. <https://doi.org/10.1051/0004-6361/201015185>. arXiv:1008.2959

- Houdek G (2006) Stochastic excitation and damping of solar-like oscillations. In: Proceedings of SOHO 18/GONG 2006/HELAS I, Beyond the spherical Sun, ESA Special Publication, vol 624
- Houdek G, Gough DO (2007) An asteroseismic signature of helium ionization. *MNRAS* 375:861–880. <https://doi.org/10.1111/j.1365-2966.2006.11325.x>. [arXiv:astro-ph/0612030](https://arxiv.org/abs/astro-ph/0612030)
- Houdek G, Balmforth NJ, Christensen-Dalsgaard J, Gough DO (1999) Amplitudes of stochastically excited oscillations in main-sequence stars. *A&A* 351:582–596 [arXiv:astro-ph/9909107](https://arxiv.org/abs/astro-ph/9909107)
- Houdek G, Trampedach R, Aarslev MJ, Christensen-Dalsgaard J (2017) On the surface physics affecting solar oscillation frequencies. *MNRAS* 464:L124–L128. <https://doi.org/10.1093/mnras/ltw193>. [arXiv:1609.06129](https://arxiv.org/abs/1609.06129)
- Howe R (2009) Solar interior rotation and its variation. *Living Rev Sol Phys*. <https://doi.org/10.12942/lrsp-2009-1>
- Howell SB, Sobeck C, Haas M, Still M, Barclay T, Mullally F, Troeltzsch J, Aigrain S, Bryson ST, Caldwell D, Chaplin WJ, Cochran WD, Huber D, Marcy GW, Miglio A, Najita JR, Smith M, Twicken JD, Fortney JJ (2014) The K2 mission: characterization and early results. *PASP* 126:398–408. <https://doi.org/10.1086/676406>. [arXiv:1402.5163](https://arxiv.org/abs/1402.5163)
- Huber D (2018) Synergies between asteroseismology and exoplanetary science. In: Asteroseismology and exoplanets: listening to the stars and searching for new worlds vol 49, p 119. https://doi.org/10.1007/978-3-319-59315-9_6. [arXiv:1711.01281](https://arxiv.org/abs/1711.01281)
- Huber D, Bedding TR, Stello D, Mosser B, Mathur S, Kallinger T, Hekker S, Elsworth YP, Buzasi DL, De Ridder J, Gilliland RL, Kjeldsen H, Chaplin WJ, García RA, Hale SJ, Preston HL, White TR, Borucki WJ, Christensen-Dalsgaard J, Clarke BD, Jenkins JM, Koch D (2010) Asteroseismology of red giants from the first four months of Kepler data: global oscillation parameters for 800 stars. *ApJ* 723:1607–1617. <https://doi.org/10.1088/0004-637X/723/2/1607>. [arXiv:1010.4566](https://arxiv.org/abs/1010.4566)
- Huber D, Bedding TR, Stello D, Hekker S, Mathur S, Mosser B, Verner GA, Bonanno A, Buzasi DL, Campante TL, Elsworth YP, Hale SJ, Kallinger T, Silva Aguirre V, Chaplin WJ, De Ridder J, García RA, Appourchaux T, Frandsen S, Houdek G, Molenda-Zakowicz J, Monteiro MJPF, Christensen-Dalsgaard J, Gilliland RL, Kawaler SD, Kjeldsen H, Broomhall AM, Corsaro E, Salabert D, Sanderfer DT, Seader SE, Smith JC (2011) Testing scaling relations for solar-like oscillations from the main sequence to red giants using Kepler data. *ApJ* 743:143. <https://doi.org/10.1088/0004-637X/743/2/143>. [arXiv:1109.3460](https://arxiv.org/abs/1109.3460)
- Huber D, Ireland MJ, Bedding TR, Brandão IM, Piau L, Maestro V, White TR, Bruntt H, Casagrande L, Molenda-Zakowicz J, Silva Aguirre V, Sousa SG, Barclay T, Burke CJ, Chaplin WJ, Christensen-Dalsgaard J, Cunha MS, De Ridder J, Farrington CD, Frasca A, García RA, Gilliland RL, Goldfinger PJ, Hekker S, Kawaler SD, Kjeldsen H, McAlister HA, Metcalfe TS, Miglio A, Monteiro MJPF, Pinsonneault MH, Schaefer GH, Stello D, Stumpe MC, Sturmann J, Sturmann L, ten Brummelaar TA, Thompson MJ, Turner N, Uytterhoeven K (2012) Fundamental properties of stars using asteroseismology from Kepler and CoRoT and interferometry from the CHARA array. *ApJ* 760:32. <https://doi.org/10.1088/0004-637X/760/1/32>. [arXiv:1210.0012](https://arxiv.org/abs/1210.0012)
- Huber D, Zinn J, Bojesen-Hansen M, Pinsonneault M, Sahlholdt C, Serenelli A, Silva Aguirre V, Stassun K, Stello D, Tayar J, Bastien F, Bedding TR, Buchhave LA, Chaplin WJ, Davies GR, García RA, Latham DW, Mathur S, Mosser B, Sharma S (2017) Asteroseismology and Gaia: testing scaling relations using 2200 Kepler stars with TGAS parallaxes. *ApJ* 844:102. <https://doi.org/10.3847/1538-4357/aa75ca>. [arXiv:1705.04697](https://arxiv.org/abs/1705.04697)
- Huber D, Chaplin WJ, Chontos A, Kjeldsen H, Christensen-Dalsgaard J, Bedding TR, Ball W, Brahm R, Espinoza N, Henning T, Jordan A, Sarkis P, Knudstrup E, Albrecht S, Grundahl F, Fredslund Andersen M, Palle PL, Crossfield I, Fulton B, Howard AW, Isaacson HT, Weiss LM, Handberg R, Lund MN, Serenelli AM, Mosumgaard J, Stokholm A, Bierlya A, Buchhave LA, Latham DW, Quinn SN, Gaidos E, Hirano T, Ricker GP, Vanderspek RK, Seager S, Jenkins JM, Winn JN, Antia HM, Appourchaux T, Basu S, Bell KJ, Benomar O, Bonanno A, Buzasi DL, Campante TL, Celik Orhan Z, Corsaro E, Cunha MS, Davies GR, Deheuvels S, Grunblatt SK, Hasanzadeh A, Di Mauro MP, Garcia RA, Gaulme P, Girardi L, Guzik JA, Hon M, Jiang C, Kallinger T, Kawaler SD, Kuszlewicz JS, Lebreton Y, Li T, Lucas M, Lundkvist MS, Mathis S, Mathur S, Mazumdar A, Metcalfe TS, Miglio A, Monteiro MJ, Mosser B, Noll A, Nsamba B, Mann AW, Ong JMJ, Ortel S, Pereira F, Ranadive P, Regulo C, Rodrigues TS, Roxburgh IW, Silva Aguirre V, Smalley B, Schofield M, Sousa SG, Stassun KG, Stello D, Tayar J, White TR, Verma K, Vradar M, Yildiz M, Baker D, Bazot M, Beichmann C, Bergmann C, Bugnet L, Cale B, Carlino R, Cartwright SM, Christiansen JL, Ciardi DR, Creevey O, Dittmann JA, Dias Do Nascimento J, van Eylen V, Furesz G, Gagne J, Gao P, Gazzas K, Giddens F, Hall O,

- Hekker S, Ireland MJ, Latouf N, LeBrun D, Levine AM, Matzko W, Natinsky E, Page E, Plavchan P, Mansouri-Samani M, McCauliff S, Mullally SE, Orenstein B, Soto A, Paegert M, van Saders JL, Schnaible C, Soderblom DR, Szabo R, Tanner A, Tinney CG, Teske J, Thomas A, Trampedach R, Wright D, Zohrabi F (2019) A hot Saturn orbiting an oscillating late subgiant discovered by TESS. *AJ* 157:245. <https://doi.org/10.3847/1538-3881/ab1488>. arXiv:1901.01643
- Jefferies SM, Pomerantz MA, Duvall TL Jr, Harvey JW, Jaksha DB (1988) Helioseismology from the South Pole: comparison of 1987 and 1981 results. In: Rolfe EJ (ed) *Seismology of the Sun and Sun-like stars*, ESA Special Publication, vol 286, pp 279–284
- Jiménez A, García RA, Pérez Hernández F, Mathur S (2015) Analysis of the acoustic cut-off frequency and high-frequency peaks in six Kepler stars with stochastically excited pulsations. *A&A* 583:A74. <https://doi.org/10.1051/0004-6361/201526469>. arXiv:1508.04910
- Jiménez-Reyes SJ, García RA, Jiménez A, Chaplin WJ (2003) Excitation and damping of low-degree solar p-modes during activity cycle 23: analysis of GOLF and VIRGO Sun photometer data. *ApJ* 595:446–457. <https://doi.org/10.1086/377304>
- Jiménez-Reyes SJ, Chaplin WJ, Elsworth Y, García RA, Howe R, Socas-Navarro H, Toutain T (2007) On the variation of the peak asymmetry of low-l solar p modes. *ApJ* 654:1135–1145. <https://doi.org/10.1086/509700>
- Jouve L, Brown BP, Brun AS (2010) Exploring the P_{cyc} vs. P_{rot} relation with flux transport dynamo models of solar-like stars. *A&A* 509:A32. <https://doi.org/10.1051/0004-6361/200913103>. arXiv:0911.1947
- Kallinger T, Mosser B, Hekker S, Huber D, Stello D, Mathur S, Basu S, Bedding TR, Chaplin WJ, De Ridder J, Elsworth YP, Frandsen S, García RA, Gruberbauer M, Matthews JM, Borucki WJ, Bruntt H, Christensen-Dalsgaard J, Gilliland RL, Kjeldsen H, Koch DG (2010) Asteroseismology of red giants from the first four months of Kepler data: fundamental stellar parameters. *A&A* 522:A1. <https://doi.org/10.1051/0004-6361/201015263>. arXiv:1010.4589
- Karoff C (2007) High-frequency modes in solar-like stars. *MNRAS* 381:1001–1008. <https://doi.org/10.1111/j.1365-2966.2007.12340.x>. arXiv:0708.1832
- Karoff C, Metcalfe TS, Chaplin WJ, Elsworth Y, Kjeldsen H, Arentoft T, Buzasi D (2009) Sounding stellar cycles with Kepler—I. Strategy for selecting targets. *MNRAS* 399:914–923. <https://doi.org/10.1111/j.1365-2966.2009.15323.x>. arXiv:0906.5441
- Karoff C, Campante TL, Ballot J, Kallinger T, Gruberbauer M, García RA, Caldwell DA, Christiansen JL, Kinemuchi K (2013a) Observations of intensity fluctuations attributed to granulation and faculae on Sun-like stars from the Kepler mission. *ApJ* 767:34. <https://doi.org/10.1088/0004-637X/767/1/34>. arXiv:1302.5563
- Karoff C, Metcalfe TS, Chaplin WJ, Frandsen S, Grundahl F, Kjeldsen H, Christensen-Dalsgaard J, Nielsen MB, Frimann S, Thygesen AO, Arentoft T, Amby TM, Sousa SG, Buzasi DL (2013b) Sounding stellar cycles with Kepler—II. Ground-based observations. *MNRAS* 433:3227–3238. <https://doi.org/10.1093/mnras/stt964>. arXiv:1306.3306
- Karoff C, Metcalfe TS, Santos ÂRG, Montet BT, Isaacson H, Witzke V, Shapiro AI, Mathur S, Davies GR, Lund MN, Garcia RA, Brun AS, Salabert D, Avelino PP, van Saders J, Egeland R, Cunha MS, Campante TL, Chaplin WJ, Krivova N, Solanki SK, Stritzinger M, Knudsen MF (2018) The influence of metallicity on stellar differential rotation and magnetic activity. *ApJ* 852:46. <https://doi.org/10.3847/1538-4357/aaa026>. arXiv:1711.07716
- Kiefer R, Roth M (2018) The effect of toroidal magnetic fields on solar oscillation frequencies. *ApJ* 854:74. <https://doi.org/10.3847/1538-4357/aaa3f7>. arXiv:1801.07932
- Kiefer R, Schad A, Davies G, Roth M (2017) Stellar magnetic activity and variability of oscillation parameters: an investigation of 24 solar-like stars observed by Kepler. *A&A* 598:A77. <https://doi.org/10.1051/0004-6361/201628469>. arXiv:1611.02029
- Kippenhahn R, Weigert A (1990) *Stellar structure and evolution*. Astronomy and Astrophysics Library, Springer, Berlin. <https://doi.org/10.1007/978-3-642-61523-8>
- Kjeldsen H, Bedding TR (1995) Amplitudes of stellar oscillations: the implications for asteroseismology. *A&A* 293:87–106. arXiv:astro-ph/9403015
- Kjeldsen H, Bedding TR (2011) Amplitudes of solar-like oscillations: a new scaling relation. *A&A* 529:L8. <https://doi.org/10.1051/0004-6361/201116789>. arXiv:1104.1659
- Kjeldsen H, Bedding TR, Viskum M, Frandsen S (1995) Solarlike oscillations in eta Boo. *AJ* 109:1313–1319. <https://doi.org/10.1086/117363>. arXiv:astro-ph/9411016

- Kjeldsen H, Bedding TR, Baldry IK, Bruntt H, Butler RP, Fischer DA, Frandsen S, Gates EL, Grundahl F, Lang K, Marcy GW, Misch A, Vogt SS (2003) Confirmation of solar-like oscillations in η Bootis. *AJ* 126:1483–1488. <https://doi.org/10.1086/377315>. [arXiv:astro-ph/0305551](https://arxiv.org/abs/astro-ph/0305551)
- Kjeldsen H, Bedding TR, Butler RP, Christensen-Dalsgaard J, Kiss LL, McCarthy C, Marcy GW, Tinney CG, Wright JT (2005) Solar-like oscillations in α Centauri B. *ApJ* 635:1281–1290. <https://doi.org/10.1086/497530>. [arXiv:astro-ph/0508609](https://arxiv.org/abs/astro-ph/0508609)
- Kjeldsen H, Bedding TR, Arentoft T, Butler RP, Dall TH, Karoff C, Kiss LL, Tinney CG, Chaplin WJ (2008a) The amplitude of solar oscillations using stellar techniques. *ApJ* 682:1370–1375. <https://doi.org/10.1086/589142>. [arXiv:0804.1182](https://arxiv.org/abs/0804.1182)
- Kjeldsen H, Bedding TR, Christensen-Dalsgaard J (2008b) Correcting stellar oscillation frequencies for near-surface effects. *ApJ* 683:L175–L178. <https://doi.org/10.1086/591667>. [arXiv:0807.1769](https://arxiv.org/abs/0807.1769)
- Komm R, Howe R, Hill F (2002) Localizing width and energy of solar global p-modes. *ApJ* 572:663–673. <https://doi.org/10.1086/340196>
- Lanza AF (2010) Stellar magnetic cycles. In: Kosovichev AG, Andrei AH, Roeloft J-P (eds) *IAU symposium*, vol 264, pp 120–129. <https://doi.org/10.1017/S1743921309992523>. [arXiv:0909.4660](https://arxiv.org/abs/0909.4660)
- Lanza AF, Das Chagas ML, De Medeiros JR (2014) Measuring stellar differential rotation with high-precision space-borne photometry. *A&A* 564:A50. <https://doi.org/10.1051/0004-6361/201323172>. [arXiv:1402.6691](https://arxiv.org/abs/1402.6691)
- Lanza AF, Flaccomio E, Messina S, Micela G, Pagano I, Leto G (2016) Spot modelling of periodic weak-line T Tauri stars observed by CoRoT in NGC 2264. *A&A* 592:A140. <https://doi.org/10.1051/0004-6361/201628382>. [arXiv:1606.06055](https://arxiv.org/abs/1606.06055)
- Leão IC, Pasquini L, Ferreira Lopes CE, Neves V, Valcarce AAR, de Oliveira LLA, Freire da Silva D, de Freitas DB, Canto Martins BL, Janot-Pacheco E, Baglin A, De Medeiros JR (2015) Rotation period distribution of CoRoT and Kepler Sun-like stars. *A&A* 582:A85. <https://doi.org/10.1051/0004-6361/201526085>. [arXiv:1509.01523](https://arxiv.org/abs/1509.01523)
- Lebreton Y, Goupil MJ (2012) Seismic signature of envelope penetrative convection: the CoRoT star HD 52265. *A&A* 544:L13. <https://doi.org/10.1051/0004-6361/201220000>. [arXiv:1207.6957](https://arxiv.org/abs/1207.6957)
- Lebreton Y, Goupil MJ (2014) Asteroseismology for “à la carte” stellar age-dating and weighing. Age and mass of the CoRoT exoplanet host HD 52265. *A&A* 569:A21. <https://doi.org/10.1051/0004-6361/201423797>. [arXiv:1406.0652](https://arxiv.org/abs/1406.0652)
- Lebreton Y, Goupil MJ, Montalbán J (2014a) How accurate are stellar ages based on stellar models? I. The impact of stellar models uncertainties. In: Lebreton Y, Valls-Gabaud D, Charbonnel C (eds) *The Ages of Stars*. EAS Publications Series, vol 65, pp 99–176. <https://doi.org/10.1051/eas/1465004>. [arXiv:1410.5336](https://arxiv.org/abs/1410.5336)
- Lebreton Y, Goupil MJ, Montalbán J (2014b) How accurate are stellar ages based on stellar models? II. The impact of asteroseismology. In: Lebreton Y, Valls-Gabaud D, Charbonnel C (eds) *The Ages of Stars*. EAS Publication Series, vol 65, pp 177–223. <https://doi.org/10.1051/eas/1465005>. [arXiv:1410.5337](https://arxiv.org/abs/1410.5337)
- Ledoux P (1951) The nonradial oscillations of gaseous stars and the problem of Beta Canis Majoris. *ApJ* 114:373. <https://doi.org/10.1086/145477>
- Lefebvre S, García RA, Jiménez-Reyes SJ, Turck-Chièze S, Mathur S (2008) Variations of the solar granulation motions with height using the GOLF/SoHO experiment. *A&A* 490:1143–1149. <https://doi.org/10.1051/0004-6361:200810344>. [arXiv:0808.0422](https://arxiv.org/abs/0808.0422)
- Lenain G, Scuflaire R, Dupret MA, Noels A (2006) The epsilon-mechanism in PMS and MS delta Scuti stars. *Commun Asteroseism* 147:93–96. <https://doi.org/10.1553/cia147s93>
- Libbrecht KG (1988) Solar p-mode phenomenology. *ApJ* 334:510–516. <https://doi.org/10.1086/166855>
- Libbrecht KG (1992) On the ultimate accuracy of solar oscillation frequency measurements. *ApJ* 387:712–714. <https://doi.org/10.1086/171119>
- Libbrecht KG, Woodard MF (1990) Solar-cycle effects on solar oscillation frequencies. *Nature* 345:779–782. <https://doi.org/10.1038/345779a0>
- Loi ST, Papaloizou JCB (2017) Torsional Alfvén resonances as an efficient damping mechanism for non-radial oscillations in red giant stars. *MNRAS* 467:3212–3225. <https://doi.org/10.1093/mnras/stx281>. [arXiv:1701.08771](https://arxiv.org/abs/1701.08771)
- Loi ST, Papaloizou JCB (2018) Effects of a strong magnetic field on internal gravity waves: trapping, phase mixing, reflection, and dynamical chaos. *MNRAS* 477:5338–5357. <https://doi.org/10.1093/mnras/sty917>. [arXiv:1804.03664](https://arxiv.org/abs/1804.03664)
- Lopes I, Turck-Chièze S (1994) The second order asymptotic theory for the solar and stellar low degree acoustic mode predictions. *A&A* 290:845–860

- Lopes I, Turck-Chièze S, Michel E, Goupil MJ (1997) Diagnostics of the external physical processes from global oscillations of solar-like stars. *ApJ* 480:794–802. <https://doi.org/10.1086/303985>
- Lund MN, Miesch MS, Christensen-Dalsgaard J (2014) Differential rotation in main-sequence solar-like stars: qualitative inference from asteroseismic data. *ApJ* 790:121. <https://doi.org/10.1088/0004-637X/790/2/121>. [arXiv:1406.7873](https://arxiv.org/abs/1406.7873)
- Lund MN, Basu S, Silva Aguirre V, Chaplin WJ, Serenelli AM, García RA, Latham DW, Casagrande L, Bieryla A, Davies GR, Viani LS, Buchhave LA, Miglio A, Soderblom DR, Valenti JA, Stefanik RP, Handberg R (2016a) Asteroseismology of the Hyades with K2: first detection of main-sequence solar-like oscillations in an open cluster. *MNRAS* 463:2600–2611. <https://doi.org/10.1093/mnras/stw2160>. [arXiv:1608.07290](https://arxiv.org/abs/1608.07290)
- Lund MN, Chaplin WJ, Casagrande L, Silva Aguirre V, Basu S, Bieryla A, Christensen-Dalsgaard J, Latham DW, White TR, Davies GR, Huber D, Buchhave LA, Handberg R (2016b) Asteroseismic properties of solar-type stars observed with the NASA K2 mission: results from campaigns 1–3 and prospects for future observations. *PASP* 128(12):124204. <https://doi.org/10.1088/1538-3873/128/970/124204>. [arXiv:1608.07292](https://arxiv.org/abs/1608.07292)
- Lund MN, Silva Aguirre V, Davies GR, Chaplin WJ, Christensen-Dalsgaard J, Houdek G, White TR, Bedding TR, Ball WH, Huber D, Antia HM, Lebreton Y, Latham DW, Handberg R, Verma K, Basu S, Casagrande L, Justesen AB, Kjeldsen H, Mosumgaard JR (2017) Standing on the shoulders of Dwarfs: the Kepler asteroseismic LEGACY sample. I. Oscillation mode parameters. *ApJ* 835:172. <https://doi.org/10.3847/1538-4357/835/2/172>. [arXiv:1612.00436](https://arxiv.org/abs/1612.00436)
- Lundkvist MS, Kjeldsen H, Albrecht S, Davies GR, Basu S, Huber D, Justesen AB, Karoff C, Silva Aguirre V, van Eylen V, Vang C, Arentoft T, Barclay T, Bedding TR, Campante TL, Chaplin WJ, Christensen-Dalsgaard J, Elsworth YP, Gilliland RL, Handberg R, Hekker S, Kawaler SD, Lund MN, Metcalfe TS, Miglio A, Rowe JF, Stello D, Tingley B, White TR (2016) Hot super-Earths stripped by their host stars. *Nature Commun* 7:11201. <https://doi.org/10.1038/ncomms11201>. [arXiv:1604.05220](https://arxiv.org/abs/1604.05220)
- Magic Z, Weiss A (2016) Surface-effect corrections for the solar model. *A&A* 592:A24. <https://doi.org/10.1051/0004-6361/201527690>. [arXiv:1606.01030](https://arxiv.org/abs/1606.01030)
- Marques JP, Goupil MJ, Lebreton Y, Talon S, Palacios A, Belkacem K, Ouazzani RM, Mosser B, Moya A, Morel P, Pichon B, Mathis S, Zahn JP, Turck-Chièze S, Nghiem PAP (2013) Seismic diagnostics for transport of angular momentum in stars. I. Rotational splittings from the pre-main sequence to the red-giant branch. *A&A* 549:A74. <https://doi.org/10.1051/0004-6361/201220211>. [arXiv:1211.1271](https://arxiv.org/abs/1211.1271)
- Martić M, Schmitt J, Lebrun JC, Barban C, Connes P, Bouchy F, Michel E, Baglin A, Appourchaux T, Bertaux JL (1999) Evidence for global pressure oscillations on Procyon. *A&A* 351:993–1002
- Martić M, Lebrun JC, Schmitt J, Appourchaux T, Bertaux JL (2001) Observing solar-like oscillations: α CMi, η Cas A and ζ Her A. In: Wilson A, Pallé PL (eds) SOHO 10/GONG 2000 workshop: Helio- and asteroseismology at the Dawn of the millennium, ESA Special Publication, vol 464, pp 431–434
- Martić M, Lebrun JC, Appourchaux T, Schmitt J (2004) A radial velocity search for P-modes in VIR. In: Danesy D (ed) SOHO 14 Helio- and asteroseismology: towards a golden future, ESA Special Publication, vol 559, p 563 [arXiv:astro-ph/0409126](https://arxiv.org/abs/astro-ph/0409126)
- Mathis S (2013) Transport processes in stellar interiors. In: Goupil M, Belkacem K, Neiner C, Lignières F, Green JJ (eds) Studying stellar rotation and convection. Lecture notes in physics, vol 865. Springer, Berlin, p 23. https://doi.org/10.1007/978-3-642-33380-4_2
- Mathis S, Zahn JP (2004) Transport and mixing in the radiation zones of rotating stars. I. Hydrodynamical processes. *A&A* 425:229–242. <https://doi.org/10.1051/0004-6361:20040278>. [arXiv:astro-ph/0406418](https://arxiv.org/abs/astro-ph/0406418)
- Mathis S, Zahn JP (2005) Transport and mixing in the radiation zones of rotating stars. II. Axisymmetric magnetic field. *A&A* 440:653–666. <https://doi.org/10.1051/0004-6361:20052640>. [arXiv:astro-ph/0506105](https://arxiv.org/abs/astro-ph/0506105)
- Mathur S, Turck-Chièze S, Couvidat S, García RA (2007) On the characteristics of the solar gravity mode frequencies. *ApJ* 668:594–602. <https://doi.org/10.1086/521187>
- Mathur S, Eff-Darwich A, García RA, Turck-Chièze S (2008) Sensitivity of helioseismic gravity modes to the dynamics of the solar core. *A&A* 484:517–522. <https://doi.org/10.1051/0004-6361:20078839>. [arXiv:0803.3966](https://arxiv.org/abs/0803.3966)
- Mathur S, García RA, Catala C, Bruntt H, Mosser B, Appourchaux T, Ballot J, Creevey OL, Gaulme P, Hekker S, Huber D, Karoff C, Piau L, Régulo C, Roxburgh IW, Salabert D, Verner GA, Auvergne M, Baglin A, Chaplin WJ, Elsworth Y, Michel E, Samadi R, Sato K, Stello D (2010a) The solar-like

- CoRoT target HD 170987: spectroscopic and seismic observations. *A&A* 518:A53. <https://doi.org/10.1051/0004-6361/201014103>. arXiv:1004.4891
- Mathur S, García RA, Régulo C, Creevey OL, Ballot J, Salabert D, Arentoft T, Quirion P, Chaplin WJ, Kjeldsen H (2010b) Determining global parameters of the oscillations of solar-like stars. *A&A* 511:A46. <https://doi.org/10.1051/0004-6361/200913266>. arXiv:0912.3367
- Mathur S, Handberg R, Campante TL, García RA, Appourchaux T, Bedding TR, Mosser B, Chaplin WJ, Ballot J, Benomar O, Bonanno A, Corsaro E, Gaulme P, Hekker S, Régulo C, Salabert D, Verner G, White TR, Brandão IM, Creevey OL, Doğan G, Elsworth Y, Huber D, Hale SJ, Houdek G, Karoff C, Metcalfe TS, Molenda-Zakowicz J, Monteiro MJPF, Thompson MJ, Christensen-Dalsgaard J, Gilliland RL, Kawaler SD, Kjeldsen H, Quintana EV, Sanderfer DT, Seader SE (2011a) Solar-like oscillations in KIC 11395018 and KIC 11234888 from 8 months of Kepler data. *ApJ* 733:95. <https://doi.org/10.1088/0004-637X/733/2/95>. arXiv:1103.4085
- Mathur S, Hekker S, Trampedach R, Ballot J, Kallinger T, Buzasi D, García RA, Huber D, Jiménez A, Mosser B, Bedding TR, Elsworth Y, Régulo C, Stello D, Chaplin WJ, De Ridder J, Hale SJ, Kinemuchi K, Kjeldsen H, Mullally F, Thompson SE (2011b) Granulation in red giants: observations by the Kepler mission and three-dimensional convection simulations. *ApJ* 741:119. <https://doi.org/10.1088/0004-637X/741/2/119>. arXiv:1109.1194
- Mathur S, Metcalfe TS, Woitaszek M, Bruntt H, Verner GA, Christensen-Dalsgaard J, Creevey OL, Doğan G, Basu S, Karoff C, Stello D, Appourchaux T, Campante TL, Chaplin WJ, García RA, Bedding TR, Benomar O, Bonanno A, Deheuvels S, Elsworth Y, Gaulme P, Guzik JA, Handberg R, Hekker S, Herzberg W, Monteiro MJPF, Piau L, Quirion PO, Régulo C, Roth M, Salabert D, Serenelli A, Thompson MJ, Trampedach R, White TR, Ballot J, Brandão IM, Molenda-Zakowicz J, Kjeldsen H, Twicken JD, Uddin K, Wohler B (2012) A uniform asteroseismic analysis of 22 solar-type stars observed by Kepler. *ApJ* 749:152. <https://doi.org/10.1088/0004-637X/749/2/152>. arXiv:1202.2844
- Mathur S, Bruntt H, Catala C, Benomar O, Davies GR, García RA, Salabert D, Ballot J, Mosser B, Régulo C, Chaplin WJ, Elsworth Y, Handberg R, Hekker S, Mantegazza L, Michel E, Poretti E, Rainer M, Roxburgh IW, Samadi R, Stęszlicki M, Uytterhoeven K, Verner GA, Auvergne M, Baglin A, Barceló Forteza S, Baudin F, Roca Cortés T (2013a) Study of HD 169392A observed by CoRoT and HARPS. *A&A* 549:A12. <https://doi.org/10.1051/0004-6361/201219678>. arXiv:1209.5696
- Mathur S, García RA, Morgenthaler A, Salabert D, Petit P, Ballot J, Régulo C, Catala C (2013b) Constraining magnetic-activity modulations in three solar-like stars observed by CoRoT and NARVAL. *A&A* 550:A32. <https://doi.org/10.1051/0004-6361/201117913>. arXiv:1212.0630
- Mathur S, García RA, Ballot J, Ceillier T, Salabert D, Metcalfe TS, Régulo C, Jiménez A, Bloemen S (2014a) Magnetic activity of F stars observed by Kepler. *A&A* 562:A124. <https://doi.org/10.1051/0004-6361/201322707>. arXiv:1312.6997
- Mathur S, Salabert D, García RA, Ceillier T (2014b) Photometric magnetic-activity metrics tested with the Sun: application to Kepler M dwarfs. *J Space Weather Space Clim* 4(27):A15. <https://doi.org/10.1051/swsc/2014011>. arXiv:1404.3076
- Mathur S, Huber D, Batalha NM, Ciardi DR, Bastien FA, Bieryla A, Buchhave LA, Cochran WD, Endl M, Esquerdo GA, Furlan E, Howard A, Howell SB, Isaacson H, Latham DW, MacQueen PJ, Silva DR (2017) Revised stellar properties of Kepler targets for the Q1–17 (DR25) transit detection run. *ApJS* 229:30. <https://doi.org/10.3847/1538-4365/229/2/30>. arXiv:1609.04128
- Matthews J (1998) MOST: probing stellar interiors with Canadas first space telescope. *JRASC* 92:314
- Matthews JM, Kusching R, Guenther DB, Walker GAH, Moffat AFJ, Rucinski SM, Sasselov D, Weiss WW (2004) No stellar p-mode oscillations in space-based photometry of Procyon. *Nature* 430:51–53. <https://doi.org/10.1038/nature02671>
- Mazumdar A, Antia HM (2001) Seismic detection of stellar tachoclines. *A&A* 368:L8–L12. <https://doi.org/10.1051/0004-6361/20010145>. arXiv:astro-ph/0102008
- Mazumdar A, Monteiro MJPF, Ballot J, Antia HM, Basu S, Houdek G, Mathur S, Cunha MS, Silva Aguirre V, García RA, Salabert D, Verner GA, Christensen-Dalsgaard J, Metcalfe TS, Sanderfer DT, Seader SE, Smith JC, Chaplin WJ (2014) Measurement of acoustic glitches in solar-type stars from oscillation frequencies observed by Kepler. *ApJ* 782:18. <https://doi.org/10.1088/0004-637X/782/1/18>. arXiv:1312.4907
- McQuillan A, Aigrain S, Mazeh T (2013) Measuring the rotation period distribution of field M dwarfs with Kepler. *MNRAS* 432:1203–1216. <https://doi.org/10.1093/mnras/stt536>. arXiv:1303.6787
- McQuillan A, Mazeh T, Aigrain S (2014) Rotation periods of 34,030 Kepler main-sequence stars: the full autocorrelation sample. *ApJS* 211:24. <https://doi.org/10.1088/0067-0049/211/2/24>. arXiv:1402.5694

- Metcalfe TS, Charbonneau P (2003) Stellar structure modeling using a parallel genetic algorithm for objective global optimization. *J Comput Phys* 185:176–193. [https://doi.org/10.1016/S0021-9991\(02\)00053-0](https://doi.org/10.1016/S0021-9991(02)00053-0). arXiv:astro-ph/0208315
- Metcalfe TS, van Saders J (2017) Magnetic evolution and the disappearance of Sun-like activity cycles. *Sol Phys* 292:126. <https://doi.org/10.1007/s11207-017-1157-5>. arXiv:1705.09668
- Metcalfe TS, Dziembowski WA, Judge PG, Snow M (2007) Asteroseismic signatures of stellar magnetic activity cycles. *MNRAS* 379:L16–L20. <https://doi.org/10.1111/j.1745-3933.2007.00325.x>. arXiv:0704.1606
- Metcalfe TS, Monteiro MJPF, Thompson MJ, Molenda-Zakowicz J, Appourchaux T, Chaplin WJ, Doğan G, Eggenberger P, Bedding TR, Bruntt H, Creevey OL, Quirion P, Stello D, Bonanno A, Silva Aguirre V, Basu S, Esch L, Gai N, Di Mauro MP, Kosovichev AG, Kitiashvili IN, Suárez JC, Moya A, Piau L, García RA, Marques JP, Frasca A, Biazzo K, Sousa SG, Dreizler S, Bazot M, Karoff C, Frandsen S, Wilson PA, Brown TM, Christensen-Dalsgaard J, Gilliland RL, Kjeldsen H, Campante TL, Fletcher ST, Handberg R, Régulo C, Salabert D, Schou J, Verner GA, Ballot J, Broomhall A, Elsworth Y, Hekker S, Huber D, Mathur S, New R, Roxburgh IW, Sato KH, White TR, Borucki WJ, Koch DG, Jenkins JM (2010) A precise asteroseismic age and radius for the evolved Sun-like star KIC 11026764. *ApJ* 723:1583–1598. <https://doi.org/10.1088/0004-637X/723/2/1583>. arXiv:1010.4329
- Metcalfe TS, Chaplin WJ, Appourchaux T, García RA, Basu S, Brandão I, Creevey OL, Deheuvels S, Doğan G, Eggenberger P, Karoff C, Miglio A, Stello D, Yıldız M, Çelik Z, Antia HM, Benomar O, Howe R, Régulo C, Salabert D, Stahn T, Bedding TR, Davies GR, Elsworth Y, Gizon L, Hekker S, Mathur S, Mosser B, Bryson ST, Still MD, Christensen-Dalsgaard J, Gilliland RL, Kawaler SD, Kjeldsen H, Ibrahim KA, Klaus TC, Li J (2012) Asteroseismology of the solar analogs 16 Cyg A and B from Kepler observations. *ApJ* 748:L10. <https://doi.org/10.1088/2041-8205/748/1/L10>. arXiv:1201.5966
- Metcalfe TS, Buccino AP, Brown BP, Mathur S, Soderblom DR, Henry TJ, Mauas PJD, Petrucci R, Hall JC, Basu S (2013) Magnetic activity cycles in the exoplanet host star epsilon Eridani. *ApJ* 763:L26. <https://doi.org/10.1088/2041-8205/763/2/L26>. arXiv:1212.4425
- Metropolis N, Rosenbluth AW, Rosenbluth MN, Teller AH, Teller E (1953) Equation of state calculations by fast computing machines. *Space Sci Rev* 21:1087–1092. <https://doi.org/10.1063/1.1699114>
- Michalik D, Lindegren L, Hobbs D (2015) The Tycho-Gaia astrometric solution. How to get 2.5 million parallaxes with less than one year of Gaia data. *A&A* 574:A115. <https://doi.org/10.1051/0004-6361/201425310>. arXiv:1412.8770
- Michel E, Samadi R, Baudin F, Barban C, Appourchaux T, Auvergne M (2009) Intrinsic photometric characterisation of stellar oscillations and granulation. Solar reference values and CoRoT response functions. *A&A* 495:979–987. <https://doi.org/10.1051/0004-6361:200810353>. arXiv:0809.1078
- Monteiro MJPF (2008) Porto oscillation code (POSC). *Ap&SS* 316:121–127. <https://doi.org/10.1007/s10509-008-9802-y>. arXiv:0804.1149
- Monteiro MJPF, Christensen-Dalsgaard J, Thompson MJ (1994) Seismic study of overshoot at the base of the solar convective envelope. *A&A* 283:247–262
- Monteiro MJPF, Christensen-Dalsgaard J, Thompson MJ (2000) Seismic study of stellar convective regions: the base of the convective envelope in low-mass stars. *MNRAS* 316:165–172. <https://doi.org/10.1046/j.1365-8711.2000.03471.x>
- Mosser B, Appourchaux T (2009) On detecting the large separation in the autocorrelation of stellar oscillation times series. *A&A* 508:877–887. <https://doi.org/10.1051/0004-6361/200912944>. arXiv:0909.0782
- Mosser B, Maillard JP, Mekarnia D, Gay J (1998) New limit on the p-mode oscillations of Procyon obtained by Fourier transform seismometry. *A&A* 340:457–462
- Mosser B, Bouchy F, Catala C, Michel E, Samadi R, Thévenin F, Eggenberger P, Sosnowska D, Moutou C, Baglin A (2005) Seismology and activity of the F type star HD 49933. *A&A* 431:L13–L16. <https://doi.org/10.1051/0004-6361:200500003>. arXiv:astro-ph/0501459
- Mosser B, Deheuvels S, Michel E, Thévenin F, Dupret MA, Samadi R, Barban C, Goupil MJ (2008) HD 203608, a quiet asteroseismic target in the old galactic disk. *A&A* 488:635–642. <https://doi.org/10.1051/0004-6361:200810011>. arXiv:0804.3119
- Mosser B, Baudin F, Lanza AF, Hulot JC, Catala C, Baglin A, Auvergne M (2009a) Short-lived spots in solar-like stars as observed by CoRoT. *A&A* 506:245–254. <https://doi.org/10.1051/0004-6361/20091942>. arXiv:0908.2355
- Mosser B, Michel E, Appourchaux T, Barban C, Baudin F, Boumier P, Bruntt H, Catala C, Deheuvels S, García RA, Gaulme P, Régulo C, Roxburgh I, Samadi R, Verner G, Auvergne M, Baglin A, Ballot

- J, Benomar O, Mathur S (2009b) The CoRoT target HD 175726: an active star with weak solar-like oscillations. *A&A* 506:33–40. <https://doi.org/10.1051/0004-6361/200911917>. arXiv:0908.2244
- Mosser B, Belkacem K, Goupil M, Miglio A, Morel T, Barban C, Baudin F, Hekker S, Samadi R, De Ridder J, Weiss W, Auvergne M, Baglin A (2010) Red-giant seismic properties analyzed with CoRoT. *A&A* 517:A22. <https://doi.org/10.1051/0004-6361/201014036>. arXiv:1004.0449
- Mosser B, Barban C, Montalbán J, Beck PG, Miglio A, Belkacem K, Goupil MJ, Hekker S, De Ridder J, Dupret MA, Elsworth Y, Noels A, Baudin F, Michel E, Samadi R, Auvergne M, Baglin A, Catala C (2011a) Mixed modes in red-giant stars observed with CoRoT. *A&A* 532:A86. <https://doi.org/10.1051/0004-6361/201116825>. arXiv:1105.6113
- Mosser B, Belkacem K, Goupil MJ, Michel E, Elsworth Y, Barban C, Kallinger T, Hekker S, De Ridder J, Samadi R, Baudin F, Pinheiro FJG, Auvergne M, Baglin A, Catala C (2011b) The universal red-giant oscillation pattern. An automated determination with CoRoT data. *A&A* 525:L9+. <https://doi.org/10.1051/0004-6361/201015440>. arXiv:1011.1928
- Mosser B, Elsworth Y, Hekker S, Huber D, Kallinger T, Mathur S, Belkacem K, Goupil MJ, Samadi R, Barban C, Bedding TR, Chaplin WJ, García RA, Stello D, De Ridder J, Middour CK, Morris RL, Quintana EV (2012) Characterization of the power excess of solar-like oscillations in red giants with Kepler. *A&A* 537:A30. <https://doi.org/10.1051/0004-6361/201117352>. arXiv:1110.0980
- Mosser B, Dziembowski WA, Belkacem K, Goupil MJ, Michel E, Samadi R, Soszyński I, Vradar M, Elsworth Y, Hekker S, Mathur S (2013) Period-luminosity relations in evolved red giants explained by solar-like oscillations. *A&A* 559:A137. <https://doi.org/10.1051/0004-6361/201322243>. arXiv:1310.0839
- Mosser B, Belkacem K, Pinçon C, Takata M, Vradar M, Barban C, Goupil MJ, Kallinger T, Samadi R (2017) Dipole modes with depressed amplitudes in red giants are mixed modes. *A&A* 598:A62. <https://doi.org/10.1051/0004-6361/201629494>. arXiv:1610.03872
- Moya A, Garrido R (2008) Granada oscillation code (GraCo). *Ap&SS* 316:129–133. <https://doi.org/10.1007/s10509-007-9694-2>. arXiv:0711.2590
- Murphy SJ, Shibahashi H, Kurtz DW (2013) Super-Nyquist asteroseismology with the Kepler space telescope. *MNRAS* 430:2986–2998. <https://doi.org/10.1093/mnras/stt105>. arXiv:1212.5603
- Nielsen MB, Gizon L, Schunker H, Karoff C (2013) Rotation periods of 12 000 main-sequence Kepler stars: dependence on stellar spectral type and comparison with $v \sin i$ observations. *A&A* 557:L10. <https://doi.org/10.1051/0004-6361/201321912>. arXiv:1305.5721
- Nielsen MB, Gizon L, Schunker H, Schou J (2014) Rotational splitting as a function of mode frequency for six Sun-like stars. *A&A* 568:L12. <https://doi.org/10.1051/0004-6361/201424525>. arXiv:1408.4307
- Nielsen MB, Schunker H, Gizon L, Ball WH (2015) Constraining differential rotation of Sun-like stars from asteroseismic and starspot rotation periods. *A&A* 582:A10. <https://doi.org/10.1051/0004-6361/201526615>. arXiv:1508.02164
- Nielsen MB, Schunker H, Gizon L, Schou J, Ball WH (2017) Limits on radial differential rotation in Sun-like stars from parametric fits to oscillation power spectra. *A&A* 603:A6. <https://doi.org/10.1051/0004-6361/201730896>. arXiv:1705.10517
- Nishizawa Y, Shibahashi H (1995) Implication of long-term frequency variation. In: Ulrich RK, Rhodes EJ Jr, Dappen W (eds) GONG 1994. Helio- and astro-seismology from the Earth and Space, ASP conference series, vol 76. Astronomical Society of the Pacific, San Francisco, p 280
- Noyes RW, Hartmann LW, Baliunas SL, Duncan DK, Vaughan AH (1984a) Rotation, convection, and magnetic activity in lower main-sequence stars. *ApJ* 279:763–777. <https://doi.org/10.1086/161945>
- Noyes RW, Weiss NO, Vaughan AH (1984b) The relation between stellar rotation rate and activity cycle periods. *ApJ* 287:769–773. <https://doi.org/10.1086/162735>
- Oláh K, Kolláth Z, Granzer T, Strassmeier KG, Lanza AF, Järvinen S, Korhonen H, Baliunas SL, Soon W, Messina S, Cutispoto G (2009) Multiple and changing cycles of active stars. II. Results. *A&A* 501:703–713. <https://doi.org/10.1051/0004-6361/200811304>. arXiv:0904.1747
- Oti Floranes H, Christensen-Dalsgaard J, Thompson MJ (2005) The use of frequency-separation ratios for asteroseismology. *MNRAS* 356:671–679. <https://doi.org/10.1111/j.1365-2966.2004.08487.x>
- Ozel N, Mosser B, Dupret MA, Bruntt H, Barban C, Deheuvels S, García RA, Michel E, Samadi R, Baudin F, Mathur S, Régulo C, Auvergne M, Catala C, Morel P, Pichon B (2013) Differential asteroseismic study of seismic twins observed by CoRoT. Comparison of HD 175722 with HD 181420. *A&A* 558:A79. <https://doi.org/10.1051/0004-6361/201321846>. arXiv:1309.2009
- Pallé PL, Régulo C, Roca Cortés T (1989) Solar cycle induced variations of the low l solar acoustic spectrum. *A&A* 224:253–258

- Pallé PL, Régulo C, Roca Cortés T (1990) The spectrum of solar p-modes and the solar activity cycle. In: Osaki Y, Shibahashi H (eds) Progress of seismology of the Sun and stars. Lecture notes in physics, vol 367. Springer, Berlin, p 129. https://doi.org/10.1007/3-540-53091-6_73
- Perryman MAC, de Boer KS, Gilmore G, Høg E, Lattanzi MG, Lindegren L, Luri X, Mignard F, Pace O, de Zeeuw PT (2001) GAIA: composition, formation and evolution of the Galaxy. *A&A* 369:339–363. <https://doi.org/10.1051/0004-6361/20010085>. arXiv:astro-ph/0101235
- Piau L, Collet R, Stein RF, Trampedach R, Morel P, Turck-Chièze S (2014) Models of solar surface dynamics: impact on eigenfrequencies and radius. *MNRAS* 437:164–175. <https://doi.org/10.1093/mnras/stt1866>. arXiv:1309.7179
- Pinsonneault MH, Elsworth YP, Tayar J, Serenelli A, Stello D, Zinn J, Mathur S, García RA, Johnson JA, Hekker S, Huber D, Kallinger T, Mészáros S, Mosser B, Stassun K, Girardi L, Rodrigues TS, Silva Aguirre V, An D, Basu S, Chaplin WJ, Corsaro E, Cunha K, García-Hernández DA, Holtzman J, Jönsson H, Shetrone M, Smith VV, Sobek JS, Stringfellow GS, Zamora O, Beers TC, Fernández-Trincado JG, Frinchaboy PM, Hearty FR, Nitschelm C (2018) The second APOKASC catalog: the empirical approach. *ApJS* 239:32. <https://doi.org/10.3847/1538-4365/aabfd>. arXiv:1804.09983
- Pires S, Mathur S, García RA, Ballot J, Stello D, Sato K (2015) Gap interpolation by inpainting methods: application to ground and space-based asteroseismic data. *A&A* 574:A18. <https://doi.org/10.1051/0004-6361/201322361>. arXiv:1410.6088
- Popielski BL, Dziembowski WA (2005) Seismic diagnostics of mixing beyond the convective core in intermediate mass main-sequence stars. *Acta Astron* 55:177–193. arXiv:astro-ph/0505522
- Provost J (2008) NOSC: Nice Oscillations Code. *Ap&SS* 316:135–140. <https://doi.org/10.1007/s10509-007-9654-x>
- Provost J, Berthomieu G, Bigot L, Morel P (2005) Effect of microscopic diffusion on asteroseismic properties of intermediate-mass stars. *A&A* 432:225–233. <https://doi.org/10.1051/0004-6361/20041387>
- Quirion PO, Christensen-Dalsgaard J, Arentoft T (2010) Automatic determination of stellar parameters via asteroseismology of stochastically oscillating stars: comparison with direct measurements. *ApJ* 725:2176–2189. <https://doi.org/10.1088/0004-637X/725/2/2176>. arXiv:1009.5131
- Rauer H, Catala C, Aerts C, Appourchaux T, Benz W, Brandeker A, Christensen-Dalsgaard J, Deleuil M et al (2014) The PLATO 2.0 mission. *Exp Astron* 38:249–330. <https://doi.org/10.1007/s10686-014-9383-4>. arXiv:1310.0696
- Reese DR, Marques JP, Goupil MJ, Thompson MJ, Deheuvels S (2012) Estimating stellar mean density through seismic inversions. *A&A* 539:A63. <https://doi.org/10.1051/0004-6361/201118156>. arXiv:1201.1844
- Régulo C, Roca Cortés T (2005) Stellar p-mode oscillations signal in Procyon A from MOST data. *A&A* 444:L5–L8. <https://doi.org/10.1051/0004-6361/200500192>
- Régulo C, García RA, Ballot J (2016) Magnetic activity cycles in solar-like stars: the cross-correlation technique of p-mode frequency shifts. *A&A* 589:A103. <https://doi.org/10.1051/0004-6361/201425408>. arXiv:1603.04673
- Reinhold T, Arlt R (2015) Discriminating solar and antisolar differential rotation in high-precision light curves. *A&A* 576:A15. <https://doi.org/10.1051/0004-6361/201425337>. arXiv:1501.07817
- Reinhold T, Gizon L (2015) Rotation, differential rotation, and gyrochronology of active Kepler stars. *A&A* 583:A65. <https://doi.org/10.1051/0004-6361/201526216>. arXiv:1507.07757
- Reinhold T, Reiners A (2013) Fast and reliable method for measuring stellar differential rotation from photometric data. *A&A* 557:A11. <https://doi.org/10.1051/0004-6361/201321161>. arXiv:1306.2176
- Reinhold T, Reiners A, Basri G (2013) Rotation and differential rotation of active Kepler stars. *A&A* 560:A4. <https://doi.org/10.1051/0004-6361/201321970>. arXiv:1308.1508
- Ricker GR, Winn JN, Vanderspek R, Latham DW, Bakos GÁ, Bean JL, Berta-Thompson ZK, Brown TM, Buchhave L, Butler NR, Butler RP, Chaplin WJ, Charbonneau D, Christensen-Dalsgaard J, Clampin M, Deming D, Doty J, De Lee N, Dressing C, Dunham EW, Endl M, Fressin F, Ge J, Henning T, Holman MJ, Howard AW, Ida S, Jenkins J, Jernigan G, Johnson JA, Kaltenegger L, Kawai N, Kjeldsen H, Laughlin G, Levine AM, Lin D, Lissauer JJ, MacQueen P, Marcy G, McCullough PR, Morton TD, Narita N, Paegert M, Palle E, Pepe F, Pepper J, Quirrenbach A, Rinehart SA, Sasselov D, Sato B, Seager S, Sozzetti A, Stassun KG, Sullivan P, Szegedygyorgyi A, Torres G, Udry S, Villaseñor J (2014) Transiting Exoplanet Survey Satellite (TESS). In: Space telescopes and instrumentation 2014: optical, infrared, and millimeter wave, Proceedings of the SPIE, vol 9143, p 20. <https://doi.org/10.1117/12.2063489>. arXiv:1406.0151

- Roca Cortés T, Jiménez A, Pallé PL, GOLF team, VIRGO Team (1999) Frequencies of solar p-modes from GOLF and VIRGO-SPM (SOHO). In: Wilson A et al (eds) *Magnetic fields and solar processes*, ESA Special Publication, vol 448, p 135
- Rosenthal CS, Christensen-Dalsgaard J, Nordlund Å, Stein RF, Trampedach R (1999) Convective contributions to the frequencies of solar oscillations. *A&A* 351:689–700 [arXiv:astro-ph/9803206](https://arxiv.org/abs/astro-ph/9803206)
- Roxburgh IW (2005) The ratio of small to large separations of stellar p-modes. *A&A* 434:665–669. <https://doi.org/10.1051/0004-6361:20041957>
- Roxburgh IW (2008) The OSCROX stellar oscillation code. *Ap&SS* 316:141–147. <https://doi.org/10.1007/s10509-007-9607-4>
- Roxburgh IW (2009a) Narrow frequency-windowed autocorrelations as a diagnostic of solar-like stars. *A&A* 506:435–444. <https://doi.org/10.1051/0004-6361/200911906>
- Roxburgh IW (2009b) Small separations and phase shift differences of $\ell = 0, 1$ p-modes. *A&A* 493:185–191. <https://doi.org/10.1051/0004-6361:200811047>
- Roxburgh IW, Vorontsov SV (1994) Seismology of the solar envelope—the base of the convective zone as seen in the phase shift of acoustic waves. *MNRAS* 268:880. <https://doi.org/10.1093/mnras/268.4.880>
- Roxburgh IW, Vorontsov SV (2001) Semiclassical approximation for low-degree stellar p modes—III. Acoustic resonances and diagnostic properties of the oscillation frequencies. *MNRAS* 322:85–96. <https://doi.org/10.1046/j.1365-8711.2001.04053.x>
- Roxburgh IW, Vorontsov SV (2003) The ratio of small to large separations of acoustic oscillations as a diagnostic of the interior of solar-like stars. *A&A* 411:215–220. <https://doi.org/10.1051/0004-6361:20031318>
- Roxburgh IW, Vorontsov SV (2006) The autocorrelation function of stellar p-mode measurements and its diagnostic properties. *MNRAS* 369:1491–1496. <https://doi.org/10.1111/j.1365-2966.2006.10396.x>
- Saar SH, Brandenburg A (1999) Time evolution of the magnetic activity cycle period. II. Results for an expanded stellar sample. *ApJ* 524:295–310. <https://doi.org/10.1086/307794>
- Saar SH, Brandenburg A (2002) A new look at dynamo cycle amplitudes. *Astron Nachr* 323:357–360. [https://doi.org/10.1002/1521-3994\(200208\)323:3/4<357::AID-ASNA357>3.0.CO;2-I](https://doi.org/10.1002/1521-3994(200208)323:3/4<357::AID-ASNA357>3.0.CO;2-I)
- Saio H, Gautschy A (1998) On the theoretical period-luminosity relation of Cepheids. *ApJ* 498:360. <https://doi.org/10.1086/305544>. [arXiv:astro-ph/9801242](https://arxiv.org/abs/astro-ph/9801242)
- Salabert D, García RA, Pallé PL, Jiménez-Reyes SJ (2009) The onset of solar cycle 24. What global acoustic modes are telling us. *A&A* 504:L1–L4. <https://doi.org/10.1051/0004-6361/200912736>. [arXiv:0907.3888](https://arxiv.org/abs/0907.3888)
- Salabert D, Ballot J, García RA (2011a) Mode visibilities in radial velocity and photometric Sun-as-a-star helioseismic observations. *A&A* 528:A25. <https://doi.org/10.1051/0004-6361/201015946>. [arXiv:1101.4544](https://arxiv.org/abs/1101.4544)
- Salabert D, Régulo C, Ballot J, García RA, Mathur S (2011b) About the p-mode frequency shifts in HD 49933. *A&A* 530:A127. <https://doi.org/10.1051/0004-6361/201116633>. [arXiv:1104.5654](https://arxiv.org/abs/1104.5654)
- Salabert D, García RA, Turck-Chièze S (2015) Seismic sensitivity to sub-surface solar activity from 18 yr of GOLF/SoHO observations. *A&A* 578:A137. <https://doi.org/10.1051/0004-6361/201425236>. [arXiv:1502.07607](https://arxiv.org/abs/1502.07607)
- Salabert D, García RA, Beck PG, Egeland R, Pallé PL, Mathur S, Metcalfe TS, do Nascimento JD Jr, Ceillier T, Andersen MF, Triviño Hage A (2016a) Photospheric and chromospheric magnetic activity of seismic solar analogs. Observational inputs on the solar-stellar connection from Kepler and Hermes. *A&A* 596:A31. <https://doi.org/10.1051/0004-6361/201628583>. [arXiv:1608.01489](https://arxiv.org/abs/1608.01489)
- Salabert D, Régulo C, García RA, Beck PG, Ballot J, Creevey OL, Pérez Hernández F, do Nascimento JD Jr, Corsaro E, Egeland R, Mathur S, Metcalfe TS, Bigot L, Ceillier T, Pallé PL (2016b) Magnetic variability in the young solar analog KIC 10644253. Observations from the Kepler satellite and the Hermes spectrograph. *A&A* 589:A118. <https://doi.org/10.1051/0004-6361/201527978>. [arXiv:1603.00655](https://arxiv.org/abs/1603.00655)
- Salabert D, García RA, Jiménez A, Bertello L, Corsaro E, Pallé PL (2017) Photospheric activity of the Sun with VIRGO and GOLF. Comparison with standard activity proxies. *A&A* 608:A87. <https://doi.org/10.1051/0004-6361/201731560>. [arXiv:1709.05110](https://arxiv.org/abs/1709.05110)
- Salabert D, Régulo C, Pérez Hernández F, García RA (2018) Frequency dependence of p-mode frequency shifts induced by magnetic activity in Kepler solar-like stars. *A&A* 611:A84. <https://doi.org/10.1051/0004-6361/201731714>. [arXiv:1712.05691](https://arxiv.org/abs/1712.05691)
- Samadi R, Goupil MJ (2001) Excitation of stellar p-modes by turbulent convection. I. Theoretical formulation. *A&A* 370:136–146. <https://doi.org/10.1051/0004-6361:20010212>. [arXiv:astro-ph/0101109](https://arxiv.org/abs/astro-ph/0101109)

- Samadi R, Georgobiani D, Trampedach R, Goupil MJ, Stein RF, Nordlund Å (2007) Excitation of solar-like oscillations across the HR diagram. *A&A* 463:297–308. <https://doi.org/10.1051/0004-6361:20041953>. [arXiv:astro-ph/0611762](https://arxiv.org/abs/astro-ph/0611762)
- Santos ARG, Cunha MS, Avelino PP, García RA, Mathur S (2017) Starspot signature on the light curve. Learning about the latitudinal distribution of spots. *A&A* 599:A1. <https://doi.org/10.1051/0004-6361/201629923>. [arXiv:1611.07461](https://arxiv.org/abs/1611.07461)
- Santos ARG, Campante TL, Chaplin WJ, Cunha MS, Lund MN, Kiefer R, Salabert D, García RA, Davies GR, Elsworth Y, Howe R (2018) Signatures of magnetic activity in the seismic data of solar-type stars observed by Kepler. *ApJS* 237:17. <https://doi.org/10.3847/1538-4365/aac9b6>. [arXiv:1806.00136](https://arxiv.org/abs/1806.00136)
- Saslaw WC, Schwarzschild M (1965) Overshooting from stellar convective cores. *ApJ* 142:1468. <https://doi.org/10.1086/148430>
- Schofield M, Chaplin WJ, Huber D, Campante TL, Davies GR, Miglio A, Ball WH, Appourchaux T, Basu S, Bedding TR, Christensen-Dalsgaard J, Creevey O, Garcia RA, Handberg R, Kawaler SD, Kjeldsen H, Latham DW, Lund MN, Metcalfe TS, Ricker GR, Serenelli A, Silva Aguirre V, Stello D, Vanderspek R (2019) The Asteroseismic Target List (ATL) for solar-like oscillators observed in 2-minute cadence with the Transiting Exoplanet Survey Satellite (TESS). *arXiv e-prints* [arXiv:1901.10148](https://arxiv.org/abs/1901.10148)
- Schou J, Buzasi DL (2000) Observations of p-modes in α Cen. *Bull Am Astron Soc* 32:1477
- Schou J, Buzasi DL (2001) Observations of p-modes in α Cen. In: Wilson A, Pallé PL (eds) SOHO 10/GONG 2000 workshop: Helio- and asteroseismology at the Dawn of the millennium, ESA Special Publication, vol 464, pp 391–394
- Schunker H, Schou J, Ball WH (2016a) Asteroseismic inversions for radial differential rotation of Sun-like stars: sensitivity to uncertainties. *A&A* 586:A24. <https://doi.org/10.1051/0004-6361/201525937>. [arXiv:1511.08365](https://arxiv.org/abs/1511.08365)
- Schunker H, Schou J, Ball WH, Nielsen MB, Gizon L (2016b) Asteroseismic inversions for radial differential rotation of Sun-like stars: ensemble fits. *A&A* 586:A79. <https://doi.org/10.1051/0004-6361/201527485>. [arXiv:1512.07169](https://arxiv.org/abs/1512.07169)
- Schunker H, Schou J, Gaulme P, Gizon L (2018) Fragile detection of solar g-modes by Fossat et al. *Sol Phys* 293:95. <https://doi.org/10.1007/s11207-018-1313-6>. [arXiv:1804.04407](https://arxiv.org/abs/1804.04407)
- Schwarzschild K (1906) On the equilibrium of the Sun's atmosphere. *Nachr Koenigl Gesellsch Wiss Goettingen Math Phys Kl* 195:41–53
- Scufflaire R (1974) The non radial oscillations of condensed polytropes. *A&A* 36:107
- Scufflaire R, Montalbán J, Théado S, Bourge PO, Miglio A, Godart M, Thoul A, Noels A (2008) The Liège Oscillation code. *Ap&SS* 316:149–154. <https://doi.org/10.1007/s10509-007-9577-6>. [arXiv:0712.3474](https://arxiv.org/abs/0712.3474)
- Serenelli A, Johnson J, Huber D, Pinsonneault M, Ball WH, Tayar J, Silva Aguirre V, Basu S, Troup N, Hekker S, Kallinger T, Stello D, Davies GR, Lund MN, Mathur S, Mosser B, Stassun KG, Chaplin WJ, Elsworth Y, García RA, Handberg R, Holtzman J, Hearty F, García-Hernández DA, Gaulme P, Zamora O (2017) The first APOKASC catalog of Kepler Dwarf and subgiant stars. *ApJS* 233:23. <https://doi.org/10.3847/1538-4365/aa97df>. [arXiv:1710.06858](https://arxiv.org/abs/1710.06858)
- Shibahashi H, Takata M (1993) Theory of the oblique pulsator model for the rapidly oscillating Ap stars. In: Weiss WW, Baglin A (eds) IAU Colloq. 137: Inside the stars, ASP conference series, vol 40. Astronomical Society of the Pacific, San Francisco, p 563
- Silva Aguirre V, Ballot J, Serenelli AM, Weiss A (2011a) Constraining mixing processes in stellar cores using asteroseismology. Impact of semiconvection in low-mass stars. *A&A* 529:A63. <https://doi.org/10.1051/0004-6361/201015847>. [arXiv:1102.0779](https://arxiv.org/abs/1102.0779)
- Silva Aguirre V, Chaplin WJ, Ballot J, Basu S, Bedding TR, Serenelli AM, Verner GA, Miglio A, Monteiro MJPF, Weiss A, Appourchaux T, Bonanno A, Broomhall AM, Bruntt H, Campante TL, Casagrande L, Corsaro E, Elsworth Y, García RA, Gaulme P, Handberg R, Hekker S, Huber D, Karoff C, Mathur S, Mosser B, Salabert D, Schönrich R, Sousa SG, Stello D, White TR, Christensen-Dalsgaard J, Gilliland RL, Kawaler SD, Kjeldsen H, Houdek G, Metcalfe TS, Molenda-Zakowicz J, Thompson MJ, Caldwell DA, Christiansen JL, Wöhler B (2011b) Constructing a one-solar-mass evolutionary sequence using asteroseismic data from Kepler. *ApJ* 740:L2+. <https://doi.org/10.1088/2041-8205/740/1/L2>. [arXiv:1108.2031](https://arxiv.org/abs/1108.2031)
- Silva Aguirre V, Casagrande L, Basu S, Campante TL, Chaplin WJ, Huber D, Miglio A, Serenelli AM, Ballot J, Bedding TR, Christensen-Dalsgaard J, Creevey OL, Elsworth Y, García RA, Gilliland RL, Hekker S, Kjeldsen H, Mathur S, Metcalfe TS, Monteiro MJPF, Mosser B, Pinsonneault MH, Stello D, Weiss A, Tenenbaum P, Twicken JD, Uddin K (2012) Verifying asteroseismically determined parameters of

- Kepler stars using hipparcos parallaxes: self-consistent stellar properties and distances. *ApJ* 757:99. <https://doi.org/10.1088/0004-637X/757/1/99>. arXiv:1208.6294
- Silva Aguirre V, Basu S, Brandão IM, Christensen-Dalsgaard J, Deheuvels S, Doğan G, Metcalfe TS, Serenelli AM, Ballot J, Chaplin WJ, Cunha MS, Weiss A, Appourchaux T, Casagrande L, Cassisi S, Creevey OL, García RA, Lebreton Y, Noels A, Sousa SG, Stello D, White TR, Kawaler SD, Kjeldsen H (2013) Stellar ages and convective cores in field main-sequence stars: first asteroseismic application to two Kepler targets. *ApJ* 769:141. <https://doi.org/10.1088/0004-637X/769/2/141>. arXiv:1304.2772
- Silva Aguirre V, Davies GR, Basu S, Christensen-Dalsgaard J, Creevey O, Metcalfe TS, Bedding TR, Casagrande L, Handberg R, Lund MN, Nissen PE, Chaplin WJ, Huber D, Serenelli AM, Stello D, Van Eylen V, Campante TL, Elsworth Y, Gilliland RL, Hekker S, Karoff C, Kawaler SD, Kjeldsen H, Lundkvist MS (2015) Ages and fundamental properties of Kepler exoplanet host stars from asteroseismology. *MNRAS* 452:2127–2148. <https://doi.org/10.1093/mnras/stv1388>. arXiv:1504.07992
- Silva Aguirre V, Lund MN, Antia HM, Ball WH, Basu S, Christensen-Dalsgaard J, Lebreton Y, Reese DR, Verma K, Casagrande L, Justesen AB, Mosumgaard JR, Chaplin WJ, Bedding TR, Davies GR, Handberg R, Houdek G, Huber D, Kjeldsen H, Latham DW, White TR, Coelho HR, Miglio A, Rendl B (2017) Standing on the shoulders of Dwarfs: the Kepler asteroseismic LEGACY sample. II. Radii, masses, and ages. *ApJ* 835:173. <https://doi.org/10.3847/1538-4357/835/2/173>. arXiv:1611.08776
- Simoniello R, Finsterle W, Salabert D, García RA, Turck-Chièze S, Jiménez A, Roth M (2012) The quasi-biennial periodicity (QBP) in velocity and intensity helioseismic observations. The seismic QBP over solar cycle 23. *A&A* 539:A135. <https://doi.org/10.1051/0004-6361/201118057>. arXiv:1201.2773
- Skumanich A (1972) Time scales for CA II emission decay, rotational braking, and lithium depletion. *ApJ* 171:565. <https://doi.org/10.1086/151310>
- Sonoi T, Samadi R, Belkacem K, Ludwig HG, Caffau E, Mosser B (2015) Surface-effect corrections for solar-like oscillations using 3D hydrodynamical simulations. I. Adiabatic oscillations. *A&A* 583:A112. <https://doi.org/10.1051/0004-6361/201526838>. arXiv:1510.00300
- Sonoi T, Belkacem K, Dupret MA, Samadi R, Ludwig HG, Caffau E, Mosser B (2017) Computation of eigenfrequencies for equilibrium models including turbulent pressure. *A&A* 600:A31. <https://doi.org/10.1051/0004-6361/201629498>. arXiv:1701.07244
- Soriano M, Vauclair S, Vauclair G, Laymand M (2007) The CoRoT primary target HD 52265: models and seismic tests. *A&A* 471:885–892. <https://doi.org/10.1051/0004-6361/20066798>. arXiv:0705.2505
- Stein RF, Nordlund Å (1991) Convection and its influence on oscillations. In: Gough D, Toomre J (eds) Challenges to theories of the structure of moderate-mass stars. Lecture notes in physics, vol 388. Springer, Berlin, p 195. https://doi.org/10.1007/3-540-54420-8_67
- Stello D, Chaplin WJ, Basu S, Elsworth Y, Bedding TR (2009a) The relation between $\Delta\nu$ and ν_{max} for solar-like oscillations. *MNRAS* 400:L80–L84. <https://doi.org/10.1111/j.1745-3933.2009.00767.x>. arXiv:0909.5193
- Stello D, Chaplin WJ, Bruntt H, Creevey OL, García-Hernández A, Monteiro MJPG, Moya A, Quirion PO, Sousa SG, Suárez JC, Appourchaux T, Arentoft T, Ballot J, Bedding TR, Christensen-Dalsgaard J, Elsworth Y, Fletcher ST, García RA, Houdek G, Jiménez-Reyes SJ, Kjeldsen H, New R, Régulo C, Salabert D, Toutain T (2009b) Radius determination of solar-type stars using asteroseismology: what to expect from the Kepler mission. *ApJ* 700:1589–1602. <https://doi.org/10.1088/0004-637X/700/2/1589>. arXiv:0906.0766
- Stello D, Huber D, Bedding TR, Benomar O, Bildsten L, Elsworth YP, Gilliland RL, Mosser B, Paxton B, White TR (2013) Asteroseismic classification of stellar populations among 13,000 red giants observed by Kepler. *ApJ* 765:L41. <https://doi.org/10.1088/2041-8205/765/2/L41>. arXiv:1302.0858
- Stello D, Compton DL, Bedding TR, Christensen-Dalsgaard J, Kiss LL, Kjeldsen H, Bellamy B, García RA, Mathur S (2014) Non-radial oscillations in M-giant semi-regular variables: stellar models and Kepler observations. *ApJ* 788:L10. <https://doi.org/10.1088/2041-8205/788/1/L10>. arXiv:1406.0003
- Stello D, Cantiello M, Fuller J, Huber D, García RA, Bedding TR, Bildsten L, Aguirre VS (2016) A prevalence of dynamo-generated magnetic fields in the cores of intermediate-mass stars. *Nature* 529:364–367. <https://doi.org/10.1038/nature16171>. arXiv:1601.00004
- Suárez JC, Goupil MJ (2008) FILOU oscillation code. *Ap&SS* 316:155–161. <https://doi.org/10.1007/s10509-007-9568-7>. arXiv:0803.2498
- Suran MD (2008) Linear nonadiabatic nonradial waves. *Ap&SS* 316:163–166. <https://doi.org/10.1007/s10509-007-9714-2>
- Tang YK, Gai N (2011) Asteroseismic modelling of the metal-poor star τ Ceti. *A&A* 526:A35. <https://doi.org/10.1051/0004-6361/201014886>. arXiv:1010.3154

- Tassoul M (1980) Asymptotic approximations for stellar nonradial pulsations. *ApJS* 43:469–490. <https://doi.org/10.1086/190678>
- Tassoul M (1990) Second-order asymptotic approximations for stellar nonradial acoustic modes. *ApJ* 358:313–327. <https://doi.org/10.1086/168988>
- Tayar J, Pinsonneault MH (2013) Implications of rapid core rotation in red giants for internal angular momentum transport in stars. *ApJ* 775:L1. <https://doi.org/10.1088/2041-8205/775/1/L1>. [arXiv:1306.3986](https://arxiv.org/abs/1306.3986)
- Teixeira TC, Kjeldsen H, Bedding TR, Bouchy F, Christensen-Dalsgaard J, Cunha MS, Dall T, Frandsen S, Karoff C, Monteiro MJPF, Pijpers FP (2009) Solar-like oscillations in the G8 V star τ Ceti. *A&A* 494:237–242. <https://doi.org/10.1051/0004-6361/200810746>. [arXiv:0811.3989](https://arxiv.org/abs/0811.3989)
- Thiery S, Boumier P, Gabriel AH, Bertello L, Lazrek M, García RA, Grec G, Robillot JM, Roca Cortés T, Turck-Chièze S, Ulrich RK (2000) Analysis of asymmetric p-mode profiles in GOLF data. *A&A* 355:743–750
- Thompson MJ, Toomre J, Anderson E, Antia HM, Berthomieu G, Burtonclay D, Chitre SM, Christensen-Dalsgaard J, Corbard T, Derosa M, Genovese CR, Gough DO, Haber DA, Harvey JW, Hill F, Howe R, Korzennik SG, Kosovichev AG, Leibacher JW, Pijpers FP, Provost J, Rhodes EJ, Schou J, Sekii T, Stark PB, Wilson P (1996) Differential rotation and dynamics of the solar interior. *Science* 272:1300–1305
- Thompson MJ, Christensen-Dalsgaard J, Miesch MS, Toomre J (2003) The internal rotation of the Sun. *ARA&A* 41:599–643. <https://doi.org/10.1146/annurev.astro.41.011802.094848>
- Torrence C, Compo GP (1998) A practical guide to wavelet analysis. *Bull Am Meteorol Soc* 79:61–78. [https://doi.org/10.1175/1520-0477\(1998\)079](https://doi.org/10.1175/1520-0477(1998)079)
- Toutain T, Appourchaux T (1994) Maximum likelihood estimators: an application to the estimation of the precision of helioseismic measurements. *A&A* 289:649–658
- Toutain T, Gouttebroze P (1993) Visibility of solar p-modes. *A&A* 268:309–318
- Toutain T, Appourchaux T, Fröhlich C, Kosovichev AG, Nigam R, Scherrer PH (1998) Asymmetry and frequencies of low-degree p-modes and the structure of the Sun's core. *ApJ* 506:L147–L150. <https://doi.org/10.1086/311646>
- Toutain T, Elsworth Y, Chaplin WJ (2005) Monte Carlo simulation of solar p-mode profiles revisited: bias and uncertainty estimation from one, not many, fits. *A&A* 433:713–715. <https://doi.org/10.1051/0004-6361/20042508>
- Townsend RHD, Teitler SA (2013) GYRE: an open-source stellar oscillation code based on a new Magnus Multiple Shooting scheme. *MNRAS* 435:3406–3418. <https://doi.org/10.1093/mnras/stt1533>. [arXiv:1308.2965](https://arxiv.org/abs/1308.2965)
- Trampedach R, Asplund M, Collet R, Nordlund Å, Stein RF (2013) A grid of three-dimensional stellar atmosphere models of solar metallicity. I. General properties, granulation, and atmospheric expansion. *ApJ* 769:18. <https://doi.org/10.1088/0004-637X/769/1/18>. [arXiv:1303.1780](https://arxiv.org/abs/1303.1780)
- Trampedach R, Aarslev MJ, Houdek G, Collet R, Christensen-Dalsgaard J, Stein RF, Asplund M (2017) The asteroseismic surface effect from a grid of 3D convection simulations—I. Frequency shifts from convective expansion of stellar atmospheres. *MNRAS* 466:L43–L47. <https://doi.org/10.1093/mnras/slw230>. [arXiv:1611.02638](https://arxiv.org/abs/1611.02638)
- Turck-Chièze S, Däppen W, Fossat E, Provost J, Schatzman E, Vignaud D (1993) The solar interior. *Phys Rep* 230:57–235. [https://doi.org/10.1016/0370-1573\(93\)90020-E](https://doi.org/10.1016/0370-1573(93)90020-E)
- Turck-Chièze S, Basu S, Brun AS, Christensen-Dalsgaard J, Eff-Darwich A, Lopes I, Pérez Hernández F, Berthomieu G, Provost J, Ulrich RK, Baudin F, Boumier P, Charra J, Gabriel AH, García RA, Grec G, Renaud C, Robillot JM, Roca Cortés T (1997) First view of the solar core from GOLF acoustic modes. *Sol Phys* 175:247–265. <https://doi.org/10.1023/A:1004992727541>
- Turck-Chièze S, Couvidat S, Kosovichev AG, Gabriel AH, Berthomieu G, Brun AS, Christensen-Dalsgaard J, García RA, Gough DO, Provost J, Roca-Cortés T, Roxburgh IW, Ulrich RK (2001) Solar neutrino emission deduced from a seismic model. *ApJ* 555:L69–L73. <https://doi.org/10.1086/321726>
- Turck-Chièze S, García RA, Couvidat S, Ulrich RK, Bertello L, Varadi F, Kosovichev AG, Gabriel AH, Berthomieu G, Brun AS, Lopes I, Pallé P, Provost J, Robillot JM, Roca Cortés T (2004) Looking for gravity-mode multiplets with the GOLF experiment aboard SOHO. *ApJ* 604:455–468. <https://doi.org/10.1086/381743>
- Turck-Chièze S, Palacios A, Marques JP, Nghiem PAP (2010) Seismic and dynamical solar models. I. The impact of the solar rotation history on neutrinos and seismic indicators. *ApJ* 715:1539–1555. <https://doi.org/10.1088/0004-637X/715/2/1539>. [arXiv:1004.1657](https://arxiv.org/abs/1004.1657)
- Ulrich RK (1986) Determination of stellar ages from asteroseismology. *ApJ* 306:L37–L40. <https://doi.org/10.1086/184700>

- Unno W, Osaki Y, Ando H, Saio H, Shibahashi H (1989) *Nonradial oscillations of stars*, 2nd edn. University of Tokyo Press, Tokyo
- van der Raay HB (1984) Solar oscillations: excitation decay and rotational splitting. In: *Theoretical problems in stellar stability and oscillations*, Liege International Astrophysical Colloquia, vol 25. Universite de Liege, pp 215–219
- Van Eylen V, Albrecht S (2015) Eccentricity from transit photometry: small planets in Kepler multi-planet systems have low eccentricities. *ApJ* 808:126. <https://doi.org/10.1088/0004-637X/808/2/126>. arXiv:1505.02814
- Van Eylen V, Agentoft C, Lundkvist MS, Kjeldsen H, Owen JE, Fulton BJ, Petigura E, Snellen I (2018a) An asteroseismic view of the radius valley: stripped cores, not born rocky. *MNRAS*. <https://doi.org/10.1093/mnras/sty1783>. arXiv:1710.05398
- Van Eylen V, Dai F, Mathur S, Gandolfi D, Albrecht S, Fridlund M, García RA, Guenther E, Hjorth M, Justesen AB, Livingston J, Lund MN, Pérez Hernández F, Prieto-Arranz J, Regulo C, Bugnet L, Everett ME, Hirano T, Nespral D, Nowak G, Palle E, Silva Aguirre V, Trifonov T, Winn JN, Barragán O, Beck PG, Chaplin WJ, Cochran WD, Csizmadia S, Deeg H, Endl M, Heeren P, Grziwa S, Hatzes AP, Hidalgo D, Korth J, Mathis S, Montañes Rodríguez P, Narita N, Patzold M, Persson CM, Rodler F, Smith AMS (2018b) HD 89345: a bright oscillating star hosting a transiting warm Saturn-sized planet observed by K2. *MNRAS* 478:4866–4880. <https://doi.org/10.1093/mnras/sty1390>. arXiv:1805.01860
- van Leeuwen F (ed) (2007) *Hipparcos, the new reduction of the raw data*. Astrophysics and Space Science Library, vol 350. Springer, Dordrecht. <https://doi.org/10.1007/978-1-4020-6342-8>
- van Saders JL, Pinsonneault MH (2012) The sensitivity of convection zone depth to stellar abundances: an absolute stellar abundance scale from asteroseismology. *ApJ* 746:16. <https://doi.org/10.1088/0004-637X/746/1/16>. arXiv:1108.2273
- van Saders JL, Pinsonneault MH (2013) Fast star, slow star; old star, young star: subgiant rotation as a population and stellar physics diagnostic. *ApJ* 776:67. <https://doi.org/10.1088/0004-637X/776/2/67>. arXiv:1306.3701
- van Saders JL, Ceillier T, Metcalfe TS, Aguirre VS, Pinsonneault MH, García RA, Mathur S, Davies GR (2016) Weakened magnetic braking as the origin of anomalously rapid rotation in old field stars. *Nature* 529:181–184. <https://doi.org/10.1038/nature16168>. arXiv:1601.02631
- Vandakurov YV (1967) The frequency distribution of stellar oscillations. *AZh* 44:786
- Verma K, Raoodeo K, Antia HM, Mazumdar A, Basu S, Lund MN, Silva Aguirre V (2017) Seismic measurement of the locations of the base of convection zone and helium ionization zone for stars in the Kepler seismic LEGACY sample. *ApJ* 837:47. <https://doi.org/10.3847/1538-4357/aa5da7>. arXiv:1701.08987
- Verner GA, Chaplin WJ, Elsworth Y (2006) BiSON data show change in solar structure with magnetic activity. *ApJ* 640:L95–L98. <https://doi.org/10.1086/503101>
- Vida K, Oláh K, Szabó R (2014) Looking for activity cycles in late-type Kepler stars using time-frequency analysis. *MNRAS* 441:2744–2753. <https://doi.org/10.1093/mnras/stu760>. arXiv:1404.4359
- Vorontsov SV (1988) A search of the effects of magnetic field in the solar 5-minute oscillations. In: Christensen-Dalsgaard J, Frandsen S (eds) *Advances in Helio- and asteroseismology*, IAU symposium, vol 123. D. Reidel, Dordrecht, p 151. https://doi.org/10.1007/978-94-009-4009-3_34
- Vorontsov SV (1991) Asymptotic theory of acoustic oscillations of the Sun and stars. *Sov Astron* 35:400
- Vorontsov SV, Baturin VA, Pamiatnykh AA (1991) Seismological measurement of solar helium abundance. *Nature* 349:49–51. <https://doi.org/10.1038/349049a0>
- Walkowicz LM, Basri GS (2013) Rotation periods, variability properties and ages for Kepler exoplanet candidate host stars. *MNRAS* 436:1883–1895. <https://doi.org/10.1093/mnras/stt1700>. arXiv:1309.2159
- Walkowicz L, Thomas M, Finkstein A (2014) Cheetah: Starspot modeling code. Astrophysics Source Code Library <http://ascl.net/1412.002>
- Welsh WF, Orosz JA, Aerts C, Brown TM, Brugamyer E, Cochran WD, Gilliland RL, Guzik JA, Kurtz DW, Latham DW, Marcy GW, Quinn SN, Zima W, Allen C, Batalha NM, Bryson S, Buchhave LA, Caldwell DA, Gautier TN III, Howell SB, Kinemuchi K, Ibrahim KA, Isaacson H, Jenkins JM, Prsa A, Still M, Street R, Wohler B, Koch DG, Borucki WJ (2011) KOI-54: the Kepler discovery of tidally excited pulsations and brightenings in a highly eccentric binary. *ApJS* 197:4. <https://doi.org/10.1088/0067-0049/197/1/4>. arXiv:1102.1730
- White TR, Bedding TR, Stello D, Appourchaux T, Ballot J, Benomar O, Bonanno A, Broomhall AM, Campante TL, Chaplin WJ, Christensen-Dalsgaard J, Corsaro E, Doğan G, Elsworth YP, Fletcher ST, García RA, Gaulme P, Handberg R, Hekker S, Huber D, Karoff C, Kjeldsen H, Mathur S, Mosser B, Monteiro MJPF, Régulo C, Salabert D, Silva Aguirre V, Thompson MJ, Verner G, Morris RL,

- Sanderfer DT, Seader SE (2011a) Asteroseismic diagrams from a survey of solar-like oscillations with Kepler. *ApJ* 742:L3. <https://doi.org/10.1088/2041-8205/742/1/L3>. arXiv:1110.1375
- White TR, Bedding TR, Stello D, Christensen-Dalsgaard J, Huber D, Kjeldsen H (2011b) Calculating asteroseismic diagrams for solar-like oscillations. *ApJ* 743:161. <https://doi.org/10.1088/0004-637X/743/2/161>. arXiv:1109.3455
- White TR, Bedding TR, Gruberbauer M, Benomar O, Stello D, Appourchaux T, Chaplin WJ, Christensen-Dalsgaard J, Elsworth YP, García RA, Hekker S, Huber D, Kjeldsen H, Mosser B, Kinemuchi K, Mullally F, Still M (2012) Solving the mode identification problem in asteroseismology of F stars observed with Kepler. *ApJ* 751:L36. <https://doi.org/10.1088/2041-8205/751/2/L36>. arXiv:1205.0544
- White TR, Huber D, Maestro V, Bedding TR, Ireland MJ, Baron F, Boyajian TS, Che X, Monnier JD, Pope BJS, Roettenbacher RM, Stello D, Tuthill PG, Farrington CD, Goldfinger PJ, McAlister HA, Schaefer GH, Sturmann J, Sturmann L, ten Brummelaar TA, Turner NH (2013) Interferometric radii of bright Kepler stars with the CHARA array: theta Cygni and 16 Cygni A and B. *MNRAS* 433:1262–1270. <https://doi.org/10.1093/mnras/stt802>. arXiv:1305.1934
- White TR, Benomar O, Silva Aguirre V, Ball WH, Bedding TR, Chaplin WJ, Christensen-Dalsgaard J, García RA, Gizon L, Stello D, Aigrain S, Antia HM, Appourchaux T, Bazot M, Campante TL, Creevey OL, Davies GR, Elsworth YP, Gaulme P, Handberg R, Hekker S, Houdek G, Howe R, Huber D, Karoff C, Marques JP, Mathur S, McQuillan A, Metcalfe TS, Mosser B, Nielsen MB, Régulo C, Salabert D, Stahn T (2017) Kepler observations of the asteroseismic binary HD 176465. *A&A* 601:A82. <https://doi.org/10.1051/0004-6361/201628706>. arXiv:1609.09581
- Wilks SS (1938) The large-sample distribution of the likelihood ratio for testing composite hypotheses. *Ann Math Stat* 9(1):60–62. <https://doi.org/10.1214/aoms/1177732360>
- Woodard RP (1984) Invariant formulation of and radiative corrections in quantum gravity. PhD thesis, Harvard University, Cambridge
- Woodard MF, Noyes RW (1985) Change of solar oscillation eigenfrequencies with the solar cycle. *Nature* 318:449–450. <https://doi.org/10.1038/318449a0>
- Yang JY, Li Y (2007) Testing turbulent convection theory in solar models—II. Solar p-mode oscillations. *MNRAS* 375:403–414. <https://doi.org/10.1111/j.1365-2966.2006.11320.x>
- Zaatri A, Provost J, Berthomieu G, Morel P, Corbard T (2007) Sensitivity of low degree oscillations to the change in solar abundances. *A&A* 469:1145–1149. <https://doi.org/10.1051/0004-6361:20077212>. arXiv:0704.2294
- Zahn JP (1991) Convective penetration in stellar interiors. *A&A* 252:179–188
- Zahn J, Brun A, Mathis S (2008) Dynamical aspects of stellar physics. In: Charbonnel C, Combes F, Samadi R (eds) SF2A-2008, p 341. <http://sf2a.eu/proceedings/2008/2008sf2a.conf.0341Z.pdf>

Publisher's Note Springer Nature remains neutral with regard to jurisdictional claims in published maps and institutional affiliations.