



Published in final edited form as:

J Am Chem Soc. 2019 March 27; 141(12): 4815–4819. doi:10.1021/jacs.9b01596.

Asymmetric δ -Lactam Synthesis with a Monomeric Streptavidin Artificial Metalloenzyme

Isra S. Hassan^{1,‡}, Angeline N. Ta^{2,‡}, Michael W. Danneman^{1,2,‡}, Natthawat Semakul^{1,2}, Matthew Burns^{1,2}, Corey H. Basch¹, Vanessa N. Dippon¹, Brian R. McNaughton^{2,*}, Tomislav Rovis^{1,2,*}

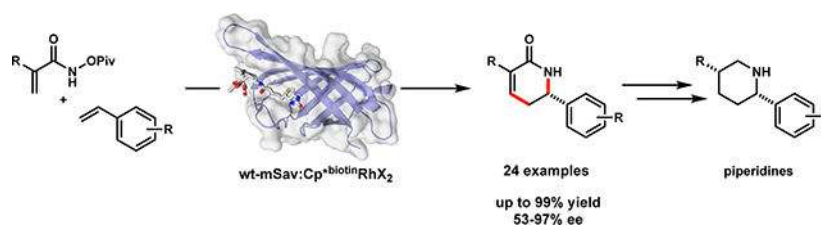
¹Department of Chemistry, Columbia University, New York, NY, 10027, USA.

²Department of Chemistry, Colorado State University, Fort Collins, CO, 80523, USA.

Abstract

Reliable design of artificial metalloenzymes (ArMs) to access transformations not observed in nature remains a long-standing and important challenge. We report that a monomeric streptavidin (mSav) Rh(III) ArM permits asymmetric synthesis of α,β -unsaturated- δ -lactams via a tandem C-H activation and [4+2] annulation reaction. These products are readily derivatized to enantioenriched piperidines, the most common *N*-heterocycle found in FDA approved pharmaceuticals. Desired δ -lactams are achieved in yields as high as 99% and enantiomeric excess of 97% under aqueous conditions at room temperature. Embedding a Rh cyclopentadienyl (Cp*) catalyst in the active site of mSav results in improved stereocontrol and a seven-fold enhancement in reactivity relative to the isolated biotinylated Rh(III) cofactor. In addition, mSav-Rh outperforms its well-established tetrameric forms, displaying 11–33 times more reactivity.

Graphical Abstract



Piperidines are the most common *N*-heterocycle found in FDA approved drugs.¹ Strategies to assemble this important structural motif are common but often involve cyclization, which necessitates the preassembly of an acyclic precursor.² Two-component approaches such as cycloadditions or annulations are inherently more attractive. A handful of recent [4+2]

*Corresponding Author tr2504@columbia.edu, brianmcnaughton@me.com.

‡these authors contributed equally.

The authors declare no competing financial interest.

ASSOCIATED CONTENT

Supporting Information

The Supporting Information is available free of charge on the ACS Publications website.

Detailed experimental procedures, characterization data, copies of ¹H NMR and ¹³C NMR spectra for all isolated compounds (PDF)

cycloaddition approaches have been devised, using N-heterocyclic carbene,^{3,4,5} cinchona alkaloid,⁶ chiral phosphoric acid⁷ or metal catalysis.^{8,9} Although each strategy is useful, they are limited to specific classes of precursors and substitution patterns. An alternative approach is to develop a methodology that enables access to α,β -unsaturated- δ -lactams from simple precursors under mild conditions.^{10,11} In this context, the coupling of acrylamides with abundant α -olefins via C-H activation and annulation would provide direct access to α,β -unsaturated- δ -lactams in a single step.

Rh(III) catalysis has been extensively demonstrated to mediate C-H activation reactions involving C(sp²)-H bonds proximal to a directing group.¹² The subsequent functionalization with alkenes is less well-developed but has been documented for benzhydroxamate esters¹³ and unsaturated oxime esters¹⁴ delivering N-heterocycles in good yield. The direct union of acrylamide hydroxamate esters with alkenes has not been disclosed.¹⁵

In collaboration with the Ward group,¹⁶ we have previously described a tetrameric streptavidin (tSav) system containing a biotinylated Rh(III) cofactor for the asymmetric synthesis of dihydroisoquinolones using benzhydroxamate esters and acrylate partners (Fig 1ii).¹⁷ In concurrent work, Cramer reported a small-molecule chiral Rh(III) catalyst for a complementary coupling reaction involving styrene partners (Figure 1iii).¹⁸

The most common ArM platform developed to date is the biotin-tetrameric (strept)avidin (biotin-tSav) system, pioneered by Whitesides¹⁹ and Ward²⁰ (Fig 1a). These ArMs utilize high affinity (up to $K_D \sim 10^{-14}$ M) interactions between tSav and biotin-metal conjugates. tSav-based ArMs have been utilized in an increasing number of transition-metal mediated transformations.¹⁶ Herein, we introduce a new ArM platform based on monomeric streptavidin (mSav) and demonstrate its use in the direct enantioselective coupling of acrylamide hydroxamate esters and styrenes (Fig 1v). The reaction allows rapid access to piperidines – the most common N-heterocycle found in FDA-approved pharmaceuticals.^{1,21}

Initial investigations examined the coupling of methacrylamide **2a** with styrene **3a**.²² The use of Cp*Rh(III) as a catalyst under aqueous buffer conditions delivers **4aa** in modest yield (entry 1, Table 1).²³ The use of biotinylated Rh cofactor as catalyst provides **4aa** in 15% yield. Incorporation of the cofactor into wt tSav leads to further diminished yields and very low selectivities (entry 3, Table 1).

Similarly, a mutant tSav (N118K/K121E) that proved to be a highly reactive ArM in our previous work¹⁷ did not provide the desired δ -lactam (**4aa**) in appreciable yield (Table 1, entry 4). In an effort to improve the reaction, we turned our attention to monomeric streptavidin (mSav, Fig 1–iv). We reasoned that the use of mSav, with a more exposed Rh binding site relative to tSav, could serve as a competent ArM template, and may simplify ArM tuning and analysis. Like tSav, biotin is bound tightly by mSav ($K_D \sim 2$ nM^{24,25,26}) but has been engineered to resist tetramerization by replacing hydrophobic amino-acid residues at the barrel-barrel interface with charged ones.

In the event, 1 mol% wt-mSav: Cp*^{biotin}RhCl₂ ArM in acetate buffer, enables the coupling of acrylamide (**2a**) and paramethoxystyrene (**3a**) to provide the desired δ -lactam (**4aa**) in 44% yield and 92% enantiomeric excess (ee), (Table 1, entry 5).²⁷ A modest increase in

metalloenzyme catalyst loading results in substantially higher yield and virtually identical selectivity, delivering the desired δ -lactam (**4aa**) in 99% yield and 91% ee (Table 1, entry 6). The use of 100 mM NaCl in place of acetate buffer leads to 58% yield (Table 1, entry 7).

The wt-mSav:Cp*^{biotin}RhCl₂ catalyzed reaction proved broadly tolerant to the coupling partners employed (Scheme 1). With respect to the styrene partner (Scheme 1a), enantioselectivities are best with para-substituted styrenes, regardless of electronic character. Meta-substituted styrenes are also tolerated, affording good to high enantioselectivities, while a single ortho-substituted styrene leads to somewhat decreased selectivity. Styrene itself is a poor substrate, proceeding in modest selectivity and yield (**4ab**). Importantly, all substrates give the desired δ -lactam products as single regioisomers. Substitution on the acrylamide is well tolerated regardless of steric demand affording product with enantioselectivities that match the corresponding methacrylamide system (Scheme 1b). However, aryl- and alkoxy- substitution results in diminished yields (**4ca**, **4ea** and **4ed**).

A plausible catalytic cycle for this reaction²⁸ is proposed in Scheme 2. Metalation of the amide by rhodium generates intermediate **I**. C-H activation occurs, presumably via a concerted-metalation deprotonation (CMD) mechanism, providing five-membered rhodacycle **II**. A deuterium labeling experiment illustrates that the C-H activation step is reversible, suggesting that the concerted metalation/deprotonation (CMD) is not the turnover limiting step (Scheme 2b). Subsequent alkene coordination and migratory insertion would give seven-membered rhodacycle **IV**. Available evidence suggests this step is the enantiodetermining event. N-O bond cleavage and reductive elimination then occurs to form transient Rh(III) intermediate **V**. Protodemetalation regenerates the Rh(III) catalyst and closes the catalytic cycle.

While the Cp*^{biotin}RhCl₂ cofactor alone delivers the desired δ -lactam (**4aa**) with no appreciable selectivity (0% ee, Table 1, entry 2), its significantly reduced reactivity was a surprise (15% yield with 3 mol% catalyst loading, compared to 99% yield with an equivalent of the mSav artificial metalloenzyme). To begin to evaluate the molecular dictates of reactivity and stereocontrol, we determined that mutation of tyrosine 112 (Y112), which neighbors the putative Cp*^{biotin}Rh pocket has a significant effect on the transformation. In comparison to the ArM featuring wt-mSav, the Y112A mutant provides the desired product in low yield and enantiomeric excess (37% and 61%, respectively). This observation is consistent with its likely role as a rigidifying element through π -stacking to the Cp framework on the catalyst.^{17,29} Despite significant decreases in reactivity and selectivity, Y112A maintains affinity for biotin (see Supporting Information).

In order to derivatize the resulting δ -lactam products into piperidines, the coupling of **2a** and **3a** to provide **4aa** was performed at a 0.15 mmol scale providing identical results to the reaction performed on a 1.5 μ mol scale (99% yield, 91% ee) (Scheme 3a). Hydrogenation of **4aa** affords the reduced lactam **6aa** in 99% yield and 10:1 dr. Subsequent reduction of **6aa** with LiAlH₄ furnishes the desired piperidine **5aa** in 81% yield and 7:1 dr (Scheme 3).

Indeed, the derivatization can proceed under exceedingly mild reduction conditions. Treatment of a range of δ -lactams (**6**) formed in good diastereoselectivity following

hydrogenation with $\text{BH}_3 \cdot \text{SMe}_2$ provides the corresponding piperidines in good yield and comparable diastereoselectivity to the LiAlH_4 reduction (Scheme 3b and c). Notably, these reduction conditions are tolerant of ester functionalities (**5fa**) with a slight erosion of diastereoselectivity, likely due to competitive imine/enamine tautomerization of an intermediate.

In conclusion, we have developed an artificial metalloenzyme that efficiently catalyzes an enantioselective tandem C-H activation and [4+2] annulation reaction to afford δ -substituted lactams. This metalloenzyme accepts a diverse array of acrylamide and styrene coupling partners. The mSav metalloenzyme platform demonstrates superior reactivity relative to its tSav counterpart and the free cofactor alone. Efforts to understand the crucial factors responsible for improved reactivity are currently underway.

Supplementary Material

Refer to Web version on PubMed Central for supplementary material.

ACKNOWLEDGMENT

This work was supported by the Keck Foundation (T.R.). Partial support was provided by NIGMS (GM80442, T.R. and GM107520, B.R.M.). M.B. acknowledges the EU for a Marie Curie Fellowship. N.S. acknowledges the Royal Thai government for a DPST graduate scholarship. I.S.H. acknowledges the National Science Foundation for a predoctoral fellowship.

REFERENCES

- (1). Vitaku E; Smith DT; Njardarson JT Analysis of the structural diversity, substitution patterns, and frequency, of nitrogen heterocycles among U.S FDA approved pharmaceuticals. *J. Med. Chem* 2014, 57, 10257–10274. [PubMed: 25255204]
- (2). For a comprehensive recent review on piperidine synthesis, see: Nebe, M.M.; Opatz, T. *Adv. Heterocycl. Chem.* 2017, 122, 191–244.
- (3). Zhao X; Ruhl KE; Rovis T N-heterocyclic-carbene-catalyzed asymmetric oxidative hetero-Diels-Alder reactions with simple aliphatic aldehydes. *Angew. Chem. Int. Ed.* 2012, 51, 12330–12333.
- (4). White NA; DiRocco DA; Rovis T Asymmetric NHCCatalyzed Addition of Enals to Nitroalkenes: Controlling Stereochemistry Via the Homoenate Reactivity Pathway To Access δ -Lactams. *J. Am. Chem. Soc.* 2013, 135, 8504–8507. [PubMed: 23713683]
- (5). Xu J; Jin Z; Chi YR Organocatalytic Enantioselective γ -Aminoalkylation of Unsaturated Ester: Access to Pipecolic Acid Derivatives. *Org. Lett.* 2013, 15, 5028–5031. [PubMed: 24067098]
- (6). Jia WQ; Chen X-Y; Sun L-H; Ye S Organocatalytic [4 + 2] cyclocondensation of α,β -unsaturated acyl chlorides with imines: highly enantioselective synthesis of dihydropyridinone and piperidine derivatives. *Org. Biomol. Chem.* 2014, 12, 2167–2171. [PubMed: 24569962]
- (7). Potter TJ; Kamber DN; Mercado BQ; Ellman JA Rh(III)-Catalyzed Aryl and Alkenyl C-H Bond Addition to Diverse Nitroalkenes. *ACS Catal.* 2017, 7, 150–153. [PubMed: 28435749]
- (8). Weilbeer C; Sickert M; Naumov S; Schneider C The Bronsted Acid-Catalyzed, Enantioselective Aza-Diels-Alder Reaction for the Direct Synthesis of Chiral Piperidones. *Chem. Eur. J.* 2017, 23, 513–518. [PubMed: 27748978]
- (9). Grigorjeva L; Daugulis O Cobalt-Catalyzed, Aminoquinoline-Directed Coupling of sp^2 C-H Bonds with Alkenes. *Org. Lett.* 2014, 16, 4684–4687. [PubMed: 25146300]
- (10). Sigman MS; Yuan Q Palladium-catalyzed enantioselective relay heck arylation of enolactams: Accessing α,β -unsaturated δ -lactams. *J. Am. Chem. Soc.* 2018, 140, 6527. [PubMed: 29746119]
- (11). Park Y; Chang S Asymmetric formation of γ -lactams via C-H amidation enabled by chiral hydrogen-bond-donor catalysts. *Nat. Catal* 2019, DOI: 10.1038/s41929-019-0230-x.

- (12). (a) For selected reviews, see: Colby, D. A.; Bergman RG; Ellman JA Rhodium-catalyzed C-C bond formation via heteroatom-directed C-H bond activation. *Chem. Rev* 2010, 110, 624–655; [PubMed: 19438203] (b) Satoh T; Miura M Oxidative Coupling of Aromatic Substrates with Alkynes and Alkenes under Rhodium Catalysis. *Chem. Eur. J* 2010, 16, 11212–11222; [PubMed: 20740508] (c) Patureau FW; Wencel-Delord J; Glorius F Cp*Rh-Catalyzed C-H Activations: Versatile Dehydrogenative Cross-Couplings of Csp³ C-H Positions with Olefins, Alkynes, and Arenes. *Aldrichimica Acta* 2012, 45, 31; (d) Song GY; Wang F; Li XW, C-C, C-O, and C-N bond formation *via* rhodium(III)-catalyzed oxidative C-H activation. *Chem. Soc. Rev* 2012, 41, 3651–3678; [PubMed: 22377832] (e) Song GY; Li XW Substrate activation strategies in rhodium (III)-catalyzed selective functionalization of arenes. *Acc. Chem. Res* 2015, 48, 1007–1020; [PubMed: 25844661] (f) Zhu C; Wang R; Falck JR Amide-Directed Tandem C-C/C-N Bond Formation through C-H activation. *Chem. Asian. J* 2012, 7, 1502–1514; [PubMed: 22492555] (g) Gensch T; Hopkinson MN; Glorius F; Wencel-Delord J Mild metal-catalyzed C-H activation; examples and concepts. *Chem. Soc. Rev.* 2016, 45, 2900; [PubMed: 27072661] (h) Gulías, M.; Mascareñas, J. L. Metal-Catalyzed Annulations through Activation and Cleavage of C-H bonds. *Angew. Chem. Int. Ed.* 2016, 55, 11000–11019.
- (13). Guimond N; Gorelsky SI; Fagnou K Rhodium(III)-catalyzed heterocycle synthesis using an internal oxidant: improved reactivity and mechanistic studies. *J. Am. Chem. Soc.* 2011, 133, 6449–6457. [PubMed: 21452842]
- (14). Romanov-Michailidis F; Sedillo KF; Neely JM, Rovis T Expedient Access to 2,3-Dihydropyridines from Unsaturated Oximes by Rh(III) Catalyzed C-H Activation. *J. Am. Chem. Soc.* 2015, 137, 8892–8895. [PubMed: 26154248]
- (15). Grigorjeva L; Daugulis O Cobalt-Promoted Dimerization of Aminoquinoline Benzamides. *Org. Lett.* 2015, 17, 1204–1207. [PubMed: 25689275]
- (16). Heinisch T; Ward TR; Artificial Metalloenzymes Based on the Biotin-Streptavidin Technology: Challenges and Opportunities. *Acc. Chem. Res.* 2016, 49, 1711–1721. [PubMed: 27529561]
- (17). Hyster TK; Knorr L; Ward TR; Rovis T Biotinylated Rh(III) complexes in engineered streptavidin for accelerated asymmetric C-H activation. *Science* 2012, 338, 500–503. [PubMed: 23112327]
- (18). Ye B; Cramer N Chiral Cyclopentadienyl Ligands as Stereocontrolling Element in Asymmetric C–H Functionalization. *Science* 2012, 338, 504–506. [PubMed: 23112328]
- (19). Wilson ME; Whitesides GM Conversion of a Protein to a Homogeneous Asymmetric Hydrogenation Catalyst by Site-Specific Modification with a Diphosphinerhodium(I) Moiety. *J. Am. Chem. Soc.* 1978, 100, 306–307.
- (20). Schwizer F et al., Artificial Metalloenzymes: Reaction Scope and Optimization Strategies. *Chem. Rev.* 2018, 118, 142–231. [PubMed: 28714313]
- (21). Rakshit S; Grohmann C; Besset T; Glorius F Rh(III)-catalyzed directed C-H olefination using an oxidizing directing group: mild, efficient, and versatile. *J. Am. Chem. Soc.* 2011, 133, 2350–2353. [PubMed: 21275421]
- (22). The solid acrylamide needs to be administered as a solution in methanol. Both the acrylamide and styrene are only slightly soluble in water. The metalloenzyme reaction starts out clear in appearance and gradually turns cloudy as the reaction progresses.
- (23). For optimization of the racemic reaction in organic solvent, see SI.
- (24). Demonte D; Dundas CM; Park S Expression and purification of soluble monomeric streptavidin in *Escherichia coli*. *Appl. Microbiol. Biotechnol.* 2014, 98, 6285–6295. [PubMed: 24691867]
- (25). Wu SC; Wong SL Engineering soluble monomeric streptavidin with reversible biotin binding capability. *J. Biol. Chem.* 2005, 280, 23225–23231. [PubMed: 15840576]
- (26). Qureshi MH; Wong SL Design, production, and characterization of a monomeric streptavidin and its application for affinity purification of biotinylated proteins. *Protein Expr. Purif.* 2002, 25, 409–415. [PubMed: 12182820]
- (27). Conversion of acrylamide substrate is typically >90%. In parallel studies, we have observed products derived from Lossen type rearrangement of the hydroxamate leading to low molecular weight and water soluble by-products. Excess styrene is left unreacted.

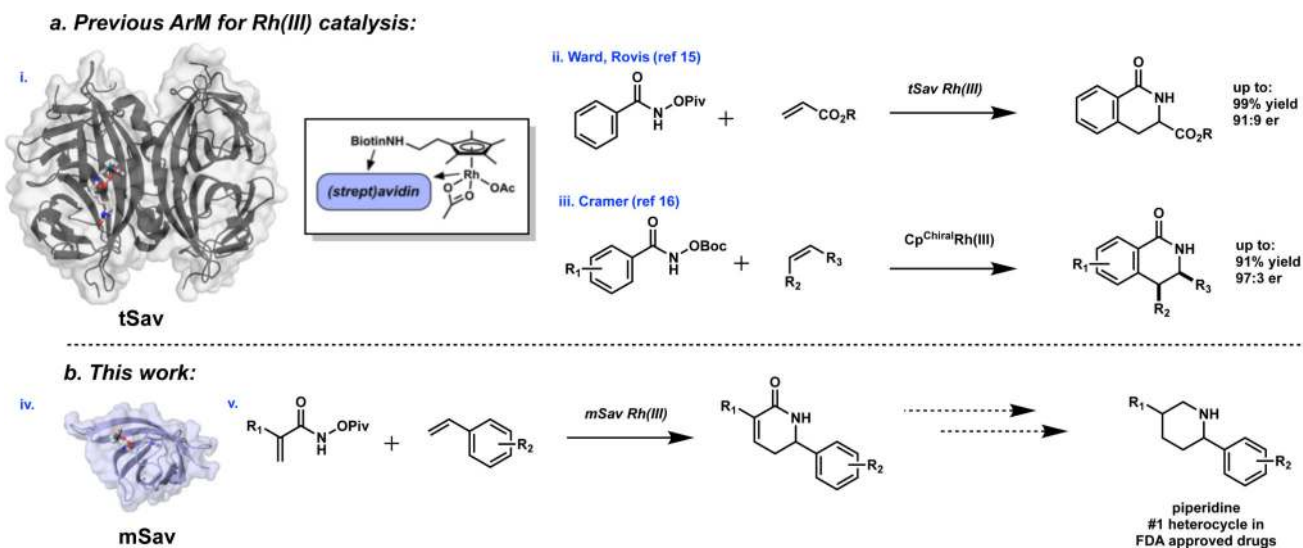
- (28). Piou T; Rovis R Electronic and Steric Tuning of a Prototypical Piano Stool Complex: Rh(III) Catalysis for C-H Functionalization. *Acc. Chem. Res.* 2018, 51, 170–180.
- (29). Hunter CA; Sanders JKM The nature of π - π interactions. *J. Am. Chem. Soc.*, 1990, 112, 5525–5534.

Author Manuscript

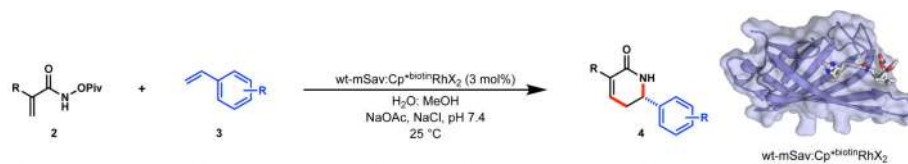
Author Manuscript

Author Manuscript

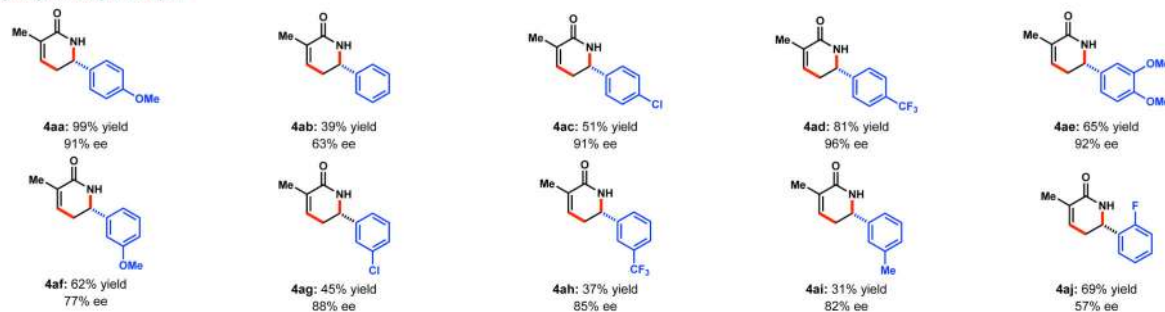
Author Manuscript

**Figure 1.**

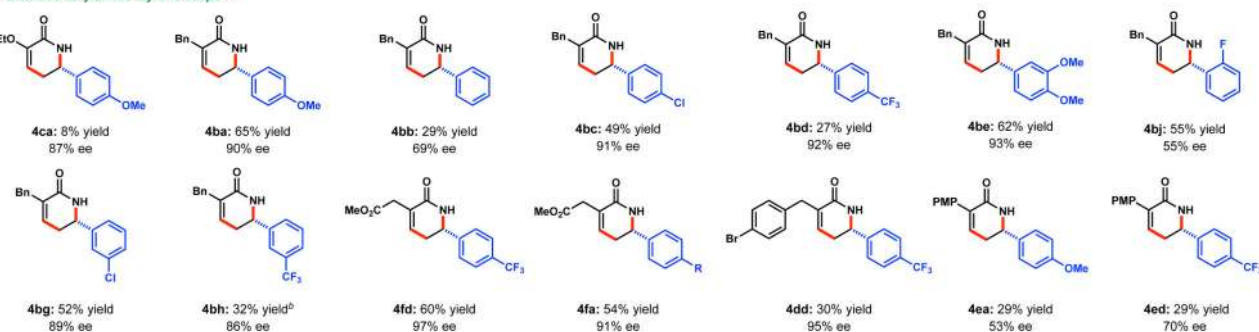
a) *i.* tetrameric streptavidin (tSav) ArM; *ii.* Previously developed tSav Rh(III) benzhydroxamate coupling; *iii.* Cramer's enantioselective Chiral Cp variant. b) *iv.* monomeric streptavidin (mSav) ArM. *v.* Target transformation (this work). [tSav (PDB ID: 3RY1) and mSav (PDB ID: 4JNJ) were complexed with the biotin cofactor in AutoDock and rendered in PyMOL.]



a. methyl acrylamide styrene scope^{a,b}



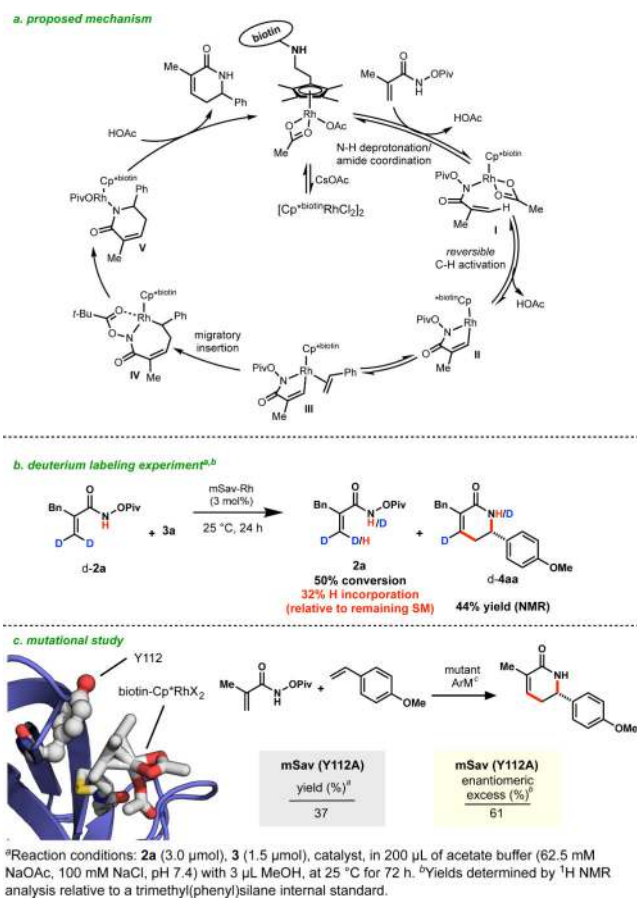
b. extended acrylamide styrene scope^{c,d}



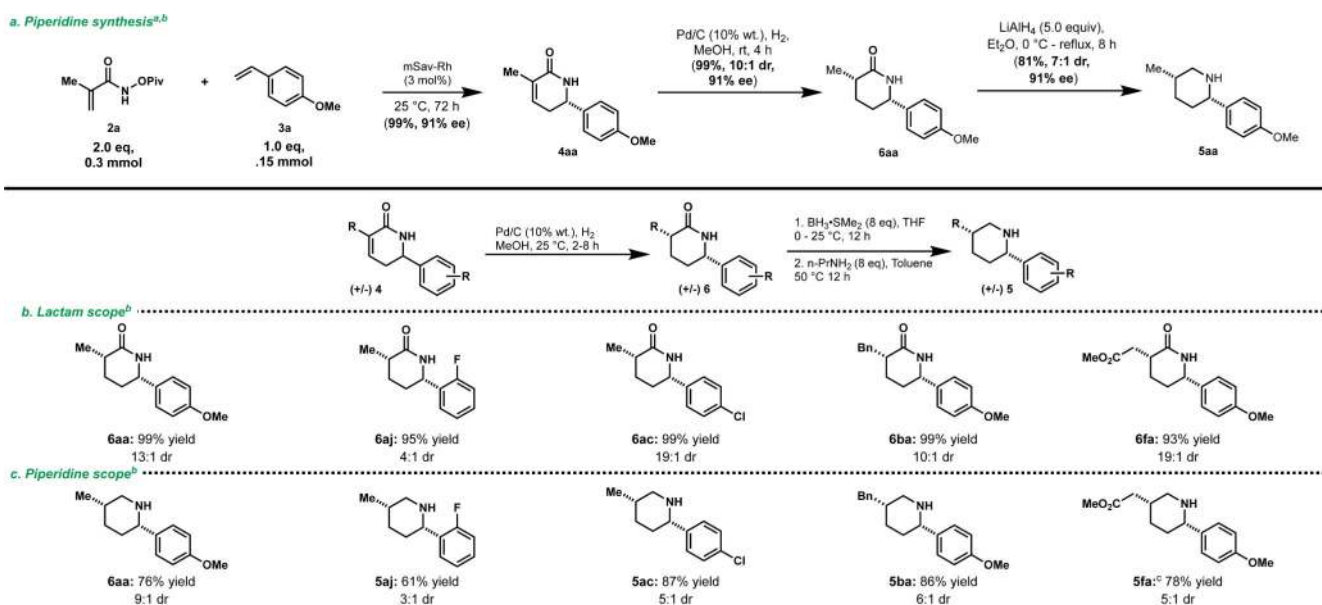
^aReaction conditions: **2a** (3.0 μmol), **3** (1.5 μmol), catalyst, in 200 μL of acetate buffer (62.5 mM NaOAc, 100 mM NaCl, pH 7.4) with 3 μL MeOH, at 25 °C for 72 h. ^bYields determined by ¹H NMR analysis relative to a trimethyl(phenyl)silane internal standard. Enantiomeric excess determined by HPLC analysis. PMP = para-methoxyphenyl.

Scheme 1.

a) Methyl acrylamide styrene scope. b) Extended acrylamide styrene scope.

**Scheme 2.**

a) Proposed mechanism. b) Labelling experiment. c) Mutational study.



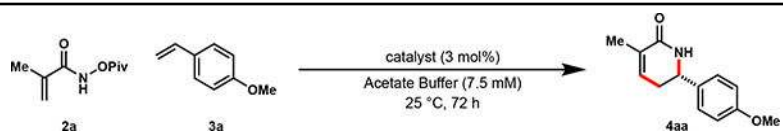
^aReaction conducted at a .15 mmol scale. ^bDerivatization performed on racemic products. Diastereoselectivity determined by ¹H NMR analysis relative to a trimethyl(phenyl)silane internal standard. Isolated yields. ^cReaction conducted with 5 eq. BH₃·SMe₂ and 5 eq. n-PrNH₂.

Scheme 3.

a) Preparative scale δ -lactam synthesis and piperidine derivatization. b) Lactam scope. c) Piperidine scope.

Table 1.

Reaction Optimization and Controls.



entry	catalyst	NMR yield (%) ^a	enantiomeric excess (%) ^b
1	Cp*RhCl ₂	25	0
2	Cp*biotinRhCl ₂	15	0
3	wt-tSav:Cp*biotinRhCl ₂	9	-26
4 ^c	N118K-K121E-tSav:Cp*biotinRhCl ₂	3	0
5 ^d	wt-mSav:Cp*biotinRhCl ₂	44	92
6	wt-mSav:Cp*biotinRhCl₂	99	91
7	wt-mSav:Cp*biotinRhCl ₂	58	82

2a (3.0 μmol), **3a** (1.5 μmol), catalyst, in 200 μL of acetate buffer (62.5 mM NaOAc, 100 mM NaCl, pH 7.4) with 3 μL MeOH.

^aConversion and yield determined by ¹H NMR analysis relative to a trimethyl(phenyl)silane internal standard.

^bEnantiomeric excess determined by HPLC analysis.

^c1 mol% catalyst.

^d200 μL of NaCl buffer (100 mM NaCl, pH 7.4) used.