

Syracuse University

SURFACE

Mathematics - Faculty Scholarship

Mathematics

6-12-2011

Asymptotic Distributions of the Overshoot and Undershoots for the Lévy Insurance Risk Process in the Cramér and Convolution Equivalent Cases

Philip S. Griffin
Syracuse University

Ross A. Maller
Australian National University

Kees van Schaik
University of Manchester

Follow this and additional works at: <https://surface.syr.edu/mat>



Part of the [Mathematics Commons](#)

Recommended Citation

Griffin, Philip S.; Maller, Ross A.; and van Schaik, Kees, "Asymptotic Distributions of the Overshoot and Undershoots for the Lévy Insurance Risk Process in the Cramér and Convolution Equivalent Cases" (2011). *Mathematics - Faculty Scholarship*. 94.
<https://surface.syr.edu/mat/94>

This Article is brought to you for free and open access by the Mathematics at SURFACE. It has been accepted for inclusion in Mathematics - Faculty Scholarship by an authorized administrator of SURFACE. For more information, please contact surface@syr.edu.

Asymptotic Distributions of the Overshoot and Undershoots for the Lévy Insurance Risk Process in the Cramér and Convolution Equivalent Cases

Philip S. Griffin, Ross A. Maller and Kees van Schaik*
 Syracuse University, the Australian National University
 and the University of Manchester

Abstract

Recent models of the insurance risk process use a Lévy process to generalise the traditional Cramér-Lundberg compound Poisson model. This paper is concerned with the behaviour of the distributions of the overshoot and undershoots of a high level, for a Lévy process which drifts to $-\infty$ and satisfies a Cramér or a convolution equivalent condition. We derive these asymptotics under minimal conditions in the Cramér case, and compare them with known results for the convolution equivalent case, drawing attention to the striking and unexpected fact that they become identical when certain parameters tend to equality. Thus, at least regarding these quantities, the “medium-heavy” tailed convolution equivalent model segues into the “light-tailed” Cramér model in a natural way. This suggests a usefully expanded flexibility for modelling the insurance risk process. We illustrate this relationship by comparing the asymptotic distributions obtained for the overshoot and undershoots, assuming the Lévy process belongs to the “GTSC” class.

Corresponding Author:

Ross A. Maller
 Mathematical Sciences Institute
 The Australian National University
 PO Canberra ACT
 Australia
 Ross.Maller@anu.edu.au

Keywords: Insurance risk process; Lévy process; Cramér condition; convolution equivalent distributions; ruin time; overshoot; undershoot.

JEL Codes: G22, C51, C52.

Insurance Branch Category Codes: IM11, IM13.

*Research partially supported by ARC Grant DP1092502

1 Introduction

There has recently been a great deal of interest in the insurance and related literature concerning continuous time risk models, analysed under assumptions which have been found to be realistic for classical discrete time (compound Poisson) models. A very tractable continuous time generalisation of the classical model is to use a Lévy process, $(X_t)_{t \geq 0}$, for the risk process. Results for interesting quantities in this model (overshoot and undershoots) can be obtained under an analogue of the classical Cramér-Lundberg condition, as we do in this paper (see also Biffis and Kyprianou (2010), Schmidli (1995), and their references for related discussions), or under a “convolution equivalent” condition on the tail of the Lévy measure of X (see Klüppelberg, Kyprianou and Maller (2004), Tang and Wei (2010), Embrechts and Veraverbeke (1982), and their references). Our aim in the present paper is to review the Lévy setup, derive some new results for the Cramér case, and, further, to draw out the remarkable connection between the Cramér and convolution equivalent results mentioned in the abstract. This provides a very useful and practical synthesis of the two different approaches.

The Lévy setup is as follows. Suppose that $X = \{X_t : t \geq 0\}$, $X_0 = 0$, is a real valued Lévy process defined on (Ω, \mathcal{F}, P) , with triplet $(\gamma, \sigma^2, \Pi_X)$, Π_X being the Lévy measure of X , $\gamma \in \mathbb{R}$, $\sigma^2 \geq 0$. Thus the characteristic function of X is given by the Lévy-Khintchine representation, $E(e^{i\theta X_t}) = e^{t\Psi(\theta)}$, where

$$\Psi(\theta) = i\theta\gamma - \sigma^2\theta^2/2 + \int_{\mathbb{R} \setminus \{0\}} (e^{i\theta x} - 1 - i\theta x \mathbf{1}_{\{|x| < 1\}}) \Pi_X(dx), \text{ for } \theta \in \mathbb{R}. \quad (1.1)$$

We will consider limiting distributions of the overshoot/undershoot of the process above/below a high level, and the undershoot from the previous maximum, viz, the quantities $X_{\tau_u} - u$, $u - X_{\tau_u-}$, and $u - \bar{X}_{\tau_u-}$, conditional on $\tau_u < \infty$, where $\bar{X}_t = \sup_{0 \leq s \leq t} X_s$, and τ_u is the first passage time above level $u > 0$:

$$\tau_u = \inf\{t \geq 0 : X_t > u\}, \quad u > 0$$

(with $\tau_u = \infty$ if $X_t \leq u$ for all $t > 0$). We assume either the Cramér condition, namely, that $Ee^{\nu_0 X_1} = 1$ for some $\nu_0 > 0$, or, alternatively, $Ee^{\alpha X_1} < 1$ for some $\alpha > 0$ together with a “convolution equivalent” condition (see Section 5) on the tail of the Lévy measure of X . Results under the latter condition were derived in Klüppelberg et al. (2004), Doney and Kyprianou (2006), Park and Maller (2008), and Griffin and Maller (2010), which papers we will draw on for the relevant comparisons. The asymptotic behaviour of the process is quite different in these two settings, but we will make explicit some remarkable parallels between the associated overshoot and undershoots.

We assume that the process X drifts to $-\infty$, modelling the situation of an insurance risk process with premiums and other income producing a downward drift in X , and claims represented by positive jumps. Thus the process X , called the *claim surplus process*, represents the excess in claims over income. We think of an insurance company starting with a positive reserve u , with ruin occurring if this level is exceeded by X . We

will refer to this as the *General Lévy Insurance Risk Model*. It is a generalisation of the classical *Cramér-Lundberg model*, which arises in the special case when the claim surplus process is taken to be

$$X_t = \sum_{i=1}^{N_t} U_i - rt, \quad r > 0, \quad (1.2)$$

where the $(U_i)_{i=1,2,\dots}$ are i.i.d. positive random variables independent of the Poisson process $(N_t)_{t \geq 0}$. Here r represents the rate of premium inflow and U_i the size of the i th claim.

The general model allows for income other than through premium inflow and a more realistic claims structure. Large claims, modeled by large jumps, are offset by premiums collected at a roughly constant rate. These claims, spaced out by independent exponential times, correspond reasonably well to “disasters”, of which there have been many in recent history. The compensated small jumps, which may be countably infinite in number, correspond to ongoing minor claims, with their compensator understood as the aggregate of premiums required to offset the high intensity of claims. The assumption $\lim_{t \rightarrow \infty} X_t = -\infty$ a.s. is a reflection of premiums being set to avoid almost sure ruin.

We say that “ruin occurs” if $\tau_u < \infty$. Interest centres on the properties of the process when ruin occurs, as a kind of worse case scenario, so results in this area are stated as limit theorems conditional on $\tau_u < \infty$. The assumption $X_t \rightarrow -\infty$ a.s. implies $P(\tau_u < \infty) < 1$, so ruin is not certain in this model, while $P(\tau_u < \infty) \rightarrow 0$ as the initial level $u \rightarrow \infty$, so ruin becomes less and less probable as the initial capital is increased, as is logical. But $P(\tau_u < \infty) > 0$ for finite u , and it is convenient to define by elementary means a new probability measure $P^{(u)}$ given by

$$P^{(u)}(\cdot) = P(\cdot \mid \tau_u < \infty). \quad (1.3)$$

Our convergence results will relate to this distribution. In the Cramér case they rely on some fundamental methods introduced by Bertoin and Doney (1994), and, like them, we will not need further assumptions on the tail behaviour, or otherwise, of X .

In what follows, Section 2 lays out the basic foundational assumptions for the model, and Section 3 lists the marginal distributions we will need, calculated from a “quintuple law”. We separate the setup and results for the Cramér case in Section 4 and for the convolution equivalent case in Section 5. Section 6 gives a summary of the general Cramér and convolution equivalent results, and in Section 7 we give a diagrammatic representation and comparison of the results for a particular class (the “GTSC” class) of Lévy processes. A discussion of the significance of the results is in Section 8. Proofs are collected in Section 9.

2 Fluctuation Foundations

A Lévy process has certain “fluctuation” quantities associated with it as follows. Let L_t denote the local time of X at its maximum and $(L_t^{-1}, H_t)_{t \geq 0}$ the ascending bivariate

ladder process of X , which is defective under *the condition* $\lim_{t \rightarrow \infty} X_t = -\infty$ a.s. (*which will always obtain in this paper*). The nondefective descending ladder process is denoted by $(\widehat{L}_t^{-1}, \widehat{H}_t)_{t \geq 0}$ (taking *positive* values).

The defective process (L^{-1}, H) is obtained from a nondefective process $(\mathcal{L}^{-1}, \mathcal{H})$ by exponential killing. To be precise, L_∞ has an exponential distribution with some parameter $q > 0$ say, and $((L^{-1}, H) : t < L_\infty) \stackrel{D}{=} ((\mathcal{L}^{-1}, \mathcal{H}) : t < e(q))$, where $e(q)$ is independent of $(\mathcal{L}^{-1}, \mathcal{H})$ and has exponential distribution with parameter q . Processes $(\mathcal{L}^{-1}, \mathcal{H})$ and $(\widehat{L}^{-1}, \widehat{H})$ are nondefective bivariate subordinators, and the marginal processes are nondefective univariate subordinators.

Denote the bivariate Lévy measure of $(\mathcal{L}^{-1}, \mathcal{H})$ by $\Pi_{\mathcal{L}^{-1}, \mathcal{H}}(\cdot, \cdot)$. The Laplace exponent $\kappa(a, b)$ of (L^{-1}, H) , which satisfies

$$e^{-\kappa(a, b)} = E(e^{-aL_1^{-1} - bH_1}; L_\infty > 1) = E(e^{-a\mathcal{L}_1^{-1} - b\mathcal{H}_1}; e(q) > 1) \quad (2.1)$$

for values of $a, b \in \mathbb{R}$ for which the expectation is finite, may be written

$$\kappa(a, b) = q + d_{L^{-1}}a + d_Hb + \int_{t \geq 0} \int_{x \geq 0} (1 - e^{-at - bx}) \Pi_{\mathcal{L}^{-1}, \mathcal{H}}(dt, dx), \quad (2.2)$$

where $d_{L^{-1}} \geq 0$ and $d_H \geq 0$ are drift constants. Denote the marginal Lévy measures of \mathcal{L}^{-1} and \mathcal{H} (equivalently of L^{-1} and H) by $\Pi_{\mathcal{L}^{-1}}$ and $\Pi_{\mathcal{H}}$, and similarly for \widehat{L}^{-1} and \widehat{H} .

The bivariate renewal function of (L^{-1}, H) is

$$V(t, x) = \int_0^\infty P(L_s^{-1} \leq t, H_s \leq x) ds = \int_0^\infty e^{-qs} P(\mathcal{L}_s^{-1} \leq t, \mathcal{H}_s \leq x) ds, \text{ for } t \geq 0, x \geq 0. \quad (2.3)$$

Its Laplace transform is given by

$$\int_{t \geq 0} \int_{x \geq 0} e^{-at - bx} V(dt, dx) = \int_{s \geq 0} E(e^{-aL_s^{-1} - bH_s}; L_\infty > s) ds = \frac{1}{\kappa(a, b)} \quad (2.4)$$

for values a, b for which $\kappa(a, b) > 0$. The marginal renewal function for H is

$$V_H(x) = \int_0^\infty P(H_s \leq x) ds = \int_0^\infty e^{-qs} P(\mathcal{H}_s \leq x) ds = \lim_{t \rightarrow \infty} V(t, x). \quad (2.5)$$

Analogously the renewal function of \widehat{H} will be denoted $\widehat{V}_{\widehat{H}}$. The tails of Π_X are

$$\overline{\Pi}_X^+(x) = \Pi_X\{(x, \infty)\}, \quad \overline{\Pi}_X^-(x) = \Pi_X\{(-\infty, -x)\}, \quad \text{and } \overline{\Pi}_X(x) = \overline{\Pi}_X^+(x) + \overline{\Pi}_X^-(x), \quad x > 0,$$

with similar notations $\overline{\Pi}_{\mathcal{H}}(x)$ and $\overline{\Pi}_{\widehat{H}}(x)$ for \mathcal{H} and \widehat{H} .

3 Distributional Identities

In this section we present some general formulae for distributions of the ruin variables (overshoot and undershoots), in terms of the fluctuation variables. From these we can work out the asymptotic distributions of the ruin variables.

The formulae are based on the “quintuple law” of Doney and Kyprianou (2009, Theorem 3), which gives the joint distribution of three position and two time variables associated with ruin. Rather than state the quintuple law in its general form, which will not be used in this paper, we give a formula for the marginal trivariate distribution of the overshoot and undershoots which can be calculated directly from it; namely, we have, for $u > 0$, $x \geq 0$, $v \geq 0$, $0 \leq y \leq u \wedge v$,

$$\begin{aligned} & P(X_{\tau_u} - u \leq x, u - X_{\tau_u-} \leq v, u - \bar{X}_{\tau_u-} \leq y, \tau_u < \infty) \\ &= \int_{0 \leq y' \leq y} \int_{0 \leq v' \leq v - y'} \Pi_X\{(v' + y', v' + y' + x]\} \widehat{V}_{\widehat{H}}(dv') |V_H(u - dy')| + d_H V'_H(u). \end{aligned} \quad (3.1)$$

Some Lévy processes possess the property of “creeping” over level u , meaning that $X_{\tau_u} = u$ can occur with positive probability. (This cannot happen in the classical Cramér-Lundberg model.) By a well known result of Kesten, see Bertoin (1996, Theorem VI.19),

$$P(X_{\tau_u} = u) = d_H V'_H(u), \quad (3.2)$$

with the understanding that $d_H V'_H(u) = 0$ when $d_H = 0$ (V_H need not be differentiable in this case). The second term in (3.1) is a consequence of the possibility of X creeping over level u .

With the help of Vigon’s (2002) “equation amicale inversée”, viz

$$\bar{\Pi}_{\mathcal{H}}(x) = \int_{v \geq 0} \bar{\Pi}_X^+(x + v) \widehat{V}_{\widehat{H}}(dv), \quad x > 0, \quad (3.3)$$

the marginal distributions of the position variables can be written down as follows.

Marginal Distribution of the Overshoot: for $u > 0$, $x \geq 0$,

$$P(X_{\tau_u} - u \leq x, \tau_u < \infty) = \int_{[0, u]} (\bar{\Pi}_{\mathcal{H}}(u - y) - \bar{\Pi}_{\mathcal{H}}(u + x - y)) V_H(dy) + d_H V'_H(u). \quad (3.4)$$

Letting $x \rightarrow \infty$ in this gives

$$P(\tau_u < \infty) = \int_{[0, u]} \bar{\Pi}_{\mathcal{H}}(u - y) V_H(dy) + d_H V'_H(u). \quad (3.5)$$

Marginal Distribution of the Undershoot: Define

$$g_v(y) := \int_{z \in [0, v - y]} \bar{\Pi}_X^+(z + y) \widehat{V}_{\widehat{H}}(dz), \quad 0 \leq y \leq v. \quad (3.6)$$

Then for $u > 0$, $v \geq 0$,

$$P(u - X_{\tau_u-} \leq v, \tau_u < \infty) = \int_{u-(u \wedge v) \leq y \leq u} g_v(u-y) V_H(dy) + d_H V'_H(u). \quad (3.7)$$

For later reference we note that $g_v(y)$ is decreasing in y , increasing in v , and by (3.3) we have

$$g_v(y) \uparrow \bar{\Pi}_{\mathcal{H}}(y) \text{ as } v \uparrow \infty, \text{ all } y > 0. \quad (3.8)$$

Recall that for any subordinator \mathcal{H} ,

$$y \bar{\Pi}_{\mathcal{H}}(y) \rightarrow 0 \text{ as } y \rightarrow 0, \quad (3.9)$$

thus while it is possible that $g_v(0) = \infty$, by (3.8) and (3.9) we have

$$y g_v(y) \rightarrow 0 \text{ as } y \rightarrow 0. \quad (3.10)$$

Marginal Distribution of the Undershoot from the Previous Maximum: for $u > 0$, $0 \leq y \leq u$,

$$P(u - \bar{X}_{\tau_u-} \leq y, \tau_u < \infty) = \int_{u-y \leq z \leq u} \bar{\Pi}_{\mathcal{H}}(u-z) V_H(dz) + d_H V'_H(u). \quad (3.11)$$

Of course this undershoot lies between 0 and u .

By incorporating an extension of the quintuple law which can be found in Griffin and Maller (2011), similar, but slightly more complicated formulae, can be written down for the distributions of the ruin time and the time of the last maximum of X (i.e., the time of minimum surplus) prior to ruin. These will not be used in this paper, but we record them here for completeness. Let $G_t = \sup\{s \leq t : X_s = \bar{X}_s\}$ be the time of the last maximum of X up to time t . Thus G_{τ_u-} is the time of the last maximum of X prior to ruin. We then have the following analogue of (3.1) for the time variables: for $u > 0$, $s \geq 0$, $t \geq 0$,

$$P(\tau_u - G_{\tau_u-} \leq s, G_{\tau_u-} \leq t) = \int_{0 \leq y \leq u} \Pi_{\mathcal{L}^{-1}, \mathcal{H}}([0, s], (y, \infty)) |V(t, u - dy)| + d_H \frac{\partial_-}{\partial_- u} V(t, u), \quad (3.12)$$

where $\partial_-/\partial_- u$ denotes left derivative. The second term in (3.12) is a consequence of the possibility of creeping by time t ; see Griffin and Maller (2011) for details.

From this we obtain the

Marginal Distribution of the Time of Minimum Surplus Prior to Ruin: for $u > 0$, $t \geq 0$,

$$P(G_{\tau_u-} \leq t, \tau_u < \infty) = \int_{0 \leq y \leq u} \bar{\Pi}_{\mathcal{H}}(y) |V(t, u - dy)| + d_H \frac{\partial_-}{\partial_- u} V(t, u). \quad (3.13)$$

Marginal Distribution of the Ruin Time: for $u > 0$, $s \geq 0$,

$$P(\tau_u \leq s) = \int_{0 \leq y \leq u} \int_{0 \leq t \leq s} \Pi_{\mathcal{L}^{-1}, \mathcal{H}}([0, s-t], (y, \infty)) |V(dt, u - dy)| + d_H \frac{\partial_-}{\partial_- u} V(s, u). \quad (3.14)$$

4 The Cramér Setup and Results

Our assumption throughout this section is the *Cramér condition*, namely, that

$$Ee^{\nu_0 X_1} = 1, \text{ for some } \nu_0 > 0. \quad (4.1)$$

That this implies the process drifts to $-\infty$, i.e., $\lim_{t \rightarrow \infty} X_t = -\infty$ a.s., and some further properties are summarised in the next proposition. Its proof is well known and omitted.

Proposition 4.1 *Assume (4.1). Then EX_1 is well defined, and $EX_1 \in [-\infty, 0)$, and so $\lim_{t \rightarrow \infty} X_t = -\infty$ a.s. Further, $Ee^{\nu X_1}$ is finite and nonzero for all $\nu \in [0, \nu_0]$, and $Ee^{\nu X_1}$ increases in ν for $\nu \geq \nu_0$; in particular, $1 \leq Ee^{\nu X_1} \leq \infty$ for $\nu \geq \nu_0$. Further, $E(X_1 e^{\nu X_1}) \in (0, \infty)$ for all ν in a left neighbourhood (ν^*, ν_0) , $\nu^* < \nu_0$, of ν_0 , and $E(X_1 e^{\nu_0 X_1}) > 0$ (possibly, $E(X_1 e^{\nu_0 X_1}) = +\infty$).*

Additionally, use of the Wiener-Hopf factorisation as in the proof of Prop. 5.1 in Klüppelberg et al. (2004), shows that

$$E(e^{\nu_0 X_1}) = 1 \text{ implies } E(e^{\nu_0 H_1}; L_\infty > 1) = 1. \quad (4.2)$$

Consequently, under (4.1), it follows from (2.2) with $a = 0$ and $b = -\nu_0$ that

$$q = \nu_0 d_H + \int_{h>0} (e^{\nu_0 h} - 1) \Pi_{\mathcal{H}}(dh). \quad (4.3)$$

Bertoin and Doney (1994) show that Cramér's estimate for ruin continues to hold for general Lévy processes under (4.1). To state their result recall that X is a compound Poisson process if Π_X is finite and X is the sum of its jumps. Their main result (see also Theorem 7.6 of Kyprianou (2005) and Section XIII.5 of Asmussen (2002)) may then be stated as follows: *Suppose the support of Π_X is non-lattice in the case that X is compound Poisson. Then*

$$\lim_{u \rightarrow \infty} e^{\nu_0 u} P(\tau_u < \infty) = \frac{q}{\nu_0 m^*}, \quad (4.4)$$

where

$$m^* := d_H + \int_{h>0} h e^{\nu_0 h} \Pi_{\mathcal{H}}(dh) \in (0, \infty]. \quad (4.5)$$

A similar result holds in the lattice case if the limit is taken through points in the lattice span, but to avoid repetition we will assume hence forth the non-lattice version of (4.4).

A further useful result in Bertoin and Doney (1994) is the following version of the renewal theorem for Lévy processes. Let

$$U^*(x) = \int_{y \leq x} e^{\nu_0 y} V_H(dy). \quad (4.6)$$

Then Bertoin and Doney (1994) show that U^* is a renewal function satisfying

$$\lim_{u \rightarrow \infty} (U^*(u+x) - U^*(u)) = \frac{x}{m^*}, \quad x \in \mathbb{R}, \quad (4.7)$$

where the righthand side of (4.7) is interpreted as zero if $m^* = \infty$. Using (4.3) and (2.4) with $a = 0$, it is easily seen that in fact U^* is the renewal function of the nondefective subordinator H^* which has drift d_{H^*} and Lévy measure Π_{H^*} given by

$$d_{H^*} = d_H, \quad \text{and} \quad \Pi_{H^*}(dy) = e^{\nu_0 y} \Pi_H(dy). \quad (4.8)$$

In light of (4.4) and (4.7), it is important to know when $m^* < \infty$. From Theorem 8 of Doney and Maller (2002b), for example, it follows that

$$m^* < \infty \text{ if and only if } EX_1 e^{\nu_0 X_1} < \infty. \quad (4.9)$$

Thus in the Cramér set up we will also assume

$$EX_1 e^{\nu_0 X_1} < \infty. \quad (4.10)$$

We note from (4.5) that one immediate consequence of (4.10) is

$$\lim_{u \rightarrow \infty} u e^{\nu_0 u} \bar{\Pi}_{\mathcal{H}}(u) = 0. \quad (4.11)$$

The following theorem is proved in Section 9.

Theorem 4.1 *Assume (4.1) and (4.10). Then we have, for $x \geq 0$,*

$$\lim_{u \rightarrow \infty} P^{(u)}(X_{\tau_u} - u \leq x) = 1 - \frac{1}{q} \int_{(0, \infty)} (e^{\nu_0 y} - 1) \Pi_{\mathcal{H}}(x + dy), \quad (4.12)$$

$$\lim_{u \rightarrow \infty} P^{(u)}(u - X_{\tau_{u-}} \leq x) = \frac{\nu_0 d_H}{q} + \frac{1}{q} \int_0^x g_x(y) d(e^{\nu_0 y}), \quad (4.13)$$

and

$$\lim_{u \rightarrow \infty} P^{(u)}(u - \bar{X}_{\tau_{u-}} \leq x) = \frac{\nu_0 d_H}{q} + \frac{1}{q} \int_0^x \bar{\Pi}_{\mathcal{H}}(y) d(e^{\nu_0 y}). \quad (4.14)$$

In particular, setting $x = 0$,

$$\lim_{u \rightarrow \infty} P^{(u)}(X_{\tau_u} = u) = \lim_{u \rightarrow \infty} P^{(u)}(X_{\tau_{u-}} = u) = \lim_{u \rightarrow \infty} P^{(u)}(\bar{X}_{\tau_{u-}} = u) = \frac{\nu_0 d_H}{q}. \quad (4.15)$$

5 The Convolution Equivalent Setup and Results

The subexponential, or, more generally, the convolution equivalent distributions, are used in modeling heavy tailed data such as often occur in insurance applications; we refer to Embrechts and Goldie (1982), Embrechts et al. (1979), and their references, for discussion and properties. An important class of distributions which are convolution equivalent for certain values of the parameters are the generalized inverse Gaussian distributions; see Klüppelberg (1989).

We briefly recap the main ideas. For background and rationale on the convolution equivalent assumptions see Klüppelberg et al. (2004) and Griffin and Maller (2010). We say that a distribution F on $[0, \infty)$ with tail \bar{F} belongs to the *class* $\mathcal{L}^{(\alpha)}$, $\alpha \geq 0$, if

$$\lim_{u \rightarrow \infty} \frac{\bar{F}(u-x)}{\bar{F}(u)} = e^{\alpha x}, \quad \text{for } x \in (-\infty, \infty). \quad (5.1)$$

Tail functions \bar{F} such that $\bar{F}(\log u)$ is regularly varying with index $-\alpha$, $\alpha \geq 0$, as $u \rightarrow \infty$, are in $\mathcal{L}^{(\alpha)}$. With $*$ denoting convolution, a distribution F is said to be *convolution equivalent*, i.e., in the *class* $\mathcal{S}^{(\alpha)}$, $\alpha \geq 0$, if $F \in \mathcal{L}^{(\alpha)}$, and, in addition,

$$\lim_{x \rightarrow \infty} \frac{\overline{F^{2*}}(x)}{\bar{F}(x)} := 2\delta_\alpha(F) < \infty, \quad (5.2)$$

where

$$\delta_\alpha(F) := \int_{(0, \infty)} e^{\alpha x} F(dx)$$

is the moment generating function of F . The parameter α is referred to as the *index* of the class. When $\alpha = 0$, $\mathcal{S} := \mathcal{S}^{(0)}$ is the class of *subexponential distributions*.

From now on we keep $\alpha > 0$.

Distributions in the class $\mathcal{S}^{(\alpha)}$, for $\alpha > 0$, satisfy $\delta_\alpha(F) < \infty$ and $\delta_{\alpha+\varepsilon}(F) = \infty$ for every $\varepsilon > 0$. They are often referred to as “near to exponential” in the sense that their tails are “close” to the tail of the exponential distribution with parameter α . For example if $\bar{F}(x) \sim x^{-1-\rho}e^{-\alpha x}$ for some $\rho > 0$ and $\alpha > 0$, then $F \in \mathcal{S}^{(\alpha)}$; see Chover, Ney and Wainger (1973). However, note that the exponential distribution itself is not in any $\mathcal{S}^{(\alpha)}$.

We can take the tail of any Lévy measure, assumed nonzero on some interval contained in $(0, \infty)$, to be the tail of a distribution function on $[0, \infty)$, after renormalisation. With this convention, we say then that the measure is in $\mathcal{L}^{(\alpha)}$ or $\mathcal{S}^{(\alpha)}$ if this is true for the measure with the corresponding (renormalised) tail. The results of Klüppelberg et al. (2004) are restricted to the case where the distribution or measure is not concentrated on a lattice in \mathbb{R} , which we will assume here also, with the understanding that the alternative can be handled by obvious modifications. Beyond this, the main assumptions are that for some $\alpha > 0$,

$$\bar{\Pi}_X^+(0) > 0, \quad \bar{\Pi}_X^+ \in \mathcal{S}^{(\alpha)} \quad \text{and} \quad Ee^{\alpha X_1} < 1. \quad (5.3)$$

The case when Π_X is concentrated on $(-\infty, 0)$, i.e., X is spectrally negative, is rather easy to handle, so it is excluded throughout. (See Remark 4.6, p. 1780, of [18].)

The assumption (5.3) means that we analyse the non-Cramér case. This is because if $Ee^{\alpha X_1} < 1$ and $Ee^{\nu_0 X_1} = 1$, then $0 < \alpha < \nu_0$ from Proposition 4.1. But membership in the class $\mathcal{S}^{(\alpha)}$ means that $Ee^{(\alpha+\varepsilon)X_1} = \infty$ for every $\varepsilon > 0$, contradicting $Ee^{\nu_0 X_1} = 1$. Thus the Cramér case is mutually exclusive to the convolution equivalent case as we consider it here. The condition $Ee^{\alpha X_1} < 1$ in (5.3) also ensures that $\lim_{t \rightarrow \infty} X_t = -\infty$ a.s.

It's convenient to define constants β_1, β_2 , by

$$\beta_1 = -\ln Ee^{\alpha X_1} = -\Psi(-i\alpha) \text{ and } \beta_2 = \frac{\kappa(0, -\alpha)}{q} \quad (5.4)$$

where recall κ is given by (2.2). Under (5.3), $\beta_1 > 0$ and $0 < \beta_2 < 1$. The first is obvious and the second follows from Proposition 5.1 of Klüppelberg et al. (2004).

From Klüppelberg et al. (2004, Theorem 4.2), we can deduce:

Theorem 5.1 *Assume $\alpha > 0$ and (5.3) holds. Then for $x \geq 0$*

$$\lim_{u \rightarrow \infty} P^{(u)}(X_{\tau_u} - u \leq x) = 1 - \beta_2 e^{-\alpha x} - \frac{1}{q} \int_{(0, \infty)} (e^{\alpha y} - 1) \Pi_{\mathcal{H}}(x + dy). \quad (5.5)$$

Equation (5.5) compares closely with the result in (4.12), and reduces to it if we formally set $\alpha = \nu_0$ and $Ee^{\alpha X_1} = 1$, since in that case $\beta_2 = 0$ by (4.2). For $x = 0$, using (2.2) and (5.4), (5.5) gives

$$\lim_{u \rightarrow \infty} P^{(u)}(X_{\tau_u} = u) = \frac{\alpha d_H}{q} \quad (5.6)$$

as the asymptotic (conditional) probability of creeping in the convolution equivalent case. Compare this with the analogous result in the Cramér case given by (4.15). If $d_H > 0$, then (3.2) and (5.6) imply

$$\lim_{u \rightarrow \infty} \frac{V'_H(u)}{P(\tau_u < \infty)} = \frac{\alpha}{q}, \quad (5.7)$$

with the analogous result, with α replaced by ν_0 , following from (4.15) in the Cramér case.

The limiting distributions of the undershoots in the convolution equivalent case are given in Table 1 below. Their derivations using the quintuple law are explained in Doney and Kyprianou (2006) and carried out in Park and Maller (2008). An alternative approach, yielding more general results, is given in Griffin and Maller (2010).

6 Summary of General Results

The general results are summarised in Table 1. In it, ‘‘Cramér Case’’ refers to results proved under Assumptions (4.1) and (4.10), while the ‘‘Convolution Equivalent Case’’ refers to results proved under Assumption (5.3), with $\alpha > 0$. All the asymptotic distributions are valid for $x \geq 0$. Recall (5.4), and note that $\beta_2 = 0$ in the Cramér case. To the entries in the table we can also add:

Cramér Case:

$$P(\tau_u < \infty) \sim \frac{qe^{-\nu_0 u}}{\nu_0 m^*}, \text{ as } u \rightarrow \infty. \quad (6.1)$$

Convolution Equivalent Case:

$$P(\tau_u < \infty) \sim \frac{1}{\beta_1 \beta_2} \bar{\Pi}_X^+(u) \sim \frac{1}{q \beta_2^2} \bar{\Pi}_{\mathcal{H}}(u), \text{ as } u \rightarrow \infty. \quad (6.2)$$

The result in the convolution equivalent case follows from Theorem 4.1 and Proposition 5.3 in Klüppelberg et al. (2004). Note that in the Cramér case, $\bar{\Pi}_X^+(u)$ and $\bar{\Pi}_{\mathcal{H}}(u)$ are both of smaller order than $e^{-\nu_0 u}$ as $u \rightarrow \infty$, by (4.10) and (4.11).

	Limiting distribution Valid for all $x \geq 0$	Case I: Cramér case	Case II: Convolution Equivalent Case
I	$\lim_{u \rightarrow \infty} P^{(u)}(X_{\tau_u} - u \leq x)$	$1 - \frac{1}{q} \int_{(0, \infty)} (e^{\nu_0 y} - 1) \Pi_{\mathcal{H}}(x + dy)$	$1 - \beta_2 e^{-\alpha x} - \frac{1}{q} \int_{(0, \infty)} (e^{\alpha y} - 1) \Pi_{\mathcal{H}}(x + dy)$
II	$\lim_{u \rightarrow \infty} P^{(u)}(u - X_{\tau_u-} \leq x)$	$\frac{\nu_0 d_H}{q} + \frac{1}{q} \int_0^x g_x(y) d(e^{\nu_0 y})$	$\frac{\alpha d_H}{q} + \frac{1}{q} \int_0^x g_x(y) d(e^{\alpha y})$
III	$\lim_{u \rightarrow \infty} P^{(u)}(u - \bar{X}_{\tau_u-} \leq x)$	$\frac{\nu_0 d_H}{q} + \frac{1}{q} \int_0^x \bar{\Pi}_{\mathcal{H}}(y) d(e^{\nu_0 y})$	$\frac{\alpha d_H}{q} + \frac{1}{q} \int_0^x \bar{\Pi}_{\mathcal{H}}(y) d(e^{\alpha y})$
IV	$\lim_{u \rightarrow \infty} P^{(u)}(X_{\tau_u} = u)$	$\frac{\nu_0 d_H}{q}$	$\frac{\alpha d_H}{q}$

Table 1: Limiting Distributions of Overshoot and Undershoots in the Cramér and Convolution Equivalent Cases

Remark: Table 1 corrects a couple of expressions in Park and Maller (2008). The proof of their Theorem 3.2 is correct but there are errors in their Eq. (3.5); the simpler expression in Row II Column 3 of Table 1 should be used instead. Also, Eq. (3.10) of Park and Maller (2008) should be corrected to that shown in Row III Column 3 of Table 1 by adding in the term from creeping.

It is important to note that in the convolution equivalent case, the limiting distributions of the undershoots are improper. Letting $x \rightarrow \infty$ and using (3.8), we see that they both have total mass given by

$$\begin{aligned} \frac{\alpha d_H}{q} + \frac{1}{q} \int_0^\infty \bar{\Pi}_{\mathcal{H}}(y) d(e^{\alpha y}) &= \frac{\alpha d_H}{q} + \frac{1}{q} \int_0^\infty (e^{\alpha y} - 1) \bar{\Pi}_{\mathcal{H}}(dy) \\ &= \frac{q - \kappa(0, -\alpha)}{q} = 1 - \beta_2 < 1. \end{aligned}$$

The remaining mass escapes to ∞ because with positive probability, as $u \rightarrow \infty$, X can pass over level u as the result of an exceedingly large jump the first time it leaves a neighbourhood of the origin. See Doney and Kyprianou (2006) and Griffin and Maller (2010) for a more detailed discussion.

7 Example: the GTSC-Class

In this section we use the formulae listed in Table 1 to examine the asymptotic distributions of the overshoot and undershoots, for a particular class, the GTSC (“Gaussian-Tempered-Stable-Convolution”) class, of Lévy processes, introduced by Hubalek and Kyprianou (2010). For these, the marginal distributions of X_1 are of generalised inverse Gaussian type. They generate a class of Lévy processes $(X_t)_{t \geq 0}$ which are spectrally positive with corresponding upward ladder height processes, $(H_t)_{t \geq 0}$, being killed tempered stable subordinators. The downward ladder height processes are trivial subordinators normalised to unit drift. These processes admit some quite explicit expressions for the Lévy measures of X and of H , and so are very suitable for calculation purposes. Our main aim is to illustrate similarities and differences between asymptotic distributions of the overshoot and undershoots for the Cramér and convolution equivalent cases.

The GTSC class depends on five parameters $q > 0$, $d_H \geq 0$, $c > 0$, $\alpha \geq 0$ and $\rho \in [-1, 1)$. When $\rho \leq 0$ we require $\alpha > 0$. The Laplace exponent of X takes the following forms:

$$\psi_X(\theta) = E[e^{\theta X_1}] = -q\theta + d_H\theta^2 - c\theta\Gamma(-\rho)(\alpha^\rho - (\alpha - \theta)^\rho), \text{ for } \theta < \alpha, \rho \neq 0 \quad (7.1)$$

and

$$\psi_X(\theta) = -q\theta + d_H\theta^2 + c\theta \log \frac{\alpha}{\alpha - \theta}, \text{ for } \theta < \alpha, \rho = 0. \quad (7.2)$$

It can be checked that the Lévy measure of X is given by

$$\Pi_X(dy) = c \left(\frac{\alpha}{y^{\rho+1}} + \frac{\rho+1}{y^{\rho+2}} \right) e^{-\alpha y} dy, \quad y > 0, \quad (7.3)$$

hence $\bar{\Pi}_X^+ \in \mathcal{S}^{(\alpha)}$ if $\alpha > 0$ and $\rho > 0$, by the result of Chover et al. (1973) referred to earlier. We use α for the fourth parameter of the GTSC class for this reason, so as to connect with the results in the previous sections. In terms of modelling, the parameters c , α and ρ determine the claim size distribution, q the premium rate and d_H the noise or Brownian perturbation.

The ascending ladder height process H is a subordinator killed at rate q , with drift d_H and Lévy measure

$$\Pi_{\mathcal{H}}(dy) = cy^{-\rho-1}e^{-\alpha y} dy, \quad y > 0. \quad (7.4)$$

We have $\bar{\Pi}_{\mathcal{H}} \in \mathcal{S}^{(\alpha)}$ if, again, $\alpha > 0$ and $\rho > 0$. The Laplace exponent of H is given by

$$\psi_H(\theta) = -q + d_H\theta - c\Gamma(-\rho)(\alpha^\rho - (\alpha - \theta)^\rho), \text{ for } \theta < \alpha, \rho \neq 0 \quad (7.5)$$

and

$$\psi_H(\alpha) = -q + d_H\theta + c \log \frac{\alpha}{\alpha - \theta}, \text{ for } \theta < \alpha, \rho = 0. \quad (7.6)$$

For $\rho \in [0, 1)$, H has infinite activity ($\Pi_{\mathcal{H}}(\mathbb{R}) = \infty$). For $\rho = 0$ it is simply a (killed) Gamma subordinator (with drift). If $-1 \leq \rho < 0$ it is a (killed) compound Poisson process (with drift), with intensity parameter $c\alpha\rho\Gamma(-\rho)$ and Gamma distributed jumps. For details of all these properties see Hubalek and Kyprianou (2010).

From (7.1) and (7.2) we see that

$$E[X_1] = \psi'_X(0) = -q < 0,$$

so $X_t \rightarrow -\infty$ a.s. as $t \rightarrow \infty$. Recall that the Cramér case is characterised by (4.1) and (4.10), while the convolution equivalent case is characterised by (5.3). For particular combinations of the GTSC parameters, the Cramér case is also included in the GTSC class. We can classify X as follows.

Theorem 7.1 *For $\alpha > 0$, and X from the GTSC-class parameterised as in (7.1) or (7.2), we have the following:*

(i) *if either $\rho \in [-1, 0]$, or $\rho \in (0, 1)$ and $d_H\alpha - q - c\alpha^\rho\Gamma(-\rho) > 0$, X is in the Cramér case with parameter ν_0 , where ν_0 is the unique root of $\psi_X = 0$ on the interval $(0, \alpha)$; thus, ν_0 satisfies*

$$0 = \psi_X(\nu_0)/\nu_0 = d_H\nu_0 - q - c\Gamma(-\rho)(\alpha^\rho - (\alpha - \nu_0)^\rho), \quad 0 < \nu_0 < \alpha; \quad (7.7)$$

(ii) *if $\rho \in (0, 1)$ and $d_H\alpha - q - c\alpha^\rho\Gamma(-\rho) < 0$, X is in the convolution equivalent case with parameter α ;*

(iii) *if $\rho \in (0, 1)$ and $d_H\alpha - q - c\alpha^\rho\Gamma(-\rho) = 0$, X is in neither case.*

Proof of Theorem 7.1. (i) Recall that

$$\psi_X \text{ is convex, } \psi_X(0) = 0 \text{ and } \psi'_X(0) < 0. \quad (7.8)$$

Hence, if $\psi_X(\alpha-) > 0$ it follows that ψ_X has a unique zero ν_0 on $(0, \alpha)$ and for $\varepsilon > 0$ small enough also $\psi_X(\nu_0 + \varepsilon) < \infty$, giving (4.1) and (4.10). It is straightforward to check that the conditions in (i) indeed yield $\psi_X(\alpha-) > 0$.

(ii) Next, assume $\rho \in (0, 1)$ and $d_H\alpha - q - c\alpha^\rho\Gamma(-\rho) < 0$. Then $\overline{\Pi}_X^+ \in \mathcal{S}^{(\alpha)}$ since $\rho > 0$, and further

$$\log E[e^{\alpha X_1}] = \psi_X(\alpha-) = \alpha(d_H\alpha - q - c\alpha^\rho\Gamma(-\rho)) < 0.$$

Thus (5.3) holds.

(iii) Finally, suppose $\rho \in (0, 1)$ and $d_H\alpha - q - c\alpha^\rho\Gamma(-\rho) = 0$. We are not in the convolution equivalent case since by the same argument as in (ii) we now have $\log E[e^{\alpha X_1}] = 0$.

Nor are we in the Cramér case, since the only candidate for ν_0 is α , by (7.8). But then it follows immediately from (4.5) that $m^* = \infty$ and hence (4.10) fails by (4.9). \square

It will suffice for our demonstrations *to keep $\alpha > 0$ and $\rho \in (0, 1)$ in what follows.* Thus we restrict to the parameter set $q > 0$, $d_H \geq 0$, $c > 0$, $\alpha > 0$ and $\rho \in (0, 1)$. The parameter β_2 defined by (5.4) here takes the form:

$$\beta_2 = \frac{\kappa(0, -\alpha)}{q} = \frac{-\psi_H(\alpha)}{q} = \frac{q - \alpha d_H + c\alpha^\rho \Gamma(-\rho)}{q}. \quad (7.9)$$

Thus by Theorem 7.1, the Cramér case arises when $\beta_2 < 0$ and the convolution equivalent case when $\beta_2 > 0$. The boundary between these regions is the surface defined by

$$B_0 := \{p = (q, d_H, c, \alpha, \rho) : \beta_2 = 0\}. \quad (7.10)$$

We will denote the regions in parameter space where $\beta_2 < 0$ and $\beta_2 > 0$ by B_- and B_+ respectively.

We will consider the asymptotics relevant to the GTSC class, using phrases like “approach the boundary through the Cramér class (convolution equivalent class)” and variations thereof to mean that we continuously move through points $p \in B_-$ ($p \in B_+$) to a point $p_0 \in B_0$. The following observations will be used in the discussion below without further mention. If $p^0 = (q^0, d_H^0, c^0, \alpha^0, \rho^0) \in B_0$ and we approach p^0 through points $p = (q, d_H, c, \alpha, \rho) \in B_-$, then one easily checks, using (7.7), that $\nu_0 \rightarrow \alpha^0$. Hence $m^* \rightarrow \infty$ by (4.5). Of course, trivially, $\alpha \rightarrow \alpha^0$ and $\beta_2 \rightarrow 0$ as $p \rightarrow p^0$ irrespective of whether $p \in B_-$ or $p \in B_+$.

The following identity, which follows easily from the definition of the gamma function, is useful in deriving some of the formulae given in the remainder of this section; for $0 < \theta \leq \alpha$ and $\rho \in (0, 1)$

$$\int_0^\infty (e^{\theta y} - 1)y^{-\rho-1}e^{-\alpha y}dy = -\Gamma(-\rho)(\alpha^\rho - (\alpha - \theta)^\rho). \quad (7.11)$$

For the probability of ruin we use the formulae in (6.1) and (6.2). In the Cramér case, by (4.5) and (7.4), we have

$$P(\tau_u < \infty) \sim \frac{q(\alpha - \nu_0)^{1-\rho}}{\nu_0(d_H(\alpha - \nu_0)^{1-\rho} - c\rho\Gamma(-\rho))}e^{-\nu_0 u}, \quad \text{as } u \rightarrow \infty \quad (7.12)$$

while in the convolution equivalent case, by (7.9), we have

$$P(\tau_u < \infty) \sim \frac{cq}{\alpha(q - \alpha d_H + c\alpha^\rho \Gamma(-\rho))^2}u^{-\rho-1}e^{-\alpha u}, \quad \text{as } u \rightarrow \infty. \quad (7.13)$$

There are clear structural differences between these estimates. For example, in the Cramér case, the rate of decay of the ruin probability depends, through $\nu_0 \in (0, \alpha)$, on all of the parameters q , d_H , c , α and ρ , while in the convolution equivalent case it depends only on α and ρ .

Now fix $p^0 = (q^0, d_H^0, c^0, \alpha^0, \rho^0) \in B_0$ and approach p^0 through points $p \in B_-$ or points $p \in B_+$. If $p \in B_-$, then $\nu_0 \rightarrow \alpha^0$, while if $p \in B_+$, then $\alpha \rightarrow \alpha^0$. Thus the rate of exponential decay in (7.12) and (7.13) changes continuously across the boundary. The constant in (7.12) vanishes as we approach the boundary since $m^* \rightarrow \infty$, while the constant in (7.13) explodes since $\beta_2 \rightarrow 0$. This, of course, is a consequence of the structurally different types of decay in the two cases.

The formulae for the asymptotic distributions of the overshoot and undershoots under the GTSC assumption are listed in Table 2. These are calculated using the corresponding quantities in Table 1.

	Limiting distribution Valid for all $x \geq 0$	Case I: Cramér case	Case II: Convolution Equivalent Case
I	$\lim_{u \rightarrow \infty} P^{(u)}(X_{\tau_u} - u \leq x)$	$1 - \frac{c}{q} \int_x^\infty y^{-\rho-1} e^{-\alpha y} (e^{\nu_0(y-x)} - 1) dy$	$1 - \beta_2 e^{-\alpha x} - \frac{c}{q} \int_x^\infty y^{-\rho-1} (e^{-\alpha x} - e^{-\alpha y}) dy$
II	$\lim_{u \rightarrow \infty} P^{(u)}(u - X_{\tau_u} \leq x)$	$\frac{\nu_0 d_H}{q} + \frac{c}{q} \int_0^x y^{-\rho-1} e^{-\alpha y} (e^{\nu_0 y} - 1) dy$	$\frac{\alpha d_H}{q} + \frac{c}{q} \int_0^x y^{-\rho-1} (1 - e^{-\alpha y}) dy$
III	$\lim_{u \rightarrow \infty} P^{(u)}(u - \bar{X}_{\tau_u} \leq x)$	$1 - \frac{c}{q} \int_x^\infty y^{-\rho-1} e^{-\alpha y} (e^{\nu_0 y} - e^{\nu_0 x}) dy$	$1 - \beta_2 - \frac{c}{q} \int_x^\infty y^{-\rho-1} e^{-\alpha y} (e^{\alpha y} - e^{\alpha x}) dy$
IV	$\lim_{u \rightarrow \infty} P^{(u)}(X_{\tau_u} = u)$	$1 + \frac{c}{q} \Gamma(-\rho) (\alpha^\rho - (\alpha - \nu_0)^\rho)$	$1 - \beta_2 + \frac{c \alpha^\rho}{q} \Gamma(-\rho)$

Table 2: Limiting Distributions of Overshoot and Undershoots for the GTSC Class

Theorem 7.1 shows that the sign of the quantity $d_H \alpha - q - c \alpha^\rho \Gamma(-\rho)$ distinguishes between the Cramér and convolution equivalent cases. In Fig.1 we plot it as a function of α , for a particular choice of parameters (which are used for all 4 figures); namely, fix

$$q = 1, d_H = 1/2, c = 1, \rho = 1/2, \quad (7.14)$$

and consider the function

$$f(\alpha) := d_H \alpha - q - c \alpha^\rho \Gamma(-\rho) \quad (7.15)$$

for $\alpha \in (0, 1)$. From Fig. 1 we see that f is negative on an interval $(0, \alpha_0)$, the Cramér case, and positive on $(\alpha_0, 1)$, the convolution equivalent case, where, for the parameter values in (7.14), $\alpha_0 = 0.069$.

The cumulative distribution functions of the overshoot, for both cases, Cramér and convolution equivalent, are represented in the next diagram as α varies, for the same choice of parameters as in Fig 1. Recall that varying α is a means of varying the claim size distribution. Even though increasing α beyond α_0 results in changing the model

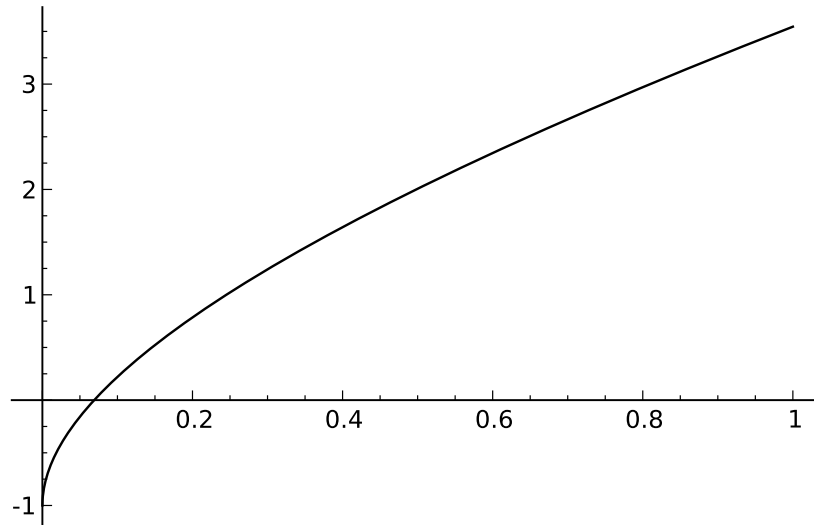


Figure 1: The function f defined in (7.15) for values $0 < \alpha < 1$. Parameter values are $q = 1$, $d_H = 1/2$, $c = 1$, $\rho = 1/2$.

from one in which the Cramér condition holds to one in which it doesn't, the overshoot distribution transitions smoothly throughout the entire range of α . A similar phenomenon can be observed by varying the other parameters.

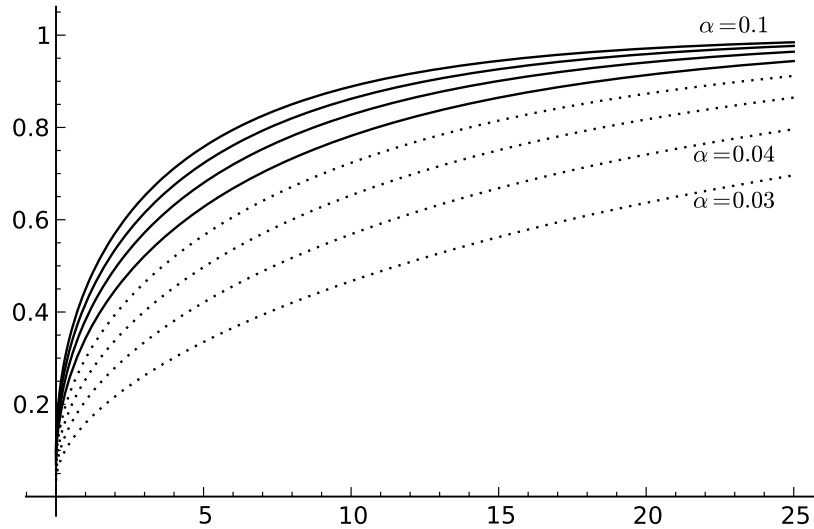


Figure 2: Cumulative distribution of the overshoot as given by Row I of Table 2, in the Cramér case for values of $\alpha = 0.07, 0.08, 0.09, 0.10$ (full lines), and in the convolution equivalent case for values of $\alpha = 0.03, 0.04, 0.05, 0.06$ (dotted lines). Parameter values as for Fig. 1.

The formulae for the overshoot in Row I of Table 2 are obtained by direct substitution

of (7.4) into Table 1. For computational purposes these formulae can be expressed in terms of the incomplete Gamma function, and easily calculated for specific values of the parameters.

As the boundary is approached, either through B_- or B_+ , the formulae agree in the limit, for every $x \geq 0$. Figure 2 illustrates this in the case that the boundary is approached by varying α only. Setting $x = 0$ gives the asymptotic (conditional) probability of creeping over the level u . The resulting formulae agree with those in Row IV of Table 1: In the Cramér case

$$\begin{aligned} \lim_{u \rightarrow \infty} P^{(u)}(X_{\tau_u} = u) &= 1 - \frac{c}{q} \int_0^\infty (e^{\nu_0 y} - 1) y^{-\rho-1} e^{-\alpha y} dy \\ &= 1 + \frac{c}{q} \Gamma(-\rho) (\alpha^\rho - (\alpha - \nu_0)^\rho) = \frac{d_H \nu_0}{q}, \end{aligned} \quad (7.16)$$

where the second equality holds by (7.11) and the third by (7.7), while for the convolution equivalent case, by the same means but using (7.9), we find that

$$\lim_{u \rightarrow \infty} P^{(u)}(X_{\tau_u} = u) = 1 - \beta_2 + \frac{c\alpha^\rho}{q} \Gamma(-\rho) = \frac{d_H \alpha}{q}. \quad (7.17)$$

Comparing (7.16) and (7.17), note that in both cases there is creeping in the limit if and only if $d_H > 0$, which is in turn equivalent to X having a Gaussian component (namely, from (7.1) we see that $\sigma_X = \sqrt{2d_H}$). One obvious difference between the two cases is that in the Cramér case changing any parameter changes ν_0 and hence (7.16), while (7.17) does not depend on ρ and c (we saw a similar effect for the ruin probability).

Next, for the behaviour when $x \rightarrow \infty$, we can calculate, in the Cramér case

$$1 - \lim_{u \rightarrow \infty} P^{(u)}(X_{\tau_u} - u \leq x) \sim \frac{c}{q} ((\alpha - \nu_0)^{-1} - \alpha^{-1}) x^{-\rho-1} e^{-\alpha x}, \quad x \rightarrow \infty,$$

while in the convolution equivalent case

$$1 - \lim_{u \rightarrow \infty} P^{(u)}(X_{\tau_u} - u \leq x) \sim \beta_2 e^{-\alpha x} \quad \text{as } x \rightarrow \infty.$$

The structural difference between the two cases is largely analogous to that seen for the ruin probabilities, but curiously with the roles reversed. In this case, approaching the boundary through the Cramér class causes the coefficient to explode, whereas the coefficient vanishes if the approach is through the convolution equivalent class.

This analysis shows that, while the formulae in the two cases are structurally different, especially in their asymptotic behaviour, nevertheless they segue continuously into each other across the boundary B_0 . This effect is apparent in Fig 2.

Similar analyses can be given for the undershoots.

For the undershoot itself, from (3.3), (3.6) and the fact that $\widehat{V}_{\widehat{H}}(dy) = dy$ since \widehat{H} is unit drift, we obtain

$$g_x(dy) = -\overline{\Pi}_X^+(y) dy = -\Pi_{\mathcal{H}}(dy).$$

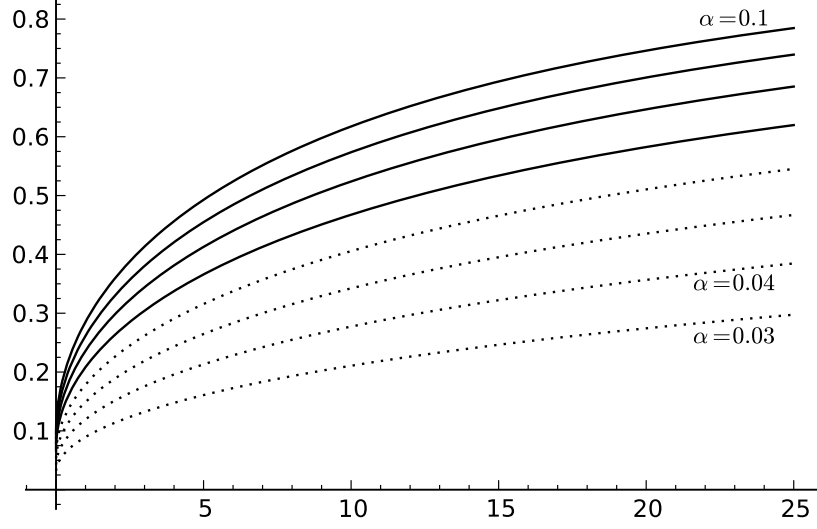


Figure 3: Cumulative distribution of the undershoot as given by Row II of Table 2. Values of α and parameter values as for Fig. 1.

Integrating by parts in Row II of Table 1, then yields the results in Row II of Table 2:

$$\lim_{u \rightarrow \infty} P^{(u)}(u - X_{\tau_u-} \leq x) = \frac{\nu_0 d_{\mathcal{H}}}{q} + \frac{c}{q} \int_0^x y^{-\rho-1} e^{-\alpha y} (e^{\nu_0 y} - 1) dy \quad (7.18)$$

in the Cramér case, and

$$\lim_{u \rightarrow \infty} P^{(u)}(u - X_{\tau_u-} \leq x) = \frac{\alpha d_H}{q} + \frac{c}{q} \int_0^x y^{-\rho-1} (1 - e^{-\alpha y}) dy \quad (7.19)$$

in the convolution equivalent case. Just as for the overshoot, there is a continuous transition across the boundary in the formulae for every $x \geq 0$. When $x = 0$ they reduce to

$$\lim_{u \rightarrow \infty} P^{(u)}(X_{\tau_u-} = u) = \frac{\nu_0 d_H}{q} \quad \text{and} \quad \lim_{u \rightarrow \infty} P^{(u)}(X_{\tau_u-} = u) = \frac{\alpha d_H}{q} \quad (7.20)$$

respectively. When $x \rightarrow \infty$, the right hand side of (7.18) converges to

$$\frac{\nu_0 d_H}{q} - \frac{c}{q} \Gamma(-\rho) (\alpha^\rho - (\alpha - \nu_0)^\rho) = 1, \quad (7.21)$$

by (7.7) and (7.11), while the right hand side of (7.19) converges to

$$\frac{\alpha d_H}{q} - \frac{c \alpha^\rho \Gamma(-\rho)}{q} = 1 - \beta_2 \quad (7.22)$$

by (7.9) and (7.11). Since $\beta_2 > 0$ in the convolution equivalent case, this last expression is in $(0, 1)$. Hence in the convolution equivalent case, the undershoot converges under $P^{(u)}$

to an improper distribution, which has an atom at ∞ of mass β_2 . This atom vanishes as we approach the boundary through B_+ .

Just as for the overshoot, another difference between the cases is in their asymptotic behaviour, namely, in the Cramér case we see

$$1 - \lim_{u \rightarrow \infty} P^{(u)}(u - X_{\tau_u-} \leq x) \sim \frac{c}{q(\alpha - \nu_0)} x^{-\rho-1} e^{-(\alpha - \nu_0)x}, \quad \text{as } x \rightarrow \infty, \quad (7.23)$$

while in the convolution equivalent case

$$1 - \beta_2 - \lim_{u \rightarrow \infty} P^{(u)}(u - X_{\tau_u-} \leq x) \sim \frac{c}{\rho q} x^{-\rho}, \quad \text{as } x \rightarrow \infty. \quad (7.24)$$

As the boundary is approached through B_- , the exponential factor in (7.23) vanishes, but the coefficient explodes. In contrast, the estimate in (7.24) behaves smoothly at the boundary.

For the undershoot from the previous maximum, the formulae in Row III of Table 2 follow from Row III of Table 1 after an integration by parts and substitution of (7.4). Just as for the overshoot and the undershoot, there is a continuous transition across the boundary in the formulae for every $x \geq 0$. When $x = 0$, upon using (7.11), they reduce to

$$\lim_{u \rightarrow \infty} P^{(u)}(\bar{X}_{\tau_u-} = u) = \frac{\nu_0 d_H}{q} \quad \text{and} \quad \lim_{u \rightarrow \infty} P^{(u)}(\bar{X}_{\tau_u-} = u) = \frac{\alpha d_H}{q} \quad (7.25)$$

respectively. Precisely the same asymptotics as $x \rightarrow \infty$ apply as in (7.21) and (7.22). As for the undershoot, in the convolution equivalent case, the undershoot of the last maximum before τ_u converges under $P^{(u)}$ to an improper distribution, with an atom at ∞ of mass β_2 . This atom vanishes as we approach the boundary through B_+ . Finally (7.24) continues to hold in the convolution equivalent case if X_{τ_u-} is replaced by \bar{X}_{τ_u-} , while in the Cramér case

$$1 - \lim_{u \rightarrow \infty} P^{(u)}(u - \bar{X}_{\tau_u-} \leq x) \sim \frac{c}{q} ((\alpha - \nu_0)^{-1} - \alpha^{-1}) x^{-\rho-1} e^{-(\alpha - \nu_0)x}, \quad \text{as } x \rightarrow \infty.$$

8 Discussion

The quintuple law, referenced in Section 3, is the result of a deep analysis into Lévy process theory, but the derivations from it of distributional identities such as those in Section 3, and, from them, the applications to limit laws such as those in Sections 4 and 5, are straightforward. In fact, once given the results in Section 3, our paper is virtually self-contained, requiring in addition nothing more than some standard renewal theory and the dominated convergence theorem for the proof of Theorem 4.1. The proof of Theorem 5.1, also based on the quintuple law (see Klüppelberg et al. (2004)), requires some extra techniques from the theory of convolution equivalent distributions, but these are standard and easily applied.

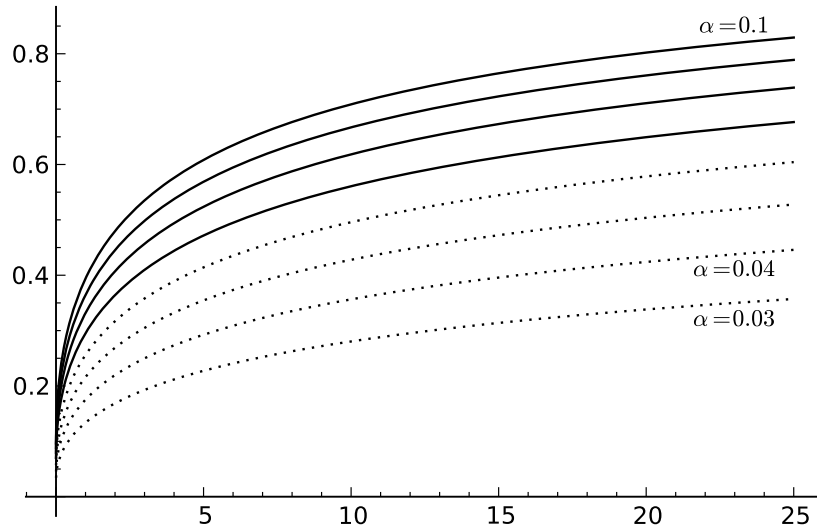


Figure 4: Cumulative distribution of the undershoot from the previous maximum as given by Row III of Table 2. Values of α and parameter values as for Fig. 1.

Consequently, we can put forward the methods exemplified in this paper as a simple and clear way to set out and derive limit laws for overshoots and undershoots in both the convolution equivalent and Cramér formulations. On the other hand, the method is not a panacea for all problems. Inspection of Eq. (3.1) for the joint distribution of the 3 positions variables, and of Eq. (3.12) for the joint distribution of the 2 time variables, suggests that our methods will not carry over easily to these situations. We have useful results available in these cases, but they are derived from a deeper path analysis of the Lévy process and will be presented separately.

As we illustrated in Section 7, the formulae listed in Table 1 can be quite easily calculated in special cases, and it would be very useful to develop computational and/or simulation methods to deal with more general cases.

9 Proofs

Proof of Theorem 4.1. Assume (4.1) and (4.10). Subtracting (3.4) from (3.5) and dividing by $P(\tau_u < \infty)$ gives, for $x \geq 0$,

$$\begin{aligned}
P^{(u)}(X_{\tau_u} - u > x) &= \frac{1}{P(\tau_u < \infty)} \int_{[0,u]} \bar{\Pi}_{\mathcal{H}}(u+x-y) V_H(dy) \\
&\sim q^{-1} \nu_0 m^* e^{\nu_0 u} \int_{[0,u]} \bar{\Pi}_{\mathcal{H}}(u+x-y) V_H(dy) \quad (\text{by (4.4)}) \\
&= q^{-1} \nu_0 m^* \int_{[0,u]} e^{\nu_0(u-y)} \bar{\Pi}_{\mathcal{H}}(u+x-y) U^*(dy) \quad (\text{by (4.6)}) \\
&= q^{-1} \nu_0 m^* \int_{[0,u]} e^{\nu_0 y} \bar{\Pi}_{\mathcal{H}}(x+y) d_y (U^*(u) - U^*(u-y)). \quad (9.1)
\end{aligned}$$

Thus, integrating by parts,

$$\begin{aligned}
P^{(u)}(X_{\tau_u} - u > x) &\sim q^{-1} \nu_0 m^* e^{\nu_0 u} \bar{\Pi}_{\mathcal{H}}(u+x) U^*(u) - \\
&\quad q^{-1} \nu_0 m^* \int_{[0,u]} (U^*(u) - U^*(u-y)) d_y (e^{\nu_0 y} \bar{\Pi}_{\mathcal{H}}(x+y)). \quad (9.2)
\end{aligned}$$

For later reference, note that for any $x \geq 0$,

$$\begin{aligned}
\int_{[0,\infty)} y |d_y (e^{\nu_0 y} \bar{\Pi}_{\mathcal{H}}(x+y))| &\leq \int_{[0,\infty)} y \nu_0 e^{\nu_0 y} \bar{\Pi}_{\mathcal{H}}(x+y) dy + \int_{[0,\infty)} y e^{\nu_0 y} \Pi_{\mathcal{H}}(x+dy) \\
&= \int_{[0,\infty)} \int_{[0,y)} \nu_0 z e^{\nu_0 z} \Pi_{\mathcal{H}}(x+dy) dz + \int_{[0,\infty)} y e^{\nu_0 y} \Pi_{\mathcal{H}}(x+dy) \\
&\leq 2 \int_{[0,\infty)} y e^{\nu_0 y} \Pi_{\mathcal{H}}(x+dy) < \infty, \quad (9.3)
\end{aligned}$$

by (4.5) since $m^* < \infty$.

First assume $d_H > 0$. Then $d_{H^*} = d_H > 0$ by (4.8), and so by Prop III.1 of Bertoin (1996), $U^*(y) \leq c_1 y$ for all $y \geq 0$, for some constant $c_1 > 0$. Thus the first term on the RHS of (9.2) tends to 0 as $u \rightarrow \infty$, by (4.11). Next by subadditivity of U^* , we have

$$0 \leq U^*(u) - U^*(u-y) \leq U^*(y) \leq c_1 y, \quad \text{for all } 0 \leq y \leq u. \quad (9.4)$$

Thus by (9.3) we may apply dominated convergence to the second term on the RHS of (9.2). It then follows from (4.7) and (4.11) that

$$\begin{aligned}
\lim_{u \rightarrow \infty} P^{(u)}(X_{\tau_u} - u > x) &= -q^{-1} \nu_0 m^* \int_{[0,\infty)} \left(\frac{y}{m^*} \right) d_y (e^{\nu_0 y} \bar{\Pi}_{\mathcal{H}}(x+y)) \\
&= q^{-1} \nu_0 \int_{[0,\infty)} e^{\nu_0 y} \bar{\Pi}_{\mathcal{H}}(x+y) dy \\
&= q^{-1} \int_{[0,\infty)} (e^{\nu_0 y} - 1) \Pi_{\mathcal{H}}(x+dy),
\end{aligned}$$

for all $x \geq 0$, proving (4.12) when $d_H > 0$.

Now assume $d_H = 0$. In that case we can only deduce from Prop III.1 of Bertoin (1996) that for each $y_0 > 0$, there is a constant $c_2 = c_2(y_0) > 0$ such that $U^*(y) \leq c_2 y$ for $y \geq y_0$, and so (9.4) has to be modified accordingly. To account for this we need to consider separately the cases $x > 0$ and $x = 0$. The first term on the RHS of (9.2) tends to 0, as before, in either case. When $x > 0$ we can change variable in the second term to get

$$q^{-1} \nu_0 m^* e^{-\nu_0 x} \int_{[x, x+u]} (U^*(u) - U^*(u - (y - x))) d_y(e^{\nu_0 y} \bar{\Pi}_{\mathcal{H}}(y)).$$

By subadditivity, the integrand is bounded above by $U^*(y - x) \leq U^*(y) \leq c_2 y$ for some $c_2 = c_2(x)$, if $y \geq x > 0$. Since $y |d_y(e^{\nu_0 y} \bar{\Pi}_{\mathcal{H}}(y))|$ is integrable by (9.3), we can apply dominated convergence to obtain

$$\begin{aligned} \lim_{u \rightarrow \infty} P^{(u)}(X_{\tau_u} - u > x) &= -q^{-1} \nu_0 m^* e^{-\nu_0 x} \int_{[x, \infty)} \left(\frac{y - x}{m^*} \right) d_y(e^{\nu_0 y} \bar{\Pi}_{\mathcal{H}}(y)) \\ &= q^{-1} \int_{[0, \infty)} (e^{\nu_0 y} - 1) \Pi_{\mathcal{H}}(x + dy), \end{aligned}$$

just as before. It remains to deal with the case $d_H = 0$ and $x = 0$. But then (4.12) follows immediately from (3.2) and (4.3).

Next we prove (4.13) and (4.14) for $x > 0$. We first observe that for any $x > 0$

$$\begin{aligned} &\int_{(x, u]} e^{\nu_0 y} \bar{\Pi}_{\mathcal{H}}(y) d_y (U^*(u) - U^*(u - y)) \\ &= e^{\nu_0 u} \bar{\Pi}_{\mathcal{H}}(u) U^*(u) - e^{\nu_0 x} \bar{\Pi}_{\mathcal{H}}(x) (U^*(u) - U^*((u - x) -)) \\ &\quad - \int_{(0, \infty)} \mathbf{1}_{\{x < y \leq u\}} (U^*(u) - U^*(u - y)) d_y(e^{\nu_0 y} \bar{\Pi}_{\mathcal{H}}(y)). \end{aligned}$$

Now for some constant $c_2 = c_2(x)$, $U^*(u) - U^*(u - y) \leq c_2 y$ for $y \geq x > 0$, as observed above. Thus, as $u \rightarrow \infty$, the first term tends to 0 by (4.11), while $y |d_y(e^{\nu_0 y} \bar{\Pi}_{\mathcal{H}}(y))|$ is integrable on $(0, \infty)$ by (9.3). So by dominated convergence

$$\begin{aligned} &\int_{(x, u]} e^{\nu_0 y} \bar{\Pi}_{\mathcal{H}}(y) d_y (U^*(u) - U^*(u - y)) \\ &\rightarrow - \left(\frac{x}{m^*} \right) e^{\nu_0 x} \bar{\Pi}_{\mathcal{H}}(x) - \int_{(x, \infty)} \left(\frac{y}{m^*} \right) d_y(e^{\nu_0 y} \bar{\Pi}_{\mathcal{H}}(y)) \\ &= \frac{1}{m^*} \int_{(x, \infty)} e^{\nu_0 y} \bar{\Pi}_{\mathcal{H}}(y) dy. \end{aligned} \tag{9.5}$$

Now consider (4.14) for $x > 0$. Subtract (3.11) from (3.5) to obtain, for $0 \leq x \leq u$,

$$\begin{aligned}
P^{(u)}(u - \bar{X}_{\tau_u-} > x) &= \frac{1}{P(\tau_u < \infty)} \int_{[0, u-x)} \bar{\Pi}_{\mathcal{H}}(u-y) V_H(dy) \\
&\sim q^{-1} \nu_0 m^* e^{\nu_0 u} \int_{[0, u-x)} \bar{\Pi}_{\mathcal{H}}(u-y) e^{-\nu_0 y} U^*(dy) \\
&= q^{-1} \nu_0 m^* \int_{(x, u]} e^{\nu_0 y} \bar{\Pi}_{\mathcal{H}}(y) dy (U^*(u) - U^*(u-y)) \\
&\rightarrow \frac{\nu_0}{q} \int_{(x, \infty)} e^{\nu_0 y} \bar{\Pi}_{\mathcal{H}}(y) dy
\end{aligned}$$

by (9.5). Since

$$\frac{\nu_0}{q} \int_{(0, \infty)} e^{\nu_0 y} \bar{\Pi}_{\mathcal{H}}(y) dy = \frac{1}{q} \int_{(0, \infty)} (e^{\nu_0 y} - 1) \Pi_{\mathcal{H}}(dy) = 1 - \frac{\nu_0 d_H}{q}$$

by (4.3), (4.14) then follows.

To prove (4.13) for $x > 0$, subtract (3.7) from (3.5) to obtain

$$P(u - X_{\tau_u-} > x, \tau_u < \infty) = \int_{[0, u]} \bar{\Pi}_{\mathcal{H}}(u-y) V_H(dy) - \int_{y \in [u-x, u]} g_x(u-y) V_H(dy). \quad (9.6)$$

The first term on the RHS of (9.6), divided by $P(\tau_u < \infty)$, is just $P^{(u)}(X_{\tau_u} - u > 0)$, by the first equality in (9.1). Applying the already proven (4.12) with $x = 0$, we get

$$\lim_{u \rightarrow \infty} \int_{[0, u]} \bar{\Pi}_{\mathcal{H}}(u-y) V_H(dy) = \lim_{u \rightarrow \infty} P^{(u)}(X_{\tau_u} - u > 0) = 1 - \frac{\nu_0 d_H}{q}. \quad (9.7)$$

The second term in (9.6), when divided by $P(\tau_u < \infty)$, is

$$\frac{1}{P(\tau_u < \infty)} \int_{[u-x, u]} g_x(u-y) e^{-\nu_0 y} U^*(dy) \sim \frac{\nu_0 m^*}{q} \int_{[0, x]} g_x(y) e^{\nu_0 y} dy (U^*(u) - U^*(u-y)). \quad (9.8)$$

Take $\delta \in (0, x)$ and write $\int_{[0, x]} = \int_{[0, \delta]} + \int_{(\delta, x]}$. For the integral over $[0, \delta]$ we have

$$\int_{[0, \delta]} g_x(y) e^{\nu_0 y} dy (U^*(u) - U^*(u-y)) \leq \int_{[0, \delta]} \bar{\Pi}_{\mathcal{H}}(y) e^{\nu_0 y} dy (U^*(u) - U^*(u-y)) \quad (9.9)$$

by (3.8). On the RHS of (9.9), write $\int_{[0, \delta]} = \int_{[0, u]} - \int_{(\delta, u]}$, then use (9.1) and (4.12), both with $x = 0$, and (9.5) with $x = \delta$, to see that, as $u \rightarrow \infty$, the RHS of (9.9) converges to

$$\frac{1}{\nu_0 m^*} \int_{[0, \infty)} (e^{\nu_0 y} - 1) \Pi_{\mathcal{H}}(dy) - \frac{1}{m^*} \int_{(\delta, \infty)} e^{\nu_0 y} \bar{\Pi}_{\mathcal{H}}(y) dy = \frac{1}{m^*} \int_{[0, \delta]} e^{\nu_0 y} \bar{\Pi}_{\mathcal{H}}(y) dy. \quad (9.10)$$

For the integral over $(\delta, x]$ in (9.8), integration by parts gives

$$\begin{aligned} & \int_{(\delta, x]} g_x(y) e^{\nu_0 y} d_y (U^*(u) - U^*(u - y)) \\ &= g_x(x) e^{\nu_0 x} (U^*(u) - U^*((u - x)-)) - g_x(\delta) e^{\nu_0 \delta} (U^*(u) - U^*((u - \delta)-)) \\ & \quad - \int_{(\delta, x]} (U^*(u) - U^*(u - y)) d_y (g_x(y) e^{\nu_0 y}). \end{aligned} \tag{9.11}$$

We can apply bounded convergence to this integral since $|d_y (g_x(y) e^{\nu_0 y})|$ is a finite measure on $(\delta, x]$, and the integrand is bounded because $U^*(u) - U^*(u - y) \leq U^*(y) \leq U^*(x)$ for $0 \leq y \leq x$. Thus

$$\begin{aligned} & \int_{(\delta, x]} g_x(y) e^{\nu_0 y} d_y (U^*(u) - U^*(u - y)) \\ & \rightarrow \frac{x}{m^*} g_x(x) e^{\nu_0 x} - \frac{\delta}{m^*} g_x(\delta) e^{\nu_0 \delta} - \int_{(\delta, x]} \left(\frac{y}{m^*} \right) d_y (g_x(y) e^{\nu_0 y}) \\ &= \frac{1}{m^*} \int_{(\delta, x]} g_x(y) e^{\nu_0 y} dy, \end{aligned} \tag{9.12}$$

after another integration by parts. Combining (9.6)–(9.10) and (9.12), and letting $\delta \rightarrow 0$, proves (4.13) for $x > 0$.

To complete the proof we must show (4.13) and (4.14) hold for $x = 0$, that is, the last two equalities of (4.15) hold. By (5.2) of Griffin and Maller (2011), for any Lévy process, $P(X_{\tau_{u-}} < u = X_{\tau_u}, \tau_u < \infty) = 0$. Since $X_{\tau_{u-}} \leq u$ on $\{\tau_u < \infty\}$, it follows that $P(X_{\tau_u} = u, \tau_u < \infty) \leq P(X_{\tau_{u-}} = u, \tau_u < \infty)$. On the other hand $X_{\tau_{u-}} \leq \bar{X}_{\tau_{u-}} \leq u$ on $\{\tau_u < \infty\}$, thus we may conclude that

$$P^{(u)}(X_{\tau_u} = u) \leq P^{(u)}(X_{\tau_{u-}} = u) \leq P^{(u)}(\bar{X}_{\tau_{u-}} = u).$$

Since (4.12) has already been proved for $x = 0$, we have

$$\lim_{u \rightarrow \infty} P^{(u)}(X_{\tau_u} = u) \geq \frac{\nu_0 d_H}{q}, \tag{9.13}$$

while for every $x > 0$,

$$\begin{aligned} \limsup_{u \rightarrow \infty} P^{(u)}(\bar{X}_{\tau_{u-}} = u) &\leq \lim_{u \rightarrow \infty} P^{(u)}(u - \bar{X}_{\tau_{u-}} \leq x) \\ &= \frac{\nu_0 d_H}{q} + \frac{1}{q} \int_0^x \bar{\Pi}_{\mathcal{H}}(y) d(e^{\nu_0 y}), \end{aligned} \tag{9.14}$$

by (4.14). Letting $x \rightarrow 0$ completes the proof. \square

References

- [1] Asmussen, S. (2002) *Applied Probability and Queues*, 2nd Edition. Wiley, Chichester.
- [2] Bertoin, J. (1996). *Lévy Processes*. Cambridge Univ. Press.
- [3] Bertoin, J. and Doney, R.A. (1994) Cramér’s estimate for Lévy processes. *Statistics and Probability Letters*, **21**, 363–365.
- [4] Bertoin, J. and Doney, R.A. (1996) Some asymptotic results for transient random walks. *Advances in Applied Probability*, **28** 207–226.
- [5] Biffis, A. and Kyprianou, A.E. (2010) A note on scale functions and the time value of ruin for Lévy insurance risk processes, *Insurance: Mathematics and Economics* 46, 85-91.
- [6] Bingham, N.H., Goldie, C.M. and Teugels, J.L. (1987). *Regular Variation*. Cambridge University Press, Cambridge.
- [7] Chover, J., Ney, P. and Wainger, S. (1973). Degeneracy properties of subcritical branching processes. *Annals of Probability*, **1**, 663–673.
- [8] Doney, R.A. and Kyprianou, A. (2006). Overshoots and undershoots of Lévy processes. *Annals of Applied Probability*, **16**, 91–106.
- [9] Doney, R.A. and Maller, R.A. (2004). Moments of passage times for Lévy processes. *Annals of the Institute Henri Poincaré, Probability and Statistics*, **40**, 279–297.
- [10] Embrechts, P. and Goldie, C.M. (1982). On convolution tails. *Stochastic Processes and Applications*, **13**, 263–278.
- [11] Embrechts, P. and Veraverbeke N. (1982). Estimates for the probability of ruin with special emphasis on the possibility of large claims, *Insurance: Mathematics and Economics* I, 55-72.
- [12] Embrechts, P., Goldie, C.M. and Veraverbeke N. (1979). Subexponentiality and infinite divisibility. *Zeitschrift für Wahrscheinlichkeitstheorie und verwandte Gebiete*, **49** 335–347.
- [13] Grandell, J. (1991). *Aspects of Risk Theory*. New York: Springer-Verlag.
- [14] Griffin, P.S. and Maller, R.A. (2010) Path decomposition of ruinous behaviour for a general Lévy insurance risk process. To Appear in *Annals of Applied Probability*.
- [15] Griffin, P.S. and Maller, R.A. (2011) The time at which a Lévy process creeps, submitted.

- [16] Hubalek, F. and Kyprianou, A. E. (2010). Old and new examples of scale functions for spectrally negative Lévy processes. To appear in: 6th Seminar on Stochastic Analysis, Random Fields and Applications, Eds R. Dalang, M. Dozzi, F. Russo. Progress in Probability, Birkhauser.
- [17] Klüppelberg, C. (1989). Subexponential distributions and characterizations of related classes. Probability Theory and Related Fields, **82**, 259–269.
- [18] Klüppelberg, C., Kyprianou A. and Maller, R.A. (2004). Ruin probability and overshoots for general Lévy insurance risk processes. Annals of Applied Probability, **14**, 1766-1801.
- [19] Kyprianou A. (2005). *Introductory Lectures on Fluctuations of Lévy Processes with Applications*. Springer: Berlin Heidelberg New York.
- [20] Park, H.S. and Maller, R.A. (2008) Moment and MGF convergence of overshoots and undershoots for Lévy insurance risk processes, Advances in Applied Probability, 40, 716–733.
- [21] Sato, K. (1999). *Lévy Processes and Infinitely Divisible Distributions*. Cambridge University Press, Cambridge.
- [22] Schmidli, H. (1995) Cramér-Lundberg approximations for ruin probabilities of risk processes perturbed by diffusion, Insurance: Mathematics and Economics, 16, 135-149.
- [23] Tang, Q. and Wei, L. (2010) Asymptotic aspects of the Gerber-Shiu function in the renewal risk model using Wiener-Hopf factorization and convolution equivalence, Insurance: Mathematics and Economics 46, 19-31.
- [24] Vigon, V. (2002). Votre Lévy rampe-t-il? Journal of the London Mathematics Society, **65**, 243–256.