

1977

Attitudes and Perceptions of the Louisiana Legislature (1977) Concerning the Louisiana Cooperative Extension Service.

Katheleen Faulk Walker
Louisiana State University and Agricultural & Mechanical College

Follow this and additional works at: https://digitalcommons.lsu.edu/gradschool_disstheses

Recommended Citation

Walker, Katheleen Faulk, "Attitudes and Perceptions of the Louisiana Legislature (1977) Concerning the Louisiana Cooperative Extension Service." (1977). *LSU Historical Dissertations and Theses*. 3174.
https://digitalcommons.lsu.edu/gradschool_disstheses/3174

This Dissertation is brought to you for free and open access by the Graduate School at LSU Digital Commons. It has been accepted for inclusion in LSU Historical Dissertations and Theses by an authorized administrator of LSU Digital Commons. For more information, please contact gradetd@lsu.edu.

INFORMATION TO USERS

This material was produced from a microfilm copy of the original document. While the most advanced technological means to photograph and reproduce this document have been used, the quality is heavily dependent upon the quality of the original submitted.

The following explanation of techniques is provided to help you understand markings or patterns which may appear on this reproduction.

1. The sign or "target" for pages apparently lacking from the document photographed is "Missing Page(s)". If it was possible to obtain the missing page(s) or section, they are spliced into the film along with adjacent pages. This may have necessitated cutting thru an image and duplicating adjacent pages to insure you complete continuity.
2. When an image on the film is obliterated with a large round black mark, it is an indication that the photographer suspected that the copy may have moved during exposure and thus cause a blurred image. You will find a good image of the page in the adjacent frame.
3. When a map, drawing or chart, etc., was part of the material being photographed the photographer followed a definite method in "sectioning" the material. It is customary to begin photoing at the upper left hand corner of a large sheet and to continue photoing from left to right in equal sections with a small overlap. If necessary, sectioning is continued again – beginning below the first row and continuing on until complete.
4. The majority of users indicate that the textual content is of greatest value, however, a somewhat higher quality reproduction could be made from "photographs" if essential to the understanding of the dissertation. Silver prints of "photographs" may be ordered at additional charge by writing the Order Department, giving the catalog number, title, author and specific pages you wish reproduced.
5. PLEASE NOTE: Some pages may have indistinct print. Filmed as received.

University Microfilms International

300 North Zeeb Road
Ann Arbor, Michigan 48106 USA
St. John's Road, Tyler's Green
High Wycombe, Bucks, England HP10 8HR

78-7565

WALKER, KATHALEEN FAULK, 1942-
ATTITUDES AND PERCEPTIONS OF THE LOUISIANA
LEGISLATURE (1977) CONCERNING THE LOUISIANA
COOPERATIVE EXTENSION SERVICE.

The Louisiana State University and
Agricultural and Mechanical College, Ed.D., 1977
Education, home economics

University Microfilms International, Ann Arbor, Michigan 48106

ATTITUDES AND PERCEPTIONS
OF THE LOUISIANA LEGISLATURE (1977)
CONCERNING THE LOUISIANA COOPERATIVE
EXTENSION SERVICE

A Dissertation

Submitted to the Graduate Faculty of the
Louisiana State University and
Agricultural and Mechanical College
in partial fulfillment of the
requirements for the degree of
Doctor of Education

in

The Department of Extension Education

by
Katheleen F. Walker
B.S., Louisiana State University, 1964
M.S., Louisiana State University, 1970
December, 1977

TABLE OF CONTENTS

	Page
LIST OF TABLES	vii
ACKNOWLEDGEMENTS	xi
ABSTRACT	xiii
CHAPTER I - INTRODUCTION	1
STATEMENT OF THE PROBLEM.	2
PURPOSE OF THE STUDY.	5
OBJECTIVES OF THE STUDY	5
THE DELIMITATIONS	7
DEFINITIONS OF TERMS.	7
CHAPTER II - REVIEW OF LITERATURE.	9
THE COOPERATIVE EXTENSION SERVICE	9
THE LOUISIANA LEGISLATURE	17
CHAPTER III - RESEARCH METHODOLOGY	23
PURPOSE OF THE STUDY.	23
ASSUMPTIONS	23
POPULATION.	23
DATA COLLECTION	24
SURVEY INSTRUMENT	25
RESPONSE.	26
DATA ANALYSIS	26

	Page
CHAPTER IV - ANALYSIS OF DATA	29
AREA OF RESIDENCE.	29
COUNTY AGENTS.	31
HOME ECONOMISTS.	32
PARTICIPATION IN AGRICULTURE PROGRAMS.	33
PARTICIPATION IN HOME ECONOMICS PROGRAMS	34
PARTICIPATION IN 4-H CLUB PROGRAMS	35
WRITTEN REPORTS.	36
FARM AND HOME SAFETY	37
4-H AND YOUTH DEVELOPMENT.	38
FOOD AND NUTRITION FOR LOW INCOME FAMILIES	39
FARM PRODUCTION PRACTICES.	40
HOME AND FAMILY LIFE	42
SOIL AND WATER CONSERVATION.	43
CONSUMER SERVICES IN URBAN AREAS	44
FARM AND HOME ORGANIZATIONS.	45
KEEPING LEGISLATORS INFORMED	46
SPECIALIZATION TREND	47
COASTAL AREA SERVICES.	48
ENERGY CONSERVATION.	49
NONTRADITIONAL 4-H PROJECTS.	50
PAST ENROLLMENT IN 4-H	50
PLACE OF RESIDENCE	52

	Page
A COMPARISON OF OCCUPATIONS AND LEGISLATIVE COMMITTEE MEMBERSHIP.	53
COUNTY AGENTS.	55
HOME ECONOMIST	55
4-H YOUTH AGENT.	56
PARTICIPATION IN AGRICULTURE PROGRAMS.	56
PARTICIPATION IN HOME ECONOMICS PROGRAM.	56
PARTICIPATION IN 4-H PROGRAMS.	57
FARM AND HOME SAFETY	57
4-H YOUTH DEVELOPMENT.	62
FOOD AND NUTRITION FOR LOW INCOME FAMILIES	62
IMPROVING FARM PRODUCTION PRACTICES.	62
IMPROVING HOME AND FAMILY LIFE	63
SOIL AND WATER CONSERVATION.	63
RECEIVED WRITTEN REPORTS	63
INCREASED CONSUMER SERVICES.	65
FARM AND HOME ORGANIZATIONS.	67
PROFESSIONAL IMPROVEMENT	67
KEEPING LEGISLATORS INFORMED	67
SPECIALIZATION TREND	71
COASTAL AREA SERVICES.	71
ENERGY CONSERVATION.	74
NONTRADITIONAL 4-H PROJECTS.	74
PAST ENROLLMENT IN 4-H	74

	Page
EXTENT OF FAMILIARITY AND PARTICIPATION OF LOUISIANA LEGISLATORS	78
FARM AND HOME SAFETY	78
4-H YOUTH DEVELOPMENT.	79
FOOD AND NUTRITION-LOW INCOME.	79
FARM PRODUCTION.	79
HOME AND FAMILY LIFE	80
SOIL AND WATER CONSERVATION.	80
FARM AND HOME ORGANIZATIONS.	82
REPORTS RECEIVED	82
SPECIALIZATION TREND	83
PROFESSIONAL IMPROVEMENT	84
URBAN CONSUMER SERVICES.	84
COASTAL AREA RESOURCES	87
ENERGY CONSERVATION.	87
NONTRADITIONAL 4-H PROJECTS.	88
PAST ENROLLMENT IN 4-H	88
PLACE OF RESIDENCE	89
AGRICULTURE COMMITTEE.	90
LABOR AND INDUSTRY COMMITTEE	91
HOUSE MEMBERSHIP	93
CHAPTER V - SUMMARY, CONCLUSIONS AND RECOMMENDATIONS.	94
SUMMARY.	94

	Page
THE PROBLEM.	95
PURPOSE OF THE STUDY	95
OBJECTIVES OF THE STUDY.	95
METHODOLOGY.	96
FINDINGS	98
CONCLUSIONS AND RECOMMENDATIONS.	109
CONCLUSIONS	109
RECOMMENDATIONS	110
SELECTED BIBLIOGRAPHY	112
BOOKS.	112
PERIODICALS.	113
GOVERNMENT DOCUMENTS	114
UNPUBLISHED SOURCES.	114
APPENDICES.	115
APPENDIX A	116
APPENDIX B	118
APPENDIX C	126
VITA	130

LIST OF TABLES

TABLE		Page
I	PERCENTAGE OF URBAN-RURAL LOCATIONS OF LEGISLATIVE DISTRICT BY SESSION	4
II	FAMILIARITY OF LEGISLATORS WITH COUNTY AGENTS AND HOME ECONOMISTS IN COMPARISON TO LEGISLATIVE RESIDENTIAL AREAS, 1977	30
III	COMPARISON OF THE RESIDENCES OF LOUISIANA LEGISLATORS WITH THEIR PARTICIPATION IN AGRICULTURE PROGRAMS OF THE LOUISIANA COOPERATIVE EXTENSION SERVICE, 1977 . . .	33
IV	COMPARISON OF THE RESIDENCES OF LOUISIANA LEGISLATORS WITH THEIR PARTICIPATION IN HOME ECONOMICS PROGRAMS OF THE LOUISIANA COOPERATIVE EXTENTION SERVICE, 1977. .	34
V	COMPARISON OF THE RESIDENCES OF LOUISIANA LEGISLATORS WITH THEIR PARTICIPATION IN 4-H CLUB PROGRAMS OF THE LOUISIANA COOPERATIVE EXTENSION SERVICE, 1977	35
VI	COMPARISON OF THE RESIDENCES OF LOUISIANA LEGISLATORS WITH THE RECEIVING OF WRITTEN REPORTS OF THE WORK AND ACCOMPLISHMENTS OF THE LOUISIANA COOPERATIVE EXTENSION SERVICE, 1977	36
VII	COMPARISON OF THE RESIDENCES OF LOUISIANA LEGISLATORS WITH THE IMPORTANCE OF FARM AND HOME SAFETY AS A MAJOR AREA OF EMPHASIS IN THE WORK OF THE LOUISIANA COOPERATIVE EXTENSION SERVICE, 1977	37
VIII	COMPARISON OF THE RESIDENCES OF LOUISIANA LEGISLATORS WITH THE IMPORTANCE OF 4-H AND YOUTH DEVELOPMENT AS A MAJOR AREA OF EMPHASIS IN THE WORK OF THE LOUISIANA COOPERATIVE EXTENSION SERVICE, 1977	38
IX	COMPARISON OF THE RESIDENCES OF LOUISIANA LEGISLATORS WITH THE IMPORTANCE OF FOOD AND NUTRITION FOR LOW INCOME FAMILIES AS A MAJOR EMPHASIS AREA IN THE WORK OF THE LOUISIANA COOPERATIVE EXTENSION SERVICE, 1977. .	39

	Page
X	COMPARISON OF THE RESIDENCES OF LOUISIANA LEGISLATORS WITH THE IMPORTANCE OF IMPROVING FARM PRODUCTION PRACTICES AS A MAJOR EMPHASIS AREA OF THE LOUISIANA COOPERATIVE EXTENSION SERVICE, 1977 40
XI	COMPARISON OF THE RESIDENCES OF LOUISIANA LEGISLATORS WITH THE IMPORTANCE OF IMPROVING HOME AND FAMILY LIFE AS A MAJOR EMPHASIS AREA OF THE LOUISIANA COOPERATIVE EXTENSION SERVICE, 1977 41
XII	COMPARISON OF THE RESIDENCES OF LOUISIANA LEGISLATORS WITH THE IMPORTANCE OF SOIL AND WATER CONSERVATION AS A MAJOR EMPHASIS AREA OF THE LOUISIANA COOPERATIVE EXTENSION SERVICE, 1977 42
XIII	COMPARISON OF THE RESIDENCES OF LOUISIANA LEGISLATORS WITH THE TREND TO INCREASED CONSUMER SERVICES IN URBAN AREAS, 1977 43
XIV	COMPARISON OF THE RESIDENCES OF LOUISIANA LEGISLATORS WITH CONTINUED ASSISTANCE TO FARM AND FARM-RELATED AND HOME ECONOMICS GROUPS, 1977 44
XV	COMPARISON OF THE RESIDENCE OF LOUISIANA LEGISLATORS AS A FACTOR IN KEEPING LEGISLATOR'S INFORMED OF EXTENSION'S ACTIVITIES, 1977. 45
XVI	COMPARISON OF THE RESIDENCE OF LOUISIANA LEGISLATORS AS A FACTOR RELATED TO SPECIALIZATION IN THE LOUISIANA COOPERATIVE EXTENSION SERVICE, 1977 46
XVII	COMPARISON OF THE RESIDENCES OF LOUISIANA LEGISLATORS AS A FACTOR RELATED TO LOUISIANA COOPERATIVE EXTENSION SERVICE RESOURCES IN COASTAL AREAS, 1977. 47
XVIII	COMPARISON OF THE RESIDENCES OF LOUISIANA LEGISLATORS AS RELATED TO LOUISIANA COOPERATIVE EXTENSION SERVICES ROLE IN ENERGY CONSERVATION, 1977 48
XIX	COMPARISON OF THE RESIDENCES OF LOUISIANA LEGISLATORS AS A FACTOR RELATED TO NONTRADITIONAL PROJECT AREAS IN 4-H CLUB WORK, 1977. 49

	Page
XX	COMPARISON OF THE RESIDENCES OF LOUISIANA LEGISLATORS WITH PAST ENROLLMENT IN A 4-H CLUB, 1977. 51
XXI	COMPARISON OF THE RESIDENCES OF LOUISIANA LEGISLATORS IN RELATION TO LEGISLATIVE MEMBERSHIP, 1977 51
XXII	A COMPARISON OF OCCUPATION AND LEGISLATIVE COMMITTEE MEMBERSHIP OF LOUISIANA LEGISLATORS TO FAMILIARITY WITH EXTENSION FIELD STAFF POSITIONS, 1977. 53-54
XXIII	A COMPARISON OF OCCUPATION AND LEGISLATIVE COMMITTEE MEMBERSHIP OF LOUISIANA LEGISLATORS TO PARTICIPATION IN PROGRAMS OF THE LOUISIANA COOPERATIVE EXTENSION SERVICE, 1977 58
XXIV	A COMPARISON OF OCCUPATION AND LEGISLATIVE COMMITTEE MEMBERSHIP OF LOUISIANA LEGISLATORS TO PERCEIVED IMPORTANCE OF MAJOR PROGRAM EMPHASIS AREA OF THE LOUISIANA COOPERATIVE EXTENSION SERVICE, 1977 59-61
XXV	A COMPARISON OF OCCUPATION AND LEGISLATIVE COMMITTEE MEMBERSHIP OF LOUISIANA LEGISLATORS TO RECEIVING WRITTEN REPORTS OF THE ACCOMPLISHMENTS OF THE LOUISIANA COOPERATIVE EXTENSION SERVICE, 1977 64
XXVI	A COMPARISON OF OCCUPATION AND LEGISLATIVE COMMITTEE MEMBERSHIP OF LOUISIANA LEGISLATORS TO THE NEED FOR INCREASED CONSUMER SERVICES IN URBAN AREAS, 1977. 66
XXVII	A COMPARISON OF OCCUPATION AND LEGISLATIVE COMMITTEE MEMBERSHIP OF LOUISIANA LEGISLATORS TO SERVICE TO FARM AND HOMEMAKER RELATED ORGANIZATIONS, 1977. 68
XXVIII	A COMPARISON OF OCCUPATION AND LEGISLATIVE COMMITTEE MEMBERSHIP OF LOUISIANA LEGISLATORS TO PROFESSIONAL IMPROVEMENT TRAINING FOR AGENTS OF THE LOUISIANA COOPERATIVE EXTENSION SERVICE, 1977 69
XXIX	A COMPARISON OF OCCUPATION AND LEGISLATIVE COMMITTEE MEMBERSHIP OF LOUISIANA LEGISLATORS TO KEEP LEGISLATORS INFORMED OF EXTENSION ACTIVITIES, 1977. 70
XXX	A COMPARISON OF OCCUPATION AND LEGISLATIVE COMMITTEE MEMBERSHIP OF LOUISIANA LEGISLATORS TO FUTURE DIRECTIONS IN THE LOUISIANA COOPERATIVE EXTENSION SERVICE, 1977. . . 72-73

	Page
XXXI	A COMPARISON OF OCCUPATION AND LEGISLATIVE COMMITTEE MEMBERSHIP OF LOUISIANA LEGISLATORS TO ENROLLMENT IN 4-H CLUBS, 1977. 75
XXXII	A COMPARISON OF THE EXTENT OF FAMILIARITY OF LOUISIANA LEGISLATORS AND THEIR PARTICIPATION IN COOPERATIVE EXTENSION PROGRAMS ACCORDING TO PERCEIVED IMPORTANCE OF MAJOR EXTENSION PROGRAMS, 1977 75-77
XXXIII	A COMPARISON OF THE EXTENT OF FAMILIARITY OF LOUISIANA LEGISLATORS AND THEIR PARTICIPATION IN COOPERATIVE EXTENSION PROGRAMS ACCORDING TO PERCEIVED NEEDS TO WORK WITH FARM AND HOME RELATED GROUPS, 1977 81
XXXIV	A COMPARISON OF THE EXTENT OF FAMILIARITY OF LOUISIANA LEGISLATORS AND THEIR PARTICIPATION IN COOPERATIVE EXTENSION PROGRAMS ACCORDING TO WRITTEN REPORTS RECEIVED, 1977. 81
XXXV	A COMPARISON OF THE EXTENT OF FAMILIARITY OF LOUISIANA LEGISLATORS AND THEIR PARTICIPATION IN COOPERATIVE EXTENSION PROGRAMS ACCORDING TO PERCEIVED NEED FOR PROFESSIONAL IMPROVEMENT, 1977. 84
XXXVI	A COMPARISON OF THE EXTENT OF FAMILIARITY OF LOUISIANA LEGISLATORS AND THEIR PARTICIPATION IN COOPERATIVE EXTENSION PROGRAMS ACCORDING TO FUTURE DIRECTIONS, 1977 . 85-86
XXXVII	A COMPARISON OF THE EXTENT OF FAMILIARITY OF LOUISIANA LEGISLATORS AND THEIR PARTICIPATION IN COOPERATIVE EXTENSION PROGRAMS ACCORDING TO PAST ENROLLMENT IN 4-H CLUBS, 1977 89
XXXVIII	A COMPARISON OF THE EXTENT OF FAMILIARITY OF LOUISIANA LEGISLATORS AND THEIR PARTICIPATION IN COOPERATIVE EXTENSION PROGRAMS ACCORDING TO PLACE OF RESIDENCE, 1977. 91
XXXIX	A COMPARISON OF THE EXTENT OF FAMILIARITY OF LOUISIANA LEGISLATORS AND THEIR PARTICIPATION IN COOPERATIVE EXTENSION PROGRAMS ACCORDING TO SELECTED COMMITTEE MEMBERSHIP, 1977. 92
XL	A COMPARISON OF THE EXTENT OF FAMILIARITY OF LOUISIANA LEGISLATORS AND THEIR PARTICIPATION IN COOPERATIVE EXTENSION PROGRAMS ACCORDING TO HOUSE MEMBERSHIP, 1977. . 93

ACKNOWLEDGEMENTS

The researcher wishes to thank Director John S. Cox, Mr. E. R. McCrory, Central-Southwest District Agent and Mr. J. J. Robert, St. Landry Parish Chairman of the Louisiana Cooperative Extension Service for the opportunity for post-graduate study.

I am greatly indebted to Dr. J. H. Jones, Jr., Professor of Sociology and Extension Education for his sympathetic and thoughtful attention as major professor and graduate committee chairman.

Gratitude is extended to other members of the author's graduate committee: Dr. Bruce Flint, Professor of Extension Education; Dr. Eleanor Kelley, Professor of Home Economics; Dr. Lynn L. Pesson, Professor of Extension Education and Vice-Chancellor for Administration; and Dr. Nan C. Singleton, Assistant Professor of Home Economics and Associate Dean of University College; for their guidance and encouragement.

Special recognition of indebtedness is expressed to Dr. Satish Verma, Associate Professor of Extension Education, for his invaluable assistance and guidance with statistical procedures and analyses.

Sincere appreciation is extended to Mr. Walter James Champagne, Jr., Louisiana Member of the House of Representatives of District 39 and Mr. Armand J. Brinkhaus, Louisiana Senator of District 24 for their perseverance in collecting questionnaires from the Senate and House members. Appreciation is also extended to each of the state legislators who responded to the questionnaire, and thereby made the study possible.

Thanks to Mrs. Eva Ortego for her patience and dedication in typing the manuscripts.

Finally, the researcher is especially grateful to her husband, Herbert and the children, Wesley and Cinnamon, for their encouragement and sacrifices throughout the entire period of graduate study and research.

Walker, Katheleen F., B. S. Louisiana
State University 1964, M. S., Louisiana
State University 1970
Doctor of Education, Fall Commencement, 1977
Major: Extension Education;
Minor: Home Economics
Attitudes and Perceptions of the Louisiana Legislature
(1977) Concerning The Louisiana Cooperative Extension
Service
Dissertation directed by Dr. J. H. Jones, Jr.
Pages in Dissertation 130, Words in Abstract 530

ABSTRACT

The main purpose of this study was to determine the attitudes and perception of members of the 1977 Louisiana legislature concerning the Louisiana Cooperative Extension Service.

Data was solicited via a questionnaire which was hand delivered to 144 legislators during the August, 1977 special session of the legislature at the state capitol in Baton Rouge, Louisiana. A follow-up questionnaire was mailed to legislators not responding. Usable data was obtained from 79 per cent of this total.

Statistical analyses of the data included chi-square test of independence which examined the relationships between place of residence as selected variables related to the overall Extension program. Frequency tables were used to determine differences between legislator's occupation (lawyers and farmers) and selected legislative committee membership (Agriculture and Labor and Industry)

and selected dependent variables. Adjusted means of the independent variables (familiarity and participation) were compared with legislator's perceived importance to selected components of the Extension Service. In an effort to have the data reflect the extent of association of the more significant variables, the $< .25$ level of probability was reported as statistically significant.

Findings

The study of attitudes and perceptions of the 1977 Louisiana legislature concerning the Louisiana Cooperative Extension Service has resulted in these findings:

1. Legislators' place of residence had a direct relationship with their familiarity of the overall Extension program. Rural legislators were more aware and involved with Extension Agents and the overall Extension program because of their familiarity, their feeling about future directions in the Extension Service were statistically different from legislators in other areas. Urban legislators were generally less familiar with the Extension agents as well as the overall program.

Legislators from half urban and half rural areas were generally more familiar with the overall Extension program than urban legislators.

2. Legislators with farm related occupations and committee assignments were more familiar with the total Extension program than

nonfarm related occupations and committees. Even though these groups knew more about Extension, this did not appear to influence participation.

The Louisiana Extension Service appears to still function from agriculturally-related roots and maintains the image of a rural base organization. The rapport established by the Louisiana Extension Service with rural legislators is strong, viable and trustworthy. This same strength should be built in urban areas.

3. Legislators who knew more about the overall Extension program perceived greater importance for selected components of the Extension Service than those who knew less about Extension.

4. All legislators perceived 4-H and youth development as an important area of work.

5. Legislators who knew more about the overall Extension did not participate at a higher level than those who knew less.

Recommendations

The following recommendations are made for the benefit of further research and study of the Louisiana Cooperative Extension Service.

1. All Extension personnel should inform and involve Louisiana legislators and other public officials in the overall Extension program, planning, execution and evaluation process. One legislator

summed it up as follows. "I would like to participate in helping the Extension Service, but have not been advised by them as to what is going on and how I can help."

2. Total Extension programs in urban areas need to strive for greater public recognition.

3. Extension home economics programs should work for a stronger identity throughout the state.

4. Extension programs in Louisiana need to improve their identity with nonfarm audiences.

5. Every legislator in the state should receive an annual report from Extension offices in their respective district.

6. Extension administrators should receive training in community and public relations.

CHAPTER I

INTRODUCTION

The Louisiana Cooperative Extension Service is an educational agency formed by the triple alliance of the United States Department of Agriculture, Louisiana State University and individual parish (county) police juries and school boards. The sponsoring agencies share in the planning and funding of the work of the Extension Service. As defined by the Smith-Lever Act Extension personnel help people interpret and apply the results of research and encourage the application of information on subjects related to agriculture and home economics. Recipients of this instruction are limited to those people who are not attending or in residence at any college or university in the state.

The Extension Service fulfills its educational responsibilities as one of the divisions of the Center for Agricultural Sciences and Rural Development of Louisiana State University. It serves citizens in all age groups in each of the 64 parishes (counties) of the state.

Present staff positions at the parish level consist of from 2 to 13 professional Extension agents who are predominately agriculturists and home economists. The parish population and the potential for Extension's educational programs determines the staff size. At least one man who is commonly referred to as the "county agent" is

assigned to agricultural work. The women in Louisiana were formerly called "home demonstration agents" but since January 1, 1975 they are titled as "extension home economists" and are obviously responsible for the home economics work in the parish. If the staff numbers more than two, generally work assignments are divided so that parish personnel are responsible for either youth or adult work.

These agents are responsible for the primary teaching in agriculture, home economics and 4-H youth development at the parish level. They work together collecting data about the local situation, organize advisory committees and subcommittees and work with committees to develop future program plans in agriculture and home economics for adults and youth. They assist in the organization process of homemaker clubs and councils, 4-H youth clubs and activities and farm commodity groups. They are responsible for the presentation of Extension news to the mass media, leadership training, conducting of result, method and other demonstrations. They also maintain a supportive reporting system and a parish office.

STATEMENT OF THE PROBLEM

One of the vital concerns of the Louisiana Cooperative Extension Service are the actions taken by the body of the Louisiana legislature. Some broad operational policies in the state Extension Service are determined by the legislature. Each session of the Louisiana

legislature sits in judgment of the entire Extension program.

The Legislature has the task of appropriating funds for the operation of state departments and agencies for each fiscal year. They enact laws and formulate basic policies. Legislators assume the responsibility of reviewing agency operations to see that public laws are administered in accordance with legislative intent.

(Public Affairs Research Council, 1976, 1).

In August, 1977, there were 144 legislators - 105 members (73 per cent) in the House of Representatives and 39 members in the Senate (27 per cent). Of this number, all of the lawmakers were elected from single-member districts.

During the 1960's there was an increasing shift in the Louisiana population from a traditionally rural one to a growing urban population. According to the 1950 census the state was 54.8 per cent urban as compared to the 1970 when urban population was 66.1 per cent. Naturally this caused more legislative districts to be classified as "urban" (Table I).

Extension programs have realized the needs of a more specialized society and have shifted some program emphasis areas. Efforts must be made to make legislators and the populace they represent more aware of shifts that have taken place in total Extension programming.

TABLE I
 PERCENTAGE OF URBAN-RURAL LOCATIONS OF LEGISLATIVE
 DISTRICT BY SESSION

Time by Number	Urban	Rural	Total
1952 N=139	34.5	65.5	100%
1956 N=140	35.7	64.3	100%
1960 N=140	49.3	50.7	100%
1964 N=144	53.5	46.5	100%
1968 N=144	65.7	34.3	100%
1972 N=144	66.0	34.0	100%

Source: Compiled from Public Affairs Research Council, Citizen's Guide for the 1952, 1956, 1960, 1964, 1968 and 1972 sessions.

In a cumulative analysis from 1952-72 of legislators defeated after each session in either a primary or general election it was found that 24.6 per cent of the membership did not return. (Savoy, 1974, 80).

Attitudes change with time and people. It would behoove the Louisiana Cooperative Extension Service to be aware of the perceptions of Louisiana legislature toward the agency and their thoughts about future directions for the Extension Service.

PURPOSE OF THE STUDY

The main purpose of the study was to determine perceptions of the 1977 Louisiana legislature about the Louisiana Cooperative Extension Service. An understanding of these perceptions could be helpful to Extension administrators and field personnel in improving the "image" of the state Extension Service by gaining more visibility and in working with the state legislature to gain more knowledge about the role of the Louisiana Cooperative Extension Service to the citizens of the state.

The information received will be useful in determining future program emphasis and determination.

OBJECTIVES OF THE STUDY

The study involved the following specific objectives:

1. To determine the relationships between the place of residence of state legislators and their familiarity with field staff positions of the Extension Service and selected dependent

variables. The variables were: familiarity with county agents and extension home economists, participation in agriculture, home economics and 4-H programs, received written reports, and the importance of six major program areas: farm and home safety, 4-H and youth development, food and nutrition for low income families, farm production, home and family life and soil and water conservation. Other variables were related to future directions in the Extension Service -- increased urban consumer services, specialization, coastal area services, energy conservation and nontraditional 4-H projects. Other variables were assistance to farm and home related organizations, keeping legislators informed and past enrollment in 4-H.

2. To determine the possible association between occupation of legislators and their perception of the importance of selected areas of Extension programs (see 1. above).
3. To determine the relationship between selected legislative committee membership and selected areas of the Extension program.
4. To determine the relationship between the familiarity of Louisiana legislator with the overall Extension program and other selected variables.
5. To determine the relationship between the extent of the participation of Louisiana legislators with the overall Extension program and other selected variables.

6. To determine the possible association between legislators' perceptions of the Louisiana Extension Service and their degree of familiarity and participation with the Extension Service.

THE DELIMITATIONS

This study was confined to the perceptions of the 1977 Louisiana legislative body.

DEFINITION OF TERMS

The following terms were used in the study and are defined to assist the reader in the interpretation of this study.

Louisiana Cooperative Extension Service. An educational organization funded by Federal, State and Local governments that has the responsibility of serving as the educational arm of the United States Department of Agriculture and extend the resources of the State. It diffuses information in agriculture, home economics and related subjects (including 4-H) to the general public.

Extension Agents. Employees of the Cooperative Extension Service who extend educational information at the parish/county or area level to farmers, homemakers, 4-H and other youth, and others.

House of Representatives. One-hundred five members elected by the citizenry to represent a single-member district in the state for a four year term.

The Louisiana Legislature. The lawmaking body of the State that approves or rejects bills and resolutions and determines the basic policies which govern the operation of the state and local governments. It also has the task of making appropriations for the operations of agencies and state departments for each fiscal year. It reviews agency operations to determine if public laws are administered in accordance with legislative intent.

Perception. One's personal concepts and understanding, based on individual knowledge and experiences.

Program Planning. A process of planning, evaluating and executing the Extension program by the people of the parish/county and the Extension agents.

Senate. Thirty-nine members elected to serve single member-districts throughout the state for a four year term.

CHAPTER II
REVIEW OF THE LITERATURE
THE COOPERATIVE EXTENSION SERVICE

Benjamin Franklin served as a founder and early leader of the American Philosophical Society in 1743 which was one of the first U. S. organizations to disseminate agriculture information in the United States of America. Agriculture societies were organized for more systematic learning in Philadelphia in 1785. The early movement flourished and reached a peak 75 years later. (Vitzthum and Florell, 1976, 3).

In 1857 Vermont Congressman Justin Smith Morrill introduced a land-grant bill which provided for at least one college in each state. The Act stated that

"the leading object shall be,
without excluding other scientific or
classical studies, to teach such branches
of learning as are related to agriculture
and the mechanic arts."

It provided 30,000 acre land grants to each state in equivalence to the state's congressional delegation. The properties were to be sold with 10 per cent of it to be used to purchase a college site and experimental farm. The balance was to be invested. The bill was

signed by President Abraham Lincoln July 2, 1862. From these roots came 68 land grant colleges and universities. He also signed the Organic Act which created the United States Department of Agriculture. (Vitzthum and Florell, 1976, 3).

The philosophy of the Land-Grant College Act reflected the views that knowledge should be applied to improve human life. There was a prevailing belief that man could make progress and that the American commitment was not only for nobility but for the common man, and the industrial classes as well. (Caldwell, 1976, 13).

Legislation to establish the Agricultural Experiment Stations was sponsored by Missouri Representative William Henry Hatch and signed into law in 1887 by President Grover Cleveland. This established a firm bond between research and the land grant institutions.

A second Morrill Act passed in 1890 and appropriated funds for sixteen "separate but equal" facilities for blacks all located in border and southern states. The largest of this group today is Southern University and A&M College at Baton Rouge, Louisiana which has an enrollment of over 10,000. (Schuck, 1972, 46).

In 1905 the Association of American Agricultural Colleges and Experiment Stations established a standing committee on Extension and urgently pressed for a "nationwide Extension work" bill to President Theodore Roosevelt's Commission on Country Life.

Many bills were submitted ultimately to finance Extension work, but the amended version of Georgia's Hoke Smith and South Carolina's A. Frank Lever were signed into law by President Woodrow Wilson on May 8, 1914. The act provided for mutual cooperation between the land-grant colleges and the United States Department of Agriculture in conducting agricultural Extension work.

Each decade of American history has repeatedly reinforced the wisdom of each legislative act contributing to the beginning of the Cooperative Extension Service.

During World War I Extension spearheaded the drive to increase the nation's food production efforts. The 1920's brought the farm depression and emphasis areas were economic concerns, efficiency in farm operations and improvement of quality of life in rural America. Extension was also active in organizing farm cooperatives.

In the 1930's programs were geared to self-sufficiency efforts such as establishment of community canning kitchens and other conservation efforts.

In 1945 the Bankhead-Flannegan Act called for intensification of county-level efforts. The Research and Marketing Act also passed a year later and expanded efforts in Marketing and work with urban consumers.

Congress funded the Farm and Home Development Program in 1954 which focused on farm management counseling, marketing and public affairs.

In the early 1960's Extension responded to documented reports from respected agencies and hearings confirming the need for rural and urban poverty families who were suffering from inadequate nutrition. The Expanded Food and Nutrition Educational Program worked with leaders, volunteers, nutrition program aides and extension professionals to come to the aid of over a million families and 2.5 million youth across the U. S., Puerto Rico and the Virgin Islands. (Mifflin, 1976, 145 - 150).

This rapid overview of extension programming has pointed out the need to shift Extension programs and methods to meet ever-changing demands and conditions. The 1958 "Scope Report" entitled The Cooperative Extension Service Today - A Statement of Scope and Responsibility pointed out six dimensions of change that would have importance to their services:

1. Adjustments in the Family Farm Economy.

Increase in size, mechanization, operating costs, surplus production, and explosion in the technology of production and marketing.

2. Off-farm Influences - Acreage controls, marketing agreements, price supports, foreign trade policies, tax policies and vertical integration,

3. Population changes - Increase in total population, decline in farm population, increase in rural nonfarm population, increasing percentage of senior citizens and of youth, and changing community patterns.
4. Rising Educational Levels - Increase in percentage of adults completing high school - 67 per cent more adults had a high school education than a decade earlier.
5. Changes Influencing Family Living - Higher standards for food, clothing, conveniences, and housing; women employed outside the home; need for effective management of both time and other resources.
6. Increased Demand on Natural Resources - Particularly soil, water and forest resources. (The Scope Report, USDA, 1958).

Raudabaugh pointed out that change is a prerequisite to progress. Progress was made in Extension when the people within the organization had the opportunity to test and implement skills. A look at a high priority list of Extension responsibilities in 1946 and in 1958 pointed out their cognizance of this fact.

Program areas of emphasis changed as times changed. Although some 1946 areas of program importance were basically the same (such as agricultural production) in 1958 there was a demand for greater efficiency in planning and execution.

1946	1958
Agricultural production	Efficiency in agricultural production
Marketing and distribution	Efficiency in marketing distribution and utilization
Conservation of natural resources	Conservation of development and use of natural resources
Social relationships, adjustments and cultural values	Management on the farm and in the home
Rural organization and leadership	Family living
Farm and home buildings	Community improvement and resource development
Health	Public affairs
	Youth development

(Raudabaugh, 1976, 126-133)

He pointed out that an Extension evaluation of needs of the 1970's might include: using resources wisely; fostering policy and action about powerful technology and techniques loosened in the world; strengthening the weakening bond between the family, community, work, religion and education and building a sense of responsibility locally with the capacity to take part in the life of the states and nation. (Raudabaugh, 1976, 133).

In order to meet the needs of increased specialization society, Extension educators have returned to the classroom. There has been a general upgrading of educational levels in the past twenty years

throughout the Extension system. Fifty-five per cent of the county agricultural staffs have a bachelor's degree while 43.3 per cent have master's degrees. While at the state level 53.7 per cent have Ph.D. degrees, 37.3 per cent a master's degree and 9.0 per cent had bachelors degrees. (Diesslin, 1976, 142).

As Extension's assignments become more specialized, agents continue to adapt by obtaining more advanced professional training and degrees. There was a continuing need for more effective integration of disciplines and more teamwork among the staffs' and the academic community. (Diesslin, 1976, 142).

The Cooperative Extension Service is unique in its structure in that it combines the academic world with that of the political. (Miller, 1973).

Each state Extension Service has considerable independence in determining policies and programs. The state organizations in most states has developed linkages with both the private and public sector. Extension's state administrative location influences the type of linkages developed with other university units. Title V of the Rural Development Act of 1972 provided incentives for Extension and research to work together with other universities and colleges throughout the state. Many departments and agencies of state government work in a cooperative effort with the state Extension Service to accomplish state and community priorities. (Thomson and Brown, 1976, 61).

Linkages that are formed for a variety of reasons help to better serve the clientele through cooperation and better coordination of programs. Thomson states the following reasons for interaction between agencies and organizations:

1. To develop joint program efforts between Extension and other agencies and organizations.
2. To facilitate communications between these agencies and organizations and Extension.
3. To articulate to other agencies and organizations Extension's capability to carry out appropriate aspects of programs at national, state and/or local levels.
4. To gain resources and support for Extension and other programs.
5. To minimize duplication of efforts.
6. To resolve existing or potential controversial program and operational issues.
7. To coordinate and develop educational materials with requirements of regulatory agencies. (Thomson and Brown, 1967, 63).

THE LOUISIANA LEGISLATURE

The state legislature with its colonial origin is the oldest American institution for the exercise of representative self-government. The colonial assembly played an important role in the course of events leading up to the American Revolution. (Lacy, 1967, 8).

Records of the early Louisiana legislative sessions provided pictures of the problems presented to those brave men selected to administer the newly acquired territory from France. In 1804 the "Territory of Orleans" which roughly approximated the present size of the state of Louisiana was established as an administrative unit that was separate and apart from the vast vestige of the "Louisiana Purchase". A legislative council of 13 was established by the president and presided over by the governor. (Weekly, 1948, 13).

The first meeting of the council was conducted in the New Orleans Town Hall from December 2, 1804 until May 1, 1805. Territorial finances were handled in a modest fashion. On December 29, 1804 the council authorized Governor William Claiborne, by legislative act, to borrow \$5,000 "at the best rates" to "answer the current expenses of government". (Weekly, 1948, 13).

The council provided for education which they all agreed was "the ablest advocate of genuine liberty." They established a College of New Orleans and academies in each county for "youth of the female sex." They authorized two lotteries which would be conducted annually to pay for the new education system. (Weekly, 1948, 13).

The first mention recorded of any legislative enactment for the benefit of agricultural education in Louisiana was in 1827, when the state legislature passed an act incorporating the "Agricultural Society of Baton Rouge, the object of which was the improvement of agriculture, the amelioration of the breed of horses, of horned cattle and others, and in short, of all the branches relating to agriculture of the Country." (Williamson, 1951, 9).

In 1977, the composition and mode of operations of the Louisiana legislature was different from its early beginnings. The legislature was composed of two houses - a House of Representatives and the Senate. By constitutional limitation, the House of Representatives had 105 members and the Senate 39 members. According to the Louisiana Constitution, each member who must be elected from a single-member district, must be at least 18 years of age, a citizen of the state for at least 2 years, a registered voter and a resident of the district from which elected for at least 1 year immediately preceding qualifying for election. Legislators were elected at the

state general elections and serve a four year term. (Public Affairs Research Council, 1976, 1-2).

Under the 1974 Constitution, the legislature met in annual sessions of up to 60 legislative days within an 85 day period. A legislative day was a calendar day on which either the House of Representatives or the Senate was in session. After the first 15 calendar days of the regular session, there was a recess of at least 8 calendar days which allowed legislators a period in which to sound out public sentiment on the proposals and to begin committee hearings on bills. (Public Affairs Research Council, 1976, 4-5).

The governor or the presiding officers of both houses upon written petition of a majority of the elected members of each house may summon a special session lasting no more than 30 days. Five days prior to the special session the purposes of the session, the day it will convene and the days for which it is being convened were proclaimed by the governor or by the presiding officers. (Public Affairs Research Council, 1976, 4).

Accomplishments in any session are achieved by standing committees of each house. They study proposed legislation and recommend steps for further action to be taken. Senate and House rules determine the size and number of standing committees. Generally, Senators serve on no more than three committees while representatives on no more than two (or three if there is no conflict

in scheduling). Committees in both houses work on bills, hold meetings, study legislative problems and develop proposals throughout the annum. (Public Affairs Research Council, 1976, 5).

Since the Louisiana legislature functions largely through committees, the appointment of members to the standing committees is a most important task for any administration. In the House of Representatives these appointments are made by Speaker of the House and in the Senate by the President of the Senate, both of whom are elected by the respective houses of government to serve in this capacity. (Champagne, 1976).

In a twenty-five year profile study of the Louisiana Legislature by Savoy it was found that both consistency and change are noted characteristics of the Louisiana Legislature. Five hundred individuals who were elected to six sessions of the Louisiana State Legislature during the period of 1952-1972 were studied.

The social class of lawmakers was generally upper middle from the time span 1952 - 1972. Prewitt suggests that in the United States "office-holders are usually drawn from the upper two-fifths of the population in social status." (Prewitt, 1967, 570). There was remarkable consistency in the educational level of the legislators. A total of 80 per cent had some college training while 45 per cent of their fathers had less than a high school education. By 1972 those holding post graduate degrees made up 40 per cent of the legislative body. (Savoy, 1974, 58).

The largest occupational groups of the legislators were professionals (44.3 per cent), and owner-managers (35.6 per cent). Farmer-cattlemen represented 9.1 per cent in contrast to the fathers of legislators who represented 25.8 per cent in the same category. (Savoy, 1974, 63).

Information provided by legislators suggests that lawmakers who served during the period of 1952 through 1972 were the product of small business or farm environments, and were offspring of parents who were long-time residents of the state. The parents appeared to enjoy a better than average education for the time in which they were educated. (Savoy, 1974, 26).

With regard to age, Louisiana lawmakers were generally between 40 and 49 years throughout the period studied. Senators were found to be 3 to 5 years older in the 1952 and 1956 legislatures, but during more recent periods, the age differences were equalized. The average age of lawmakers in both houses in 1972 was 44. (Public Affairs Research Council, 1976, 9).

The number of blacks elected to the Louisiana legislature represented 5.6 per cent of the total which ranked the state 9th nationally in the number of Negroes holding legislative office. (Shreveport Times, 1972). Negroes were elected to the legislature as far back as 1896. (Harris, 1938, 14).

The legislature has changed in the 25 year period studied "from factional politics based on gubernatorial loyalties to factions based on sectional differences." In general, urban area representation has increased. A more independent attitude has been evident in some portions of the legislature. The 1974 State Constitution has heightened the capacity for independent action by increasing facilities and pay for legislators. (Public Affairs Research Council, 1975, 25).

CHAPTER III

RESEARCH METHODOLOGY

PURPOSE OF THE STUDY

The major purpose of the study was to determine the various perceptions of the 1977 Louisiana legislators about the Louisiana Cooperative Extension Service, and their relationship to selected variables relating to the Extension Service.

ASSUMPTIONS

1. The analysis of factors involved in the study could contribute to Extension's understanding of the Louisiana Legislature.
2. Attitudes and perceptions are measurable and definable.
3. Attitudes change with time.
4. Louisiana legislators will express their perceptions openly and honestly.

POPULATION

The entire population of the 1977 Louisiana Legislature received a copy of the questionnaire. A total of 113 of a possible 144 questionnaires were returned as usable data which was 79 per cent of the total.

DATA COLLECTION

The Louisiana legislature was the lawmaking body of the state, thus much of their involvement in the process dealt with endless stacks of paperwork. Because of the population in question it was decided that legislators would be visited during the August, 1977 special session of the legislature at the state capitol in Baton Rouge. Senator Armand J. Brinkhaus and Representative Walter James Champagne, Jr. both agreed that a higher per cent return would be possible by the hand delivery method.

The questionnaire was selected as the data collection instrument. It was formulated and pretested by four members of the Louisiana legislature. Following the pretest, the final instrument was prepared with minor changes made to clarify instructions pertaining to three questions. (Appendix B)

The data collection instrument was distributed by Representative Walter J. Champagne, Jr. in the House of Representatives Chamber and by Senator Armand J. Brinkhaus in the Senate Chamber during the special session of the legislature. A cover letter explained the purpose of the research and the instructions for returning the data were included. (see Appendix A). Legislators were told that the person requesting the information was in each chamber during the

respective session - the House of Representative met in the morning and the Senate met in the afternoon. Legislators were also advised that they had two other options. Questionnaires could be returned to Representative Champagne or Senator Brinkhaus or could be returned by mail. It was hoped that these options would elicit a higher return rate.

Approximately 35 legislators returned the questionnaire to the researcher. The remaining 67 collected in the chambers were received by legislators Champagne and Brinkhaus. Only two were received via mail.

In an effort to increase the per cent returned, the same questionnaire was mailed to legislators who had not returned the questionnaire on August 30, 1977. Legislators were allowed 14 working days to return the questionnaire. A total of 9 responded and brought the total number of participants to 113 (79 per cent).

Survey Instrument

The questions included in the survey instrument were designed to obtain information about legislator's place of residence, occupations, legislative committee membership, familiarity and participation with the Louisiana Cooperative Extension Service. In addition, other Extension related data included information on written reports, major areas of program emphasis, increased consumer

services, aid to farm and home organizations, professional improvement and future directions. Demographic data provided information on job tenure, age, sex, race, marital status, former enrollment in 4-H, house seat and political party affiliation.

Response

From the 144 members serving in the Louisiana legislature, 113 (79 per cent) returned the questionnaire. Usable data was obtained from 87 members (83 per cent) of the House of Representatives and 26 Senate members (67 per cent). Compared to the total legislative population of 105 members in the House of Representatives and 39 Senators, the House of Representatives responded in a slightly higher proportion.

Data Analysis

As the survey instruments were received, the responses were coded (see Appendix C) and manually recorded on IBM master sheets. The codes were checked, data were tabulated and statistical tests were performed through the facilities of the Computer Research Center at Louisiana State University.

The three major independent variables selected for use in the study were: place of residence, occupations of legislators and legislative committee membership and the extent familiarity and participation with the overall Extension Service.

The method used to determine the selection procedure for each was as follows.

Each legislator was asked to designate his place of residence as urban, approximately half urban and half rural or rural.

Legislators were asked to identify their occupation when they were not serving as Louisiana lawmakers. Attorneys and farmers were selected for study. They identified committees served in the lawmaking body. The Agriculture and Labor and Industry Committees were selected for analysis.

Familiarity with the Extension Service was determined by establishing a three point scale of familiarity from 0 to 3 (see Appendix C). The familiarity score of the three positions (county agents, home economists and 4-H agents) were added and divided by three. The highest possible score of familiarity was three.

The same procedure was used for the determination of participation. A one point scale of participation was established from 0 to 1 (see Appendix C). The participation score of the three program areas of agriculture, home economics and 4-H were added and divided by three. The highest possible score for participation was one.

Statistical analysis of the data included the use of chi-square test of independence to determine the differences between legislative

residential area and their perception of selected variables related to the Cooperative Extension Service.

To determine relationships between legislators' occupations and their membership on legislative committees with selected variables frequency tables were developed. Tests of statistical significance could not be run because of the small number of cases.

The regression procedure was used to determine two relationships between selected components of the Extension Service (familiarity and participation) as independent variables and selected dependent variables, importance of major program areas, Extension information, 4-H enrollment, House-Senate relationship, Agriculture and Labor and Industry Committee, residence, Extension reports, urban consumer resources, farm and home group assistance, professional improvement, specialization, coastal resources energy and nontraditional 4-H projects.

In an effort to have the data reflect the extent of association of the more significant variables the $<.25$ level of probability was reported as statistically significant.

CHAPTER IV
ANALYSIS OF DATA

In this chapter, the findings of the study are presented under the following major headings: Place of Residence, A Comparison of Selected Occupations and Legislative Committees and Comparisons of the Extent of Familiarity and Participation of Louisiana Legislators with the Louisiana Cooperative Extension Service.

First, the comparisons to legislative residential areas to twenty-one components were reviewed. The components were then analyzed for area of residence differences in relation to the selected independent variables.

Area of Residence

All of the dependent variables tested showed a statistically significant difference with the legislators' area of residence. In other words, the rural legislators were generally more knowledgeable about the Extension Service than half urban and rural or urban lawmakers.

Two of the field staff positions, county agent and home economist were reviewed in Table II. Except for the administrative position of parish chairman, all field personnel are classified by the Extension Service in these two categories.

TABLE II

FAMILIARITY OF LEGISLATORS WITH COUNTY AGENTS
AND HOME ECONOMISTS IN COMPARISON TO
LEGISLATIVE RESIDENTIAL AREAS, 1977

Familiarity With County Agents	Per Cent by Place of Residence			Total N=113
	Urban N=47	$\frac{1}{2}$ - $\frac{1}{2}$ N=32	Rural N=34	
Very	19	59	65	44
Fairly	41	28	32	35
Slightly	21	10	3	12
Not	<u>19</u>	<u>3</u>	<u>0</u>	<u>9</u>
Total	100	100	100	100

$$x^2 = 26.56 \text{ with } 2 \text{ df} \quad P < .0005$$

Familiarity With Home Economists	Per Cent by Place of Residence			Total N=113
	Urban N=47	$\frac{1}{2}$ - $\frac{1}{2}$ N=32	Rural N=34	
Very	13	28	47	27
Fairly	36	44	38	39
Slightly	27	25	12	22
Not	<u>24</u>	<u>3</u>	<u>3</u>	<u>12</u>
Total	100	100	100	100

$$x^2 = 22.79 \text{ with } 4 \text{ df} \quad P < .0005$$

Legislators were asked to describe their degree of familiarity with the field staff position of county agent. Options given to the legislators included the following degrees of familiarity: very, fairly, slightly, and not.

Respondents were then grouped by their place of residence as indicated by the participants. Options given were: rural, about half urban and half rural or urban.

County Agents

Data revealed that county agents were generally well known throughout the state as fifty legislators (44 per cent) reported knowing them "very well." Urban area legislators had a lower level of familiarity as 19 reported that they were "not or slightly familiar" with the county agent. On the other hand, 97 per cent of the rural legislators knew the county agent "fairly or very well." (Table II). County agents had the highest recognition level of all agents. The writer believes this is because they are more in number (52 per cent) and have greater public recognition at the parish (county) level.

Statistically significant differences were indicated in the legislators' familiarity with the county agent and their place of residence (Table II).

Home Economists

There is a total of 145 home economists in the Louisiana Cooperative Extension Service.

Two out of three legislators (66 per cent) were "fairly or very familiar" with the home economists. Like the county agents, they had a higher recognition level from rural legislators than urban legislators. Lawmakers residing in areas of half rural and half urban had a slightly lower level of recognition (72 per cent) in the "fairly and very familiar category" as compared to 85 per cent for rural legislators (Table II).

Eleven urban legislators (24 per cent) were not familiar with the home economists as compared to 9 legislators (19 per cent) who were not familiar with county agents.

Differences were statistically significant between legislators' familiarity with the field position of home economist and place of residence (Table II).

The familiarity of legislators with the staff field position of county agents and home economists of the Louisiana Cooperative Extension Service in comparison to the legislative residential areas were both statistically significant at the .0005 level.

TABLE III

COMPARISON OF THE RESIDENCES OF LOUISIANA LEGISLATORS
WITH THEIR PARTICIPATION IN AGRICULTURAL
PROGRAMS OF THE
LOUISIANA COOPERATIVE EXTENSION SERVICE, 1977

Participation	Per Cent by Place of Residence			Total N=113
	Urban N=47	$\frac{1}{2}$ - $\frac{1}{2}$ N=32	Rural N=34	
Yes	34	65	74	55
No	66	35	26	45
Total	42	28	30	100

$$\chi^2 = 21.06 \text{ with 2 df} \quad P < .0005$$

Participation in Agricultural Programs

Statistically significant differences were indicated in the lawmakers' participation in agricultural programs, according to their place of residence as shown in Table III.

Almost 3/4 of the rural legislators (74 per cent) had participated in agricultural programs of the Louisiana Cooperative Extension Service while 2/3 of the urban legislators (66 per cent) had not participated. A total of 65 per cent of the lawmakers in the half urban and half rural had participated. Slightly more than half of all legislators (54.87 per cent) had participated in agricultural programs of the Extension Service.

TABLE IV

COMPARISON OF THE RESIDENCES OF LOUISIANA LEGISLATORS
WITH THEIR PARTICIPATION IN HOME ECONOMICS
PROGRAMS OF THE LOUISIANA COOPERATIVE
EXTENSION SERVICE, 1977

Participation	Per Cent by Place of Residence			Total N=113
	Urban N=42	$\frac{1}{2}$ - $\frac{1}{2}$ N=28	Rural N=34	
Yes	17	19	21	19
No	83	81	79	<u>81</u>
Total	42	28	30	100

$$\chi^2 = 32.09 \text{ with } 2 \text{ df} \quad P < .0005$$

Participation in Home Economics Programs

Although urban legislators had the lowest level of participation (17 per cent) of all residential categories, only 2 per cent separated the urban group from the half urban and half rural (Table IV).

Like the agricultural programs, the rural constituents had the highest level of participation in the home economics programs of the Louisiana Cooperative Extension Service (Table IV).

The data indicated there were statistically significant differences in legislators' participation in home economics programs and their place of residence.

TABLE V

COMPARISON OF THE RESIDENCES OF LOUISIANA LEGISLATORS
WITH THEIR PARTICIPATION IN 4-H CLUB
PROGRAMS OF THE LOUISIANA
COOPERATIVE EXTENSION SERVICE, 1977

Participation	Per Cent by Place of Residence			Total N=113
	Urban N=42	$\frac{1}{2}$ - $\frac{1}{2}$ N=32	Rural N=34	
Yes	26	78	59	50
No	74	22	41	<u>50</u>
Total	42	28	30	100

$$\chi^2 = 27.39 \text{ at } 2 \text{ df} \quad P < .0005$$

Participation in 4-H Club Programs

Slightly more than three-fourths (78 per cent) of the legislators in the half urban and half rural residential category participated in 4-H Club programs. Other data showed that rural legislators figures were slightly lower with 59 per cent participation.

Over half of all legislators (50.44 per cent) participated in some phase of the Louisiana 4-H Club program.

Differences were statistically significant between legislator's participation in 4-H Club programs and their place of residence. (Table V).

Only one-fourth (26 per cent) of the urban legislators had participated in 4-H Club programs in Louisiana.

TABLE VI

COMPARISON OF THE RESIDENCES OF LOUISIANA LEGISLATORS
WITH THE RECEIVING OF WRITTEN REPORTS OF THE
WORK AND ACCOMPLISHMENTS OF THE
LOUISIANA COOPERATIVE EXTENSION SERVICE, 1977

Reports Received	Per Cent by Place of Residence			Total N=113
	Urban N=47	$\frac{1}{2}$ - $\frac{1}{2}$ N=32	Rural N=34	
Yes	58	91	82	74
No	38	9	15	23
Undecided	4	0	3	<u>3</u>
Total	42	28	30	100

$$\chi^2 = 19.19 \text{ at } 2 \text{ df} \quad P < .0005$$

Written Reports of the Louisiana Cooperative Extension Service

Almost three-fourths (74 per cent) of all Louisiana legislators recalled having received written reports of the work and accomplishments of the Extension Service.

Ninety-one per cent of the lawmakers in the half urban - half rural category received reports as compared to 58 per cent in urban districts (Table VI).

A total of 7 per cent (3 legislators) were undecided as to whether or not written reports had been received.

There were statistically significant differences between the reports received by Louisiana lawmakers and their place of residence.

TABLE VII

COMPARISON OF THE RESIDENCES OF LOUISIANA LEGISLATORS
WITH THE IMPORTANCE OF FARM AND HOME SAFETY AS
A MAJOR AREA OF EMPHASIS IN THE WORK OF THE
LOUISIANA COOPERATIVE EXTENSION SERVICE, 1977

Farm & Home Safety	Per Cent by Place of Residence			Total N=111
	Urban N=47	$\frac{1}{2}$ - $\frac{1}{2}$ N=30	Rural N=34	
Very Important	57	53	68	60
Fairly Important	36	40	29	35
Less Important	6	7	3	<u>5</u>
Total	42	27	31	100

$$\chi^2 = 10.79 \text{ at } 2 \text{ df} \quad P < .001$$

Farm and Home Safety

Legislators' place of residence revealed statistically significant differences with their perceived importance of Farm and Home Safety as a major area of program emphasis (Table VII).

Legislators in rural districts felt that farm and home safety as a major area of emphasis had a higher level of importance (68 per cent) as compared to legislators in the other two residential categories.

Almost 60 per cent of all participating legislators felt that this category was very important. A total of 6 legislators regarded the area of farm and home safety of "less importance" (Table VII).

TABLE VIII

COMPARISON OF THE RESIDENCES OF LOUISIANA LEGISLATORS
WITH THE IMPORTANCE OF 4-H AND YOUTH DEVELOPMENT
AS A MAJOR AREA OF EMPHASIS IN THE WORK OF THE
LOUISIANA COOPERATIVE EXTENSION SERVICE, 1977

4-H and Youth Development	Per Cent by Place of Residence			Total N=113
	Urban N=47	$\frac{1}{2}$ - $\frac{1}{2}$ N=32	Rural N=34	
Very Important	68	94	88	81
Fairly or Less Important	32	6	12	<u>19</u>
Total	42	28	30	100

4-H and Youth Development

Ninety-two of the legislators (81 per cent) participating in the research perceived 4-H and youth development as a "very important" emphasis in the work of the Louisiana Cooperative Extension Service.

Lawmakers in the half urban - half rural category had 94 per cent of the total with the "very important" rating as compared to 68 per cent of the urban delegation (Table VIII).

More lawmakers considered this area of emphasis to be "very important" than any other suggested area of program emphasis. One legislator made the following comment. "I was a member of 4-H and participated in many of its programs. My undergraduate degree is in Agri-Business. I owe 4-H and my County Agent for a good portion of my success. The programs I participated in helped shape my future."

The chi-square test for significance was not run on Table VIII because of low cell frequencies.

TABLE IX

COMPARISON OF THE RESIDENCES OF LOUISIANA LEGISLATORS
WITH THE IMPORTANCE OF FOOD AND NUTRITION FOR
LOW INCOME FAMILIES AS A MAJOR EMPHASIS
AREA IN THE WORK OF THE
LOUISIANA COOPERATIVE EXTENSION SERVICE, 1977

Food and Nutrition for Low Income	Percent by Place of Residence			Total N=113
	Urban N=47	$\frac{1}{2}$ - $\frac{1}{2}$ N=32	Rural N=34	
Very Important	47	47	56	50
Fairly Important	38	47	35	40
Less Important	15	6	9	<u>10</u>
Total	42	28	30	100

$$X^2 = 8.91 \text{ at } 2 \text{ df} \quad P < .01$$

Food and Nutrition for Low Income Families

The data revealed that both urban and half urban - half rural legislators considered the area of emphasis for food and nutrition for low income families "very important" at the same level (47 per cent). (Table IX).

Ten per cent of the legislators considered the area to be of less importance.

A total of 56 per cent of the rural legislators level expressed a need for the major emphasis area at the "very important" level (Table IX).

The expanded food-nutrition programs in the Louisiana Cooperative Extension Service functioned in 39 parishes (counties) at one time but had only 23 parishes participating in August, 1977.

Statistically significant differences were found with legislators' perceived importance of food and nutrition for low income families as a major emphasis area and legislator's place of residence.

TABLE X

COMPARISON OF THE RESIDENCES OF LOUISIANA LEGISLATORS
WITH THE IMPORTANCE OF IMPROVING FARM PRODUCTION
PRACTICES AS A MAJOR EMPHASIS AREA OF THE
LOUISIANA COOPERATIVE EXTENSION SERVICE, 1977

Farm Production	Per Cent by Place of Residence			Total N=113
	Urban N=47	½ - ½ N=32	Rural N=34	
Very Important	72	75	85	77
Fairly or Less Important	28	25	15	<u>23</u>
Total	42	28	30	100

$$\chi^2 = 9.94 \text{ at } 2 \text{ df} \quad P < .005$$

Farm Production Practices

As one might expect, rural legislators (85 per cent) considered the program emphasis area of improving farm production practices to be "very important." (Table X).

Table X showed that 76.99 per cent of the legislators in all residential categories considered the emphasis area as "very important." This category ranked second only to 4-H and youth development with a percentage of 81.42 in perceived importance as a major emphasis area of the Louisiana Cooperative Extension Service.

There were statistically significant differences with legislators' places of residence and their feelings about the importance of farm production practices.

TABLE XI

COMPARISON OF THE RESIDENCES OF LOUISIANA LEGISLATORS
WITH THE IMPORTANCE OF IMPROVING HOME AND FAMILY
LIFE AS A MAJOR EMPHASIS AREA OF THE
LOUISIANA COOPERATIVE EXTENSION SERVICE, 1977

Home and Family Life	Per Cent by Place of Residence			Total * N=112
	Urban N=46	$\frac{1}{2}$ - $\frac{1}{2}$ N=32	Rural N=34	
Very Important	54	56	71	60
Fairly Important	30	35	20	28
Less Important	15	9	9	<u>12</u>
Total	41	29	30	100

$$\chi^2 = 9.27 \text{ at } 2 \text{ df} \quad P < .005$$

*N varies because "no responses" were omitted from the data.

Home and Family Life

The data revealed that approximately 60 per cent of all legislators, regardless of place of residence, felt that improving home and family life was a very important major emphasis area of the Louisiana Cooperative Extension Service. (Table XI).

Thirteen legislators (11.61 per cent) considered the area to be "less important."

Statistically significant differences existed between the legislator's perceived importance of Home and Family Life as a major emphasis area and their place of residence.

TABLE XII

COMPARISON OF THE RESIDENCES OF LOUISIANA LEGISLATORS
WITH THE IMPORTANCE OF SOIL AND WATER CONSERVATION
AS A MAJOR EMPHASIS AREA OF THE
LOUISIANA COOPERATIVE EXTENSION SERVICE, 1977

Soil and Water Conservation	Per Cent by Place of Residence			Total N=113
	Urban N=47	$\frac{1}{2}$ - $\frac{1}{2}$ N=32	Rural N=34	
Very Important	53	81	82	70
Fairly Important	41	16	12	25
Less Important	6	3	6	<u>5</u>
Total	42	28	30	100

$$X^2 = 17.68 \text{ with } 2 \text{ df} \quad P < .0005$$

Soil and Water Conservation

Both residential categories of legislators, rural and half urban and half rural, considered the program area of Soil and Water Conservation as a "very important" emphasis area of the Extension Service at approximately the same per cent (81 and 82 respectively).

Approximately 75 per cent of the lawmakers regarded the program area as "fairly or very important" (Table XII). Six legislators considered the area to be less important.

Place of residence revealed statistically significant differences with legislators' perceptions of Soil and Water Conservation as a major program area.

TABLE XIII

COMPARISON OF THE RESIDENCES OF LOUISIANA LEGISLATORS
WITH THE TREND TO INCREASED
CONSUMER SERVICES IN URBAN AREAS, 1977

Urban Consumer Services	Per Cent by Place of Residence			Total N=113
	Urban N=47	$\frac{1}{2}$ - $\frac{1}{2}$ N=32	Rural N=34	
Yes	55	38	65	53
No	30	28	15	25
Undecided	15	34	20	22
Total	42	28	30	100

$$X^2 = 14.18 \text{ at } 4 \text{ df} \quad P < .005$$

Consumer Services in Urban Areas

Sixty-five per cent of the rural legislators and 55 per cent of the urban agreed with a trend to increased consumer services in urban areas of Louisiana (Table XIII).

There were 22.12 per cent of the total participants who were "undecided" as to whether Extensions' efforts in this direction were warranted.

Two urban legislators expressed opposite feeling about urban services. One said that "other agencies had already met the needs of consumers in urban areas" as compared to another who said, "I believe the Extension Service should become much more active in urban areas."

Table XIII indicated that there were statistically significant differences in legislators' places of residence and their perceptions toward increased consumer services in urban areas of Louisiana.

TABLE XIV

COMPARISON OF THE RESIDENCES OF LOUISIANA LEGISLATORS
WITH CONTINUED ASSISTANCE TO FARM AND
FARM-RELATED AND HOME ECONOMICS GROUPS, 1977

Participation	Per Cent by Place of Residence			Total N=113
	Urban N=47	$\frac{1}{2}$ - $\frac{1}{2}$ N=32	Rural N=34	
Yes	79	91	94	87
No	4	3	3	3
Undecided	17	6	3	<u>10</u>
Total	42	28	30	100

Farm and Home Organizations

Concerning participation and continued assistance to farm and home economics organizations, 87 per cent of the legislature felt that the Louisiana Cooperative Extension Service should continue to give aid.

A total of four legislators (3 per cent) felt that Extension should not participate with farm and home economics organizations (Table XIV).

TABLE XV

COMPARISON OF THE RESIDENCE OF LOUISIANA LEGISLATORS
AS A FACTOR IN KEEPING LEGISLATOR'S
INFORMED OF EXTENSION'S ACTIVITIES, 1977

Information	Per Cent by Place of Residence			Total N=113
	Urban N=47	$\frac{1}{2}$ - $\frac{1}{2}$ N=32	Rural N=34	
Successful	15	47	32	29
Needs Improvement	85	53	68	71
Total	42	28	30	100

$$X^2 = 16.42 \text{ at } 2 \text{ df} \quad P < .0005$$

The chi-square test of independence was not used to analyze Table XIV due to the small number of cases in the table.

Keeping Legislators Informed

Statistically significant differences were indicated with legislators' places of residence and their perceptions of Extension's efforts to provide them with information (Table XV).

Slightly more than 70 per cent of all participating legislators, regardless of place of residence, felt that the Louisiana Cooperative Extension Service "needed improvement" in keeping the legislature informed of Extension activities.

A total of 47 per cent of the lawmakers in the half urban - half rural residential category felt that extension agents had been "successful" in keeping the Louisiana legislature informed of its activities (Table XV).

TABLE XVI

COMPARISON OF THE RESIDENCE OF LOUISIANA LEGISLATORS
AS A FACTOR RELATED TO SPECIALIZATION IN THE
LOUISIANA COOPERATIVE EXTENSION SERVICE, 1977

Specialization	Per Cent by Place of Residence			Total N=113
	Urban N=47	$\frac{1}{2}$ - $\frac{1}{2}$ N=32	Rural N=34	
Yes	66	84	79	75
No	17	3	9	10
Undecided	17	13	12	<u>15</u>
Total	42	28	30	100

$$X^2 = 11.7 \text{ at } 2 \text{ df} \quad P < .001$$

Specialization Trend

Approximately three-fourths of the Louisiana lawmakers felt that specialization in a particular area of home economics or agriculture was a trend in the right direction. Traditionally, Extension agents in all subject matter areas have been generalists. Since 1970 there has been a trend for field agents to specialize in a particular area which may involve working in more than one parish in a specialized field such as soybeans or clothing.

According to Table XVI, slightly more than 15 per cent of the legislators were undecided about the present trend.

The findings indicated that there was a statistically significant difference between specialization and legislators' place of residence.

TABLE XVII

COMPARISON OF THE RESIDENCES OF LOUISIANA LEGISLATORS
AS A FACTOR RELATED TO LOUISIANA COOPERATIVE
EXTENSION SERVICE RESOURCES IN COASTAL AREAS, 1977

Coastal Areas	Per Cent by Place of Residence			Total N=113
	Urban N=47	$\frac{1}{2}$ - $\frac{1}{2}$ N=32	Rural N=34	
Yes	74	91	88	83
No	11	6	6	8
Undecided	15	3	6	<u>9</u>
Total	42	28	30	100

Coastal Area Services

Since 1972 there has been a new emphasis in the resources of the coastal areas of Louisiana. Several sea grants evolved, and the Louisiana Cooperative Extension Service has worked with two specialists and five Extension agents to assist fisherman, shrimpers and trappers. A total of 83 per cent of the Louisiana legislature felt that these efforts should be continued. (Table XVII).

The largest group of constituents (91 per cent) who felt that the project should be continued were from the half urban - half urban residential area.

Only 7.96 per cent of the lawmakers were not in favor of coastal area services. The chi-square test was not run due to the small number of cases.

TABLE XVIII

COMPARISON OF THE RESIDENCES OF LOUISIANA LEGISLATORS
AS RELATED TO LOUISIANA COOPERATIVE EXTENSION
SERVICES ROLE IN ENERGY CONSERVATION, 1977

Energy Conservation Involvement	Per Cent by Place of Residence			Total
	Urban N=47	$\frac{1}{2}$ - $\frac{1}{2}$ N=32	Rural N=34	
Yes	64	81	88	76
No	19	9	3	12
Undecided	17	9	9	<u>12</u>
Total	42	28	30	100

$$\chi^2 = 14.59 \text{ at } 2 \text{ df} \quad P < .0005$$

Energy Conservation

Over three out of four (76 per cent) lawmakers representing all population groups, expressed a need for the Louisiana Cooperative Extension Service to assume an active role in energy conservation.

According to Table XVIII a total of 88 per cent of the rural lawmakers expressed a need for involvement as compared to 64 per cent of the urban legislators.

Twelve per cent were undecided as to what role, if any, that the Louisiana Cooperative Extension Service should assume in energy conservation.

There were statistically significant differences in legislators' perception of the need for Extension to assume an active role in energy education and their places of residence (Table XVIII).

TABLE XIX

COMPARISON OF THE RESIDENCES OF LOUISIANA LEGISLATORS
AS A FACTOR RELATED TO NONTRADITIONAL PROJECT
AREAS IN 4-H CLUB WORK, 1977

Non- traditional 4-H Projects	Per Cent by Places of Residence			Total N=113
	Urban N=47	$\frac{1}{2}$ - $\frac{1}{2}$ N=32	Rural N=34	
Yes	70	72	76	72
No	21	22	12	19
Undecided	9	6	12	9
Total	42	28	30	100

$$X^2 = 8.66 \text{ at } 2 \text{ df} \quad P < .01$$

Nontraditional 4-H Projects

In 1976 the 4-H Club program in Louisiana had an enrollment of 83,250 students with participation in 51 different project areas. Projects such as automotive, photography, good grooming, woodworking and bicycle safety reflected a growing trend toward projects in nontraditional areas. Legislators were asked if they felt such a trend was warranted.

A total of 72 per cent of the legislative body felt the need for such a trend. Rural legislators reflected the highest per cent of 76 while urban legislators had a slightly lower per cent of 70 (Table XIX).

Approximately 9 per cent of the lawmakers were undecided about whether such a trend was warranted.

Statistically significant differences were noted between legislators' places of residence and their perceptions about enrollment in nontraditional 4-H projects.

Past Enrollment in 4-H

The data from this study reveals that 49 members of the Louisiana Legislature are 4-H alumni or former 4-H club members. A total of 43 per cent were formerly enrolled in a 4-H club program. Seventy-one per cent of the rural legislators were formerly enrolled in 4-H as compared to 59 per cent from half urban and half rural areas and 13 per cent from urban areas (Table XX).

As might be expected, there were statistically significant differences between legislators past enrollment in 4-H and their place of residence.

TABLE XX

COMPARISON OF THE RESIDENCES OF LOUISIANA LEGISLATORS
WITH PAST ENROLLMENT IN A 4-H CLUB, 1977

Past 4-H Enrollment	Per Cent by Place of Residence			Total N=113
	Urban N=47	$\frac{1}{2}$ - $\frac{1}{2}$ N=32	Rural N=34	
Yes	13	59	71	43
No	87	41	29	57
Total	42	28	30	100

$$X^2 = 35.97 \text{ at } 2 \text{ df} \quad P < .0005$$

TABLE XXI

COMPARISON OF THE RESIDENCES OF LOUISIANA LEGISLATORS
IN RELATION TO LEGISLATIVE MEMBERSHIP, 1977

Representation	Per Cent by Place of Residence			Total N=113
	Urban N=47	$\frac{1}{2}$ - $\frac{1}{2}$ N=32	Rural N=34	
House of Representatives	83	72	74	77
Senate	17	28	26	23
Total	42	28	30	100

$$X^2 = 9.83 \text{ at } 2 \text{ df} \quad P < .005$$

Place of Residence

A total of 47 legislators (42 per cent) represented urban areas as compared to 32 lawmakers (28 per cent) from districts that were classified half urban - half rural. A group of 34 constituents comprised the rural delegation which was 30 per cent of the total number of 113 lawmakers who responded to the questionnaire.

Eighty-seven members of the House of Representatives comprised 77 per cent of the total number who participated in the study as compared to 26 Senate members (23 per cent).

Table XXII through Table XXXI dealt with a comparison of occupation and legislative committee membership of Louisiana legislators with selected components.

The occupations selected for comparison were attorneys and farmers. Attorneys were selected as they represent the largest occupation group of legislators (35 per cent) in the state of Louisiana.

Charles S. Hyneman noted the abundance of lawyers in state legislatures and justified their election by observing that

"the attorney is the accepted agent of all politically effective groups of the American people. He is more and more the spokesman for individual and corporation in public relations--so is the lawyer depended upon today to represent citizens in the lawmaking body."

(Hyneman, 1959, 259)

TABLE XXII

A COMPARISON OF OCCUPATION AND LEGISLATIVE COMMITTEE MEMBERSHIP
OF LOUISIANA LEGISLATORS TO FAMILIARITY WITH EXTENSION
FIELD STAFF POSITIONS, 1977

Field Staff Position	Degree of Familiarity	Percent by			
		Occupation		Legislative Committee	
		Attorney (N=37)	Farmer (N=9)	Agriculture (N=22)	Labor & Industry (N=17)
County Agent	Very familiar	43	89	73	47
	Fairly familiar	32	11	27	41
	Slightly familiar	11	0	0	0
	Unfamiliar	<u>14</u>	<u>0</u>	<u>0</u>	<u>12</u>
	Total	100	100	100	100
Home Economist	Very familiar	16	45	50	18
	Fairly familiar	41	33	40	47
	Slightly familiar	24	11	5	29
	Unfamiliar	<u>19</u>	<u>11</u>	<u>5</u>	<u>6</u>
	Total	100	100	100	100

TABLE XXII CONTINUED

A COMPARISON OF OCCUPATION AND LEGISLATIVE COMMITTEE MEMBERSHIP
 OF LOUISIANA LEGISLATORS TO FAMILIARITY WITH EXTENSIVE
 FIELD STAFF POSITIONS, 1977

Field Staff Position	Degree of Familiarity	Per Cent by			
		Occupation		Legislative Committee	
		Attorney (N=37)	Farmer (N=9)	Agriculture (N=22)	Labor & Industry (N=17)
4-H/Youth Agent	Very familiar	27	56	45	24
	Fairly familiar	24	33	50	29
	Slightly familiar	27	0	0	29
	Unfamiliar	<u>22</u>	<u>11</u>	<u>5</u>	<u>18</u>
	Total	100	100	100	100

Farmers, the second largest legislative occupation in 1976, group, were selected because of their possible knowledge and associations with a farm-oriented organization such as the Louisiana Cooperative Extension Service. (Public Affairs Research Council, 1976).

The legislative committees selected, Agriculture and Labor and Industry, have impact on the economic welfare of the state. Both committees represented large entities of employment for the citizens of Louisiana.

County Agent

Table XXII revealed that when a comparison of selected occupations was made 89 per cent of the farmer legislators were "very familiar" with the county agent as compared to 43 per cent of the attorney legislators.

A total of 87 per cent of the Agriculture Legislative Committee was "very familiar" with county agents as compared to 47 per cent of the Labor and Industry Committee (Table XXII).

Home Economists

Half of the Agriculture Committee and 45 per cent of the farmer legislators were "very familiar" with the home economist as a staff field position.

The data also revealed that 18 and 16 per cent, respectively, of the Labor and Industry Committee and attorney legislators were "very familiar" with the staff position of home economist.

4-H Youth Agent

Table XXII showed that 56 per cent of the legislators who were farmers and 45 per cent of the Agriculture Legislative Committee were "very familiar" with the 4-H youth agent as compared to 27 per cent of the attorneys and 24 per cent of the Labor and Industry Committee.

Participation in Program Areas - Agriculture

When participation in agricultural programs was grouped by selected occupations and legislative committees, it was found that 100 per cent of the farmer legislators participated in programs of the Louisiana Cooperative Extension Service as compared to 41 per cent of the lawyers, the occupation group that comprised the largest per cent of legislators in Louisiana.

It was found that 91 per cent of the Agriculture Legislative Committee had participated in agriculture programs of the Extension Service as compared to 59 per cent of the Labor and Industry Committee.

Participation in Home Economics Program

The data showed that when participation was grouped by selected occupations and legislative committee membership, 78 per cent of the farmer legislator participated in home economics programs as compared to 8 per cent of the attorney legislators.

Participation in legislative committee membership in Agriculture and Labor and Industry did not appear to influence involvement in home economics programs. Fourteen per cent of the Agriculture Committee participated as compared to 12 per cent of the Labor and Industry Committee.

Participation in 4-H Programs

Table XIII showed that 89 per cent of the farmer legislators participated in 4-H Club programs as compared to 43 per cent of the attorney legislators.

However, a larger percentage of the Agriculture Committee (64 per cent) had participated with 4-H programs in Louisiana than the Labor and Industry (41 per cent) of the Louisiana legislature (Table XXIII).

Farm and Home Safety

Table XXIV revealed that there was little difference in the degree of importance placed by attorney (58 per cent) and farmer (56 per cent) legislators relative to the emphasis area.

Members of the Agriculture Legislative Committee gave the major emphasis area of Farm and Home Safety a rating of "very importance" (73 per cent) as compared to the Labor and Industry Legislative Committee (44 per cent).

TABLE XXIII

A COMPARISON OF OCCUPATION AND LEGISLATIVE COMMITTEE MEMBERSHIP
OF LOUISIANA LEGISLATORS TO PARTICIPATION IN PROGRAMS OF
THE LOUISIANA COOPERATIVE EXTENSION SERVICE, 1977

Area	Participation	Per Cent by			
		Occupation		Legislative Committee	
		Attorney (N=37)	Farmer (N=9)	Agriculture (N=22)	Labor & Industry (N=17)
Agriculture	Yes	41	100	91	59
	No	<u>59</u>	<u>0</u>	<u>9</u>	<u>41</u>
	Total	100	100	100	100
Home Economics	Yes	8	78	14	12
	No	<u>92</u>	<u>22</u>	<u>86</u>	<u>88</u>
	Total	100	100	100	100
4-H	Yes	43	89	64	41
	No	<u>57</u>	<u>11</u>	<u>36</u>	<u>59</u>
	Total	100	100	100	100

TABLE XXIV

A COMPARISON OF OCCUPATION AND LEGISLATIVE COMMITTEE MEMBERSHIP
OF LOUISIANA LEGISLATORS TO PERCEIVED IMPORTANCE OF
MAJOR PROGRAM EMPHASIS AREA OF THE
LOUISIANA COOPERATIVE EXTENSION SERVICE, 1977

Major Emphasis Areas	Degree of Importance	Per Cent by			
		Occupation		Legislative Committee	
		Attorney (N=37)	Farmer (N=9)	Agriculture (N=22)	Labor & Industry (N=17)
Farm and home safety	Very Important	58	56	73	44
	Fairly Important	36	44	27	50
	Less Important	<u>6</u>	<u>0</u>	<u>0</u>	<u>6</u>
	Total	100	100	100	100
4-H Youth Development	Very Important	83	89	91	88
	Fairly Important	16	11	9	12
	Less Important	<u>0</u>	<u>0</u>	<u>0</u>	<u>0</u>
	Total	100	100	100	100

TABLE XXIV CONTINUED

A COMPARISON OF OCCUPATION AND LEGISLATIVE COMMITTEE MEMBERSHIP
OF LOUISIANA LEGISLATORS TO PERCEIVED IMPORTANCE OF
MAJOR PROGRAM EMPHASIS AREA OF THE
LOUISIANA COOPERATIVE EXTENSION SERVICE, 1977

Major Emphasis Areas	Degree of Importance	Per Cent by			
		Occupation		Legislative Committee	
		Attorney (N=37)	Farmer (N=9)	Agriculture (N=22)	Labor & Industry (N=17)
Food and Nutrition for Low Income Families					
	Very Important	54	44	41	65
	Fairly Important	32	56	50	35
	Less Important	<u>14</u>	<u>0</u>	<u>9</u>	<u>0</u>
	Total	100	100	100	100
Improving Farm Production Practices					
	Very Important	70	100	91	76
	Fairly Important	30	0	9	24
	Less Important	<u>0</u>	<u>0</u>	<u>0</u>	<u>0</u>
	Total	100	100	100	100

TABLE XXIV CONTINUED

A COMPARISON OF OCCUPATION AND LEGISLATIVE COMMITTEE MEMBERSHIP
 OF LOUISIANA LEGISLATORS TO PERCEIVED IMPORTANCE OF
 MAJOR PROGRAM EMPHASIS AREA OF THE
 LOUISIANA COOPERATIVE EXTENSION SERVICE, 1977

Major Emphasis Areas	Degree of Importance	Per Cent by			
		Occupation		Legislative Committee	
		Attorney (N=37)	Farmer (N=9)	Agriculture (N=22)	Labor & Industry (N=17)
Food and Nutrition for Low Income Families					
	Very Important	54	44	41	65
	Fairly Important	32	56	50	35
	Less Important	<u>14</u>	<u>0</u>	<u>9</u>	<u>0</u>
	Total	100	100	100	100
Improving Farm Production Practices					
	Very Important	70	100	91	76
	Fairly Important	30	0	9	24
	Less Important	<u>0</u>	<u>0</u>	<u>0</u>	<u>0</u>
	Total	100	100	100	100

TABLE XXIV CONTINUED

A COMPARISON OF OCCUPATION AND LEGISLATIVE COMMITTEE MEMBERSHIP
OF LOUISIANA LEGISLATORS TO PERCEIVED IMPORTANCE OF
MAJOR PROGRAM EMPHASIS AREA OF THE
LOUISIANA COOPERATIVE EXTENSION SERVICE, 1977

Major Emphasis Areas	Degree of Importance	Per Cent by			
		Occupation		Legislative Committee	
		Attorney (N=37)	Farmer (N=9)	Agriculture (N=22)	Labor & Industry (N=17)
Improving Home and Family Life	Very Important	59	25	71	53
	Fairly Important	30	75	19	41
	Less Important	<u>11</u>	<u>0</u>	<u>9</u>	<u>6</u>
	Total	100	100	100	100
Soil and Water Conservation	Very Important	60	100	77	76
	Fairly Important	32	0	23	18
	Less Important	<u>8</u>	<u>0</u>	<u>0</u>	<u>6</u>
	Total	100	100	100	100

4-H Youth Development

Occupation groups of attorneys and "farmer" legislators and Legislative Committee members of Agriculture and Labor and Industry considered 4-H Youth Development as "very important" by more than 83 per cent of all participants.

Attorneys had the lowest per cent at 83 as compared to the Agriculture Legislative Committee with 91 per cent (Table XXIV).

None of the legislators in the above groups considered 4-H Youth Development as "less important" (Table XXIV).

Food and Nutrition for Low Income Families

A total of 65 per cent of the Labor and Industry Legislative Committee considered food and nutrition for low income families as "very important" as compared to 44 per cent of the "farmer" legislators.

The data showed that 100 per cent of the Labor and Industry Legislative Committee and the "farmer" legislators considered the program area as "fairly or very important" as compared to 86 per cent of the attorney legislators (Table XXIV).

Improving Farm Production Practices

According to Table XXIV "farmer" legislators and the Agriculture Legislative Committee considered the improvement of farm production practices as "very important" at 100 per cent and 91 per cent, respectively.

None of the samples considered the improvement of farm production practices to be "less important" (Table XXIV).

Improving Home and Family Life

Agriculture Legislative Committee members perceived the improvement of home and family life as "very important" at 71 per cent as compared to the "farmer" legislators with a per cent of twenty-five.

A total of 94 per cent of the Labor and Industry Committee members considered the improvement of home and family life as "fairly or very important."

Soil and Water Conservation

In a comparison of occupation and legislative committee membership, a total of 100 per cent of the "farmer" legislators considered soil and water conservation as "very important" as compared to 60 per cent of the attorneys.

Slightly more than three fourths of the committees selected for study, Agriculture and Labor and Industry, considered soil and water conservation as "very important" (Table XXIV).

Received Written Reports

Sixty-five per cent or more of the legislators in selected occupations and on selected legislative committees of Agriculture and Labor and Industry had received written information of the accomplishments of the Louisiana Cooperative Extension Service (Table XXV).

TABLE XXV

A COMPARISON OF OCCUPATION AND LEGISLATIVE COMMITTEE MEMBERSHIP
OF LOUISIANA LEGISLATORS TO RECEIVING WRITTEN REPORTS
OF THE ACCOMPLISHMENTS OF THE
LOUISIANA COOPERATIVE EXTENSION SERVICE, 1977

Received Reports	<u>Per Cent by</u>			
	<u>Occupation</u>		<u>Legislative Committee</u>	
	<u>Attorney</u> (N=37)	<u>Farmer</u> (N=9)	<u>Agriculture</u> (N=22)	<u>Labor & Industry</u> (N=17)
Yes	70	100	77	65
No	25	0	18	29
Undecided	<u>5</u>	<u>0</u>	<u>5</u>	<u>6</u>
Total	100	100	100	100

A total of 100 per cent of the "farmer" legislators had received reports as compared to 65 per cent of the Labor and Industry Legislative Committee members.

The data showed that 5 per cent of the attorneys and Agriculture Legislative Committee members were undecided as to whether or not reports had been received (Table XXV).

Increased Consumer Services

Farmer legislators (67 per cent) and Agriculture Legislative Committee members (64 per cent) felt that consumer services should be increased in urban areas. On the other hand, a total of 41 and 47 per cent, respectively, of the attorneys and Labor and Industry Committee members perceived a need for the increased urban consumer services.

Other data showed that 32 per cent of the attorneys and 24 per cent of the Labor and Industry Committee were "undecided" about a need for increased consumer services in urban areas (Table XXVI).

It is interesting to note that legislators with agrarian roots (farmers and Agriculture Committee members) felt that there was a need for increased consumer services in urban areas as compared to a nonfarm occupation and legislative committee (Labor and Industry).

TABLE XXVI

A COMPARISON OF OCCUPATION AND LEGISLATIVE COMMITTEE MEMBERSHIP
 OF LOUISIANA LEGISLATORS TO THE NEED FOR
 INCREASED CONSUMER SERVICES IN URBAN AREAS, 1977

Increased Consumer Services in Urban Areas	<u>Per Cent by</u>			
	<u>Occupation</u> <u>Attorney</u> (N=37)	<u>Farmer</u> (N=9)	<u>Legislative Committee</u> <u>Agriculture</u> (N=22)	<u>Labor & Industry</u> (N=17)
Yes	41	67	64	47
No	27	11	13	29
Undecided	<u>32</u>	<u>22</u>	<u>23</u>	<u>24</u>
Total	100	100	100	100

Farm and Home Organizations

At least 84 per cent of both legislator's occupation categories and legislative committee members perceived a need for the Louisiana Cooperative Extension Service to continue to provide leadership assistance to farm and farm related organizations and homemakers groups (Table XXVII).

Fourteen per cent of the "attorney"legislators and Agriculture Committee members were undecided as to whether or not Extension's effort in this direction should be continued.

Professional Improvement

A total of 92 per cent of the "attorney"legislators and 94 per cent of the Labor and Industry Legislative Committee members perceived a need for the Louisiana Cooperative Extension Service to continue to improve the professional training of their staff.

The "farmer"legislators (78 per cent) and Agriculture Committee members (82 per cent) also felt that Extension should continue to place emphasis in professional training.

Keeping Legislators Informed

When grouped by occupations, 76 per cent of the attorney legislators and 67 per cent of the "farmer" legislators felt that the Extension Service needed improvement in keeping legislators informed about Extension's programs and activities (Table XXIX).

TABLE XXVII

A COMPARISON OF OCCUPATION AND LEGISLATIVE COMMITTEE MEMBERSHIP
 OF LOUISIANA LEGISLATORS TO SERVICE TO FARM AND
 HOMEMAKER RELATED ORGANIZATIONS, 1977

Service to Farm & Homemaker Related Organizations	<u>Per Cent by</u>			
	<u>Occupation</u> <u>Attorney</u> (N=37)	<u>Farmer</u> (N=9)	<u>Legislative Committee</u> <u>Agriculture</u> (N=22)	<u>Labor & Industry</u> (N=17)
Yes	84	89	86	88
No	3	11	0	0
Undecided	<u>14</u>	<u>0</u>	<u>14</u>	<u>12</u>
Total	100	100	100	100

TABLE XXVIII

A COMPARISON OF OCCUPATION AND LEGISLATIVE COMMITTEE MEMBERSHIP
OF LOUISIANA LEGISLATORS TO PROFESSIONAL IMPROVEMENT
TRAINING FOR AGENTS OF THE
LOUISIANA COOPERATIVE EXTENSION SERVICE, 1977

Continuing Emphasis in Professional Improvement	Per Cent by			
	Occupation		Legislative Committee	
	Attorney (N=37)	Farmer (N=9)	Agriculture (N=22)	Labor & Industry (N=17)
Yes	92	78	82	94
No	3	11	9	0
Undecided	<u>5</u>	<u>11</u>	<u>9</u>	<u>6</u>
Total	100	100	100	100

TABLE XXIX

A COMPARISON OF OCCUPATION AND LEGISLATIVE COMMITTEE MEMBERSHIP
OF LOUISIANA LEGISLATORS TO KEEP
LEGISLATORS INFORMED OF EXTENSION ACTIVITIES, 1977

Provided Information to Legislators	<u>Per Cent by</u>			
	<u>Occupation</u> <u>Attorney</u> (N=37)	<u>Farmer</u> (N=9)	<u>Legislative Committee</u> <u>Agriculture</u> (N=22)	<u>Labor & Industry</u> (N=17)
Have Been Successful	24	33	41	29
Needs Improvement	<u>76</u>	<u>67</u>	<u>59</u>	<u>71</u>
Total	100	100	100	100

Forty-one per cent of the Agriculture Legislative Committee members felt that Extension had been successful in their efforts to keep the legislature informed about Extension events and activities (Table XXIX).

Specialization Trend

The Labor and Industry and Agriculture Committee both agreed with the specialization trend at the rate of 82 per cent as compared to the attorney (68 per cent) and the "farmer" legislators (78 per cent) (Table XXX).

A total of 22 per cent of the "farmer" legislators were "undecided" about the specialization trend that the Louisiana Cooperative Extension Service had taken in recent years (Table XXX).

Coastal Area Services

A total of 88 per cent of the Labor and Industry and 82 per cent of the Agriculture Committee reacted affirmatively in the need to extend educational programs in the coastal areas of Louisiana.

Twenty-two per cent of the "farmer" legislators were undecided about the emphasis being placed on coastal area resources (Table XXX).

TABLE XXX

A COMPARISON OF OCCUPATION AND LEGISLATIVE COMMITTEE MEMBERSHIP
OF LOUISIANA LEGISLATORS TO FUTURE DIRECTIONS IN THE
LOUISIANA COOPERATIVE EXTENSION SERVICE, 1977

Present and Future Directions In the Extension Service	<u>Per Cent by</u>			
	<u>Occupation</u> <u>Attorney</u> (N=37)	<u>Farmer</u> (N=9)	<u>Legislative Committee</u> <u>Agriculture</u> (N=22)	<u>Labor & Industry</u> (N=17)
Specialization Trend				
Yes	68	78	82	82
No	13	0	13	6
Undecided	<u>19</u>	<u>22</u>	<u>5</u>	<u>12</u>
Total	100	100	100	100
Extending Coastal Resources				
Yes	89	78	82	88
No	3	0	9	0
Undecided	<u>8</u>	<u>22</u>	<u>9</u>	<u>12</u>
Total	100	100	100	100

TABLE XXX CONTINUED

A COMPARISON OF OCCUPATION AND LEGISLATIVE COMMITTEE MEMBERSHIP
OF LOUISIANA LEGISLATORS TO FUTURE DIRECTIONS IN THE
LOUISIANA COOPERATIVE EXTENSION SERVICE, 1977

Present and Future Directions In the Extension Service	Per Cent by			
	Occupation Attorney (N=37)	Farmer (N=9)	Legislative Committee Agriculture (N=22)	Labor & Industry (N=17)
Involvement in Energy Conservation				
Yes	70	89	77	82
No	11	0	9	0
Undecided	<u>19</u>	<u>11</u>	<u>14</u>	<u>18</u>
Total	100	100	100	100
Enrollment in Nontraditional 4-H Projects				
Yes	70	78	91	82
No	19	11	9	18
Undecided	<u>11</u>	<u>11</u>	<u>0</u>	<u>0</u>
Total	100	100	100	100

Energy Conservation

When grouped by occupations, it was found that 89 per cent of the "farmer" legislators and 70 per cent of the "attorney" legislators felt that Extension needed to assume an active role in helping the citizens of Louisiana understand the importance of energy education.

A total of 82 per cent of the Labor and Industry Committee and 77 per cent of the Agriculture Committee felt a need for Extension's involvement in energy education (Table XXX).

Nontraditional 4-H Projects

When legislators were grouped by occupation, it was found that 78 per cent of the farmers and 70 per cent of the attorneys determined a need for enrollment in nontraditional 4-H projects (Table XXX).

The Labor and Industry Committee (82 per cent) and the Agriculture Committee (91 per cent) saw the need for expanding project areas into nontraditional areas, such as bicycle safety, which perhaps had no relevance in earlier days of rural America.

Past Enrollment in 4-H

When grouped by committees, it was found that 73 per cent of the Agriculture Committee were former 4-H Club members as compared to the Labor and Industry Committee with 47 per cent (Table XXXI).

A similar finding was visible with the occupation data. A total of 78 per cent of the "farmer" legislators were 4-H alumni as compared to 41 per cent of the attorneys (Table XXXI).

TABLE XXXI

A COMPARISON OF OCCUPATION AND LEGISLATIVE COMMITTEE MEMBERSHIP
OF LOUISIANA LEGISLATORS TO ENROLLMENT IN 4-H CLUBS, 1977

Enrollment in 4-H Club	Per Cent by			
	Occupation Attorney (N=37)	Farmer (N=9)	Legislative Committee Agriculture (N=22)	Labor & Industry (N=17)
Yes	41	78	73	47
No	59	22	27	53
Total	100	100	100	100

TABLE XXXII

A COMPARISON OF THE EXTENT OF FAMILIARITY OF LOUISIANA LEGISLATORS
AND THEIR PARTICIPATION IN COOPERATIVE EXTENSION PROGRAMS
ACCORDING TO PERCEIVED IMPORTANCE OF MAJOR EXTENSION PROGRAMS, 1977

Major Program Area	Perceived Importance	Per Cent (N=110)	Adjusted Means	
			Familiarity	Participation
Farm & Home Safety	Very Important	59	1.68	.31
	Fairly Important	36	1.79	.23
	Less Important	5	1.05	.31
	With 2 and 92 df/P		2.40/.0945	<1/.5508 N.S.

TABLE XXXII CONTINUED

A COMPARISON OF THE EXTENT OF FAMILIARITY OF LOUISIANA LEGISLATORS
AND THEIR PARTICIPATION IN COOPERATIVE EXTENSION PROGRAMS
ACCORDING TO PERCEIVED IMPORTANCE OF MAJOR EXTENSION PROGRAMS, 1977

Major Program Area	Perceived Importance	Per Cent (N=110)	Adjusted Means	
			Familiarity	Participation
4-H Youth Development	Very Important	81	1.67	.30
	Fairly Important	19	1.33	.26
	Less Important	0	0	0
	With 1 and 92 df/P		2.68/.1048	<1/.6397 N.S.
Food and Nutrition for Low Income	Very Important	50	1.72	.31
	Fairly Important	39	1.54	.33
	Less Important	11	1.27	.22
	With 2 and 92 df/P		1.29/.2809 N.S.	<1/.6916 N.S.
Farm Production	Very Important	76	1.53	.32
	Fairly Important	24	1.49	.25
	Less Important	0	0	0
	With 1 and 92 df/P		<1/.8452 N.S.	<1/.4365 N.S.

TABLE XXXII CONTINUED

A COMPARISON OF THE EXTENT OF FAMILIARITY OF LOUISIANA LEGISLATORS
AND THEIR PARTICIPATION IN COOPERATIVE EXTENSION PROGRAMS
ACCORDING TO PERCEIVED IMPORTANCE OF MAJOR EXTENSION PROGRAMS, 1977

Major Program Area	Perceived Importance	Per Cent (N=110)	Adjusted Means	
			Familiarity	Participation
Home and Family Life	Very Important	60	1.45	.32
	Fairly Important	28	1.26	.27
	Less Important	12	1.81	.25
	With 2 and 92 df/P		1.98/.1416	<1/.7871 N.S.
Soil & Water Conservation	Very Important	69	1.83	.39
	Fairly Important	25	1.56	.30
	Less Important	6	1.14	.15
	With 2 and 92 df/P		2.18/.1171	<1/.2710 N.S.
(a) Maximum Score = 3 (b) Maximum Score = 1				

Extent of Familiarity and Participation of Louisiana Legislators

When legislators were questioned about their familiarity with the Louisiana Cooperative Extension Service they were also asked about the opportunities they had for possible participation in Extension programs. A comparison was made between the extent of their familiarity and participation with their perceived importance to selected components.

With regard to participation there were no statistically significant differences observed in the six program components. The differences in familiarity are listed below.

Farm and Home Safety

The data in Table XXXII revealed that 95 per cent of the legislators considered the major emphasis program area of Farm and Home Safety as "very or fairly important." Legislators who indicated that the program component was important were much more familiar with the overall Extension program than those who felt this component was less important. This difference in the familiarity of legislators with overall Extension work by perceived importance of the program component Farm and Home Safety was statistically significant at the .0945 level.

The difference in participation of legislators in overall Extension work and perceived importance of this program component was not statistically significant (Table XXXII).

4-H Youth Development

All of the legislators questioned perceived 4-H Youth Development as an important component of the Louisiana Cooperative Extension educational program. Legislators indicating that this program area was very important, were more familiar with Extension programs than those who considered 4-H Youth Development only fairly important. This relationship was statistically significant at the .1048 level.

Food and Nutrition-Low Income

A total of 89 per cent of the legislators indicated that food and nutrition for low income families was a "very or fairly important" component of Extension programming. Legislators who indicated the program component was important were more familiar with the overall Extension program than those who considered the food-nutrition program for low income less important (Table XXXII).

The difference in familiarity with the overall Extension Service and the perceived importance of the food and nutrition program for low income was not statistically significant (Table XXXII).

Farm Production

A total of 100 per cent of the legislators questioned perceived farm production as a "very or fairly important" program area of the Extension Service. The difference in legislators participation with the overall Extension program and their perceived importance of farm production as a program component was not statistically significant (Table XXXII).

Home and Family Life

When legislators were asked about the perceived importance of home and family life, 88 per cent of them said it was "fairly or very important." The difference in familiarity with the overall Extension program and the legislator's perceived importance of home and family life as a major Extension program area was statistically significant at the .1416 level.

Legislators who were more familiar with the Extension Service considered the program component of Home and Family Life as more important than those legislators who were less familiar with the overall Extension program (Table XXXII).

Soil and Water Conservation

Table XXXII revealed that 94 per cent of the legislators considered Soil and Water Conservation as a major emphasis program area to be "very or fairly important." Legislators who indicated that the program area was important were much more familiar with the overall Extension program. The difference in familiarity with the overall Extension work and the perceived importance were statistically significant at the .1171 level.

The difference in participation with the overall Extension program and the perceived important was not statistically significant (Table XXXII).

TABLE XXXIII

A COMPARISON OF THE EXTENT OF FAMILIARITY OF LOUISIANA
LEGISLATORS AND THEIR PARTICIPATION IN COOPERATIVE
EXTENSION PROGRAMS ACCORDING TO PERCEIVED NEEDS
TO WORK WITH FARM AND HOME RELATED GROUPS, 1977

<u>Assistance to Groups</u>	<u>Per Cent</u> (N=112)	<u>Adjusted Means</u>	
		<u>Familiarity</u>	<u>Participation</u>
Yes	88	2.01	.44
No	12	1.25	.16
With 1 and 100 df		2.88/.0927	2.29/.1332

TABLE XXXIV

A COMPARISON OF THE EXTENT OF FAMILIARITY OF LOUISIANA
LEGISLATORS AND THEIR PARTICIPATION IN COOPERATIVE
EXTENSION PROGRAMS ACCORDING TO
WRITTEN REPORTS RECEIVED, 1977

<u>Receive Reports</u>	<u>Per Cent</u> (N=110)	<u>Adjusted Means</u>	
		<u>Familiarity</u>	<u>Participation</u>
Yes	76	2.14	.47
No	24	1.30	.26
Undecided	0	.00	.00
With 1 and 108 df/P		21.78/.0001	7.68/.0066

Farm and Home Organizations

A total of 88 per cent of the legislators indicated that they felt the Extension Service should continue to render assistance to farm and home related groups and organizations (Table XXXIII).

The data revealed that those legislators who favored this idea were more familiar with and had participated to a greater extent in Extension programs than their counterparts. These differences were statistically significant (Table XXXIII).

Reports Received

The data in Table XXXIV revealed that 76 per cent of the legislators had received reports from the Louisiana Cooperative Extension Service. Legislators who indicated they had received reports were much more familiar with the overall Extension program. The difference in familiarity with the overall Extension program of work and the reports received were statistically significant at the .0001 probability level.

The difference in participation with the reports received was statistically significant at the .0066 level of probability. Legislators who received reports were greater participants in Extension programming than those who had not received reports.

The difference in participation with the Extension program and the perceived importance of increased consumer services in urban areas was statistically significant at the .0997 level. Those legislators who participated in Extension programs also perceived a need for increased urban consumer services in Louisiana (Table XXXVI).

Specialization Trend

It was found that 87 per cent of the lawmakers felt that the trend for field agents to specialize in a particular area which may involve working in more than one parish in a specialized area such as clothing or soybeans was a move in the right direction (Table XXXVI). Legislators who indicated that specialization was important were much more familiar with the overall Extension program. The difference in familiarity with the overall Extension program and the perceived need for specialization was statistically significant at the .0438 level of probability.

Legislators who participated with the work of the Extension Service were more likely to see a need for specialization. The difference in participation with the Extension Service and the perceived need was statistically significant at the .0181 level (Table XXXVI).

TABLE XXXV

A COMPARISON OF THE EXTENT OF FAMILIARITY OF LOUISIANA
LEGISLATORS AND THEIR PARTICIPATION IN COOPERATIVE
EXTENSION PROGRAMS ACCORDING TO PERCEIVED
NEED FOR PROFESSIONAL IMPROVEMENT, 1977

<u>Professional Improvement</u>	<u>Per Cent</u> (N=103)	<u>Adjusted Means</u>	
		<u>Familiarity</u>	<u>Participation</u>
Yes	94	1.95	.42
No	6	1.66	.28
With f 1 and 101 df	P	<1/.4583	1.01/.3182

Professional Improvement

A total of 94 per cent of the interviewed legislators perceived a continued need for professional improvement of Extension personnel.

The difference in familiarity with the work of the Extension Service and the perceived need for professional training was not statistically significant. The difference in participation and the need for professional improvement was not statistically significant.

Urban Consumer Services

The data showed that 68 per cent of the legislators perceived increased consumer services to urban areas as an important direction for the Louisiana Extension Service. Legislators who indicated that increased urban consumer services were important were also more familiar with the overall Extension program.

TABLE XXXVI

A COMPARISON OF THE EXTENT OF FAMILIARITY OF LOUISIANA LEGISLATORS
AND THEIR PARTICIPATION IN COOPERATIVE EXTENSION PROGRAMS
ACCORDING TO FUTURE DIRECTIONS, 1977

Future Directions	Perceived As Important	Per Cent * (N=88)	Adjusted Means	
			Familiarity	Participation
Consumer Services Urban Areas	Yes	68	2.09	.48
	No	32	1.84	.35
	With 1 and 86 df P		1.63/.2052	2.78/.0997
Specialization	Yes	(N=97) 87	2.00	2.45
	No	13	1.44	1.63
	With 1 and 95 df P		4.17/.0438	5.78/.0181
Coastal Area Resources	Yes	(N=113) 83	1.91	.41
	No	17	1.70	.37
	With 1 and 101 df P		<1/.5108 N.S.	<1/.7427 N.S.

TABLE XXXVI CONTINUED

A COMPARISON OF THE EXTENT OF FAMILIARITY OF LOUISIANA LEGISLATORS
AND THEIR PARTICIPATION IN COOPERATIVE EXTENSION PROGRAMS
ACCORDING TO FUTURE DIRECTIONS, 1977

Future Directions	Perceived As Important	Per Cent *(N=99)	Adjusted Means	
			Familiarity	Participation
Energy Conservation	Yes	87	2.05	.43
	No	13	1.46	.23
	With 1 and 97 df P		5.26/.0240	3.81/.0537
(N=103)				
Nontraditional 4-H Enrollment Areas	Yes	80	1.90	.38
	No	20	1.84	.39
	With 1 and 101 df P		<1/.8006 N.S.	<1/.8640 N.S.

*N varies because "no responses" were omitted from the data.

Coastal Area Resources

In Table XXXVI it was found that 83 per cent of the legislators were in favor of extending educational programs to fisherman, shrimpers and trappers in the coastal areas of Louisiana. Those legislators who indicated that the program area was important were only slightly more familiar with the overall Extension program.

The differences in familiarity and participation with the overall Extension program and the perceived need for coastal area resources was not statistically significant (Table XXXVI).

Energy Conservation

A total of 87 per cent of those participating in the research, perceived a need for the Louisiana Cooperative Extension Service to become involved in energy education in the state (Table XXXVI).

Legislators who indicated that the program component was important were much more familiar with the program of work of the Extension Service. The difference in familiarity with the Extension Service and the perceived need for involvement in energy education was statistically significant at the .0240 level.

Likewise, legislators who perceived a need for involvement in energy education were participating in Extension program areas. The difference in participation with the overall Extension program and the perceived need for involvement was statistically significant at the .0537 level of probability (Table XXXVI).

Nontraditional 4-H Enrollment Areas

The data showed that four out of five of the interviewed legislators perceived a need for enrollment in nontraditional 4-H projects such as bicycle safety and photography. Legislators who perceived such a need were slightly more familiar with the overall Extension program than those lawmakers who did not see the need for nontraditional project areas (Table XXXVI).

The difference in familiarity and participation with the overall Extension program and the perceived need for enrollment in nontraditional 4-H projects were not statistically significant (Table XXXVI).

Past 4-H Enrollment

Table XXXVII showed that 43 per cent of the Louisiana legislature were formerly enrolled in a 4-H Club. The data revealed that legislators who were former members were only slightly more familiar with the overall Extension program than those legislators who were not enrolled. The difference in familiarity of the Extension Service and past enrollment in 4-H was not statistically significant.

On the other hand, past enrollment in a 4-H Club did influence participation with the Extension Service activities. Those lawmakers who were 4-H alumni participated more in the overall Extension program than those who had not been enrolled.

The difference in participation with the overall Extension work and past enrollment in a 4-H Club was statistically significant at the .0008 level.

TABLE XXXVII

A COMPARISON OF THE EXTENT OF FAMILIARITY OF LOUISIANA LEGISLATORS AND THEIR PARTICIPATION IN COOPERATIVE EXTENSION PROGRAMS ACCORDING TO PAST ENROLLMENT IN 4-H CLUBS, 1977

Past Enrollment	Per Cent (N=110)	Adjusted Means	
		Familiarity	Participation
Yes	43	1.60	.41
No	57	1.41	.15
		1.22/.2729 N.S.	12.03/.0008

With 1 and 92 df

Place of Residence

Of the legislators participating in the study, 42 per cent were from urban areas, 31 per cent were rural and 27 per cent from half urban and half rural residential areas (Table XXXVIII).

The data revealed that place of residence influenced the legislators familiarity with the overall Extension program. Legislators from rural area were most familiar with the Extension

programs as compared to the urban legislators who were least familiar. The difference in familiarity with the overall Extension program and the place of residence was statistically significant at the .0222 probability level.

The level of participation was also influenced by residential areas. Rural legislators had the highest level of participation. The difference in participation with the programs of the Louisiana Cooperative Extension Service and the places of residence was statistically significant at the .0589 level (Table XXXVIII).

Agriculture Committee

A total of 19 per cent of the legislators participating in the study served as members of the Agriculture Committee. The data revealed that members of the Agriculture Committee were more familiar with the overall Extension program than those legislators serving on the Labor and Industry Committee (Table XXXIX).

The difference in familiarity with the overall Extension program and membership on the Agriculture Legislative Committee was statistically significant at the .1132 level.

There were no statistically significant differences with participation in the overall Extension programs and membership on the Agriculture and Labor and Industry Committee (Table XXXIX).

TABLE XXXVIII

A COMPARISON OF THE EXTENT OF FAMILIARITY OF LOUISIANA
LEGISLATORS AND THEIR PARTICIPATION IN COOPERATIVE
EXTENSION PROGRAMS ACCORDING TO
PLACE OF RESIDENCE, 1977

Residence	Per Cent (N=110)	Adjusted Means	
		Familiarity	Participation
Urban	42	1.18	1.43
Half Urban & Half Rural	27	1.60	1.92
Rural	31	1.74	2.01
		3.94/.0222	2.89/.0589
With 2 and 92 df P			

Labor and Industry Committee

Table XXXIX revealed that 15 per cent of the legislators interviewed served as members of the Labor and Industry Committee. The difference in the familiarity and participation with the overall Extension program and membership on the Labor and Industry Committee was not statistically significant.

TABLE XXXIX

A COMPARISON OF THE EXTENT OF FAMILIARITY OF LOUISIANA
LEGISLATORS AND THEIR PARTICIPATION IN COOPERATIVE
EXTENSION PROGRAMS ACCORDING TO SELECTED
COMMITTEE MEMBERSHIP, 1977

Committee	Per Cent (N=110)	Adjusted Means	
		Familiarity	Participation
Agriculture			
Yes	19	1.66	.30
No	81	1.34	.26
		2.56/.1132	< 1/.6757 N.S.
With 1 and 92 df P			
Labor and Industry			
Yes	15	1.43	.24
No	85	1.59	.32
		< 1/.4494 N.S.	< 1/.4223 N.S.
With 1 and 92 df			

TABLE XL

A COMPARISON OF THE EXTENT OF FAMILIARITY OF LOUISIANA
LEGISLATORS AND THEIR PARTICIPATION IN COOPERATIVE
EXTENSION PROGRAMS ACCORDING TO
HOUSE MEMBERSHIP, 1977

House Membership	Per Cent (N=110)	Adjusted Means	
		Familiarity	Participation
House of Representative	77	1.56	.28
Senate	23	1.45	.27
		<1/.5421 N.S.	<1/.9669 N.S.
With 1 and 92 df P			

House Membership

Among those participating in the study, 77 per cent served in the Louisiana House of Representatives and 23 per cent in the Senate. Of the 144 members in the Louisiana Legislature, 73 per cent in the House of Representatives and 27 per cent served in the Senate.

It was found that familiarity and participation in the overall program of the Louisiana Cooperative Extension Service and service in the Louisiana House of Representatives or the Senate was not statistically significant. Levels of familiarity and participation with the Extension Service were nearly the same in the House of Representatives as in the Senate (Table XL).

CHAPTER V

SUMMARY, CONCLUSIONS AND RECOMMENDATIONS

SUMMARY

The Louisiana Cooperative Extension Service deals with the fundamental philosophy and objectives established by legislators and early founders of the complex organization. The system, like its counterparts in other states, includes work in agriculture, home economics, 4-H and youth development and other related areas. The diversification of Extensions programs are wide range and designed to meet the felt and unfelt needs of local clientele. Every year agriculture and political leaders of many other countries visit Louisiana to study a segment of the Cooperative Extension Service. They come to learn, study and evaluate the unique system. Another evaluation method of the Louisiana Cooperative Extension Service was an evaluation by political leaders from within the state.

The Louisiana Legislature, like its state counterparts, is the lawmaking body of the state. Their broad responsibilities include passing laws, making appropriations establishing policy and the "reviewing of agency operations to see that public laws are administered in accordance with legislative intent." (Public Affairs Research Council, 1976, 1).

Since the advent of the 1960's both the Louisiana Legislature and the Louisiana Cooperative Extension Service began to make changes within their respective organizations.

The Problem

As Louisiana's population began to shift from rural to urban areas, legislative redistribution shifted according. In 1952 urban legislators were 34.5 per cent of the Louisiana Legislature as compared to 66 per cent in 1972.

Traditionally the Cooperative Extension Service has had rural clientele and support. The technological world that "Extension helped give birth to is now sending forth new and perplexing strains" (Vines, 1976, 133). Society has shifted from an agrarian base to a value-oriented one.

Purpose of the Study

The main purpose of this study was to determine some of the attitudes and perceptions of the 1977 Louisiana legislature concerning the Louisiana Cooperative Extension Service and their relationships to certain variables.

Objectives of the Study

The study involved the following specific objectives:

1. To determine the possible association between the place of residence of state legislators and their familiarity with

field staff positions of the Extension Service and selected independent variables.

2. To determine the possible associations of occupations of legislators and their perception of the importance of selected areas of the Extension program.
3. To determine the possible associations of selected legislative committee membership and selected areas of the Extension program.
4. To determine the possible associations between the familiarity of the Louisiana legislator with the overall Extension program to other selected variables.
5. To determine the possible associations of the extent of participation of Louisiana legislators with the overall Extension program to other selected variables.
6. To determine the possible association of legislators perceptions of the Louisiana Extension Service to their degree of familiarity and participation with the Extension Service.

Methodology

Survey data were solicited from the total population of 144 Louisiana legislators (105 in the House of Representatives and 39 in the Senate). Usable data were obtained from 113 members of the population (79 per cent). Eighty-seven members (83 per cent) of the

House of Representatives and 26 Senators (67 per cent) participate in the research.

Data Collection. A questionnaire was hand delivered to all members of the Louisiana Legislature during the August 1977 special session held at the state capitol in Baton Rouge.

The questionnaire was designed to obtain data from 3 dependent variables: legislators' place of residence, a comparison of selected legislators occupations and legislative committees and comparisons of the extent of familiarity and participation of the legislators with the Louisiana Cooperative Extension Service. The independent variables were selected components of many facets of the overall Extension program.

Data Analysis. Statistical analyses of the data included the use of the chi square test of independence to determine the relationship between legislators' place of residence and their perception to selected variables related to the Cooperative Extension Service.

To determine the possible association between legislators' occupations and their membership on legislative committees with selected variables frequency tables were developed. Tests of statistical significance could not be run due to the small number of cases.

The regression procedure was used to determine the relationships between selected components of the Extension Service (familiarity and participation) independent variables and selected dependent variables.

Findings

The perceptions of the 1977 Louisiana Legislature about the Louisiana Cooperative Extension Service were summarized with regard to the relationships between the independent variables and selected variables which were treated as components of the overall Extension program. The variables selected were: familiarity with county agents, Extension home economists, participation in agriculture, home economics and 4-H, written reports received, and the importance of six major program areas of the Extension Service: farm and home safety, 4-H and youth development, food and nutrition for low income families, farm production, home and family life and soil and water conservation. Other variables were related to future directions in the Extension Service: increased urban consumer services, specialization, coastal area services, energy conservation and nontraditional 4-H projects. Other variables were assistance to farm and home related organizations, keeping legislators informed and past enrollment in 4-H.

Place of Residence. The chi square test of independence was the statistical analysis used to determine the relationships between legislators' place of residence and their perceptions to selected variables related to the Louisiana Cooperative Extension Service. The findings were as follows:

1. County agents were generally well known as 44 per cent of the legislators knew them "very well." They had the highest recognition level of all agents. County agents were better known by rural than urban legislators.
2. Two out of three of the legislators knew the home economists "fairly or very well." There were statistically significant differences with legislators' familiarity of home economists and county agents and place of residence. Like the county agent, the highest recognition level was from rural lawmakers.
3. There were statistically significant differences in legislator's place of residence and their participation in agriculture, home economics and 4-H programs. Almost three-fourths of rural legislators participated in agriculture programs as compared to 34 per cent of the urban legislators. Generally, participation in home economics programs by all legislators, regardless of residence, was much lower than agriculture participation. Legislators in the half urban and half rural area had the highest level of participation in 4-H Club programs.
4. There were statistically significant differences between legislators' having received written reports of the Extension Service and their place of residence. More legislators in half urban and half rural and rural areas received reports than those in urban areas.

5. There were statistically significant differences between legislators' place of residence and major emphasis areas of Extension programming - farm and home safety, 4-H and youth development, food and nutrition for low income families, farm production, home and family life and soil and water conservation. Legislators from half urban and half rural districts considered 4-H and youth development most important while rural legislators gave highest priority to the other five areas.
6. There were statistically significant differences between Extension's efforts to keep legislators informed and legislators' place of residence. Over 70 per cent of all legislators felt that Extension needed improvement in keeping legislators informed.
7. There were statistically significant differences between legislator's place of residence and future directions of the Extension Service - increased urban consumer services, specialization, coastal area services, energy conservation and nontraditional 4-H enrollment. Rural legislators felt that increased urban consumer services, energy conservation and nontraditional 4-H projects had highest priority while legislators from half urban and half urban felt specialization and coastal resources were needed.

8. There were statistically significant differences between former enrollment in 4-H Clubs and legislators' place of residence. Rural legislators had 71 per cent former enrollment as compared to 13 per cent for urban legislators.
9. There were statistically significant differences between legislators' place of residence and their membership in the Louisiana Legislature. Urban legislators comprised the largest portion (43 per cent) of the sample.

Comparison of Occupation and Legislative Committee Membership

The data revealed the following information:

1. "Farmer" legislators and Agriculture Committee members were more familiar with the county agent than attorney legislators and members of the Labor and Industry Committee.
2. Almost half of the "farmer" legislators and Agriculture Committee members were more familiar with the field staff position of home economist as compared to less than 20 per cent of the attorney legislators and Labor and Industry Committee members.
3. "Farmer" legislators and Agriculture Committee members were more familiar with the field staff position of 4-H Youth agent than "attorney" legislators and Labor and Industry Committee members.

4. All of the farmer legislators and 91 per cent of the Agriculture Committee had participated in agriculture programs as compared to less than 60 per cent of the "attorney" legislators and Labor and Industry Committee members.
5. Over three-fourths of the farmer legislators had participated in home economics programs as compared to less than 15 per cent of the "attorney" legislators and Agriculture and Labor and Industry Committee members.
6. More farmer legislators and Agriculture Committee members participated with 4-H Club programs than attorney legislators and Labor and Industry Committee members.
7. There was little difference in the degree of perceived importance of farm and home safety by "attorney" legislators and farmer legislators as compared to the Agriculture and Labor and Industry Committee.
8. Legislators in both groups (occupation and legislative committee members) considered 4-H Youth Development as "very important."
9. Labor and Industry Committee members and "attorney" legislators considered food and nutrition for low income families more important than "farmer" legislators and Agriculture Committee members.

10. Farmer legislators and Agriculture Committee members perceived the improvement of farm production practices as more important than "attorney" legislators and Labor and Industry Committee members.
11. Attorney legislators and members of the Agriculture Committee considered home and family life more important than Labor and Industry Committee members and "farmer" legislators.
12. Three-fourths of both legislative committees and all of the "farmer" legislators considered soil and water conservation very important.
13. All of the farmers and 70 per cent of the attorney legislators received Extension reports as compared to 77 per cent of the Agriculture Committee and 65 per cent of the Labor and Industry Committee.
14. Farmers and Agriculture Committee members perceived a need for increased consumer services in urban areas at a greater rate than attorney legislators and the Labor and Industry Committee members.
15. Over 83 per cent of both occupation and legislative groups felt that Extension's services to farm and home related organizations should be continued.
16. Over 78 per cent of both legislative groups and occupations perceived a continuing need for professional improvement of Extension personnel.

17. Over 59 per cent of the two selected occupations and legislative committees felt that Extension needed improvement in keeping legislators informed about Extensions programs and activities.
18. Over 80 per cent of both legislative committees felt that specialization was a move in the right direction as compared to the "lawyer" legislators (68 per cent) and "farmer" legislators (78 per cent).
19. Four out of five of the legislators in selected occupations and legislative committees felt a continuing need for extending coastal resources in the state of Louisiana.
20. Over 70 per cent of the selected occupation and committee member group reacted affirmatively to a need for energy conservation and enrollment in nontraditional 4-H projects.
21. "Farmer" legislators and Agriculture Committee members had a higher rate of past enrollment in 4-H Clubs than attorney legislators and Labor and Industry Committee members.

Comparison of the Extent of Familiarity of Louisiana Legislators and Their Participation in Cooperative Extension Programs According to Perceived Importance of Major Extension Programs

The regression procedure was used to determine the relationships of familiarity and participation in the overall Extension program with selected dependent variables. The results of the statistical analyses were as follows:

1. With regard to legislators participation, there were no statistically significant differences observed in the six major program areas: farm and home safety, 4-H youth development, food and nutrition for low income families, farm production, home and family life and soil and water conservation.
2. Legislators who indicated that Farm and Home Safety and Soil and Water Conservation were important were more familiar with the overall Extension program than those who felt these components were less important. This difference in legislators' familiarity with the overall Extension work by perceived importance of the program components was statistically significant.
3. There was a statistically significant difference in legislators' familiarity with the overall Extension program and their perceived importance of 4-H Youth development. All of the legislators perceived it as an important program component. Legislators who indicated 4-H Youth development was important knew more about the overall Extension program than those legislators who considered it only fairly important.
4. There was a statistically significant difference in legislators familiarity with the overall Extension program and their perceived importance of home and family life.

Legislators who were more familiar with the overall Extension program considered the program component as less important than those legislators who were less familiar with the Extension Service.

5. There were no statistically significant differences in legislator's familiarity with the overall Extension program and their perceived importance of food and nutrition for low income families and farm production as program components of the Extension Service.
6. There was a statistically significant difference in legislators familiarity with the overall Extension program and the perceived need for Extension to give assistance to farm and home related groups. Those legislators who favored this idea were more familiar with and had participated to a greater extent in Extension programs than their counterparts.
7. There was a statistically significant difference in the extent of legislators having received reports from Extension personnel and their familiarity and participation with the total Extension program. Legislators who received reports were greater participants in Extension programming than those who had not received reports.
8. There was no statistically significant difference between legislator's familiarity with the overall Extension program and opinion of need of professional improvement for Extension agents.

9. There were statistically significant differences between legislator's familiarity and participation with Extension and increased consumer services in urban areas, specialization and energy conservation. Those legislators who felt these areas were important were more familiar with the overall Extension program than those who considered it less important.
10. There were no statistically significant differences between legislators familiarity and participation with Extension and coastal area resources and enrollment in nontraditional 4-H projects.
11. There was no statistically significant difference between legislator's familiarity with the overall Extension program and past enrollment in 4-H. There was a statistically significant difference between participation in the overall Extension program and past enrollment in a 4-H Club. Those legislators who were formerly enrolled participated more than those legislators who were not formerly enrolled.
12. There was a statistically significant difference between legislators residence and familiarity and participation with the overall Extension program. Rural legislators were most familiar and participated more with Extension programs as compared to urban legislators who were least familiar and participated less.

13. There was a statistically significant difference between membership on the Legislative Agriculture Committee and familiarity with the overall Extension program. Those legislators knew more about the total Extension program than members of the Labor and Industry Committee. There was no statistical significance between membership in the Agriculture Committee and participation with the overall Extension program. The knowledge that members possessed did not entice them to participate more.
14. There were no statistically significant differences between membership in the Labor and Industry Committee and familiarity and participation in the overall Extension program.
15. There were no statistically differences between service in the House of Representatives or Senate with familiarity and participation in the overall Extension program.

CONCLUSIONS AND RECOMMENDATIONS

Conclusions

The study of attitudes and perceptions of the 1977 Louisiana legislature concerning the Louisiana Cooperative Extension Service has resulted in the following conclusions:

1. Legislators place of residence had a direct relationship with their familiarity of the overall Extension program. Rural legislators were more aware of and involved with Extension agents and the overall Extension program because of their familiarity. Their feelings about future directions in the Extension Service were statistically different from legislators in other areas. Urban legislators were generally less familiar with the Extension agents as well as the overall program. Efforts must be made to involve more urban legislators in all phases of Extension programming.
2. Legislators with farm related occupations and committee assignments were more familiar with the total Extension program than nonfarm related occupations and committees. Even though these groups knew more about Extension, this did not appear to influence participation. All legislators should be encouraged to become more involved in Extension programs.

3. The Louisiana Extension Service appears to still function from agriculturally-related roots and maintains the image of a rural base organization. The Extension image in program areas other than agriculture should be strengthened.

4. The rapport established by the Louisiana Extension Service with rural legislators is strong, viable and trustworthy. This same strength should be built in urban areas.

5. Legislators who knew more about the overall Extension program perceived greater importance for selected components of the Extension Service than those who knew less about the Extension Service. All Extension personnel need to work with area legislators to tell the Extension story.

6. All legislators perceived 4-H and youth development as an important area of work. The 4-H youth leaders could help to communicate the changing image of the Extension Service to legislators and the general public.

Recommendations

The following recommendations are made for the benefit of further research and study of the Louisiana Cooperative Extension Service.

1. All Extension personnel should inform and involve Louisiana legislators and other public officials in the overall Extension program, planning, execution and evaluation process. One legislator

summed it up as follows. "I would like to participate in helping the Extension Service, but have not been advised by them as to what is going on and how I can help."

2. Total Extension programs in urban areas need to strive for greater public recognition.

3. Extension home economics programs should work for a stronger identity throughout the state.

4. Extension programs in Louisiana need to improve their identity with nonfarm audiences.

5. Every legislator in the state should receive an annual report from Extension offices in their respective district.

6. Extension administrators should receive training in community and public relations.

SELECTED BIBLIOGRAPHY

BOOKS

- Caldwell, John Tyler. What A Document....That Land-Grant Act!
Madison, Wisconsin, Journal of Extension, 1976.
- Campbell, William Giles and Stephen Vaughn Ballou. Form and Style:
Fourth Edition. Boston: Houghton Mifflin, 1974.
- Dahl, Robert A. Who Governs? New Haven, Connecticut: Yale
University Press, 1961.
- DeGrazia, Alfred. General Theory of Apportionment, Volume 17,
New York, 1952.
- Diesslin, Howard G. Updating Staff in Specialized Agriculture,
Madison, Wisconsin, Journal of Extension, 1976.
- Jacob, Herbert and Kenneth N. Vines. Politics In the American States.
Boston: Little, Brown and Company, 1971.
- Lacy, Alex B., Jr. Power in American State Legislatures..The
Hague, Netherlands, 1967.
- Mifflin, S. Betty et al. New Dimensions in Programming: EFNEP.
Madison, Wisconsin, Journal of Extension, 1976.
- Raudabaugh, J. Neill. In Search of Better Service. Madison,
Wisconsin, Journal of Extension, 1976.
- Sanders, H. C. et al. The Cooperative Extension Service, Englewood
Cliffs, New Jersey. Prentice Hall, Incorporated, 1966.
- Thomson, Joan S., and Emory J. Brown. Partnerships in Transition.
Madison, Wisconsin, Journal of Extension, 1976.
- Vines, C. Austin and Marvin A. Anderson. Heritage Horizons -
Extension's Commitment to the People. Madison, Wisconsin,
Journal of Extension, 1976.
- Vitzthum, Edward F. and Robert J. Florell. The Cooperative Extension
Heritage. Madison, Wisconsin, Journal of Extension, 1976.

Wahlke, John C. and Eulau Heinz. Legislative Behavior: A Reader In Theory and Research. Illinois: Free Press of Glencoe, 1959.

Williamson, Frederick W. Origin and Growth of Agricultural Extension in Louisiana - 1860 - 1948, United States Department of Agriculture, 1951.

PERIODICALS

Harris, T. O. "Legislators of 1900 Meet in Capitol", Sunday Item and Tribune, February 13, 1938.

Miller, Paul A. "The Cooperative Extension Service: Paradoxical Servant - The Rural Precedent in Continuing Education", Syracuse, New York, 1973.

Prewitt, Kenneth and others, Public Opinion Quarterly, XXX (Winter, 1966-67), 569-582.

Public Affairs Research Council of Louisiana, Inc., Citizens Guide to the 1952 Louisiana Legislature; Baton Rouge, 1952.

Public Affairs Research Council of Louisiana, Inc., Citizens Guide to the 1956 Louisiana Legislature; Baton Rouge, 1956.

Public Affairs Research Council of Louisiana, Inc., Citizens Guide to the 1964 Louisiana Legislature; Baton Rouge, 1964.

Public Affairs Research Council of Louisiana, Inc., Citizens Guide to the 1968 Louisiana Legislature; Baton Rouge, 1968.

Public Affairs Research Council of Louisiana, Inc., Citizens Guide to the 1972 Louisiana Legislature; Baton Rouge, 1972.

Public Affairs Research Council of Louisiana, Inc., Citizens Guide to the 1976 Louisiana Legislature; Baton Rouge, 1972.

Public Affairs Research Council of Louisiana, Inc., Louisiana Lawmakers: A 25-Year Profile, 1975.

Schuck, Peter H. "Black Land-Grant Colleges," Saturday Review, LX, June, 1972.

Shreveport Times, "Louisiana In Top 10 States in Number of Black Legislators, February 19, 1972.

Weekly, Glenn E., "First Legislature Had No Money", Morning Advocate Magazine, July 11, 1948.

GOVERNMENT DOCUMENTS

U. S. Department of Agriculture. The Scope Report. Washington: U. S. Government Printing Office, 1958.

U. S. Department of Commerce. Bureau of the Census. Census of Populations, 1950, Washington: U. S. Government Printing Office, 1951.

U. S. Department of Commerce. Bureau of the Census. Populations: Louisiana 1970. Washington: U. S. Government Printing Office, 1970

UNPUBLISHED SOURCES

Brinkhaus, Armand J. Personal interview. Sunset, Louisiana, May 20, 1977.

Champagne, Walter J. Personal interview. Port Barre, Louisiana, June 15, 1977.

Cox, John A. Personal interview. Baton Rouge, Louisiana, September 1, 1977.

Crane, Wilder Willard Jr. "The Legislative Struggle in Wisconsin: Decision-Making in the 1957 Wisconsin Assembly." Unpublished PhD dissertation, University of Wisconsin, Madison, 1959.

Savoy, June. Personal Factors in the Louisiana State Legislature: 1952 Through 1972. Unpublished Master Thesis, University of Southwestern Louisiana, 1974.

Stirling, Kyd. "Extension Administration and State Legislative Process - A case Study of the 71st Missouri General Assembly." Unpublished PhD dissertation, University of Wisconsin, Madison, 1959.

APPENDICES

APPENDIX A

Dear Louisiana Legislator,

The Louisiana Cooperative Extension Service is appealing to you for your help. We ask only for a few minutes of your time. It will take about 8 minutes to answer these questions.

We are interested in surveying your feelings about the Louisiana Cooperative Extension Service. You can assist us to maintain and improve the quality of our services to the citizens of Louisiana by sharing your opinions with us.

You may be assured that your responses will be treated in a confidential manner.

In order for the information we obtain to be compiled, I would like to ask you to please return the questionnaire by September 15.

A self addressed stamped envelope is enclosed for your convenience in mailing the reply.

Thank you for helping us to conduct this important study for Louisiana.

Sincerely,

Katheleen F. Walker
Extension Home Economist
Louisiana Cooperative Extension
Service

KW/ejo

APPENDIX B

SURVEY ON FUTURE DIRECTIONS OF THE
COOPERATIVE EXTENSION SERVICE

The Louisiana Cooperative Extension Service is a joint educational agency sponsored by USDA, the state of Louisiana and parish school boards and police juries. The agency has offices in every parish in Louisiana.

The primary areas of emphasis of the Louisiana Cooperative Extension Service is the work of county agents in agriculture, home economists with homemaking and family life and 4-H agents working with youth.

1. How familiar are you with these 3 basic areas of extension service?

	<u>Very Familiar</u>	<u>Fairly Familiar</u>	<u>Slightly Familiar</u>	<u>Unfamiliar</u>
County Agents	_____	_____	_____	_____
Home Economists	_____	_____	_____	_____
4-H Agents	_____	_____	_____	_____

2. Have you ever had the opportunity to participate in any phase of these programs?

Check (✓) if appropriate	<u>Yes</u>	<u>No</u>
Agriculture	_____	_____
Home Economics	_____	_____
4-H	_____	_____

3. Have you ever received written reports on the work and accomplishments of the Louisiana Cooperative Extension Service?

Check one (✓).

_____ Yes

_____ No

4. Below are some of the major areas of emphasis in the work of the Louisiana Cooperative Extension Service. For each of these would you consider their importance by checking (✓) one in each area.

	<u>Very</u> <u>Important</u>	<u>Fairly</u> <u>Important</u>	<u>Less</u> <u>Important</u>
farm & home safety	_____	_____	_____
4-H youth development	_____	_____	_____
food & nutrition for low-income families	_____	_____	_____
improving farm production practices	_____	_____	_____
improving home and family life	_____	_____	_____
soil & water conservation	_____	_____	_____

5. Today there is a trend for the Extension Service to provide increased services to consumers in urban areas. Do you feel that Extension's efforts in this direction are warranted?

_____ Yes

_____ No

_____ Undecided

6. The Louisiana Cooperative Extension Service has traditionally provided leadership assistance to farm organizations and commodity groups such as the Louisiana Cattleman's Association, The Farm Bureau, Louisiana Extension Homemakers Council and the Rice Council. Do you feel that Extension's effort in this direction should be continued?

_____ Yes
 _____ No
 _____ Undecided

7. In Louisiana there are 362 parish agents. We are continually working to improve the professional training of our staff. At present, 3 have doctors degrees, 178 masters degrees and 181 bachelors degrees. Do you feel that Extension should continue to emphasize professional improvement?

_____ Yes
 _____ No
 _____ Undecided

8. The Extension Service has continuously encouraged field agents to keep legislators informed about Extensions' activities. Do you think we have succeeded in doing this or need to improve?

_____ been successful
 _____ need to improve

9. Traditionally, Extension agents in agriculture and home economics have been generalists. In recent years there has been a trend for field agents to specialize in a particular area which may involve working in more than 1 parish in a specialized area such as soybeans or clothing. Since home economics and agriculture have become more scientific, we have tended to follow the same pattern. Do you feel that this trend is a trend in the right direction?

_____ Yes
_____ No
_____ Undecided

10. In recent years there has been emphasis on the resources of coastal area. Several sea grants have evolved and LSU is involved in some of these. The Louisiana Cooperative Extension Service has 2 specialists and 5 agents working with fisherman, shrimpers and trappers. Do you feel Louisiana Cooperative Extension Service is justified in extending educational programs in this area?

_____ Yes
_____ No
_____ Undecided

11. With increasing emphasis on the need for energy conservation, do you feel that Extension can play an important role in helping citizens of Louisiana in energy education because of the wide diversity of audiences reached?

_____ Yes
_____ No
_____ Undecided

12. At the present time, the 4-H Clubs in Louisiana with an enrollment of 83,250 students offer 51 different projects. Some of the projects reflect a trend toward nontraditional areas such as automotive, woodworking, photography and forest ecology. Do you feel that a trend such as this is warranted?

_____ Yes
_____ No
_____ Undecided

13. Were you ever enrolled in a 4-H Club?

_____ Yes
_____ No

15. How many years of service do you have as a Louisiana legislator?

_____ House of Representative

_____ Senate

_____ Total

16. What is your

_____ Age

_____ Sex

_____ Race

_____ Marital Status

17. Occupation (when not in the legislature)

18. Political Party Affiliation

_____ Democrat

_____ Independent

_____ Republican

_____ Other

19. Committees of the legislature on which you are presently serving.

20. Is the parish where you reside primarily: (check one)

- urban
- about $\frac{1}{2}$ urban and $\frac{1}{2}$ rural
- rural

I welcome any comments you may have regarding the parish Extension Service(s) in your district and your perception of its present and future roles. You need not sign your name.

APPENDIX C

CODING SYSTEM

<u>Question</u>	<u>Code Used</u>
1 (a, b, c) 1 (unfamiliar) to 3 very familiar
2 (a, b, c) Yes = 1, No = 0
3 Yes = 1, No = 2, Undecided = 3
4 (a, b, c, d, e, f) 1 (less important) to 3 (very important)
5 Yes = 1, No = 2, Undecided = 3
6 Yes = 1, No = 2, Undecided = 3
7 Yes = 1, No = 2, Undecided = 3
8 Success = 1, Improve = 2
9 Yes = 1, No = 2, Undecided = 3
10 Yes = 1, No = 2, Undecided = 3
11 Yes = 1, No = 2, Undecided = 3
12 Yes = 1, No = 2, Undecided = 3
13 Yes = 1, No = 2
14 House of Representatives = 1 Senate = 2
15 Actual number of years
16 (a) Actual age
(b) Male = 1, female = 2
(c) White = 1, black = 2
(d) Single = 1, married = 2

QuestionCode Used

- 17 Attorney 1
Businessman 2
Farmer 3
School Administrator 4
or educator
Executive or administrator 5
Realtor 6
Insurance 7
Land manager 8
Production foreman 9
- 18 Democrat 1
Independent 2
Republican 3
Other 4

QuestionCode Used

19

. Yes = 1, No = 2

Agriculture

Natural Resources

Ways and Means

Judiciary

Senate and House Governmental Affairs

Education

Commerce

Health and Welfare

Finance/Fiscal

Public Works and Transportation

Local and Municipal

Retirement

Labor and Industry

Legislative Council

Criminal Justice

Civil Law

Appropriations

Budget

20

. Urban = 1

 $\frac{1}{2}$ Urban - $\frac{1}{2}$ Rural = 2

Rural = 3

VITA

Katheleen Faulk Walker

Born: October 23, 1942
New Iberia, Louisiana

Education: Kaplan High School - 1960
Kaplan, Louisiana

Louisiana State University
Baton Rouge, Louisiana

B.S. Home Economics - June 1964
M.S. Extension Education - August 1970

Employment: LSU Cooperative Extension Service
St. Landry Parish, Opelousas, Louisiana

Assistant Home Demonstration Agent - 1964
Associate Home Demonstration Agent - 1968
Extension Home Economist - 1970

Marital Status: Husband: Herbert Graham Walker
Children: Wesley Graham Walker
Cinnamon Jill Walker

Scholastic Awards: Recipient - National Association of
Extension Home Economist Scholarship - 1976
Epsilon Sigma Phi
Gamma Sigma Delta

Professional Organizations: American Home Economics Association
National Association of Extension Home
Economist
Louisiana Association of Extension Home
Economist
Louisiana Home Economics Association

Other: Outstanding Young Woman of Louisiana - 1975
General Federation of Women's Club Officer -
Director of Junior Clubs - 1974-76
Louisiana Federation of Women's Clubs -
Second Vice President - 1976-78


EXAMINATION AND THESIS REPORT

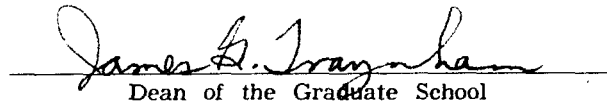
Candidate: . Katheleen F. Walker

Major Field: Extension Education

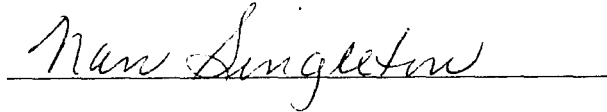
Title of Thesis: Attitudes and Perceptions of the Louisiana Legislature (1977)
Concerning the Louisiana Cooperative Extension Service


Approved:


Major Professor and Chairman


Dean of the Graduate School

EXAMINING COMMITTEE:









Date of Examination:

December 1, 1977