

# Erratum

Systems Biology
























## Automatic recognition and annotation of gene expression patterns of fly embryos

Jie Zhou and Hanchuan Peng

Vol. 23, No. 5, 2007, pp. 589–596  
doi:10.1093/bioinformatics/btl680








The publishers would like to apologize for the omission of some images from Table 3 in this article. The complete table is given below.

**Table 3.** Predicted annotations for images at stage 11–12

	Gene name	Pattern image	Rank score	Annotation terms					Our automatic annotations	Manual annotations from BDGP experts
				HPP	PMP	AMP	PP	DEP		
1	CG10535		0.95	–	1	1	–	–	PMP; AMP	PMP; AMP
2	CG3224		0.94	–	0.98	1	–	–	PMP; AMP	PMP; AMP
3	CG33071		0.94	–	0.97	0.99	–	–	PMP; AMP	PMP; AMP
4	CG9322		0.94	0.99	–	–	–	0.97	HPP; DEP	HPP; DEP
5	DI (CG3619)		0.94	0.97	1	1	0.95	0.9	HPP; PMP; AMP; PP; DEP	HPP; PMP; AMP; PP; DEP
6	Toll-6 (CG7250)		0.94	–	–	–	0.99	0.99	PP; DEP	PP; DEP
7	Wnt4 (CG4698)		0.94	0.99	–	–	0.95	0.96	HPP; PP; DEP	HPP; PP; DEP
8	yellow-e3 (CG17045)		0.94	0.99	–	–	0.94	1	HPP; PP; DEP	HPP; PP; DEP
9	CG32685		0.93	–	–	0.96	0.98	–	AMP; PP;	AMP; PP
10	CG9836		0.93	0.99	0.94	0.94	–	–	HPP; PMP; AMP	Annotations are missing in BDGP
11	TXBP181-like (CG2072)		0.93	–	0.98	0.97	–	–	PMP; AMP	PMP; AMP
12	bowl (CG10021)		0.93	–	0.98	0.98	–	–	PMP; AMP	Annotations are missing in BDGP
13	bys (CG1430)		0.93	–	0.99	1	–	0.88	PMP; AMP; DEP	PMP; AMP
14	CG6361		0.92	–	0.94	0.95	–	0.97	PMP; AMP; DEP	PMP; AMP; DEP
15	CG7993		0.92	0.89	0.95	0.99	–	–	HPP; PMP; AMP	PMP; AMP
16	GATAe (CG10278)		0.92	–	0.97	0.97	–	–	PMP; AMP	PMP; AMP
17	Ugt36Bc (CG17932)		0.92	–	0.94	1	–	–	PMP; AMP	PMP; AMP
18	car (CG12230)		0.92	–	0.95	0.99	–	–	PMP; AMP	PMP; AMP
19	dbo (CG6224)		0.92	0.97	–	–	0.96	–	HPP; PP	HPP; PP
20	CG13126		0.92	–	0.97	0.95	–	–	PMP; AMP	PMP; AMP
21	CG33099		0.91	0.85	0.97	1	–	–	HPP; PMP; AMP	AMP
22	CG10440		0.91	–	–	–	0.96	0.95	PP; DEP	PP
23	Ip259 (CG5277)		0.91	0.82	1	0.99	–	–	HPP; PMP; AMP	HPP; PMP; AMP

(continued)

Table 3. Continued

	Gene name	Pattern image	Rank score	Annotation terms					Our automatic annotations	Manual annotations from BDGP experts
				HPP	PMP	AMP	PP	DEP		
24	NetA (CG18657)		0.91	–	–	–	1	–	PP	PP
25	Pfrx (CG3400)		0.91	–	0.96	0.95	–	–	PMP; AMP	PMP; AMP
26	SP555 (CG14041)		0.91	–	–	–	1	–	PP	PP
27	Tom40 (CG12157)		0.91	1	–	–	–	–	HPP	HPP
28	Ugt37b1 (CG9481)		0.91	–	–	–	1	–	PP	PP
29	bnl (CG4608)		0.91	–	–	–	–	1	DEP	DEP
30	fkh (CG10002)		0.91	0.89	0.94	0.98	–	–	HPP; PMP; AMP	HPP; PMP; AMP; PP

Terms: HPP, hindgut proper primordium; PMP, posterior midgut primordium; AMP, anterior midgut primordium; PP, protocerebrum primordium; DEP, dorsal epidermis primordium.