

Azimuthally sensitive HBT in Au+Au collisions at $\sqrt{s_{NN}} = 200$ GeV

J. Adams,³ C. Adler,¹³ M.M. Aggarwal,²⁷ Z. Ahammed,⁴⁰ J. Amonett,¹⁹ B.D. Anderson,¹⁹ D. Arkhipkin,¹²
 G.S. Averichev,¹¹ S.K. Badyal,¹⁸ J. Balewski,¹⁵ O. Barannikova,^{30,11} L.S. Barnby,³ J. Baudot,¹⁷ S. Bekele,²⁶
 V.V. Belaga,¹¹ R. Bellwied,⁴³ J. Berger,¹³ B.I. Bezverkhny,⁴⁵ S. Bhardwaj,³¹ A.K. Bhati,²⁷ H. Bichsel,⁴²
 A. Billmeier,⁴³ L.C. Bland,² C.O. Blyth,³ B.E. Bonner,³² M. Botje,²⁵ A. Boucham,³⁶ A. Brandin,²³ A. Bravar,²
 R.V. Cadman,¹ X.Z. Cai,³⁵ H. Caines,⁴⁵ M. Calderón de la Barca Sánchez,² J. Carroll,²⁰ J. Castillo,²⁰
 D. Cebra,⁵ P. Chaloupka,¹⁰ S. Chattopadhyay,⁴⁰ H.F. Chen,³⁴ Y. Chen,⁶ S.P. Chernenko,¹¹ M. Cherney,⁹
 A. Chikanian,⁴⁵ W. Christie,² J.P. Coffin,¹⁷ T.M. Cormier,⁴³ J.G. Cramer,⁴² H.J. Crawford,⁴ D. Das,⁴⁰ S. Das,⁴⁰
 A.A. Derevschikov,²⁹ L. Didenko,² T. Dietel,¹³ W.J. Dong,⁶ X. Dong,^{34,20} J.E. Draper,⁵ F. Du,⁴⁵ A.K. Dubey,¹⁶
 V.B. Dunin,¹¹ J.C. Dunlop,² M.R. Dutta Majumdar,⁴⁰ V. Eckardt,²¹ L.G. Efimov,¹¹ V. Emelianov,²³ J. Engelage,⁴
 G. Eppley,³² B. Erazmus,³⁶ M. Estienne,³⁶ P. Fachini,² V. Faine,² J. Faivre,¹⁷ R. Fatemi,¹⁵ K. Filimonov,²⁰
 P. Filip,¹⁰ E. Finch,⁴⁵ Y. Fisyak,² D. Flierl,¹³ K.J. Foley,² J. Fu,⁴⁴ C.A. Gagliardi,³⁷ N. Gagunashvili,¹¹ J. Gans,⁴⁵
 M.S. Ganti,⁴⁰ L. Gaudichet,³⁶ F. Geurts,³² V. Ghazikhanian,⁶ P. Ghosh,⁴⁰ J.E. Gonzalez,⁶ O. Grachov,⁴³
 O. Grebenyuk,²⁵ S. Gronstal,⁹ D. Grosnick,³⁹ S.M. Guertin,⁶ A. Gupta,¹⁸ T.D. Gutierrez,⁵ T.J. Hallman,²
 A. Hamed,⁴³ D. Hardtke,²⁰ J.W. Harris,⁴⁵ M. Heinz,⁴⁵ T.W. Henry,³⁷ S. Heppelmann,²⁸ B. Hippolyte,⁴⁵
 A. Hirsch,³⁰ E. Hjort,²⁰ G.W. Hoffmann,³⁸ M. Horsley,⁴⁵ H.Z. Huang,⁶ S.L. Huang,³⁴ E. Hughes,⁷ T.J. Humanic,²⁶
 G. Igo,⁶ A. Ishihara,³⁸ P. Jacobs,²⁰ W.W. Jacobs,¹⁵ M. Janik,⁴¹ H. Jiang,^{6,20} I. Johnson,²⁰ P.G. Jones,³
 E.G. Judd,⁴ S. Kabana,⁴⁵ M. Kaplan,⁸ D. Keane,¹⁹ V.Yu. Khodyrev,²⁹ J. Kiryluk,⁶ A. Kisiel,⁴¹ J. Klay,²⁰
 S.R. Klein,²⁰ A. Klyachko,¹⁵ D.D. Koetke,³⁹ T. Kollegger,¹³ M. Kopytine,¹⁹ L. Kotchenda,²³ A.D. Kovalenko,¹¹
 M. Kramer,²⁴ P. Kravtsov,²³ V.I. Kravtsov,²⁹ K. Krueger,¹ C. Kuhn,¹⁷ A.I. Kulikov,¹¹ A. Kumar,²⁷ G.J. Kunde,⁴⁵
 C.L. Kunz,⁸ R.Kh. Kutuev,¹² A.A. Kuznetsov,¹¹ M.A.C. Lamont,³ J.M. Landgraf,² S. Lange,¹³ B. Lasiuk,⁴⁵
 F. Laue,² J. Lauret,² A. Lebedev,² R. Lednický,¹¹ M.J. LeVine,² C. Li,³⁴ Q. Li,⁴³ S.J. Lindenbaum,²⁴
 M.A. Lisa,²⁶ F. Liu,⁴⁴ L. Liu,⁴⁴ Z. Liu,⁴⁴ Q.J. Liu,⁴² T. Ljubicic,² W.J. Llope,³² H. Long,⁶ R.S. Longacre,²
 M. Lopez-Noriega,²⁶ W.A. Love,² T. Ludlam,² D. Lynn,² J. Ma,⁶ Y.G. Ma,³⁵ D. Magestro,²⁶ S. Mahajan,¹⁸
 L.K. Mangotra,¹⁸ D.P. Mahapatra,¹⁶ R. Majka,⁴⁵ R. Manweiler,³⁹ S. Margetis,¹⁹ C. Markert,⁴⁵ L. Martin,³⁶
 J. Marx,²⁰ H.S. Matis,²⁰ Yu.A. Matulenko,²⁹ C.J. McClain,¹ T.S. McShane,⁹ F. Meissner,²⁰ Yu. Melnick,²⁹
 A. Meschanin,²⁹ M.L. Miller,⁴⁵ Z. Milosevich,⁸ N.G. Minaev,²⁹ C. Mironov,¹⁹ A. Mischke,²⁵ D. Mishra,¹⁶
 J. Mitchell,³² B. Mohanty,⁴⁰ L. Molnar,³⁰ C.F. Moore,³⁸ M.J. Mora-Corral,²¹ D.A. Morozov,²⁹ V. Morozov,²⁰
 M.M. de Moura,³³ M.G. Munhoz,³³ B.K. Nandi,⁴⁰ S.K. Nayak,¹⁸ T.K. Nayak,⁴⁰ J.M. Nelson,³ P.K. Netrakanti,⁴⁰
 V.A. Nikitin,¹² L.V. Nogach,²⁹ B. Norman,¹⁹ S.B. Nurushev,²⁹ G. Odyniec,²⁰ A. Ogawa,² V. Okorokov,²³
 M. Oldenburg,²⁰ D. Olson,²⁰ G. Paic,²⁶ S.K. Pal,⁴⁰ Y. Panebratsev,¹¹ S.Y. Panitkin,² A.I. Pavlinov,⁴³ T. Pawlak,⁴¹
 T. Peitzmann,²⁵ V. Perevoztchikov,² C. Perkins,⁴ W. Peryt,⁴¹ V.A. Petrov,¹² S.C. Phatak,¹⁶ R. Picha,⁵
 M. Planinic,⁴⁶ J. Pluta,⁴¹ N. Porile,³⁰ J. Porter,² A.M. Poskanzer,²⁰ M. Potekhin,² E. Potrebenikova,¹¹
 B.V.K.S. Potukuchi,¹⁸ D. Prindle,⁴² C. Pruneau,⁴³ J. Putschke,²¹ G. Rai,²⁰ G. Rakness,¹⁵ R. Raniwala,³¹
 S. Raniwala,³¹ O. Ravel,³⁶ R.L. Ray,³⁸ S.V. Razin,^{11,15} D. Reichhold,³⁰ J.G. Reid,⁴² G. Renault,³⁶ F. Retiere,²⁰
 A. Ridiger,²³ H.G. Ritter,²⁰ J.B. Roberts,³² O.V. Rogachevski,¹¹ J.L. Romero,⁵ A. Rose,⁴³ C. Roy,³⁶ L.J. Ruan,^{34,2}
 R. Sahoo,¹⁶ I. Sakrejda,²⁰ S. Salur,⁴⁵ J. Sandweiss,⁴⁵ I. Savin,¹² J. Schambach,³⁸ R.P. Scharenberg,³⁰ N. Schmitz,²¹
 L.S. Schroeder,²⁰ K. Schweda,²⁰ J. Seger,⁹ P. Seyboth,²¹ E. Shahaliev,¹¹ M. Shao,³⁴ W. Shao,⁷ M. Sharma,²⁷
 K.E. Shestermanov,²⁹ S.S. Shimanskii,¹¹ R.N. Singaraju,⁴⁰ F. Simon,²¹ G. Skoro,¹¹ N. Smirnov,⁴⁵ R. Snellings,²⁵
 G. Sood,²⁷ P. Sorensen,²⁰ J. Sowinski,¹⁵ J. Speltz,¹⁷ H.M. Spinka,¹ B. Srivastava,³⁰ T.D.S. Stanislaus,³⁹ R. Stock,¹³
 A. Stolpovsky,⁴³ M. Strikhanov,²³ B. Stringfellow,³⁰ C. Struck,¹³ A.A.P. Suaide,³³ E. Sugarbaker,²⁶ C. Suire,²
 M. Šumbera,¹⁰ B. Surrow,² T.J.M. Symons,²⁰ A. Szanto de Toledo,³³ P. Szarwas,⁴¹ A. Tai,⁶ J. Takahashi,³³
 A.H. Tang,^{2,25} D. Thein,⁶ J.H. Thomas,²⁰ S. Timoshenko,²³ M. Tokarev,¹¹ M.B. Tonjes,²² T.A. Trainor,⁴²
 S. Trentalange,⁶ R.E. Tribble,³⁷ O. Tsai,⁶ T. Ullrich,² D.G. Underwood,¹ G. Van Buren,² A.M. VanderMolen,²²
 R. Varma,¹⁴ I. Vasilevski,¹² A.N. Vasiliev,²⁹ R. Vernet,¹⁷ S.E. Vigdor,¹⁵ Y.P. Viyogi,⁴⁰ S.A. Voloshin,⁴³
 M. Vznuzdaev,²³ W. Waggoner,⁹ F. Wang,³⁰ G. Wang,⁷ G. Wang,¹⁹ X.L. Wang,³⁴ Y. Wang,³⁸ Z.M. Wang,³⁴
 H. Ward,³⁸ J.W. Watson,¹⁹ J.C. Webb,¹⁵ R. Wells,²⁶ G.D. Westfall,²² C. Whitten Jr.,⁶ H. Wieman,²⁰
 R. Willson,²⁶ S.W. Wissink,¹⁵ R. Witt,⁴⁵ J. Wood,⁶ J. Wu,³⁴ N. Xu,²⁰ Z. Xu,² Z.Z. Xu,³⁴ E. Yamamoto,²⁰
 P. Yepes,³² V.I. Yurevich,¹¹ B. Yuting,²⁵ Y.V. Zanevski,¹¹ H. Zhang,^{45,2} W.M. Zhang,¹⁹ Z.P. Zhang,³⁴
 Z.P. Zhaomin,³⁴ Z.P. Zizong,³⁴ P.A. Żołnierczuk,¹⁵ R. Zoukarnneev,¹² J. Zoukarnneeva,¹² and A.N. Zubarev¹¹

(STAR Collaboration)

- ¹Argonne National Laboratory, Argonne, Illinois 60439
²Brookhaven National Laboratory, Upton, New York 11973
³University of Birmingham, Birmingham, United Kingdom
⁴University of California, Berkeley, California 94720
⁵University of California, Davis, California 95616
⁶University of California, Los Angeles, California 90095
⁷California Institute of Technology, Pasadena, California 91125
⁸Carnegie Mellon University, Pittsburgh, Pennsylvania 15213
⁹Creighton University, Omaha, Nebraska 68178
¹⁰Nuclear Physics Institute AS CR, Řež/Prague, Czech Republic
¹¹Laboratory for High Energy (JINR), Dubna, Russia
¹²Particle Physics Laboratory (JINR), Dubna, Russia
¹³University of Frankfurt, Frankfurt, Germany
¹⁴Indian Institute of Technology, Mumbai, India
¹⁵Indiana University, Bloomington, Indiana 47408
¹⁶Institute of Physics, Bhubaneswar 751005, India
¹⁷Institut de Recherches Subatomiques, Strasbourg, France
¹⁸University of Jammu, Jammu 180001, India
¹⁹Kent State University, Kent, Ohio 44242
²⁰Lawrence Berkeley National Laboratory, Berkeley, California 94720
²¹Max-Planck-Institut für Physik, Munich, Germany
²²Michigan State University, East Lansing, Michigan 48824
²³Moscow Engineering Physics Institute, Moscow Russia
²⁴City College of New York, New York City, New York 10031
²⁵NIKHEF, Amsterdam, The Netherlands
²⁶Ohio State University, Columbus, Ohio 43210
²⁷Panjab University, Chandigarh 160014, India
²⁸Pennsylvania State University, University Park, Pennsylvania 16802
²⁹Institute of High Energy Physics, Protvino, Russia
³⁰Purdue University, West Lafayette, Indiana 47907
³¹University of Rajasthan, Jaipur 302004, India
³²Rice University, Houston, Texas 77251
³³Universidade de Sao Paulo, Sao Paulo, Brazil
³⁴University of Science & Technology of China, Anhui 230027, China
³⁵Shanghai Institute of Nuclear Research, Shanghai 201800, P.R. China
³⁶SUBATECH, Nantes, France
³⁷Texas A&M University, College Station, Texas 77843
³⁸University of Texas, Austin, Texas 78712
³⁹Valparaiso University, Valparaiso, Indiana 46383
⁴⁰Variable Energy Cyclotron Centre, Kolkata 700064, India
⁴¹Warsaw University of Technology, Warsaw, Poland
⁴²University of Washington, Seattle, Washington 98195
⁴³Wayne State University, Detroit, Michigan 48201
⁴⁴Institute of Particle Physics, CCNU (HZNU), Wuhan, 430079 China
⁴⁵Yale University, New Haven, Connecticut 06520
⁴⁶University of Zagreb, Zagreb, HR-10002, Croatia

(Dated: December 9, 2003)

We present the results of a systematic study of two-pion Hanbury Brown-Twiss (HBT) interferometry relative to the reaction plane in Au+Au collisions at RHIC. Oscillations of the extracted HBT radii vs. emission angle indicate sources elongated perpendicular to the reaction plane at pion freeze-out. The relative amplitudes of the oscillations increase from central to peripheral collisions, reflecting the larger initial spatial anisotropy of the collision. The results indicate that the pressure and expansion time of the collision system are not sufficient to completely quench its initial shape.

PACS numbers: 25.75.Gz, 25.75.Ld

Relativistic heavy ion collisions are believed to reach sufficiently high energy densities and temperatures for the possible formation of a quark-gluon plasma (QGP) [1]. Hanbury Brown-Twiss (HBT) interferometry [2] of

two particle Bose-Einstein correlations directly accesses the space-time structure of the emitting source formed in these collisions, providing crucial probes of the system dynamics. At the Relativistic Heavy Ion Collider

(RHIC), identical-pion HBT studies in Au+Au collisions at $\sqrt{s_{NN}} = 130$ GeV [3, 4] yielded an apparent source size quantitatively consistent with measurements at lower energies, in contrast to predictions of larger sources based on QGP formation [5]. In addition, hydrodynamical models, successful at RHIC in describing momentum-space quantities such as transverse momentum spectra and elliptic flow [6], have failed to reproduce the small HBT radii [7]. This so-called “HBT puzzle” [8, 9] might arise because the system’s lifetime is shorter than predicted by models.

In non-central collisions, azimuthally-sensitive HBT performed relative to the reaction plane provides a measure of the anisotropic source shape and collective flow gradients at freeze-out [10, 11, 12, 13]. In such collisions, the initial anisotropic collision geometry generates greater transverse pressure gradients in the reaction plane than perpendicular to it. This leads to preferential in-plane expansion (elliptic flow) [6, 14, 15, 16] which diminishes the initial spatial anisotropy. The final (freeze-out) source shape should be sensitive to the evolution of the pressure gradients and the system lifetime; a long-lived system would be less out-of-plane extended and perhaps in-plane extended. Also, hydrodynamic calculations [17] predict a strong sensitivity of the HBT parameters to the early conditions in the collision system and show that, while the system may still be *out-of-plane* extended after hydrodynamic evolution, a subsequent rescattering phase [18] tends to make the final source *in-plane*. Therefore knowledge of the freeze-out source shape might discriminate among scenarios of the system’s evolution.

In this Letter, we present results of a systematic study of azimuthally-sensitive HBT in Au+Au collisions at $\sqrt{s_{NN}} = 200$ GeV. These results allow for first studies of the relationship between the initial and final eccentricities of the system. Implications for hydrodynamical models and scenarios for collision evolution are discussed.

The measurements were made using the STAR detector [19] at RHIC. Particle trajectories and momenta were reconstructed using a Time Projection Chamber (TPC) with full azimuthal coverage, located inside a 0.5 Tesla solenoidal magnet. Au+Au events with primary vertices ≤ 25 cm longitudinally of the TPC center were placed into centrality classes following Ref. [20]. A high-multiplicity triggered dataset of 500k events was used for the most central bin (0–5% total cross section), and a minimum bias dataset of 1.6 million events was used for all other centrality classes (5–10%, 10–20%, 20–30% and 30–80%). The second-order event plane angle Ψ_2 [21] for each event was determined from the weighted sum of primary charged-particle transverse momenta (\vec{p}_T) [22]. Within the resolution which we determine from the random subevent method [21], $\Psi_2 \approx \Psi_{rp}$ (true reaction plane angle) or $\Psi_2 \approx \Psi_{rp} + \pi$; *i.e.* the direction of the impact parameter vector is determined up to a sign [21], and the measured event plane is roughly coplanar with the true

reaction plane [23].

Pion candidates, selected according to their specific energy loss (dE/dx) in the TPC in the rapidity range $|y| < 0.5$, were required to pass within 3 cm of the primary vertex and contain > 15 (out of 45) TPC space points in the reconstructed trajectory. Pion pairs were subjected to two requirements. To account for reconstructing a single particle trajectory as two tracks, a topological cut is applied in which a minimum fraction of TPC pad layers must show distinct hits for both tracks. To reduce the effect of merging two particle trajectories into a single reconstructed track, an additional topological cut requires that the number of *merged* TPC hits falls below a maximum fraction. The latter cut leads to a systematic error that depends on the event multiplicity and the transverse momentum of the tracks [3].

Pairs of like-sign pions were placed into bins of $\Phi' \equiv \phi_{\text{pair}} - \Psi_2$, where ϕ_{pair} is the azimuthal angle of the pair momentum [$\mathbf{k} = \frac{1}{2}(\mathbf{p}_1 + \mathbf{p}_2)$]. Because we use the 2nd-order reaction plane, Φ' is only defined in the range $(0, \pi)$. For each bin, a three-dimensional correlation function is constructed in the Pratt-Bertsch “out-side-long” decomposition [24] of the relative pair momentum \mathbf{q} . The numerator of the correlation function contains pairs of pions from the same event, and the denominator contains pairs of pions from different events which have similar primary vertex position, reaction plane orientation, multiplicity, and magnetic field orientation. π^- pairs and π^+ pairs were mixed separately due to charge-dependent acceptances but are combined to increase statistics; separate π^+ and π^- analyses showed no significant differences.

Finite reaction plane resolution and finite width of the Φ' bins reduce the measured oscillation amplitudes of HBT radii vs. Φ' . A model-independent correction procedure [25], applied to each \mathbf{q} -bin in the numerator and denominator of each correlation function, accounts for these effects and increases the amplitudes of the HBT radii vs. Φ ($\Phi \equiv \phi_{\text{pair}} - \Psi_{rp}$). The increase is roughly inversely proportional to the reaction plane resolution, *i.e.* the amplitudes increase ~ 10 –30%. All data were corrected using this procedure. Also, auto-correlation contributions to Φ were tested by selecting distinct sets of particles for event plane determination and HBT analysis, with no observed effect.

In addition, correlations due to final-state Coulomb repulsion must be accounted for, in order to isolate the Bose-Einstein correlations of interest. Traditionally this was accomplished by applying correction weights (determined by calculating the Coulomb correlation function $K(\mathbf{q})$ for a spherical Gaussian source [3]) to all pairs in the denominator. Recently, the CERES collaboration [26] noted that this approach actually over-corrects for the Coulomb effect, and advocated an improved procedure [27] which applies the Coulomb weight only to the fraction of pairs that participate in the Bose-Einstein correlation. We adopt this approach, and fit each exper-

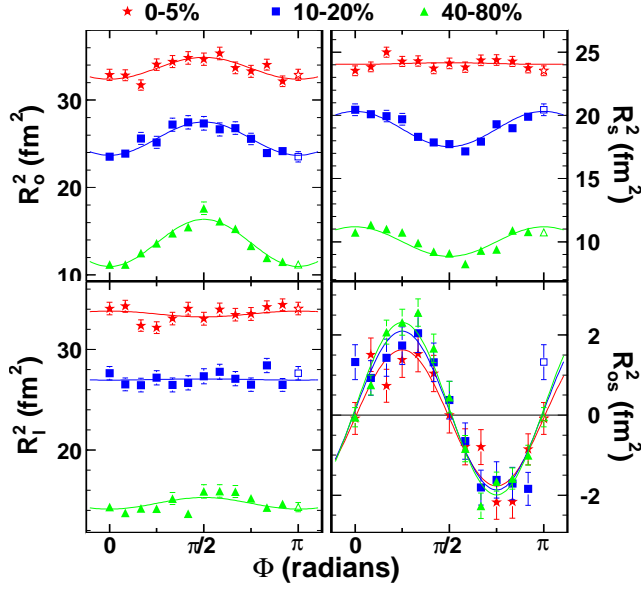


FIG. 1: (color online) Squared HBT radii using Eq. 1 relative to the reaction plane angle for three centrality classes. The solid lines show allowed [25] fits to the individual oscillations.

imental correlation function to the form:

$$C(\mathbf{q}, \Phi) = N \cdot [(1 - \lambda) \cdot 1 + \lambda \cdot K(\mathbf{q})(1 + G(\mathbf{q}, \Phi))], \quad (1)$$

where the $(1 - \lambda)$ and λ terms account for the non-participating and participating fractions of pairs, respectively, N is a normalization parameter, and $G(\mathbf{q}, \Phi)$ is the Gaussian correlation model [24]:

$$G(\mathbf{q}, \Phi) = e^{-q_o^2 R_o^2(\Phi) - q_s^2 R_s^2(\Phi) - q_l^2 R_l^2(\Phi) - q_o q_s R_{os}^2(\Phi)}. \quad (2)$$

R_i^2 are the squared HBT radii, where the l, s, o subscripts indicate the long (parallel to beam), side (perpendicular to beam and total pair momentum) and out (perpendicular to q_l and q_s) decomposition of \mathbf{q} with an additional cross term [28]. Fitting with Eq. 1 caused R_o to increase 10–20% compared to Coulomb-correcting all pairs. R_s and R_l , respectively, are consistent within errors for the two procedures.

Figure 1 shows the squared HBT radii, obtained using Eq. 1, as a function of Φ for three centrality classes. All pairs with pair transverse momentum $0.15 \leq k_T \leq 0.6$ GeV/c are included, and each centrality is divided into 12 Φ bins of 15° width. The data point at $\Phi = \pi$ is the reflected $\Phi = 0$ value. For each centrality-radius parameter combination, a solid line indicates a Fourier expansion of the allowed oscillations [25]:

$$R_{\mu,n}^2(k_T) = \begin{cases} \langle R_\mu^2(k_T, \Phi) \cos(n\Phi) \rangle & (\mu = o, s, l) \\ \langle R_\mu^2(k_T, \Phi) \sin(n\Phi) \rangle & (\mu = os) \end{cases}. \quad (3)$$

As expected [3], the 0th-order Fourier coefficient (FC) indicates larger apparent source sizes for more central

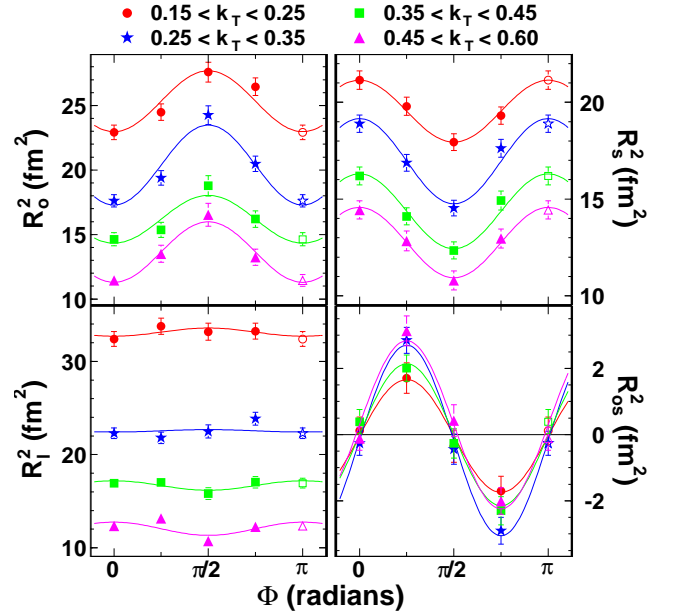


FIG. 2: (color online) Squared HBT radii relative to reaction plane angle for four k_T (GeV/c) bins, 20–30% centrality events. The solid lines show allowed [25] fits to the individual oscillations.

collisions. We verified that the 0th-order FC corresponds to the HBT radii obtained in an azimuthally-integrated analysis.

Strong 2nd-order oscillations are observed for R_o^2 , R_s^2 and R_{os}^2 , and the signs of the oscillations are qualitatively self-consistent [10, 25], though the amplitude for most-central events is small. Similar oscillations were observed in a statistics-limited analysis of minimum-bias Au+Au collisions at $\sqrt{s_{NN}} = 130$ GeV [29]. These oscillations correspond to a pion source that is elongated perpendicular to the reaction plane in configuration space, as discussed below. The next terms (4th-order) in the Fourier expansions (Eq. 3) are consistent with zero within statistical errors.

The k_T -dependence of the oscillations of the HBT radii may contain important information on the initial conditions and equation of state of the system [30]. Figure 2 shows the Φ dependence of HBT radii for mid-central (20–30%) events for four k_T bins, indicated in the figure. Due to the additional division of pairs in k_T , only four bins in Φ are used. The 0th-order FC increases with decreasing k_T , which was observed for azimuthally-integrated HBT analyses at $\sqrt{s_{NN}} = 130$ GeV [3] and attributed to pion emission from an expanding source. Also, strong out-of-plane oscillations are observed for all transverse radii in each k_T bin.

The full results are summarized in Figure 3, which shows the centrality dependence of the Fourier coefficients for three ranges of k_T . The number of participants for each centrality was determined using a simple nuclear

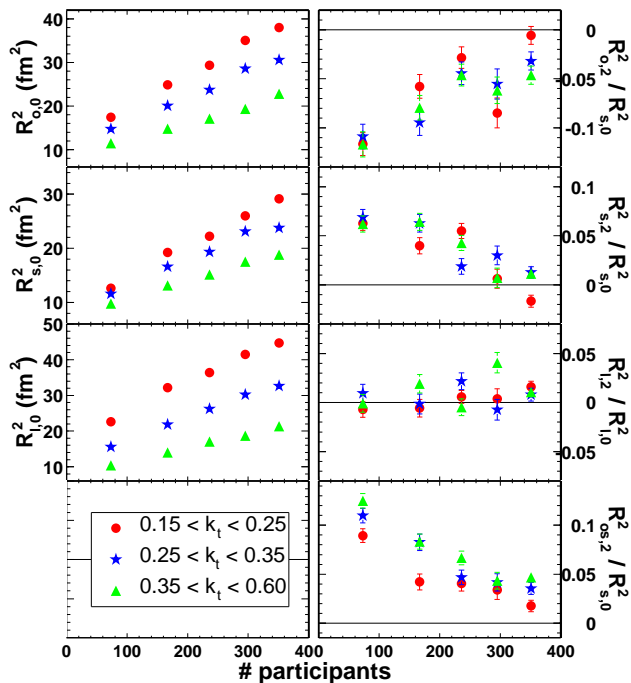


FIG. 3: (color online) Fourier coefficients of azimuthal oscillations of HBT radii vs. number of participating nucleons, for three k_T (GeV/ c) bins. Left panels: means (0th-order FC) of oscillations; right panels: relative amplitudes (see text for details). Larger participant numbers correspond to more central collisions.

overlap model [20]. Systematic variations of the HBT fit parameters arise due to their sensitivity to the anti-merging cut threshold and uncertainty associated with the Coulomb procedure [3]. The total variation is largest for $R_{o,0}^2$ ($\sim 10\%$). The systematic variation on the relative amplitudes plotted in the right panels of Fig. 3 are negligible compared to statistical errors. Also, all correlation functions composing Fig. 3 have been corrected for momentum resolution following our prescription in Ref. [3].

As in Figs. 1 and 2, the 0th-order FCs (left panels) correspond to the squared HBT radii that would be obtained in a standard analysis. $R_{o,0}^2$, $R_{s,0}^2$ and $R_{l,0}^2$ are all observed to decrease for more peripheral collisions. R_o/R_s , found in theoretical calculations to be sensitive to the emission duration of the system [5], is observed to be $R_{o,0}/R_{s,0} = 1.15 \pm 0.01$ (1.06 ± 0.01) for the lowest (highest) k_T bin for 0–5% most-central events. These values are consistent with that reported at $\sqrt{s_{NN}} = 130$ GeV [3] when the increase in R_o due to the improved Coulomb correction (Eq. 1) is accounted for. R_o/R_s is still smaller than the predictions from hydrodynamical models, indicating the “HBT puzzle” persists at $\sqrt{s_{NN}} = 200$ GeV.

Dynamical effects on the homogeneity region affect $R_{\mu,2}^2(k_T)$ as well as $R_{\mu,0}^2$ [17, 31]. The *relative* amplitudes of the oscillations offer a more robust measure of

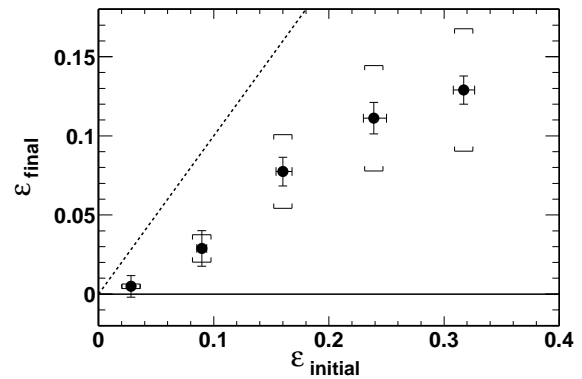


FIG. 4: Source eccentricity obtained with azimuthally-sensitive HBT ($\varepsilon_{\text{final}}$) vs. initial eccentricity from a Glauber model ($\varepsilon_{\text{initial}}$). The most peripheral collisions correspond to the largest eccentricity. The dashed line indicates $\varepsilon_{\text{initial}} = \varepsilon_{\text{final}}$. Systematic errors of 30%, based on sensitivity to model parameters [31], are assigned to $\varepsilon_{\text{final}}$.

the source anisotropy and are less sensitive to dynamical effects [31]. Figure 3 shows (right panels) the relative amplitudes vs. number of participants for three k_T ranges, using the ratios $R_{\alpha,2}^2/R_{s,0}^2$ ($\alpha = o, s, os$) and $R_{l,2}^2/R_{l,0}^2$. The relative amplitudes for all three transverse radii increase in magnitude with decreasing number of participants, and their weak k_T dependence agrees qualitatively with hydrodynamic calculations [17].

To explore the shape of the pion source at freeze-out and its relation to the spatial anisotropy of the collision’s initial overlap region, a model-dependent approach is required. In the presence of collective flow the HBT radii correspond to regions of homogeneity [32] and do not reflect the entire source. The “blast-wave” parametrization [6, 31, 33, 34] of freeze-out, which incorporates both spatial and dynamical anisotropies, has been used to describe various observables at $\sqrt{s_{NN}} = 130$ GeV [31, 35]. A recent blast-wave analysis [31] showed that the relative oscillation amplitudes (*e.g.* shown in Fig. 3) are sensitive to the spatial anisotropy. The source eccentricity ($\varepsilon \equiv (R_y^2 - R_x^2)/(R_y^2 + R_x^2)$) can be related to the relative amplitude of the HBT oscillations by $\varepsilon_{\text{final}} \approx 2R_{s,2}^2/R_{s,0}^2$ [11, 31], where R_x (R_y) is the radius of the elliptical source in-plane (out-of-plane).

The eccentricity of the initial overlap region is calculated from a Glauber model outlined in Ref. [20] and using the *r.m.s.* values for R_y and R_x . Figure 4 shows the relation between the initial and final eccentricities obtained by averaging the three k_T bins in Fig. 3. The initial and final eccentricities exhibit a monotonic relationship, with more peripheral collisions showing a larger final anisotropy. Within this model-dependent picture, the source at freeze-out still retains some of its initial shape, indicating that the outward pressure and/or expansion time was not sufficient to quench the initial spa-

tial anisotropy. The large elliptic flow and small HBT radii observed at RHIC energies might favor a large pressure build-up in a short-lived system. However, the present result also indicates that elliptic flow might still be developing weakly at late stages of the collision if anisotropic pressure gradients are still present. Also, out-of-plane freeze-out shapes tend to disfavor a long-lived hadronic rescattering phase following hydrodynamic expansion [18].

In conclusion, we have performed an analysis of two-pion HBT interferometry relative to the reaction plane in Au+Au collisions at $\sqrt{s_{NN}} = 200$ GeV. The relative amplitudes of the HBT radius oscillation is largest for peripheral collisions, indicating larger out-of-plane anisotropy in the pion source at freeze-out, for collisions with larger initial spatial anisotropy. No strong k_T dependence of the relative oscillation amplitudes is observed. The out-of-plane freeze-out shape of the source indicates that the build-up of pressure and the evolution time of the expanding system are not sufficient to quench the initial geometry of the collision. This information, taken together with the size of the source and anisotropies in momentum space, provides significant, comprehensive constraints on future theoretical efforts to describe the nature and timescale of the collision's evolution.

We thank Drs. U. Heinz, P. Kolb and U. Wiedemann for enlightening discussions, and we thank the RHIC Operations Group and RCF at BNL, and the NERSC Center at LBNL for their support. This work was supported in part by the HENP Divisions of the Office of Science of the U.S. DOE; the U.S. NSF; the BMBF of Germany; IN2P3, RA, RPL, and EMN of France; EPSRC of the United Kingdom; FAPESP of Brazil; the Russian Ministry of Science and Technology; the Ministry of Education and the NNSFC of China; SFOM of the Czech Republic; DAE, DST, and CSIR of the Government of India; the Swiss NSF.

[1] For reviews and recent developments see Nucl. Phys. A **715**, 1c (2003).

[2] U. Heinz and B.V. Jacak, Ann. Rev. Nucl. Part. Sci. **49**, 529 (1999).

- [3] C. Adler *et al.*, Phys. Rev. Lett. **87**, 082301 (2001).
 [4] K. Adcox *et al.*, Phys. Rev. Lett. **88**, 242301 (2002).
 [5] D.H. Rischke and M. Gyulassy, Nucl. Phys. A **608**, 479 (1996); D.H. Rischke, Nucl. Phys. A **610**, 88c (1996).
 [6] C. Adler *et al.*, Phys. Rev. Lett. **87**, 182301 (2001).
 [7] U.W. Heinz and P.F. Kolb, Nucl. Phys. A **702**, 269 (2002).
 [8] U. Heinz, Nucl. Phys. A **721**, 30 (2003).
 [9] A. Dumitru, nucl-th/0206011.
 [10] U.A. Wiedemann and U. Heinz, Phys. Rep. **319**, 145 (1999).
 [11] U.A. Wiedemann, Phys. Rev. C **57**, 266 (1998).
 [12] M.A. Lisa *et al.*, Phys. Lett. B **496**, 1 (2000).
 [13] S.A. Voloshin and W.E. Cleland, Phys. Rev. C **53**, 896 (1996).
 [14] P.F. Kolb, J. Sollfrank and U. Heinz, Phys. Rev. C **62**, 054909 (2000).
 [15] S.A. Voloshin, Nucl. Phys. A **715**, 379c (2003).
 [16] J.Y. Ollitrault, nucl-ex/9711003.
 [17] P.F. Kolb and U. Heinz, Nucl. Phys. A **715**, 653 (2003).
 [18] D. Teaney, J. Lauret and E. Shuryak, nucl-th/0110037.
 [19] K.H. Ackermann *et al.*, Nucl. Inst. Meth. A **499**, 624 (2003).
 [20] J. Adams *et al.*, nucl-ex/0311017.
 [21] A.M. Poskanzer and S.A. Voloshin, Phys. Rev. C **58**, 1671 (1998).
 [22] K. Ackermann, *et al.*, Phys. Rev. Lett. **86**, 402 (2001).
 [23] J. Adams *et al.*, nucl-ex/0310029.
 [24] S. Pratt, T. Csörgö and J. Zimanyi, Phys. Rev. C **42**, 2646 (1990); G. Bertsch, M. Gong and M. Tohyama, Phys. Rev. C **37**, 1896 (1988).
 [25] U. Heinz, A. Hummel, M.A. Lisa and U.A. Wiedemann, Phys. Rev. C **66**, 044903 (2002).
 [26] D. Adamova *et al.*, Nucl. Phys. A **714**, 124 (2003).
 [27] M.G. Bowler, Phys. Lett. B **270**, 69 (1991); Yu.M. Sinyukov *et al.*, Phys. Lett. B **432**, 249 (1998).
 [28] The general form of Eq. 2 contains cross terms R_{ol}^2 and R_{st}^2 ; however, without knowledge of the 1st-order reaction plane, these terms vanish by symmetry considerations [25]. R_{os}^2 is related to the tilt angle between the emission direction and “out” direction in the Pratt-Bertsch decomposition of relative pair momentum [30].
 [29] R.C. Wells, Ph.D. thesis, Ohio State University, 2002.
 [30] U.W. Heinz and P.F. Kolb, Phys. Lett. B **542**, 216 (2002).
 [31] F. Retiere and M.A. Lisa, nucl-th/0312024.
 [32] Yu.M. Sinyukov, Nucl. Phys. A **566**, 589c (1994).
 [33] E. Schnedermann, J. Sollfrank and U. Heinz, Phys. Rev. C **48**, 2462 (1993).
 [34] P. Huovinen *et al.*, Phys. Lett. B **503**, 58 (2001).
 [35] C. Adler *et al.*, nucl-ex/0307025.