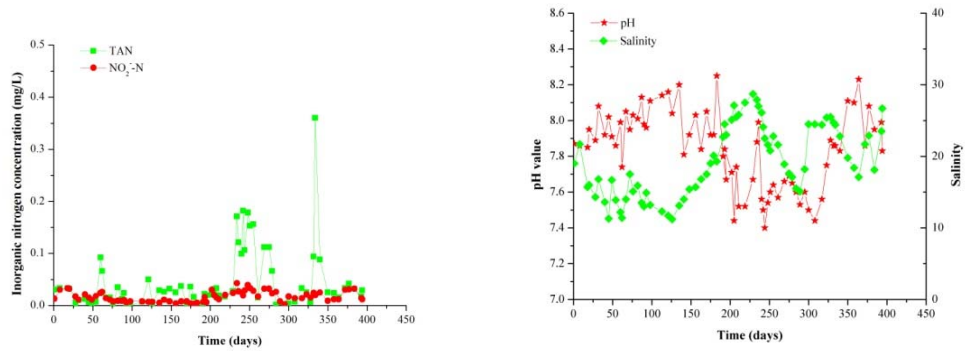
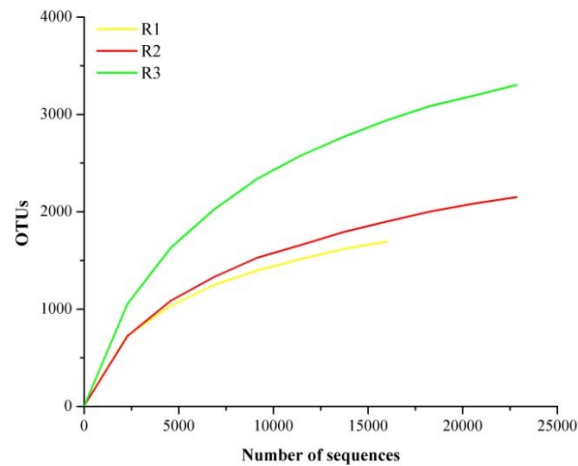


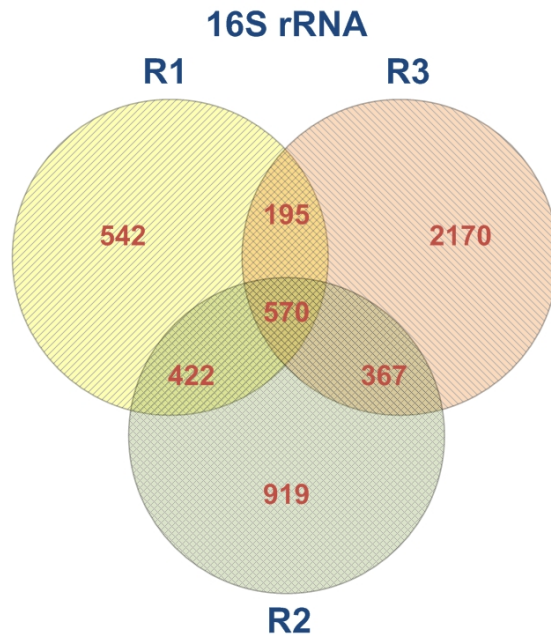
Supplement: Additional Information on Water Quality and Sequence Analysis



Supplementary Figure S.1. Water quality characterization of the marine recirculating culture system for Tongue Sole as indicated by changes in TAN, NO₂⁻-N, salinity, and pH.



Supplementary Figure S.2. Rarefaction curves of 16S rRNA OTUs defined by 3% sequence variations of samples from different sections of the biofilter of an RAS.



Supplementary Figure S.3. Venn diagram of shared 16S rRNA OTUs between samples from different sections of the biofilter of an RAS at a distance of 0.03.