

# Account

## Baylis-Hillman Reaction and Chemical Transformations of Baylis-Hillman Adducts

Ka Young Lee, Saravanan Gowrisankar, and Jae Nyong Kim\*

Department of Chemistry and Institute of Basic Science, Chonnam National University, Gwangju 500-757, Korea

\*E-mail: kimjn@chonnam.ac.kr

Received June 15, 2005

Carbon-carbon single bond-forming reaction is the most useful and fundamental reaction in organic synthesis. Most of the basic carbon-carbon single bond-forming reactions, thus, developed in the past. In these respects, conceptually new C-C bond formation reaction can be highlighted. The Baylis-Hillman reaction was found at the early 1970's. However, extensive studies on this highly potential reaction were started only before 15 years. This review has been written to shed more lights to the importance of Baylis-Hillman reaction. We have focused mainly on the reaction mechanism, conceptually related reactions, and chemical transformations of the Baylis-Hillman adducts.

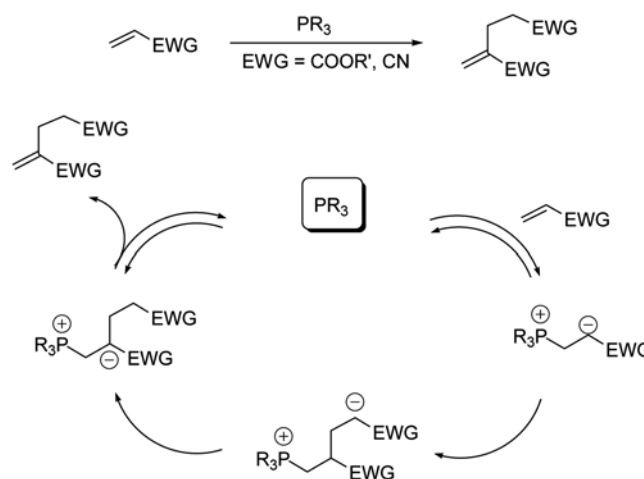
**Key Words :** Baylis-Hillman reaction, Baylis-Hillman adducts, Chemical transformations

### Introduction

The Baylis-Hillman (BH) reaction, also known as the Morita-Baylis-Hillman reaction, is an attractive method for forming carbon-carbon single bond and yields highly functionalized products with a new stereocenter, so called as Baylis-Hillman adducts.<sup>1</sup> There were no outstanding investigations during almost two decades since 1972 after the initial finding of BH reaction. At the middle of the 1990's Basavaiah and Kim group independently started extensive investigations of this useful reaction. Later, many research groups reported tremendous informative and useful improvements on the BH chemistry. The number of published papers involving the BH reaction is increasing dramatically recently. In the past, most attention was focused on the finding of new electrophilic substrates or on the rate improvements of the reaction. In the BH chemistry nowadays, the most active areas can be divided into three categories: (1) improvement of reaction rate and yields of products, (2) control of the asymmetric center of BH adducts, and (3) development of a variety of chemical transformations with BH adducts.

### Findings of Baylis-Hillman Reaction

In 1963 Rauhut and Currier disclosed a patent describing a phosphine-catalyzed dimerization of activated alkenes (Scheme 1).<sup>2</sup> As shown in Scheme 1, this reaction involved a reversible phosphine conjugate addition to the activated



Scheme 1. The Rauhut-Currier dimerization of activated alkenes.

**Ka Young Lee** was born in 1977 in Gwangju, Korea. She received her B. S. (2000) and M. S. (2002) degrees from Chonnam National University. She is currently a Ph. D. student focusing on the chemical transformations of the Baylis-Hillman adducts. She is a recipient of scholarships from Seoam Scholarship Foundation since 2003.

**Saravanan Gowrisankar** was born in 1977 in Tamilnadu, India. He received his B. S. (1998) from Erode Arts College and M. S. (2001) from R. K. M. Vivekananda College. After spending 2 years at Indian Institute of Technology at Kanpur, he moved to Korea in 2003. He is currently a Ph. D. student focusing on the chemical transformations of

the Baylis-Hillman adducts containing multiple bond.

**Jae Nyong Kim** was born in 1960 in Seoul, Korea. He received his B. S. degree from Seoul National University in 1984, his M. S. in 1986 and Ph. D in 1992 from Korea Advanced Institute of Science and Technology. After spending 10 years as a senior research scientist at Korea Research Institute of Chemical Technology (1984-1994), he joined Chonnam National University as an assistant professor of organic chemistry in 1995. Currently he is a full professor of organic chemistry at the same university. He is a recipient of the Award for the Advancement of Science (2000) from Korean Chemical Society.

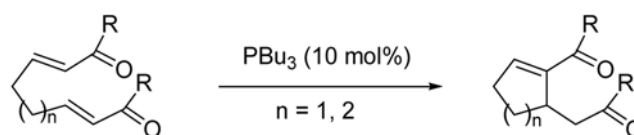
alkene, followed by a Michael reaction of the enolate with the second activated alkene. A prototropic shift followed by an elimination process forms the dimer and releases the phosphine.

The zwitterionic phosphonium Michael adducts can be trapped with other electrophiles such as aldehydes. The Rauhut-Currier dimerization of activated alkenes might become the clue to the advent of the Morita's finding. The Morita-Baylis-Hillman reaction is an atom economical coupling of an activated alkene and an aldehyde in the presence of a nucleophilic catalyst. The reaction was first discovered and reported by Morita and co-workers in 1968<sup>3</sup> and by Baylis and Hillman in 1972.<sup>4</sup> The nucleophilic catalyst employed by Morita was tricyclohexylphosphine, while Baylis and Hillman used tertiary amines such as DABCO (Scheme 2). Activated alkenes include acrylic esters, acrylonitrile, vinyl ketones, phenyl vinyl sulfone, phenyl vinyl sulfonate ester, vinyl phosphonate and acrolein.<sup>1</sup>

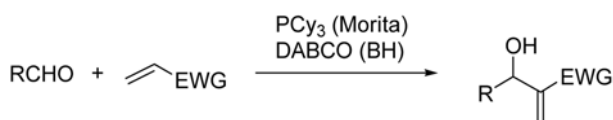
Krische<sup>5</sup> and Roush<sup>6</sup> groups have studied extensively the intramolecular version of the Rauhut-Currier reaction independently (Scheme 3). The intramolecular variant of the Morita-Baylis-Hillman reaction was reported first by Frater

in 1992<sup>7a</sup> and investigated further by Murphy who reported enone cyclization onto an aldehyde to give five- and six-membered rings (Scheme 4).<sup>7b-d</sup>

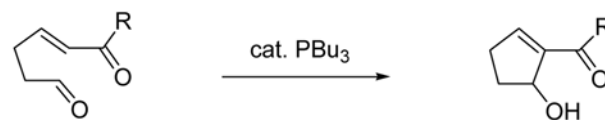
As shown in Schemes 5 and 6, Rauhut-Currier reaction, Baylis-Hillman reaction, Stetter reaction,<sup>8</sup> and finally benzoin condensation reaction can be considered together due to their mechanistic similarities. For the first two reactions, the zwitterionic intermediate derived from an activated alkene and a phosphine nucleophile can act as the nucleophile toward the second activated alkene (Rauhut-Currier reaction) or aldehyde (Baylis-Hillman reaction). For the remaining two reactions carbanions, which was formed by the reaction of cyanide anion and an aldehyde, act as the nucleophile toward an activated alkene (Stetter reaction) or the second aldehyde (benzoin condensation). Although limited to *N,N*-dimethylacrylamide, we reported



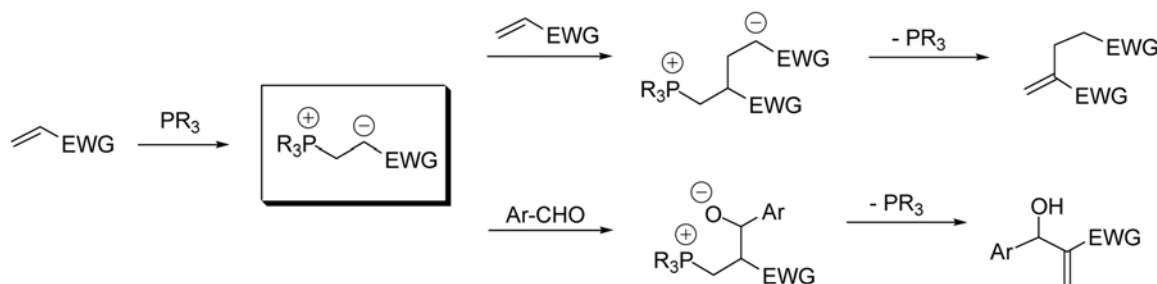
**Scheme 3.** Intramolecular Rauhut-Currier reaction.



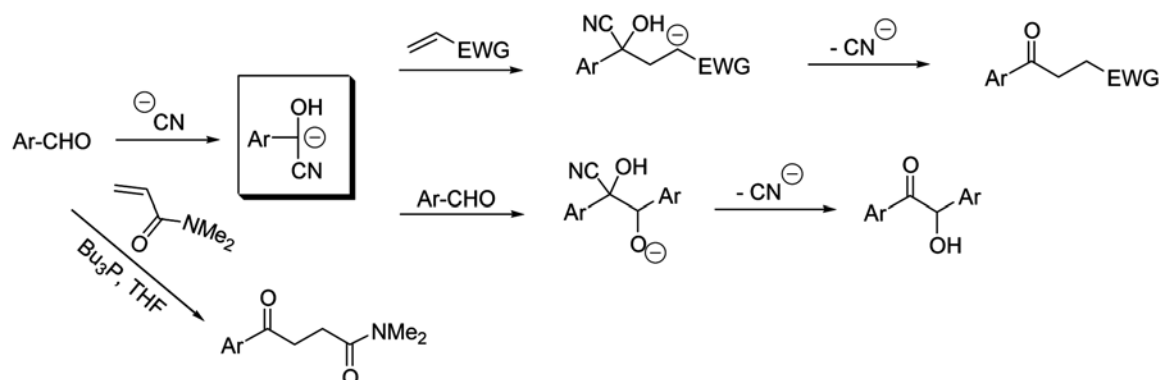
**Scheme 2.** Morita and Baylis-Hillman reactions.



**Scheme 4.** Intramolecular Baylis-Hillman reaction.



**Scheme 5.** Comparison of  $\text{PR}_3$ -catalyzed BH reaction and Rauhut-Currier dimerization.



**Scheme 6.** Comparison of cyanide ion-catalyzed Stetter reaction and benzoin condensation.

the first tributylphosphine-catalyzed Stetter reaction as shown in Scheme 6.<sup>8</sup>

### Reaction Mechanism of the Baylis-Hillman Reaction

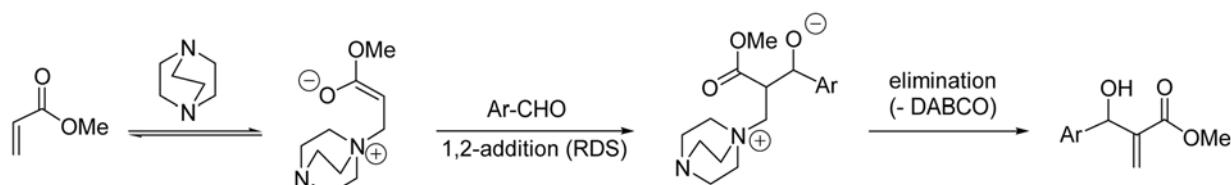
In 1983, Hoffmann and Rabe suggested the first arrow-pushing mechanism for the Baylis-Hillman reaction.<sup>9</sup> Later Hill and Isaacs reported a mechanism (Scheme 7), which was accepted as the most probable one until recently.<sup>10</sup> However, very recently McQuade and co-workers suggested a new mechanism based on the reaction rate data collected in aprotic solvents (Scheme 8).<sup>11</sup> They found that the Baylis-Hillman rate-determining step is second order in aldehyde and first order in DABCO and acrylate. On the basis of these data, they have proposed a new mechanism involving a

hemiacetal intermediate (Scheme 8).

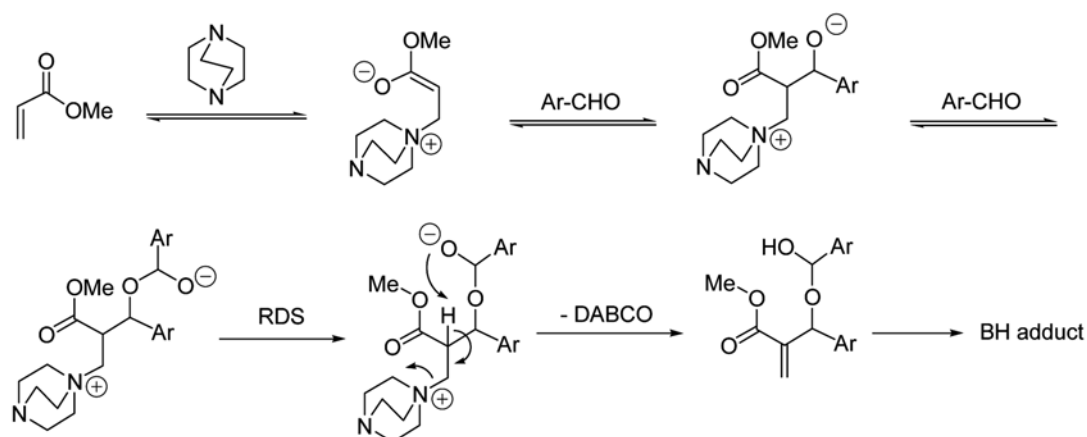
### Chemical Transformations of BH Adducts

The Baylis-Hillman adducts are a class of highly functionalized allylic alcohols or allylic amines. In addition, a variety of electron withdrawing substituents can be introduced into the BH adducts. In these respects, the BH adducts can be transformed into many acyclic and cyclic compounds including quinolines, indoles, pyrazoles, naphthalenes, indazoles, etc.<sup>1</sup> In this review, we will deal with the chemical transformations of BH adducts, categorized into eight parts depending on the key reaction involved.

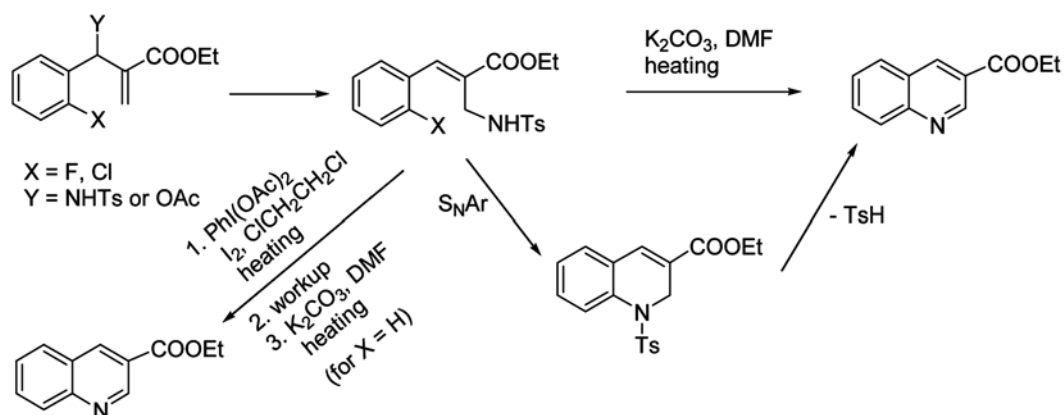
**Nucleophilic aromatic substitution reaction ( $S_NAr$ ) in BH chemistry.** We have introduced the aromatic nucleo-



**Scheme 7.** Old mechanism of Baylis-Hillman reaction.



**Scheme 8.** New mechanism of Baylis-Hillman reaction.



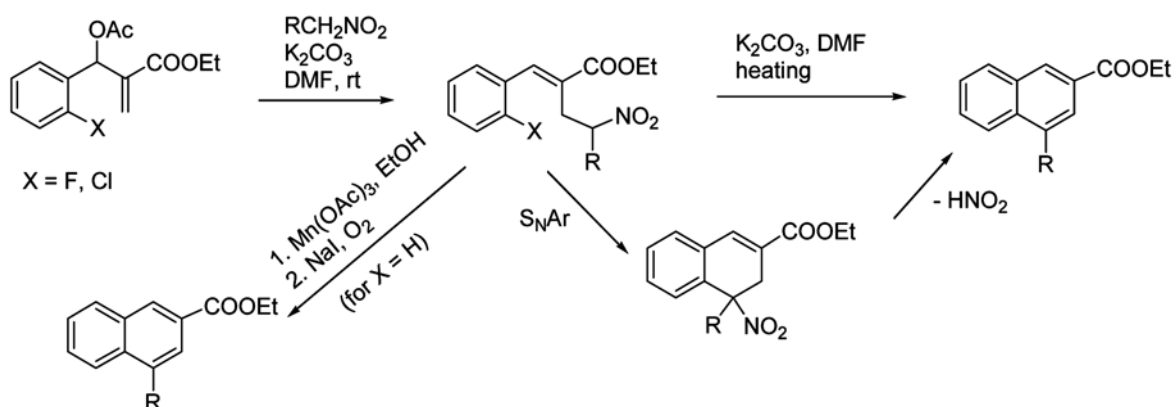
**Scheme 9.** Synthesis of quinoline derivatives.

philic substitution reaction ( $S_NAr$ ) for the first time in the BH chemistry for the synthesis of quinolines from the BH adducts of *ortho*-halo benzaldehydes (Scheme 9).<sup>12</sup> Later, we extended the usefulness of  $S_NAr$  reaction for the synthesis of *N*-substituted 1,4-dihydroquinolines<sup>13</sup> and 2-substituted naphthalenes (Scheme 10).<sup>14</sup> For the successful synthesis of these compounds, electron withdrawing conjugated ester moiety is crucial, which make the  $S_NAr$  reaction more facile. In addition, we have reported the successful synthesis of quinolines and naphthalenes from the BH adducts derived from benzaldehydes without a *ortho*-halogen substituent *via* oxidative cyclization strategy using iodobenzene diacetate and manganese (III) acetate, respectively (shown in Schemes 9 and 10).<sup>15,16</sup>

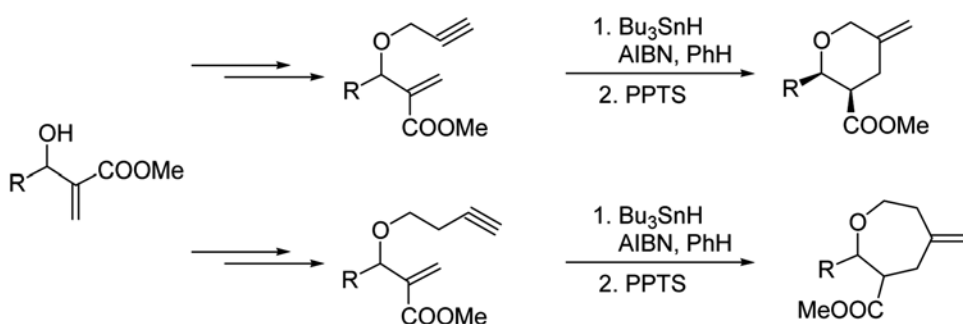
**Radical cyclization in BH chemistry.** Shanmugam and

co-workers have studied extensively on the radical cyclization of the modified BH adducts.<sup>17</sup> They used radical cyclization strategy for the synthesis of *exo*-methylene tetrahydrofurans, tetrahydropyrans, and oxepanes (Scheme 11). Recently, we extended the radical cyclization for the synthesis of 2,5-dihydrofurans efficiently (Scheme 12).<sup>18</sup> We obtained 2,5-dihydrofurans *via* the consecutive radical cyclization, halolactonization, and finally spontaneous decarboxylation strategy starting from the BH adducts having propargyloxy group at the primary position.

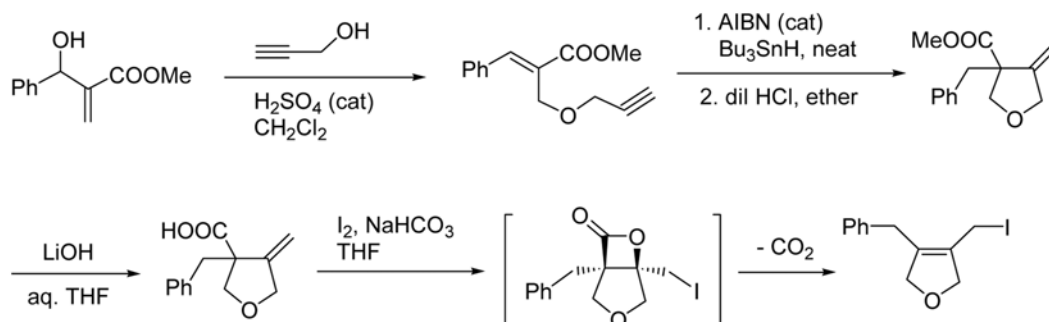
**Ring-closing metathesis (RCM) reaction in BH chemistry.** The combination of BH chemistry and RCM methodology was first used for the synthesis of  $\alpha$ -methylene- $\gamma$ -lactones fused to medium and large rings by Paquette group (Scheme 13).<sup>19</sup> We have studied the synthesis of 2,5-



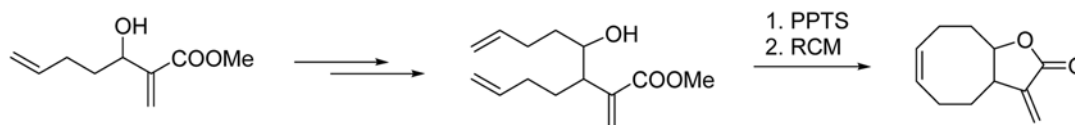
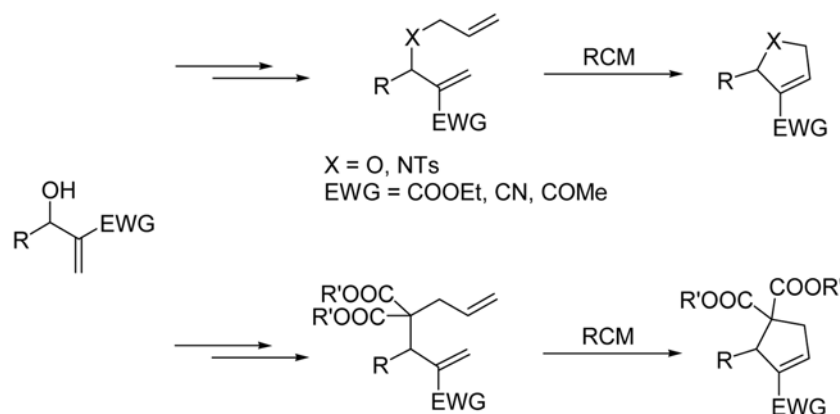
Scheme 10. Synthesis of naphthalene derivatives.



Scheme 11. Radical cyclization of modified BH adducts.



Scheme 12. Synthesis of 2,5-dihydrofurans.

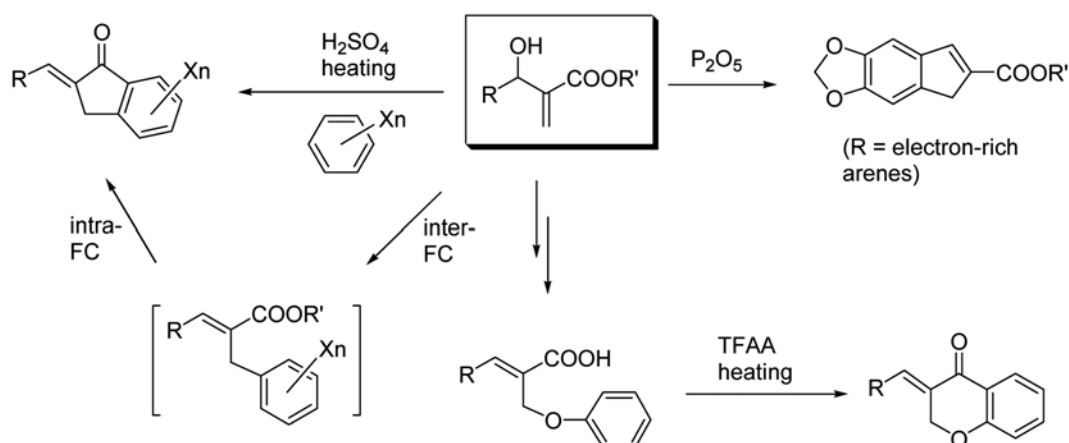
Scheme 13. Synthesis of  $\alpha$ -methylene- $\gamma$ -lactones.

Scheme 14. Synthesis of 2,5-dihydrofurans, 2,5-dihydropyrroles, and cyclopentenes.

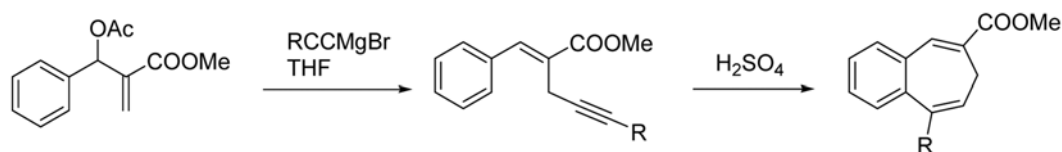
dihydrofurans,<sup>20a</sup> 2,5-dihydropyrroles,<sup>20a</sup> cyclopentenes,<sup>20b</sup> and lactones<sup>20c</sup> by using the RCM reaction with appropriately modified BH adducts (Scheme 14). Lamaty also reported the synthesis of pyrroles by using the RCM reaction from the aza-BH adducts.<sup>21a</sup> Many research groups have also used the RCM reaction for the synthesis of natural products from the BH adducts.<sup>21</sup> Based on the increasing number of papers in these areas, the applications of RCM reaction on the BH chemistry will be used more frequently and efficiently for the synthesis of many important compounds including natural products.

**Friedel-Crafts reaction in BH chemistry.** Basavaiah used Friedel-Crafts reaction for the first time at the relatively earlier stage of BH chemistry for the stereoselective synthesis of trisubstituted alkenes.<sup>22</sup> Later on, we also used

Friedel-Crafts reaction for the synthesis of trisubstituted alkenes from the BH adducts of *N*-tosylimines.<sup>23</sup> Friedel-Crafts reaction has also been applied successfully for the synthesis of 3-alkylidenechroman-4-ones,<sup>24</sup> indene derivatives,<sup>25</sup> and 2-arylideneindan-1-ones<sup>26</sup> (Scheme 15). The syntheses of these compounds were straightforward as shown in the Scheme 15 although low yields were obtained in some cases. Interestingly, both inter- and intramolecular Friedel-Crafts reactions were used successively for the synthesis of 2-arylideneindan-1-one derivatives.<sup>26a</sup> Recently, we extended the reaction toward intramolecular Friedel-Crafts alkenylation reaction with triple bond-tethered BH adducts for the synthesis of 9-phenyl-7*H*-benzocycloheptene-6-carboxylate derivatives (Scheme 16).<sup>27</sup> This is the first intramolecular Friedel-Crafts alkenylation of electron-



Scheme 15. Friedel-Crafts reaction in Baylis-Hillman chemistry.



**Scheme 16.** Synthesis of benzocycloheptenes.

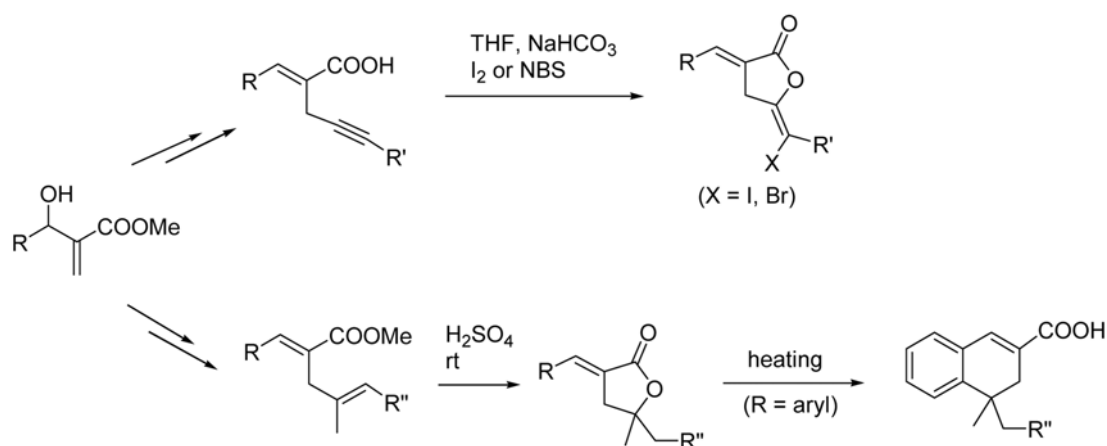
deficient arene nucleus for the synthesis of seven-membered ring.

**Halolactonization in BH chemistry.** We have reported the synthesis and applications of multiple bond-tethered BH adducts. As an example, we prepared some iodoenol lactone derivatives using typical iodolactonization protocol by using the triple bond-tethered BH adducts (Scheme 17).<sup>28</sup> In the reaction, halolactonization proceeded *via* the 5-*exo-dig* manner to give the haloenol lactone as the sole product. As mentioned above in the radical cyclizations part, halolactonization was used efficiently for the synthesis of 2,5-dihydrofurans in combination with spontaneous decarboxylation reaction (Scheme 12).<sup>18</sup>  $\alpha$ -Arylidene- $\gamma$ -butyrolactones have also been synthesized from the alkenyl moiety-containing BH adducts via sulfuric acid-assisted lactonization (shown in Scheme 17).<sup>29</sup> It is interesting to note that the initially formed  $\gamma$ -butyrolactone derivatives could be converted into the corresponding dihydronaphthalenes at elevated temperature under the influence of sulfuric acid via ring-opening followed by Friedel-Crafts reaction.

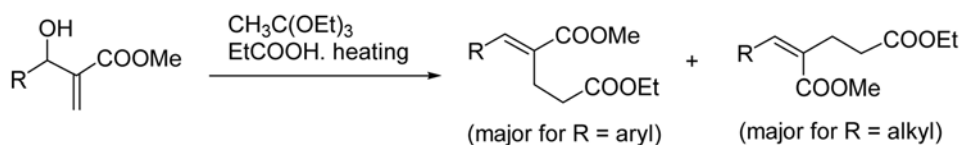
**Claisen rearrangement in BH chemistry.** Johnson-Claisen rearrangement of BH adducts with triethyl orthoacetate was first examined by Basavaiah group (Scheme

18).<sup>30</sup> They observed an unprecedented stereochemical reversal from alkyl to aryl substituents in the Johnson-Claisen rearrangement of methyl 3-hydroxy-2-methylenealkanoates with triethyl orthoacetate as shown in Scheme 18. The key backbone of the BH adducts is basically an allylic alcohol or an allylic amine. Thus, introduction of vinyl moiety either at the oxygen or nitrogen atom of the BH adducts could produce allyl vinyl ether or allyl vinyl amine compounds, which could be transformed further under the appropriate Claisen rearrangement conditions. By using aniline moiety-containing BH adducts at the secondary position, we have prepared 3-benzylidene-3,4-dihydro-1*H*-quinoline-2-ones, 4-amino-2-benzylideneindan-1-ones, and 1-amino-9a,10-dihydro-4*bH*-indeno[1,2-*a*]inden-9-one derivatives (Scheme 19).<sup>31a</sup> The three types of different compounds were formed depending on the substituents of the aniline moiety *via* the common intermediate, generated *in situ* by the *aza*-Claisen rearrangement. Very recently, we extended the *aza*-Claisen rearrangement of BH adducts to the synthesis of polysubstituted quinolines.<sup>31b</sup>

**Application of aldol condensation to BH chemistry.** Introduction of activated methylene compounds like as acetylacetone at the primary position of the BH adducts can be carried out easily by the addition-elimination



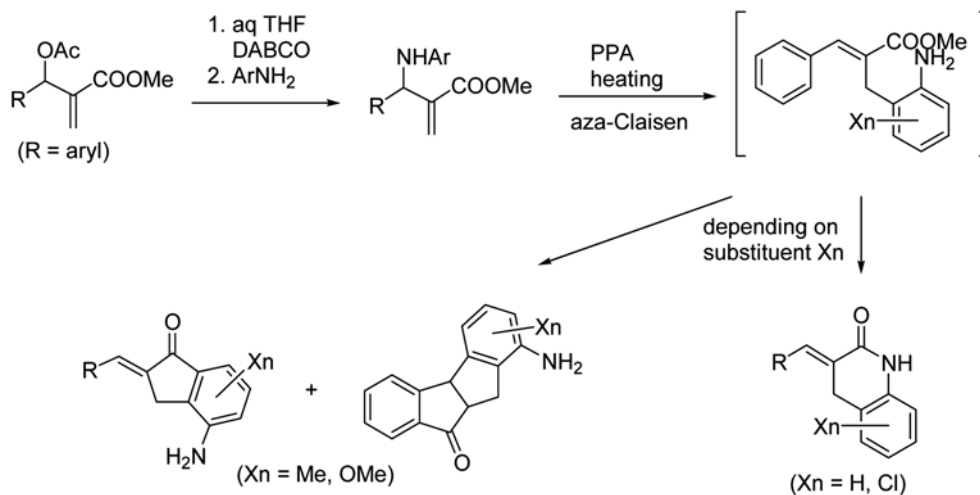
**Scheme 17.** Cyclization of multiple bond-tethered BH adducts.



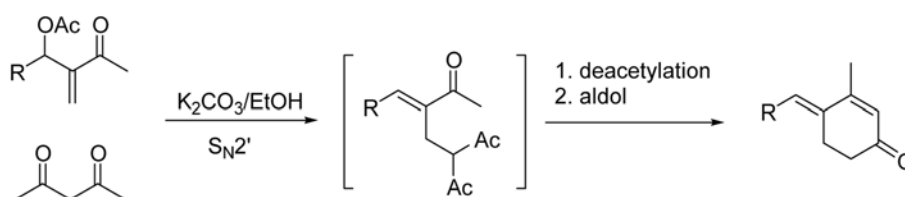
**Scheme 18.** Claisen rearrangement of BH adducts.

sequence from the acetates of the BH adducts. After introduction of some carbonyl moiety to the BH adducts, a variety of condensation reactions could be performed

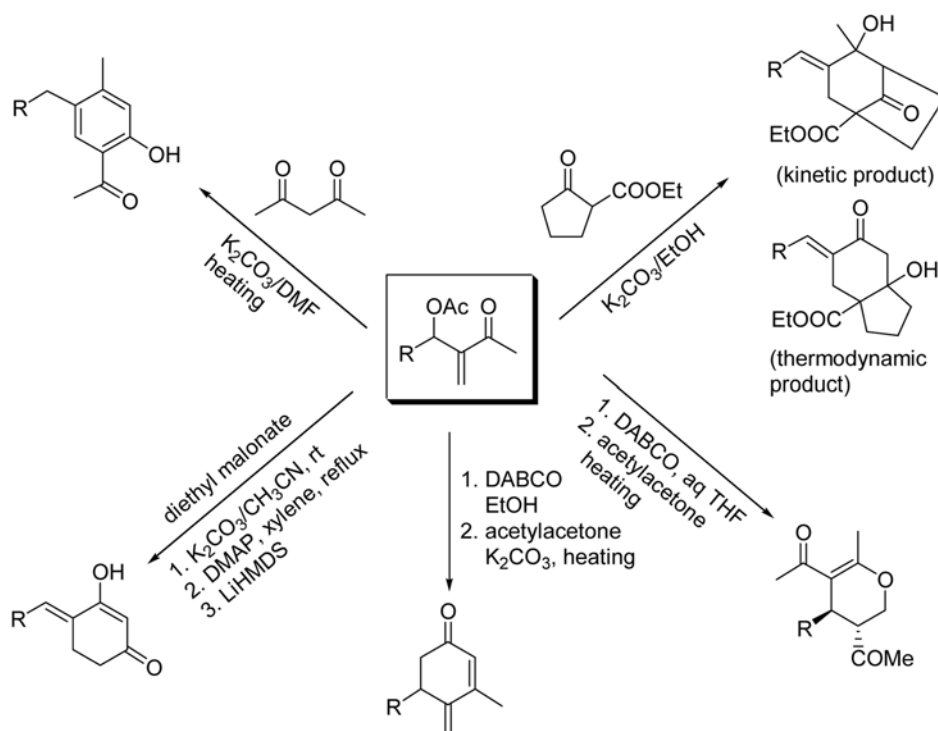
between the EWG moiety of the original BH adducts and the newly introduced carbonyl functionality. Amri applied the aldol reaction in the BH chemistry for the first time



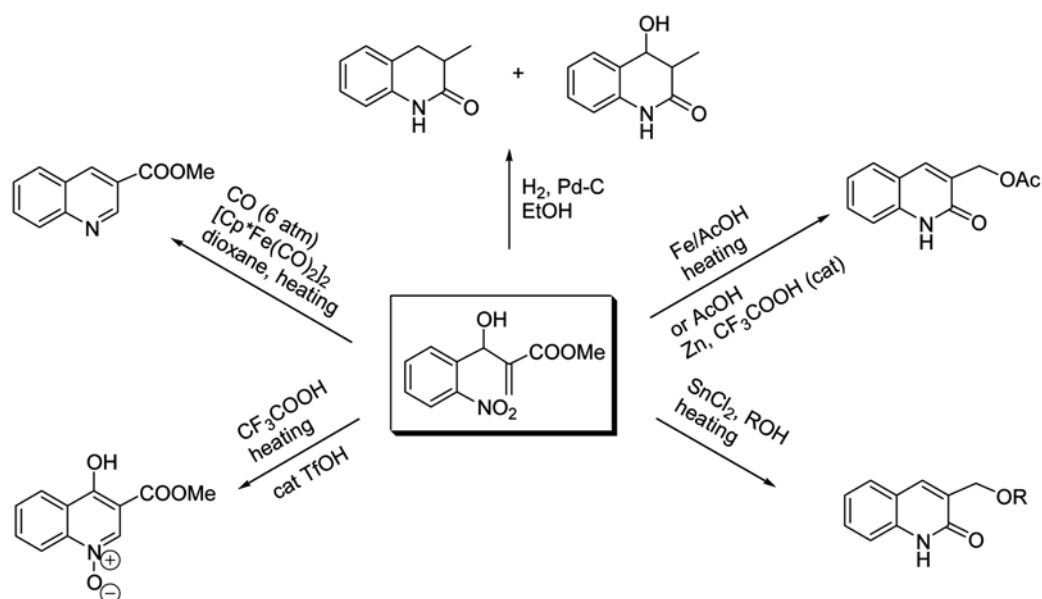
**Scheme 19.** Synthetic applications of aza-Claisen rearrangement.



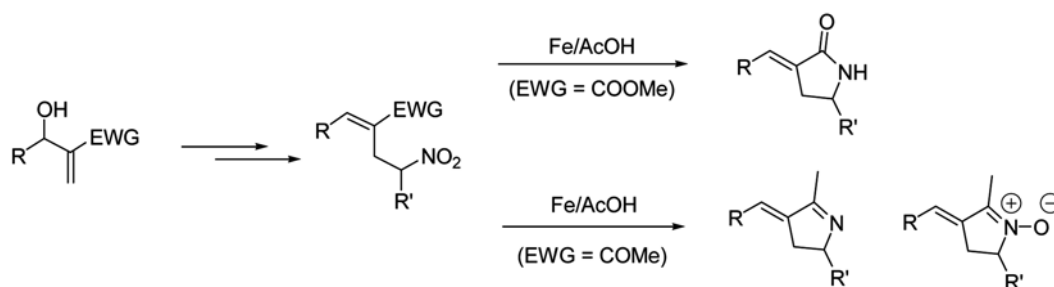
**Scheme 20.** First application of aldol reaction in BH chemistry.



**Scheme 21.** Applications of aldol reaction in BH chemistry.



**Scheme 22.** Reductive cyclization of modified BH adducts.



**Scheme 23.** Reductive cyclization of modified BH adducts.

for their synthesis of 4-alkylidene-2-cyclohexen-1-ones (Scheme 20).<sup>32</sup> By using similar strategy we have reported the synthesis of *ortho*-hydroxyacetophenones,<sup>33</sup> 3-alkylidenebicyclo[3.2.1]octan-8-one derivatives,<sup>34</sup> 4-arylidene-cyclohexane-1,3-diones,<sup>35</sup> 3,4-dihydro-2*H*-pyrans,<sup>36</sup> and 4-methylene-2-cyclohexenones<sup>37</sup> (Scheme 21). Simply changing the reaction medium to DMF from EtOH in the reaction of acetylacetone and the acetate of the BH adducts, we could obtain *ortho*-hydroxyacetophenones instead of Amri's 4-alkylidene-2-cyclohexen-1-one. In DMF, unwanted deacetylation before aldol reaction could be controlled not to occur.<sup>33</sup> During the introduction of acetylacetone at the secondary position of the BH acetates by using the DABCO salt strategy in aqueous THF, spontaneous Michael addition occurred via the 6-*endo-trig* manner to give 3,4-dihydro-2*H*-pyrane derivatives simply by warming the reaction mixtures.<sup>36</sup> In contrast, we could obtain 4-methylene-2-cyclohexenones from the same starting materials by following the Amri's protocol after the introduction of acetylacetone at the secondary position of BH adducts in EtOH.<sup>37</sup>

**Reductive cyclization in BH chemistry.** Reduction of nitro group of BH adducts either at the *ortho*-position of the

aromatic nucleus (Scheme 22)<sup>38</sup> or at the side chain (Scheme 23)<sup>39</sup> was used in order to prepare some cyclic compounds including quinolines,<sup>38a,c-f</sup> acridines,<sup>38b</sup> and  $\gamma$ -lactams.<sup>39</sup> Reductive cyclization of BH adducts bearing nitro group at the *ortho*-position of aromatic nucleus was carried out by Kaye and co-workers under catalytic hydrogenation conditions to give quinoline derivatives.<sup>38a</sup> Reductive cyclization in the presence of carboxylic acid or alcohol gave 3-substituted-2-quinolone derivatives.<sup>38c-e</sup> We have reported the synthesis of 4-hydroxyquinoline *N*-oxides from the nitro group-containing BH adducts although the reaction did not involve the use of reducing reagent.<sup>40</sup> Recently, Basavaiah and Rao reported the facile synthesis of substituted  $\gamma$ -lactams from the Baylis-Hillman adducts as shown in Scheme 23.<sup>39</sup> Under the same conditions (Fe/AcOH) the BH adducts containing acetyl group converted into pyrroline and its *N*-oxide in a variable ratios.<sup>41</sup>

## Conclusions

As this review illustrates, BH reaction has tremendous potentials in organic chemistry both in synthetic aspects and in theoretical aspects. However, there are still many



problems including increase of reaction rate, control of the stereochemistry of BH adducts, and developments of many efficient and useful chemical transformations for the BH adducts in order to make BH reaction more important.

**Acknowledgments.** J. N. Kim wishes to thank to Dr. Eung K. Ryu. Thanks also go to the previous members, Dr. H. J. Lee, J. S. Son, K. S. Jung, M. R. Seong, H. N. Song, H. S. Kim, T. Y. Kim, Y. M. Chung, J. H. Gong, Y. J. Im, J. M. Kim, C. G. Lee, J. E. Na and present members K. Y. Lee, S. Gowrisankar, M. J. Lee, S. C. Kim, and D. Y. Park. We also appreciate to Prof. S. Kim, the chief-editor of BKCS, for the kind invitation of this account.

### References and Notes

- Some selected review articles, (a) Basavaiah, D.; Rao, A. J.; Satyanarayana, T. *Chem. Rev.* **2003**, *103*, 811. (b) Ciganek, E., In *Organic Reactions*; Paquette, L. A., Ed.; John Wiley & Sons: New York, 1997; Vol. 51, pp 201-350. (c) Basavaiah, D.; Rao, P. D.; Hyma, R. S. *Tetrahedron* **1996**, *52*, 8001. (d) Kim, J. N.; Lee, K. Y. *Curr. Org. Chem.* **2002**, *6*, 627.
- Rauhut, M.; Currier, H. U. S. Patent 3,074,999, 1963; *Chem. Abstr.* **1963**, *58*, 11224a.
- Morita, K.; Suzuki, Z.; Hirose, H. *Bull. Chem. Soc. Jpn.* **1968**, *41*, 2815.
- Baylis, A. B.; Hillman, M. E. D. *German Patent 2,155,113*, 1972; *Chem. Abstr.* **1972**, *77*, 34174q.
- Some selected papers of Prof. Krische, (a) Jellerichs, B. G.; Kong, J.-R.; Krische, M. J. *J. Am. Chem. Soc.* **2003**, *125*, 7758. (b) Wang, L.-C.; Luis, A. L.; Agapiou, K.; Jang, H.-Y.; Krische, M. J. *J. Am. Chem. Soc.* **2002**, *124*, 2402. (c) Wang, J.-C.; Ng, S.-S.; Krische, M. J. *J. Am. Chem. Soc.* **2003**, *125*, 3682. (d) Luis, A. L.; Krische, M. J. *Synthesis* **2004**, 2579. (e) Cho, C.-W.; Kong, J.-R.; Krische, M. J. *Org. Lett.* **2004**, *6*, 1337.
- Some selected papers of Prof. Roush, (a) Frank, S. A.; Mergott, D. J.; Roush, W. R. *J. Am. Chem. Soc.* **2002**, *124*, 2404. (b) Methot, J. L.; Roush, W. R. *Adv. Synth. Catal.* **2004**, *346*, 1035. (c) Methot, J. L.; Roush, W. R. *Org. Lett.* **2003**, *5*, 4223. (d) Mergott, D. J.; Frank, S. A.; Roush, W. R. *Org. Lett.* **2002**, *4*, 3157.
- (a) Roth, F.; Gyax, P.; Frater, G. *Tetrahedron Lett.* **1992**, *33*, 1045. (b) Dinon, F.; Richards, E.; Murphy, P. J.; Hibbs, D. E.; Hursthouse, M. B.; Malik, K. M. A. *Tetrahedron Lett.* **1999**, *40*, 3279. (c) Richards, E.; Murphy, P. J.; Dinon, F.; Fratucello, S.; Brown, P. M.; Gelbrich, T.; Hursthouse, M. B. *Tetrahedron* **2001**, *57*, 7771. (d) Brown, P. M.; Kappel, N.; Murphy, P. J. *Tetrahedron Lett.* **2002**, *43*, 8707. (e) Yeo, J. E.; Yang, X.; Kim, H. J.; Koo, S. *Chem. Commun.* **2004**, 236.
- Gong, J. H.; Im, Y. J.; Lee, K. Y.; Kim, J. N. *Tetrahedron Lett.* **2002**, *43*, 1247 and references cited therein for the Stetter reaction.
- Hoffmann, H. M. R.; Rabe, J. *Angew. Chem. Int. Ed. Engl.* **1983**, *22*, 795.
- (a) Hill, J. S.; Isaacs, N. S. *Tetrahedron Lett.* **1986**, *27*, 5007. (b) Hill, J. S.; Isaacs, N. S. *J. Phys. Org. Chem.* **1990**, *3*, 285.
- (a) Price, K. E.; Broadwater, S. J.; Jung, H. M.; McQuade, D. T. *Org. Lett.* **2005**, *7*, 147. (b) Price, K. E.; Broadwater, S. J.; Walker, B. J.; McQuade, D. T. *J. Org. Chem.* **2005**, *70*, 3980.
- (a) Kim, J. N.; Lee, H. J.; Lee, K. Y.; Kim, H. S. *Tetrahedron Lett.* **2001**, *42*, 3737. (b) Chung, Y. M.; Lee, H. J.; Hwang, S. S.; Kim, J. N. *Bull. Korean Chem. Soc.* **2001**, *22*, 799.
- Kim, J. N.; Kim, H. S.; Gong, J. H.; Chung, Y. M. *Tetrahedron Lett.* **2001**, *42*, 8341.
- (a) Kim, J. N.; Im, Y. J.; Gong, J. H.; Lee, K. Y. *Tetrahedron Lett.* **2001**, *42*, 4195. (b) Im, Y. J.; Chung, Y. M.; Gong, J. H.; Kim, J. N. *Bull. Korean Chem. Soc.* **2002**, *23*, 787.
- Kim, J. N.; Chung, Y. M.; Im, Y. J. *Tetrahedron Lett.* **2002**, *43*, 6209.
- Im, Y. J.; Lee, K. Y.; Kim, T. H.; Kim, J. N. *Tetrahedron Lett.* **2002**, *43*, 4675.
- (a) Shanmugam, P.; Rajasingh, P. *Tetrahedron* **2004**, *60*, 9283. (b) Shanmugam, P.; Rajasingh, P. *Chem. Lett.* **2002**, 1212. (c) Shanmugam, P.; Rajasingh, P. *Synlett* **2005**, 939. (d) Shanmugam, P.; Rajasingh, P. *Tetrahedron Lett.* **2005**, *46*, 3369.
- Gowrisankar, S.; Lee, K. Y.; Kim, J. N. *Tetrahedron Lett.* **2005**, *46*, 4859.
- Paquette, L. A.; Mendez-Andino, J. *Tetrahedron Lett.* **1999**, *40*, 4301.
- (a) Kim, J. M.; Lee, K. Y.; Lee, S.; Kim, J. N. *Tetrahedron Lett.* **2004**, *45*, 2805. (b) Lee, K. Y.; Na, J. E.; Lee, J. Y.; Kim, J. N. *Bull. Korean Chem. Soc.* **2004**, *25*, 1280. (c) Lee, M. J.; Lee, K. Y.; Lee, J. Y.; Kim, J. N. *Org. Lett.* **2004**, *6*, 3313.
- (a) Declerck, V.; Ribiere, P.; Martinez, J.; Lamaty, F. *J. Org. Chem.* **2004**, *69*, 8372. (b) Krishna, P. R.; Narsingam, M.; Kannan, V. *Tetrahedron Lett.* **2004**, *45*, 4773. (c) Anand, R. V.; Baktharaman, S.; Singh, V. K. *Tetrahedron Lett.* **2002**, *43*, 5393.
- (a) Basavaiah, D.; Pandiaraju, S.; Padmaja, K. *Synlett* **1996**, 393. (b) Basavaiah, D.; Krishnamacharyulu, M.; Suguna Hyma, R.; Pandiaraju, S. *Tetrahedron Lett.* **1997**, *38*, 2141.
- Lee, H. J.; Seong, M. R.; Kim, J. N. *Tetrahedron Lett.* **1998**, *39*, 6223.
- Basavaiah, D.; Bakthadoss, M.; Pandiaraju, S. *Chem. Commun.* **1998**, 1639.
- Basavaiah, D.; Bakthadoss, M.; Jayapal Reddy, G. *Synthesis* **2001**, 919.
- (a) Lee, H. J.; Kim, T. H.; Kim, J. N. *Bull. Korean Chem. Soc.* **2001**, *22*, 1063. (b) Basavaiah, D.; Mallikarjuna Reddy, R. *Tetrahedron Lett.* **2001**, *42*, 3025.
- Gowrisankar, S.; Lee, K. Y.; Lee, C. G.; Kim, J. N. *Tetrahedron Lett.* **2004**, *45*, 6141.
- Gowrisankar, S.; Lee, M. J.; Lee, S.; Kim, J. N. *Bull. Korean Chem. Soc.* **2004**, *25*, 1963.
- Gowrisankar, S.; Lee, C. G.; Kim, J. N. *Tetrahedron Lett.* **2004**, *45*, 6949.
- Basavaiah, D.; Pandiaraju, S.; Krishnamacharyulu, M. *Synlett* **1996**, 747.
- (a) Lee, C. G.; Lee, K. Y.; Lee, S.; Kim, J. N. *Tetrahedron* **2005**, *61*, 1493. (b) Kim, S. C.; Gowrisankar, S.; Kim, J. N. *Bull. Korean Chem. Soc.* **2005**, *26*, 1001.
- (a) Chamakh, A.; Amri, H. *Tetrahedron Lett.* **1998**, *39*, 375. (b) Chamakh, A.; M'hirsi, M.; Villieras, J.; Lebreton, J.; Amri, H. *Synthesis* **2000**, 295.
- Kim, J. N.; Im, Y. J.; Kim, J. M. *Tetrahedron Lett.* **2002**, *43*, 6597.
- Kim, J. N.; Kim, J. M.; Lee, K. Y. *Synlett* **2003**, 821.
- Im, Y. J.; Lee, C. G.; Kim, H. R.; Kim, J. N. *Tetrahedron Lett.* **2003**, *44*, 2987.
- Kim, J. N.; Kim, J. M.; Lee, K. Y.; Gowrisankar, S. *Bull. Korean Chem. Soc.* **2004**, *25*, 1733.
- Kim, J. M.; Lee, K. Y.; Kim, J. N. *Bull. Korean Chem. Soc.* **2004**, *25*, 328.
- (a) FAMILONI, O. B.; Kaye, P. T.; Klass, P. J. *Chem. Commun.* **1998**, 2563. (b) Basavaiah, D.; Rao, J. S.; Reddy, R. J. *J. Org. Chem.* **2004**, *69*, 7379. (c) Lee, K. Y.; Kim, J. M.; Kim, J. N. *Bull. Korean Chem. Soc.* **2002**, *23*, 1493. (d) Lee, K. Y.; Kim, J. N.

- Bull. Korean Chem. Soc.* **2002**, 23, 939. (e) Basavaiah, D.; Mallikarjuna Reddy, R. M.; Kumaragurubaran, N.; Sharada, D. S. *Tetrahedron* **2002**, 58, 3693. (f) O'Dell, D. K.; Nicholas, K. M. *J. Org. Chem.* **2003**, 68, 6427.
39. Basavaiah, D.; Rao, J. S. *Tetrahedron Lett.* **2004**, 45, 1621.
40. (a) Lee, K. Y.; Kim, J. M.; Kim, J. N. *Tetrahedron* **2003**, 59, 385. (b) Kim, J. N.; Lee, K. Y.; Kim, H. S.; Kim, T. Y. *Org. Lett.* **2000**, 2, 343.
41. Lee, M. J.; Lee, K. Y.; Park, D. Y.; Kim, J. N. *Bull. Korean Chem. Soc.* **2005**, 26, 1281.
-