

Best Friends: Alliances, Friend Ranking, and the MySpace Social Network

Peter DeScioli¹, Robert Kurzban², Elizabeth N. Koch^{3,4}, and David Liben-Nowell³

¹Economic Science Institute, Chapman University, Orange, CA; ²Department of Psychology, University of Pennsylvania, Philadelphia; ³Department of Computer Science, Carleton College, Northfield, MN; and ⁴Department of Computer Science and Engineering University of Minnesota, Minneapolis

Perspectives on Psychological Science
6(1) 6–8

© The Author(s) 2011

Reprints and permission:

sagepub.com/journalsPermissions.nav

DOI: 10.1177/1745691610393979

http://pps.sagepub.com



Abstract

Like many topics of psychological research, the explanation for friendship is at once intuitive and difficult to address empirically. These difficulties worsen when one seeks, as we do, to go beyond “obvious” explanations (“humans are social creatures”) to ask deeper questions, such as “What is the evolved function of human friendship?” In recent years, however, a new window into human behavior has opened as a growing fraction of people’s social activity has moved online, leaving a wealth of digital traces behind. One example is a feature of the MySpace social network that allows millions of users to rank their “Top Friends.” In this study, we collected over 10 million people’s friendship decisions from MySpace to test predictions made by hypotheses about human friendship. We found particular support for the alliance hypothesis, which holds that human friendship is caused by cognitive systems that function to create alliances for potential disputes. Because an ally’s support can be undermined by a stronger outside relationship, the alliance model predicts that people will prefer partners who rank them above other friends. Consistent with the alliance model, we found that an individual’s choice of best friend in MySpace is strongly predicted by how partners rank that individual.

Keywords

friendship, social networks, social cognition

In recent years, hundreds of millions of people have left behind digital records of their social behavior as they interact via online communities like Facebook, MySpace, and Twitter. These digital traces form a massive naturalistic data source that can address a wide variety of psychological questions: “*Alice is now in a relationship. Bob has 150 friends. Charlie has 12 new followers. Alice is now single; Bob likes this.*” Our interests in this article lie in explanations of human friendship, and MySpace has a feature that makes it particularly useful for research on close relationships. MySpace profiles contain a “Top Friends” list, in which individuals designate a subset of their friends as Top Friends and organize these friends in a ranked order. Through this feature, MySpace users have created a vast network of ranked friendships. This data source can be used to test fine-grained predictions about people’s rankings of friends—and theories about why friendships exist at all.

Humans are unusual in that they form long-term, dyadic relationships with nonrelatives, and the evolved function of friendship behavior remains unclear (Silk, 2003). The traditional theory is that friendship is a trade relationship in which

people exchange goods and services to reap gains in trade (Trivers, 1971). Cognitive systems designed for trade should closely monitor benefits given and received (Cosmides & Tooby, 1992; Trivers, 1971). However, substantial evidence shows that friends cooperate without closely monitoring contributions (reviewed by Silk, 2003). For friend rankings, trade models predict that people will favor friends who generate more trade surplus than others, without special concern about friends’ other friendships.

An alternative theory is the alliance hypothesis, which holds that friendship is caused by cognitive systems designed to assemble a group of allies for potential disputes (DeScioli & Kurzban, 2009). The value of an ally crucially depends on the partner’s alliances with others because an individual cannot

Corresponding Author:

Robert Kurzban, Department of Psychology, University of Pennsylvania, 3720 Walnut St., Philadelphia, PA 19104

E-mail: kurzban@psych.upenn.edu

count on a partner for support when the partner has a stronger alliance with the individual's opponent (Snyder, 1997). This point leads to a key prediction of the alliance hypothesis: An individual will favor those friends who rank fewer others above the individual. A partner who ranks the individual first, as the best friend, is particularly valuable because that partner's alliance support cannot be undermined by an outside relationship.

MySpace Sample

We wrote software to collect a sample of approximately 11 million MySpace profiles, including demographic data (age, sex, geographic location; see Fig. S1 at <http://pps.sagepub.com/supplemental>) and each individual's rank-ordered Top Friends (see Fig. S2 at <http://pps.sagepub.com/supplemental>). In this article, we use standard terminology in referring to a focal individual as the "ego" and the ego's ranked friends as "alters." We focused on the best-friend network defined by the connections listed in the first-ranked position in each of these ≈ 11 million lists. Of them, ≈ 3.5 million named best friends also in the sample. In the best-friend network, we computed the most common *connected components*, subsets of individuals connected through best-friend links (Fig. S3). Broadly, the most common component was a mutual pair of best friends, whereas "stars," "paths," and other network structures occurred much less frequently.

A central prediction of the alliance hypothesis is that people will be very concerned about how their friends rank them among other friends. We tested this idea by looking at people's decisions about whom they rank first versus second in their "Top Friends." Specifically, we tested whether *relative rank*, defined as alter's rank of ego (relative to other alters' ranks of ego, DeScioli & Kurzban, 2009), predicts first-ranked friendship. We also looked at demographic predictors based on the alter's age, sex, and geographic distance from the ego. Finally, we tested two predictors based on network popularity: the number of other members (excluding ego) who declared the alter as their first-ranked friend, and the total number of people who ranked the alter somewhere in their "Top Friends" list.

For each predictor variable, we found the subset of egos for which the first- and second-ranked alters differed in the value of the variable ($114,266 < \text{all } ns < 1,199,391$). We analyzed whether these differences predict first- and second-ranked friendships (see Table S1 at <http://pps.sagepub.com/supplemental>). Individuals showed a weak tendency to choose best friends who were older (51%, $p < .001$, binomial test) and closer in age (51%, $p < .001$). Individuals tended to choose best friends who were opposite sex (57%, $p < .001$), which might reflect romantic partners; however, when we repeated all comparisons using only same-sex friendships, we found the same qualitative patterns for all other variables in the same-sex-only sample (Table S1). The two measures of popularity showed little predictive power: the number of best-frienders had a significant but small effect (52%, $p < .001$), and the number of appearances in a "Top Friends" list was not significant (50%, $p = .76$).

Consistent with the importance of physical proximity (Festinger, Schachter, & Back, 1950; Liben-Nowell, Novak, Kumar, Raghavan, & Tomkins., 2005), individuals chose geographically closer individuals as best friends (56%, $p < .001$). This result extends previous research by showing that geographic distance predicts not only the presence or absence of friendships, but also fine-grained distinctions among individuals' highest-ranked friends.

Finally, the key alliance variable, alter's rank of the ego, was the best predictor of first-ranked friendship: 69% of egos ($p < .001$) selected the alter who ranked the ego better. This shows that researchers can distinguish first- and second-ranked friends with 69% accuracy just by knowing how alters rank ego. The relative rank variable predicted a significantly greater proportion of best friendships than the next best predictor, geographic proximity ($z = 84.44$, $p < .001$).

We conducted the same comparisons between first-ranked friends and third- through eighth-ranked friends (Figure S4). The predictive performance of relative rank increased monotonically to 89% for the first versus eighth friend comparison. Geographic proximity also showed an increasing trend up to 63%.

In sum, we found that the key alliance variable—relative rank—strongly predicted whom people identified as their first-ranked friend rather than their second-ranked friend: 69% of egos ($p < .001$) selected the alter who ranked ego better. This factor was considerably stronger than geographic proximity and also performed better than demographic predictors and variables measuring popularity.

Broader Implications

Our findings provide converging evidence for the alliance hypothesis, along with previous research (DeScioli & Kurzban, 2009). Previous work used survey methods to measure a dozen properties of participants' 10 closest friendships. The study showed that participants' perceptions of how their friends rank them was the best predictor of their own friend rankings. This result held after controlling for all other measured variables, including similarity, received benefits, friendship duration, frequency of contact, and traits such as generosity and attractiveness.

The present results add to previous work by testing the alliance hypothesis on a data set of real-world friendship decisions. In contrast to laboratory surveys, MySpace users make friendship decisions in a public forum where they have real-life consequences. These consequences can be observed by browsing MySpace profiles where people frequently discuss the prominently displayed friend rankings (usually asking a friend for a higher rank). Further, our MySpace data set allows us to embed our observations in a network that includes "both sides" of friendships, whereas previous work looked at individuals' perceptions about friends' rankings. Finally, the MySpace network provides data from millions of individuals spanning a wide geographic range, providing sampling advantages over traditional methods.

This work shows how functional theories, traditional research, and massive data sets derived from traces of online behavior can be combined to generate insight into human social behavior. Because the human mind consists of mechanisms with evolved functions, functional theories can provide a powerful framework for generating testable hypotheses. Traditional research can test hypotheses using controlled laboratory methods, typically with samples in the hundreds. Online social networks can provide enormous data sets that are thousands of times larger and measure naturalistic behavior with real-world consequences. All three perspectives on the research question are valuable, and here, they converge to suggest that human friendship might be caused by cognitive systems that are functionally organized for alliance building. If the alliance hypothesis is correct, then the same strategic dynamics that shape coalitions among nations might have shaped the evolved cognitive systems that explain why humans have friends and best friends.

Acknowledgments

We thank Carol Drysdale and HongDa Tang for helpful comments.

Declaration of Conflicting Interests

The authors declared that they had no conflicts of interest with respect to their authorship or the publication of this article.

Funding

This work was supported in part by National Science Foundation (NSF) Grant CCF-0728779, by an NSF Graduate Research Fellowship to Elizabeth N. Koch, and by a postdoctoral fellowship to Peter DeScioli from the International Foundation for Experimental Economics.

References

- Cosmides, L., & Tooby, J. (1992). Cognitive adaptations for social exchange. In J. Barkow, L. Cosmides, & J. Tooby (Eds.), *The adapted mind* (pp. 163–228). New York: Oxford University Press.
- DeScioli, P., & Kurzban, R. (2009). The alliance hypothesis for human friendship. *PLoS ONE*, *4*, e5802.
- Festinger, L., Schachter, S., & Back, K. (1950). *Social pressures in informal groups: A study of human factors in housing*. New York: Harper.
- Liben-Nowell, D., Novak, J., Kumar, R., Raghavan, P., & Tomkins, A. (2005). Geographic routing in social networks. *Proceedings of the National Academy of Sciences, USA*, *102*, 11623–11628.
- Silk, J. (2003). Cooperation without counting: The puzzle of friendship. In P. Hammerstein (Ed.), *Genetic and cultural evolution of cooperation* (pp. 37–54). Cambridge, MA: MIT Press.
- Snyder, G.H. (1997). *Alliance politics*. Ithaca, NY: Cornell University Press.
- Trivers, R.L. (1971). The evolution of reciprocal altruism. *Quarterly Review of Biology*, *46*, 35–57.

Supporting Information

Best Friends: Alliances, Friend Ranking, and the MySpace Social Network

Peter DeScioli, Robert Kurzban, Elizabeth N. Koch, and David Liben-Nowell

Table S1
Predictors of Ego's First- Versus Second-Ranked Friend

Ego's first-ranked friend...	All friends		Same-sex friends ^a	
	<i>n</i> ^b	%	<i>n</i> ^b	%
Ranks ego better	881,909	68.85	391,804	66.32
Is geographically closer	114,266	56.41	45,747	53.85
Is opposite sex of ego	534,587	56.85	-	-
Is closer in age	1,151,751	50.71	457,005	50.93
Is older	1,199,391	51.36	475,208	51.99
Is ranked more often	1,354,710	49.99 ^{ns}	562,938	51.51
Is ranked #1 more often	914,703	51.83	381,867	53.36

Note. Percentages indicate the proportion of individuals whose first-ranked friends had a better predictor value than the individual's second-ranked friend. All percentages differ from chance (50%) at the $p < .001$ level unless labeled "ns."

^aIn the Same-sex sample, egos are included only if ego, ego's first-ranked alter, and ego's second-ranked alter are all male or all female.

^bSample of individuals who had in-sample first- and second-ranked friends who differed in the predictor variable.

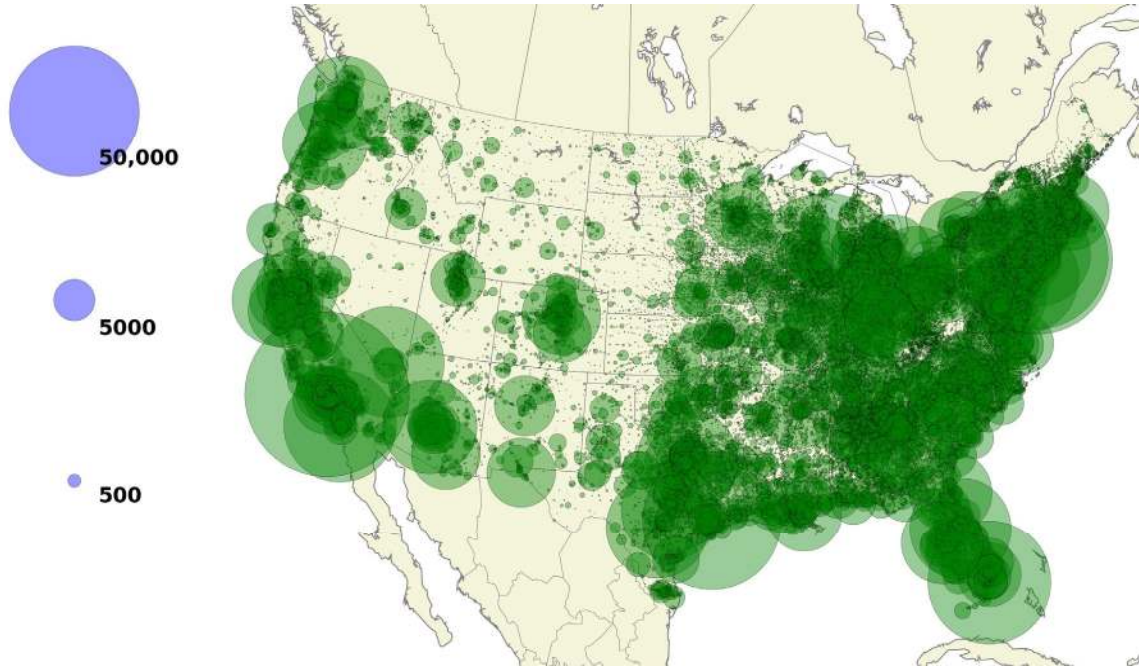


Figure S1. The geographic distribution of our sample from the MySpace network. We were able to determine the locations of 41.7% of crawled profiles in a USGS database of longitudes and latitudes of cities in the contiguous United States. For each longitude-latitude pair x , a circle centered at x with area proportional to the number of crawled MySpace users declaring their location as x is shown. For scale, circles of sizes corresponding to 500, 5000, and 50,000 people are shown on the left.

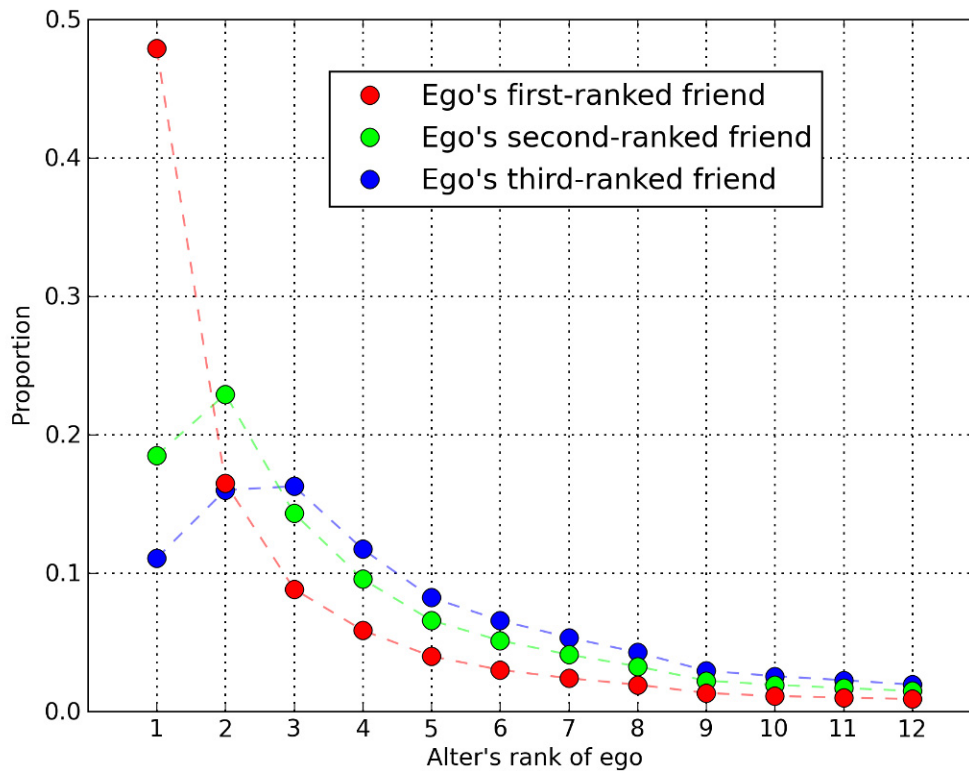


Figure S2. The distribution of the rank of ego by ego's first-ranked friend. Egos who were not ranked by their top-ranked friend were excluded. Of the remaining egos ($n = 2,225,213$), the proportion who were assigned each rank 1-12 by their top-ranked friend is displayed. Ranks greater than twelve are included in the proportion values but omitted from the figure. The analogous plots for ego's second-ranked friend ($n = 1,985,729$) and third-ranked friend ($n = 1,776,654$) are also shown.

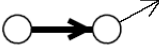



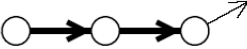



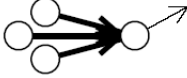

component	count	%c	%n
	753,305	47.5%	33.5%
	313,982	19.8%	14.0%
	122,026	7.7%	8.1%
	93,380	5.9%	6.2%
	86,702	5.5%	5.8%
	22,642	1.4%	2.0%
	19,910	1.3%	1.8%
	15,553	1.0%	1.4%
	15,360	1.0%	1.4%
	13,540	0.9%	1.2%

Figure S3. Distribution of connected components in the best-friend network. A person is represented by a circle and an arrow leads from each person to that person's best friend. The figure shows the ten most frequent components, the number of occurrences, the percentage of components that are of this type (% c), and the percentage of all individuals who occur in this type of component (% n). Shaded nodes are part of the component's cycle (see text). Components without a cycle contain one person whose best friend was uncrawled or a non-person, indicated by an arrow that does not point to a circle. The ten depicted components account for 91.85% of 1,585,561 total components; 70.17% of the 3,445,329 total best friendships; and 75.38% of the 4,495,696 nonisolated people (individuals who list a best friend or are listed as a best friend).

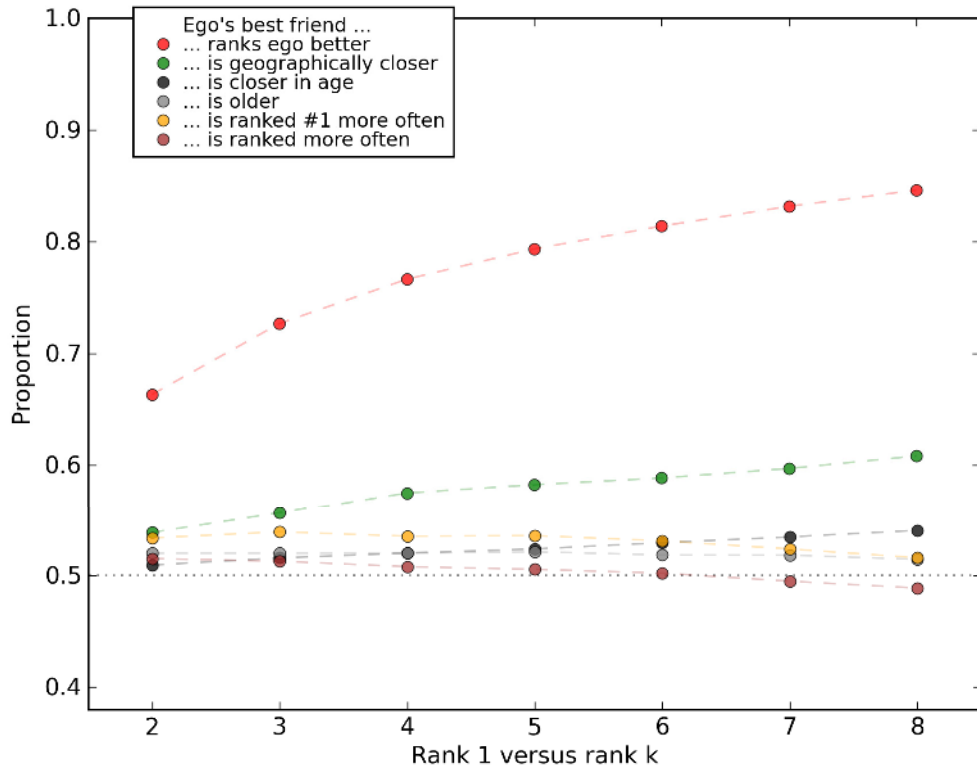
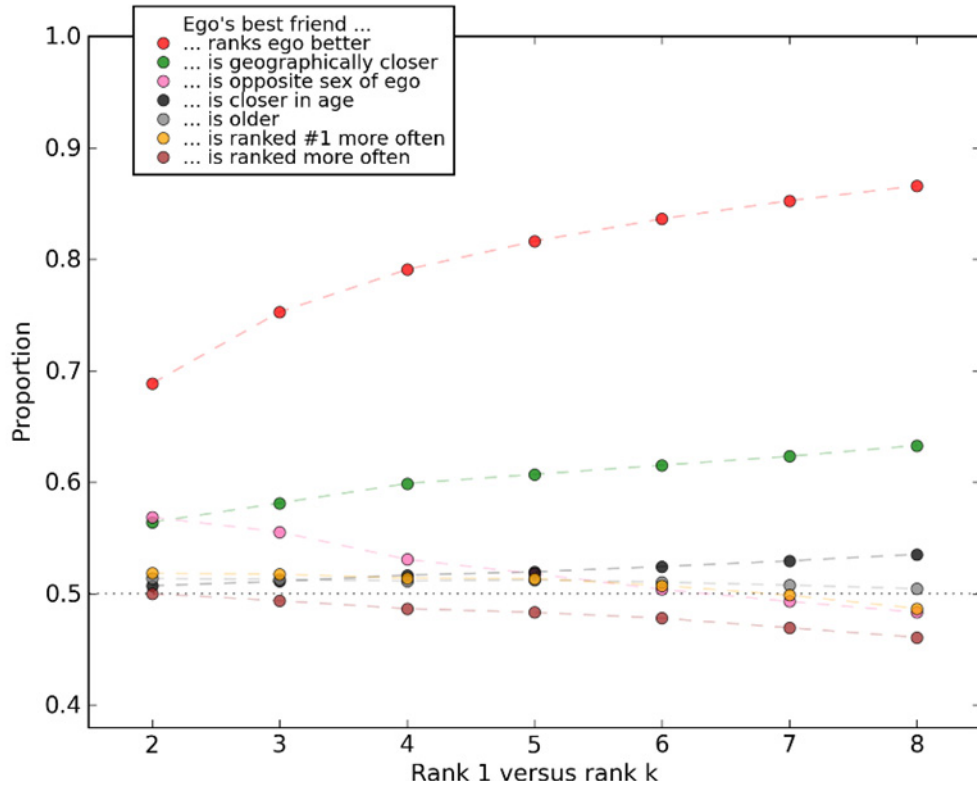


Figure S4. Panel A. Predictors of first- versus k th-ranked friends. To compare best friends to k th-ranked friends ($k = 2, 3, \dots, 8$), we found the subset of individuals whose 1st- and k th-ranked friends differed in the predictor variable. (Individuals are excluded if they did not have a person as their 1st- or k th-ranked friend, or if the predictor variable cannot distinguish those two friends because of a tie or missing data.) Each data point shows the proportion of individuals whose first-ranked friend had a better predictor value than the individual's k th-ranked friend. For each point: $88,204 \leq n \leq 1,354,710$. All values differ from chance (50%) at the $p < .001$ level except: 1 vs. 2, “ranked more often”; and 1 vs. 7, “ranked #1 more often.”

Panel B. Predictors of first- versus k th-ranked friends restricted to same-sex friendships. Egos are included only if ego, ego's 1st-ranked alter, and ego's k th-ranked alter are all male or all female. All values differ from chance (50%) at the $p < .001$ level except: 1 vs. 6, “ranked more often.”

Supporting Methods

We crawled MySpace between October 2007 and February 2008 by using a cluster of desktop machines running a parallelized variant of breadth-first search (BFS). There are sampling biases in a partial BFS-style crawl of a massive-scale network such that individuals in our sample might have higher than average popularity or network “centrality” (Henzinger, Mitzenmacher, & Najork, 2000, Najork & Wiener, 2001). Our view of the network is also “blurry” because the crawl was performed over several months. We did not crawl profiles that were designated as private or profiles that had more than 20,000 friends listed, and we discarded profiles with syntactically anomalous data. For all crawled users, we collected the demographic data stored in their profile (age, sex, geographic location) and their list of top friends. We separated personal profiles from non-personal profiles (e.g., music bands) based on whether the profile listed age and sex. We crawled 10,979,634 personal profiles and 1,805,706 non-personal profiles; and we observed 7,755,385 private profiles. The ≈ 11 M people in our sample were 46% female, had a mean (SD) age of 27 (16), and were from a wide range of geographic locations (Figure S1).

We examined the best-friend network, which is defined by the connections listed in the topmost position in each of the ≈ 11 M individuals’ “Top Friends” lists. In our sample of ≈ 11 M personal profiles, 43% ($n = 4,684,325$) identified best friends whose profiles we did not observe. Most of the remainder identified in-sample persons as best friends ($n = 3,445,329$; 32%), whereas the others chose non-persons such as music bands ($n = 1,063,167$; 10%), private profiles ($n = 1,759,335$; 16%), or profiles that we ignored due to syntactic anomalies ($n = 27,278$; 0.25%). Thus, most individuals (76% of those who chose an in-sample non-private best friend) filled their best-friend slot with a personal profile. We concentrate the present analysis on the ≈ 3.5 M crawled individuals who identified a crawled person as their best friend.

Overview of Best Friends on MySpace

We use standard terminology in referring to a focal individual as “ego” and ego’s ranked friends as “alters,” noting that ranks are not necessarily symmetric, i.e., ego’s rank of alter can differ from alter’s rank of ego.

Individual egos tended to choose as a best friend an alter who was close in age, close in geography, same-sex, and who ranked ego first on the alter's "Top Friends" list. In our sample of ≈ 3.5 M best friendships, the median absolute age difference was 2 years, interquartile range (IQR) = 1-6 years. The proportion of same-sex best friends was 55% for females and 58% for males. We computed geographic proximity for individuals in the contiguous United States by querying individuals' locations in a database (geonames.usgs.gov) to determine longitude and latitude (Figure S1). We located 41.7% ($n = 4,578,321$) of the crawled individuals (the remainder were outside the contiguous U.S. or did not list an official municipality). The median distance between ego and best friend was 4.16 km, IQR = 0-148 km ($n = 800,915$).

We looked at how ego, the "best-friender," was ranked by the alter whom ego ranked as best friend. For egos who were ranked by their best friend ($n = 2,225,212$), we computed the proportions of egos whose best friend ranked ego first through twelfth (Figure S2). The mode was at rank one, accounting for 48% of egos, another 17% of egos were ranked second, and across subsequent ranks the proportion of egos steadily decreased. We plotted the same proportions for the second- and third-ranked friends (Figure S2). The aggregate pattern suggests that individuals tend to choose best friends who rank them highly, especially alters who rank ego first.

Supporting Analysis

Prominent theories of friendship make different predictions about the network structure of best friendships. Some theories, such as alliance models and assortative models (e.g., homophily theory, McPherson, Smith-Lovin, & Cook, 2001), predict that the network will be largely composed of pairs of mutual best friends, due to preferences for loyalty and exclusivity (in alliances) or preferences for similarity (in age, sex, geographic location, etc.). In contrast, other theories predict that the network should have many star structures, which contain multiple best-frienders organized around a central popular individual, due to preferences for specific traits such as intelligence, caring, or attractiveness (Dion & Berscheid, 1974; Langlois et al., 2000). A third possibility is that people do not view best friends as closer than other friends. Fiske (1992) argued, for instance, that people's closest relationships are based on a "principle of equivalence" which "makes it impossible to make graduated differentiations among people" (p. 716). If so, then individuals' rankings of close friends will be essentially arbitrary. This theory predicts best-friend networks that primarily contain relatively long paths of individuals, most of whom have a best-friender but choose someone else as best friend.

To test these ideas, we first looked at the distribution of best-friend slots in our sample. Overall, the 3,445,329 best-friend slots in our sample were distributed across 2,486,712 unique individuals. We computed the indegree distribution—that is, the proportion $N(k)$ of the ≈ 2.5 M individuals with exactly k best-frienders, for each $k \geq 1$. Consistent with previous results (e.g., Barabási & Albert, 1999), this distribution was heavy-tailed. Most relevant here, the mode was at one and the distribution dropped off steeply. We observed $N(1) = 79.58\%$, $N(2) = 15.20\%$, $N(3) = 3.22\%$, $N(4-8) = 1.65\%$, and $N(9+) = 0.36\%$, showing that most people who were chosen as a best friend had only one best-friender. We also computed the proportion $T(k)$ of the ≈ 3.5 M individuals whose best friend was chosen by exactly k best-frienders. These values were $T(1) = 57.44\%$,

$T(2) = 21.94\%$, $T(3) = 6.96\%$, $T(4-8) = 5.76\%$, and $T(9+) = 7.90\%$, showing that most people chose best friends who were not chosen by others.

Next, we analyzed the network in terms of the graph-theoretic concept of a *connected component*—namely, a substructure of the network consisting of all people (nodes) connected to each other via any sequence of best-friend links (edges). The $\approx 3.5\text{M}$ best-friend links partitioned the $\approx 11\text{M}$ -person network into 1,585,561 connected components that contained 2+ people each; these components included a total of 4,495,696 individuals. All individuals have exactly one best friend, which implies that each component can contain only one *cycle*, a sequence of nodes such that following the directed edges from a given node leads through the other nodes and back to the original node. We characterized components according to the number of nodes in the component's cycle, the *cycle length*. In our sample, 66% of components ($n = 1,050,367$) did not contain a cycle because some people listed unobserved, private, or non-personal profiles as their top friend. Of the components that did contain a cycle (34%, $n = 535,194$), nearly all ($n = 533,168$) contained a cycle of length 2, a pair of mutual best friends. In comparison, 0.1% contained a cycle with 3 nodes and 0.007% contained a cycle with 4 or more nodes. Figure 3 shows the most common connected components. Isolated mutual pairs accounted for 20% of observed components and another 8% of components consisted of a mutual pair with a third individual pointing to one of the pair. These results show that mutual pairs occurred frequently relative to paths, stars, and other structures.

The patterns in the MySpace best-friend network are consistent with friendship models leading to networks composed primarily of mutual pairs. These models include the alliance hypothesis, in which individuals prefer high rank per se, and assortative models, in which friends' symmetric ranks occur as a byproduct of other preferences such as an attraction to similar others. In contrast, our results contradict other models in which best friends are chosen based on traits such as attractiveness, intelligence, or generosity. If humans chose best friends based on widely valued and easily observable characteristics, then this would lead to networks composed of star structures with particularly valued individuals attracting a number of best-frienders. Finally, our results contradict equivalence models in which individuals do not discriminate within their group of close friends. The MySpace network structure shows that humans, like several other species (Connor, Heithaus, & Barre, 2001; de Villiers, Richardson, & van Jaarsveld, 2003; Emery, Seed, von Bayern, & Clayton, 2007; Holekamp, Sakai, & Lundrigan, 2007), have strong partner preferences which lead to mutual pairs in friendship networks.

Supporting References

- Barabási, A., & Albert, R. (1999). Emergence of scaling in random networks. *Science*, *15*, 509-512.
- Connor, R. C., Heithaus, M. R., & Barre, L. M. (2001). Complex social structure, alliance stability, and mating access in a bottlenose dolphin 'super-alliance.' *Proceedings of the Royal Society of London B*, *268*, 263-267.
- de Villiers, M. S., Richardson, P. R. K., & van Jaarsveld, A. S. (2003). Patterns of coalition formation and spatial association in a social carnivore, the African wild dog (*Lycaon pictus*). *Journal of Zoology*, *260*, 377-389.

- Dion, K. K., & Berscheid, E. (1974). Physical attractiveness and peer perception among children. *Sociometry*, 37, 1-12.
- Emery, N. J., Seed, A. M., von Bayern, A. M. P. & Clayton, N. S. (2007). Cognitive adaptations of social bonding in birds. *Philosophical Transactions of the Royal Society B*, 362, 489-505.
- Fiske, A. P. (1992). The four elementary forms of sociality: Framework for a unified theory of social relations. *Psychological Review*, 99, 689-723.
- Henzinger, M. R., Heydon, A., Mitzenmacher, M., & Najork, M. (2000). On near-uniform URL sampling. *Computer Networks*, 33, 295-308.
- Holekamp, K. E., Sakai, S. T. & Lundrigan, B. L. (2007). Social intelligence in the spotted hyena (*Crocuta crocuta*). *Philosophical Transactions of the Royal Society B*, 362, 523-538.
- Langlois, J. H., Kalakanis, L., Rubenstein, A. J., Larson, A., Hallam, M., & Smoot, M. (2000). Maxims or myths of beauty? A meta-analytic and theoretical review. *Psychological Bulletin*, 126, 390-423.
- McPherson, M., Smith-Lovin, L., & Cook, J. (2001). Birds of a feather: Homophily in social networks. *Annual Review of Sociology*, 27, 415-444.
- Najork, M., & Weiner, J. L. (2001). Breadth-first crawling yields high-quality pages. *Proceedings of the 10th International Conference on World Wide Web*, pp. 114-118.