

# Biaryl synthesis with control of axial chirality

Timothy W. Wallace\*

Received 14th June 2006

First published as an Advance Article on the web 1st August 2006

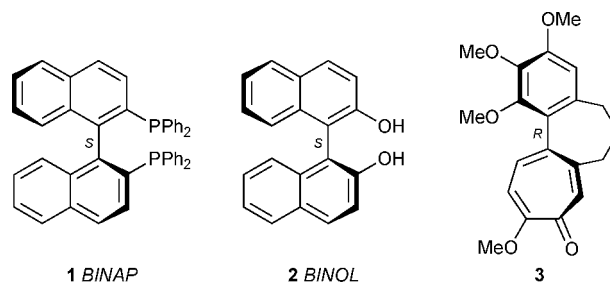
DOI: 10.1039/b608470m

Biaryls have been a persistent focus of interest for chemists since it was recognised, more than 80 years ago, that they can manifest the axial chirality that is inherent in structures consisting of intersecting dissymmetric planes. In recent decades their importance has risen steeply as this structural motif proved spectacularly successful in catalytic synthetic roles and was found to be significant in the context of biological activity. As a consequence, synthetic methods which allowed the construction of biaryls with axial stereocontrol have become highly desirable, and this article traces the development of non-resolution approaches to biaryls with a chosen axial configuration.

## Introduction

Axially enantiopure biaryls are highly prized molecules. Pre-eminent are the 2,2'-disubstituted 1,1'-binaphthyls typified by **1** and **2**, whose properties have been widely exploited in synthetic, materials and supramolecular chemistry.<sup>1</sup> The key component of such molecules, a conformationally restrained stereogenic axis, can also be biologically important, there being a number of compounds whose biological activity is dependent on such a feature. In some of these the axis is the sole stereogenic element, as in the case of (*R*)-(-)-deacetamidocolchicine **3** which, unlike its mirror-image (*S*)-form, binds strongly to the cellular protein tubulin.<sup>2</sup> Alternatively, the axis may be one of

a series of stereogenic elements whose interplay engenders a complex conformational equilibrium within a molecule, as with the glycopeptide antibiotic vancomycin **4** and related structures.<sup>3,4</sup>

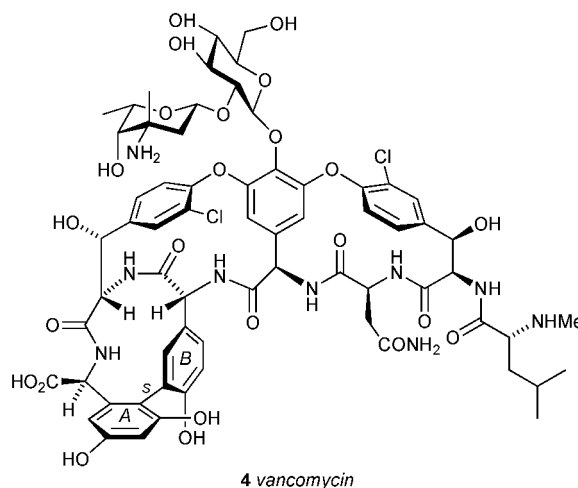


School of Chemistry, The University of Manchester, Oxford Road, Manchester, UK M13 9PL. E-mail: tim.wallace@manchester.ac.uk; Fax: +44 (0) 161 275 4598

Tim Wallace obtained a degree in chemistry in 1971 at Imperial College, London, where remained to carry out research with Peter Sammes which led to the award of a PhD in 1974. After postdoctoral research with Charles Jefford (Geneva) and Sir John Cornforth (Sussex), in 1980 he was appointed to a lectureship at Salford University, becoming a senior lecturer in 1987. In 2001 he moved to UMIST, now The University of Manchester, where he is currently a senior lecturer in the School of Chemistry.



Tim Wallace

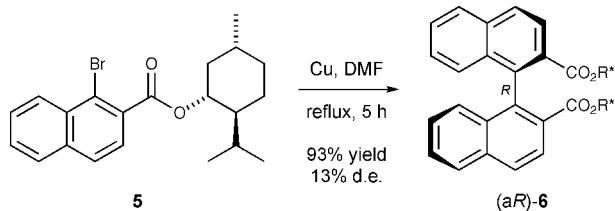


The presence of a stereogenic axis within a target molecule offers the same initial prospect as a stereogenic centre, namely the potential doubling of the stereoisomer count for each uncontrolled installation. In the context of central chirality, recent decades have witnessed the development of many reliable methods for stereocontrolled synthesis. Meanwhile the problem of axial stereocontrol has offered some different challenges, one being the absence of an axial equivalent of the 'chiral pool' from which prefabricated stereogenic units might be redeployed for synthetic purposes. Consequentially, classical resolution has remained an important source of enantiopure biaryls and techniques for controlling axial stereochemistry during their construction have emerged

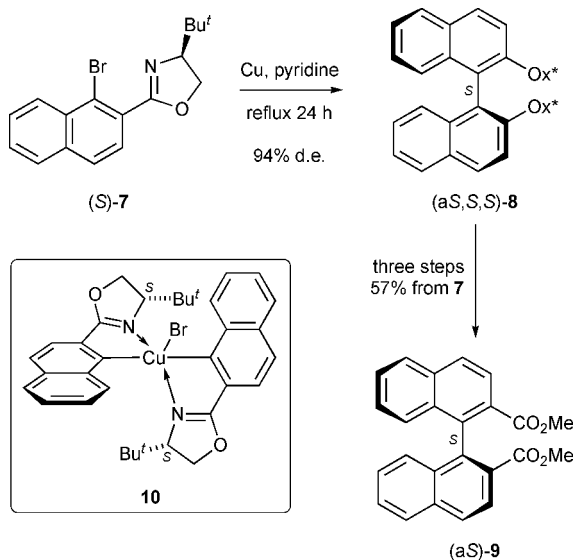
more slowly. Nevertheless, anyone intent on axially-controlled (*atroposelective*) biaryl synthesis can now select from various protocols, these being the fruits of much effort and ingenuity over the last 25 years. The objective of this article is to examine some of the developments over this period, and the coverage is illustrative and selective rather than comprehensive. For the reader seeking the latter, the excellent review by Bringmann *et al.*<sup>5</sup> is recommended.

## Non-catalytic intermolecular aryl–aryl coupling reactions

In 1980 the long-established route to symmetrical biaryls *via* the copper-mediated coupling of haloarenes (the Ullmann reaction<sup>6</sup>) was modified by Miyano *et al.*, who incorporated central chirality into 1-bromo-2-naphthoates using chiral alcohols such as (–)-menthol (Scheme 1).<sup>7</sup> The diastereoselectivity that accompanied the conversion of **5** into the binaphthyl **6** set an important precedent which was later exploited by Meyers and coworkers using oxazoline moieties derived from chiral amino alcohols as masked carboxylic acid groups. High selectivity proved possible with this system, as illustrated by the conversion of **7** into **9** (Scheme 2)<sup>8</sup> which can be directly compared to the result in Scheme 1. The sense of induction leading to **8** was ascribed to the intermediacy of a copper-containing complex, represented as **10**, that is sterically favoured over the corresponding (*aR*)-**8** precursor.



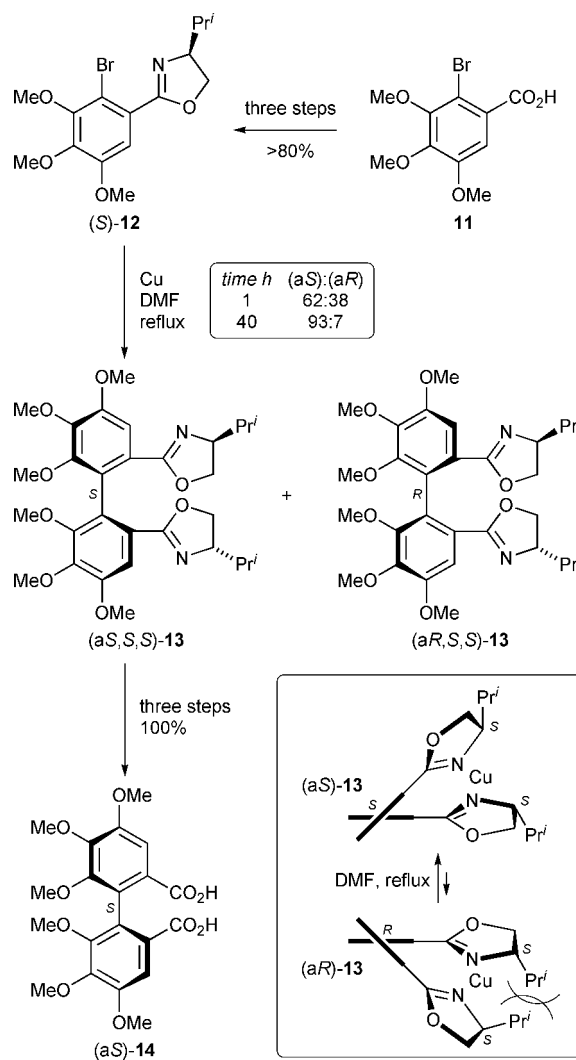
**Scheme 1** The first asymmetric Ullmann reaction.<sup>7</sup>



**Scheme 2** Nelson and Meyers' asymmetric Ullmann reaction.<sup>8</sup>

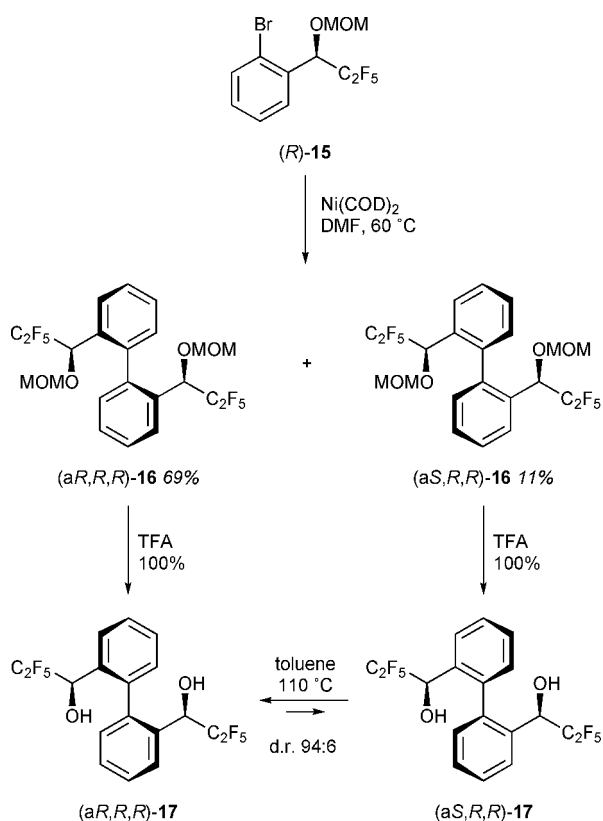
In applying the oxazoline-based Ullmann reaction to the preparation of (*S*)-**14**, required for the synthesis of ellagitannins,

Nelson and Meyers observed high diastereoselectivity in the homocoupling of the (*S*)-valinol derived oxazoline **12**,<sup>9</sup> but discovered that the ratio of the two products (*aS*)-**13** and (*aR*)-**13** only reached the maximum value (93 : 7) after a prolonged reaction time (Scheme 3).<sup>10,11</sup> After further experimentation it was concluded that a thermodynamically-controlled resolution was contributing to the observed selectivity, and that copper was an essential component of the process. A model involving the copper-assisted thermal equilibration of the atropisomeric forms of **13** was proposed (Scheme 3, inset).



**Scheme 3** Synthesis of the ellagitannin precursor (*S*)-**14**.<sup>9–11</sup>

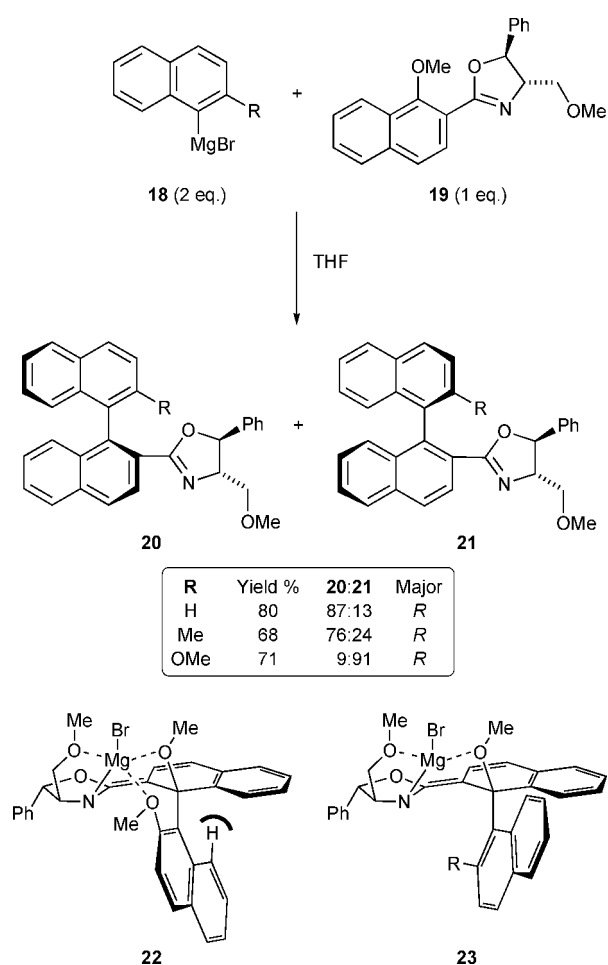
In a more recent example of homocoupling followed by thermodynamic equilibration, Kumadaki *et al.*<sup>12</sup> prepared a series of 1,1'-biaryl-2,2-dialkanols bearing perfluoroalkylated side-chains with central chirality in the benzylic positions. In a typical sequence (Scheme 4), the nickel-mediated homocoupling of the MOM-protected bromoarene (*R*)-**15** gave the diastereoisomeric biaryls (*aR*)-**16** and (*aS*)-**16** in respective yields of 69 and 11%. Removal of the protecting groups followed by heating at 110 °C resulted in equilibration with convergence to the diol (*aR*)-**17**. The influence of *ortho*-benzylic central chirality on the formation and stability of unsymmetrical biaryl axes is a recurrent theme in their synthesis.



**Scheme 4** Nickel-mediated diastereoselective Ar–Ar homocoupling.<sup>12</sup>

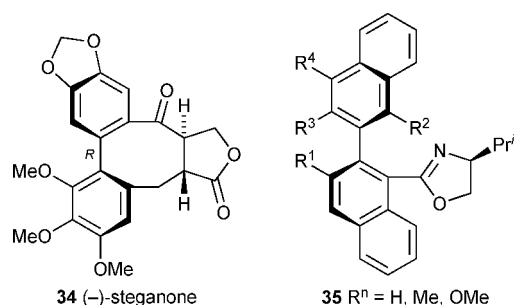
While the Ullmann coupling and related reactions<sup>6</sup> are useful sources of symmetrical biaryls, they are intrinsically less effective in the context of cross-coupling. Fortunately, by the 1980s various strategies were available for effecting aryl–aryl cross-coupling reactions using organometallic reagents as nucleophiles, and these could be rendered diastereoselective by the inclusion of homochiral components. Meyers and coworkers had established that, in appropriate circumstances, the methoxyl group of a 2-(2-methoxyaryl)oxazoline is activated towards nucleophilic displacement by Grignard reagents, and were able to exploit this in biaryl synthesis by including chirality in the oxazoline moiety as illustrated in Scheme 5.<sup>13</sup> Contemporaneously the alternative strategy of using a 2-(2-alkoxyaryl)oxazoline in which the departing alkoxy group contained the required chirality was investigated by Wilson and Cram (Scheme 6).<sup>14</sup> Both methods provided useful levels of diastereoselectivity. The results in Scheme 5 were rationalised by reference to intermediates of the forms **22** and **23**, the rationale being that the former benefits from the coordination of the extra methoxyl group, but in the absence of this feature, the latter avoids steric compression of the *peri*-hydrogen (H-8) of the Grignard reagent. The results in Scheme 6 were rationalised on the basis of similar models, *viz.* **27** and **28**, but with the influence of the substituents on the alkoxy group superimposed as depicted.

Meyers' cross-coupling method was also shown to be effective with oxazolines derived from valinol, making it more convenient, and the coordination model shown in Scheme 5 was probed in studies involving various aromatic substrates. The results, shown in Scheme 7,<sup>11,15</sup> confirm that in the Mg-assisted couplings, the electronic effect of an *ortho*-substituent is more influential than its steric size. It is proposed that the reactions in Scheme 7 proceed

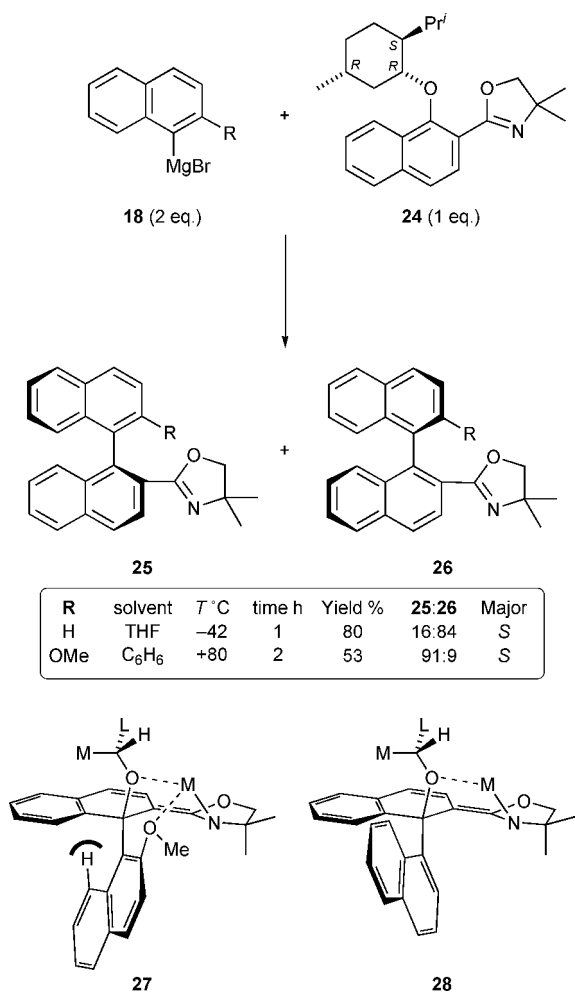


**Scheme 5** Chiral oxazoline-mediated Ar–Ar cross-coupling.<sup>13</sup>

most readily *via* an intermediate complex **33**, formed as a result of the nucleophile avoiding the isopropyl group during the coupling process and stabilised by coordination of the *ortho*-methoxyl substituent as indicated. When the 'R' group can also coordinate to Mg, the alternative pathway leading to the (*aR*)-atropisomer **32** becomes competitive. This methodology has proved of enduring value, with applications that include a synthesis of the antileukemic lignan (–)-steganone **34**,<sup>16</sup> and the preparation of a new series of substituted 2,2'-binaphthyls **35** by Sargent and coworkers.<sup>17</sup>



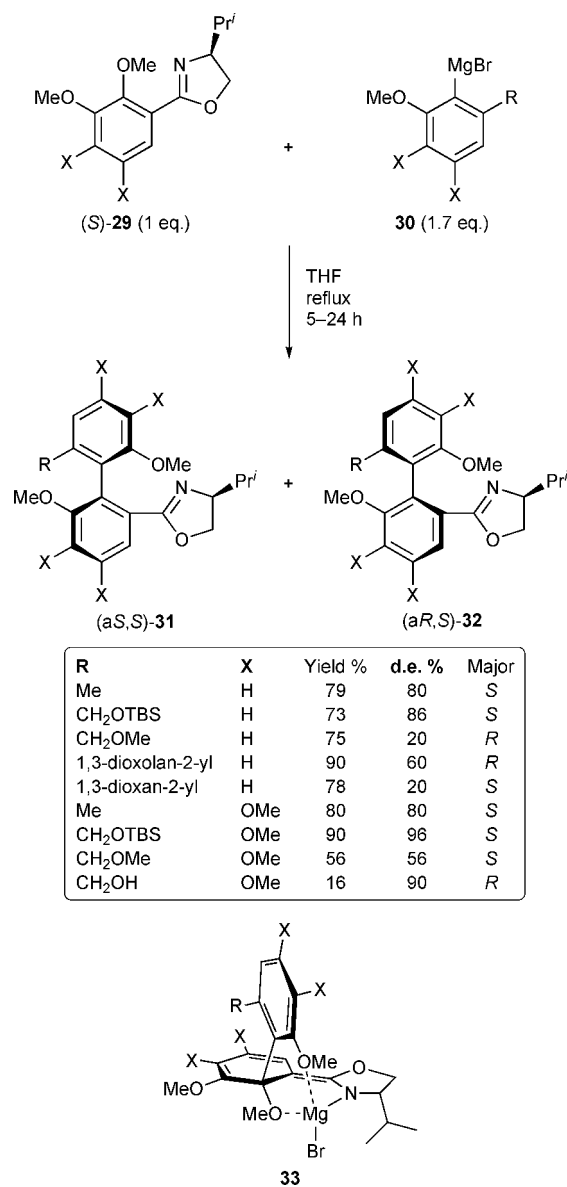
The strategy of using a chiral nucleofugic group as a stereocontrol element (*cf.* Scheme 6) was extended by Miyano *et al.*, who found that hindered ester groups were also able to activate the desired aromatic nucleophilic substitution process without themselves suffering attack by the Grignard reagent (Scheme 8).<sup>18</sup>



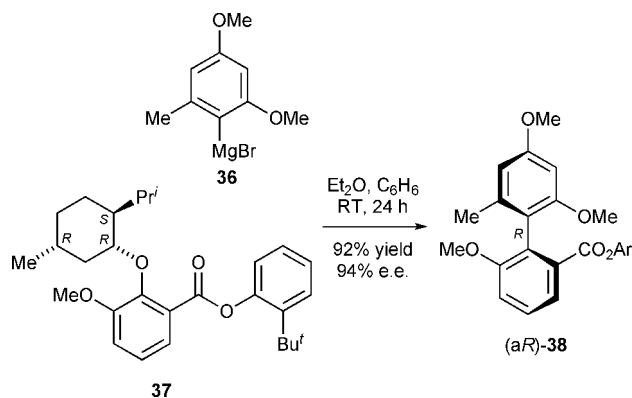
Scheme 6 Chiral nucleofuge-mediated Ar–Ar cross-coupling.<sup>14</sup>

## Catalytic atroposelective aryl–aryl homocoupling reactions

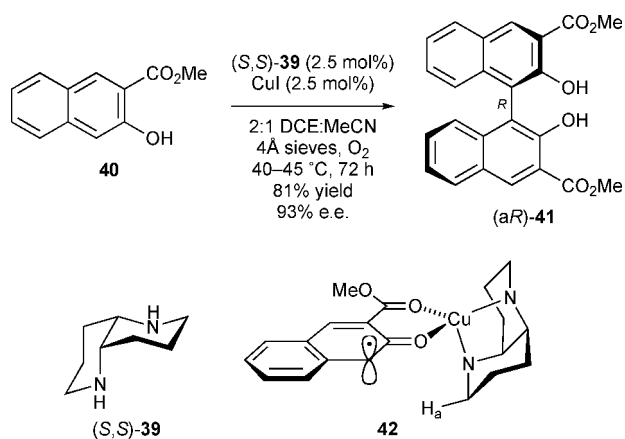
In the context of symmetrical biaryls, the distinctive redox properties of phenolic systems have allowed the development of synthetic methods based on oxidative coupling, from which have emerged various routes to BINOL **1** and its derivatives *via* the catalytic asymmetric oxidative coupling of 2-naphthols.<sup>17</sup> The examples shown in Schemes 9 and 10 illustrate how oxygen can be used as the stoichiometric oxidant in the presence of a metal-based homochiral complex. The development of 1,5-diazadecalin **39** as the source of chirality in the oxidative coupling of **40** to (a*R*)-**41** (Scheme 9) was described by Kozłowski and coworkers.<sup>19</sup> They proposed a mechanistic model based on the dissymmetric shielding of the *re*-face of the intermediate radical by the diamine unit, as depicted in **42**, to account for their results. In the equivalent vanadium-based oxidative couplings, two groups used the amino acid-derived oxovanadium complexes **43** and **44** to generate a series of substituted binaphthols (Scheme 10). The coupling of **45** proved efficient using either catalyst, although the use of **43** gave (a*R*)-**46**<sup>20</sup> whereas the use of **44** (3 mol%, 40–45 °C, 7 d) gave the atropisomer (a*S*)-**46** (96% yield, 87% e.e.).<sup>21</sup> It is noteworthy that the catalyst **43** possesses a flexible biaryl axis, which offers advantages under the principles of tropoisomerism.<sup>22</sup>



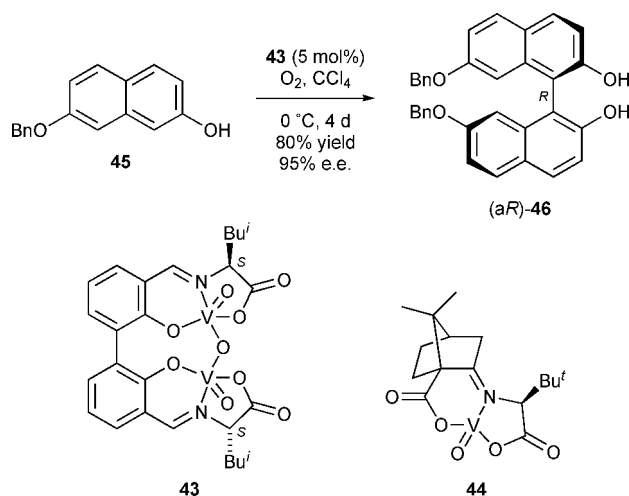
Scheme 7 Oxazoline-mediated synthesis of polymethoxylated biaryls.<sup>11,15</sup>



Scheme 8 Enantioselective biaryl synthesis from 2-menthoxybenzoates.<sup>18</sup>



**Scheme 9** Copper-mediated catalytic atroposelective coupling route to **41**.<sup>19</sup>



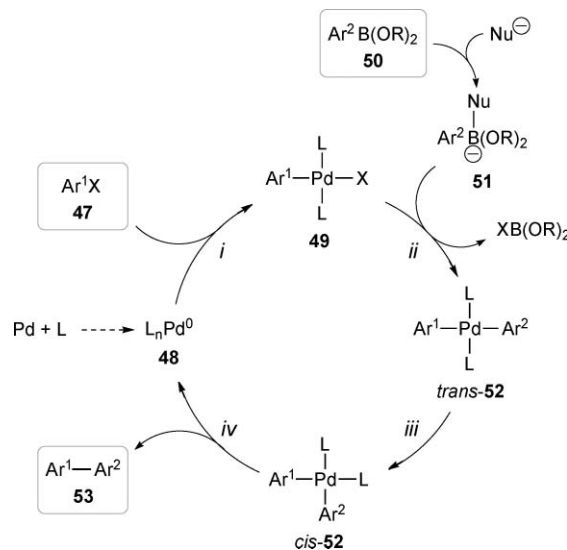
**Scheme 10** Vanadium-mediated catalytic atroposelective coupling route to **41**.<sup>20,21</sup>

## Catalytic atroposelective aryl–aryl cross-coupling reactions

The area of unsymmetrical biaryl synthesis was given new impetus with the emergence, during the 1970s, of a series of methods for the cross-coupling of haloarenes with organometallic reagents under transition-metal catalysis. The most enduring of these, first described in 1982,<sup>23</sup> is the combination of palladium as the catalytic metal with an arylboronic acid or ester as the organometallic reagent. Now known as the Suzuki–Miyaura reaction,<sup>24</sup> this rose to prominence as the method of choice for biaryl synthesis because of its mildness, convenience and efficiency. The reaction tolerates a broad range of functional groups, can proceed in the presence of water, requires low catalyst loadings and produces no toxic by-products.

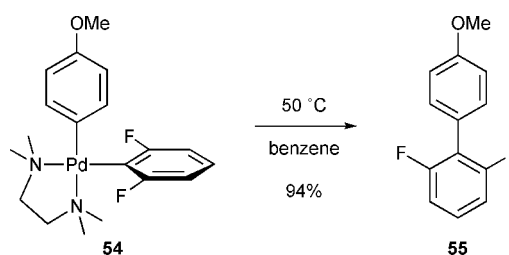
A simplified Suzuki–Miyaura reaction sequence is shown in Scheme 11. The cycle begins with step (i), the oxidative addition of the haloarene **47** to the catalytic Pd(0) species **48** to produce a Pd(II) intermediate **49**. Step (ii) is the transmetalation of the arylboron reagent **50**, as the Nu-activated form **51**, by the arylpalladium **49**,

which gives a *trans*-diarylpalladium species **52**. Step (iii) is the isomerisation of *trans*-**52** into *cis*-**52** to set up step (iv), a reductive elimination which gives the biaryl product **53** and regenerates the catalyst **48**.



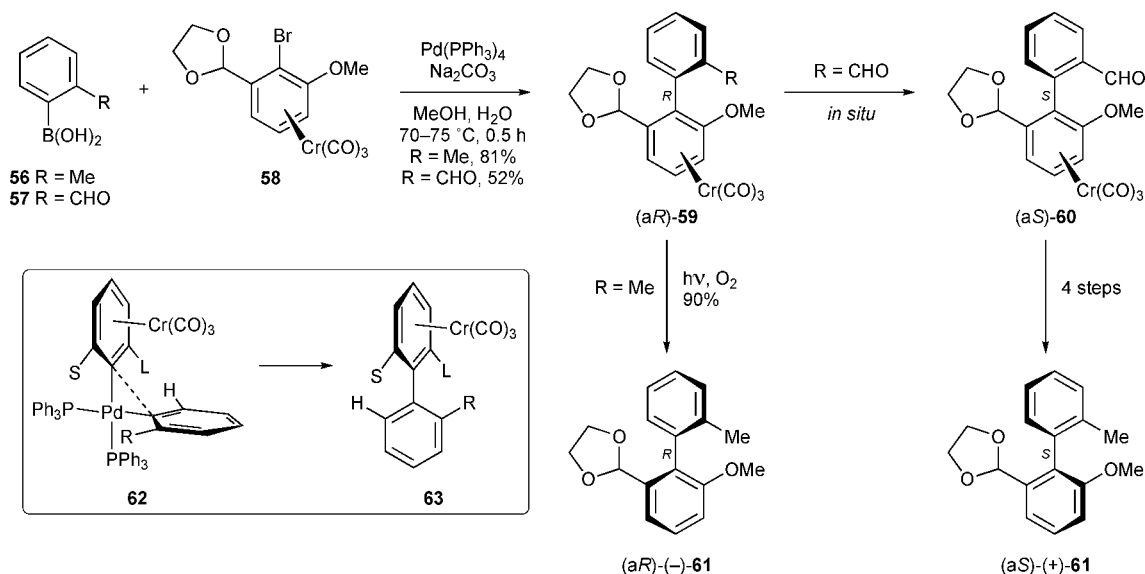
**Scheme 11** The key steps in the Pd-catalysed cross-coupling route to a biaryl **53**.

Key synthetic aspects of the reaction, in particular the effects of substituents, have been widely investigated and new generations of catalyst have been introduced in recent years.<sup>25</sup> However, the situation represented in Scheme 11 is rendered complex by the superimposed effects of kinetics, thermodynamics and ligand exchanges that may attend any step in the cycle using any particular combination of reagents and solvents, so various mechanistic issues remain under scrutiny. These include the effects of steric bulk and electron donor capacity on the behaviour of ligands,<sup>26</sup> the part played by base (Nu) in the sequence,<sup>27</sup> and the detailed mechanisms of oxidative addition<sup>28</sup> and reductive elimination.<sup>29</sup> Insight has been gained into the individual steps of the sequence by synthesising some of the putative intermediates. In a recent example, Osakada *et al.* prepared the *cis*-diarylpalladium complex **54** via the transmetalation of (2,6-difluorophenyl)boronic acid with 4-methoxyphenyl(iodo)Pd(TMEDA), and analysed the kinetics of thermally-induced reductive elimination to the biaryl **55** (Scheme 12).<sup>30</sup>



**Scheme 12** Direct biaryl formation *via* thermal reductive elimination.<sup>30</sup>

In principle, axis-selective Suzuki–Miyaura coupling is rendered possible by the inclusion of chirality in one or both the reaction partners, and Uemura and coworkers showed that the use of

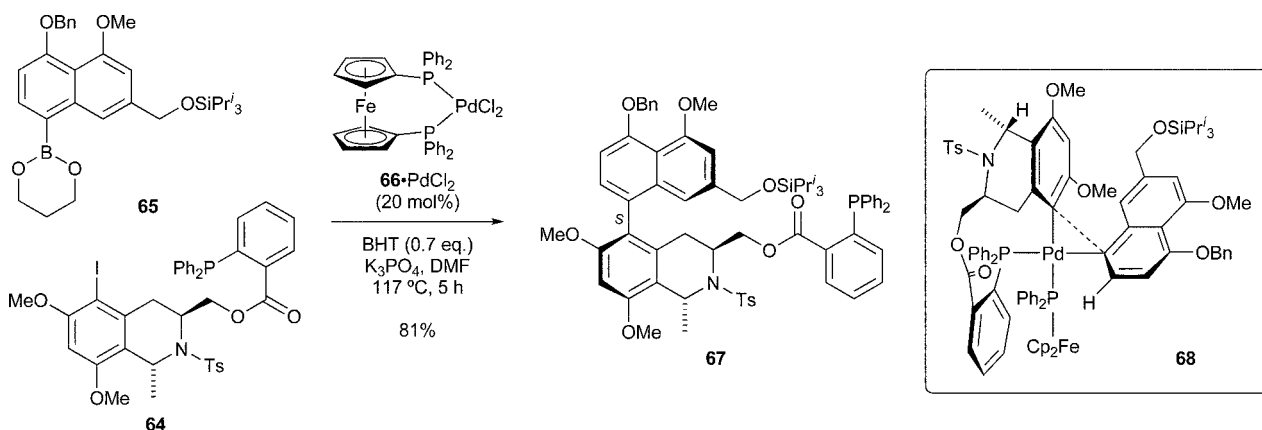


Scheme 13 Suzuki–Miyaura reactions of chiral tricarbonyl(arene)chromium complexes.<sup>31</sup>

planar-chiral haloarenes is a particularly effective way to exploit this principle, as illustrated in Scheme 13.<sup>31</sup> In this study it was found that coupling **56** or **57** with the chromium complex **58** gave the axially complementary biaryls (*aR*)-**59** and (*aS*)-**60** whose structures were confirmed *via* transformation into the enantiomeric biaryls (–)-**61** and (+)-**61**. The seemingly opposite selectivity of the two coupling steps was rationalised by consideration of the *cis*-diarylpalladium(II) intermediates (*cis*-**52** in Scheme 11) that might be involved. Of the possible structures, **62** has the R-group oriented *syn* to the less bulky (S) group and the tricarbonylchromium group *anti* to the nearest PPh<sub>3</sub> group (Scheme 13, inset). Reductive elimination, expected to be rate-determining, can proceed most readily through **62** if the R-group rotates toward the Cr(CO)<sub>3</sub> moiety and the H-atom rotates towards the proximal PPh<sub>3</sub> group, thereby avoiding non-bonding interactions between the latter and the R-group and producing **63**; the formation of **59** is consistent with this rationale. The formation of **60** from the reaction of **57** with **58** can be attributed to the isomerisation of the product **59** into the more stable **60** in which the R and (tricarbonyl)chromium groups are apart. The barrier to

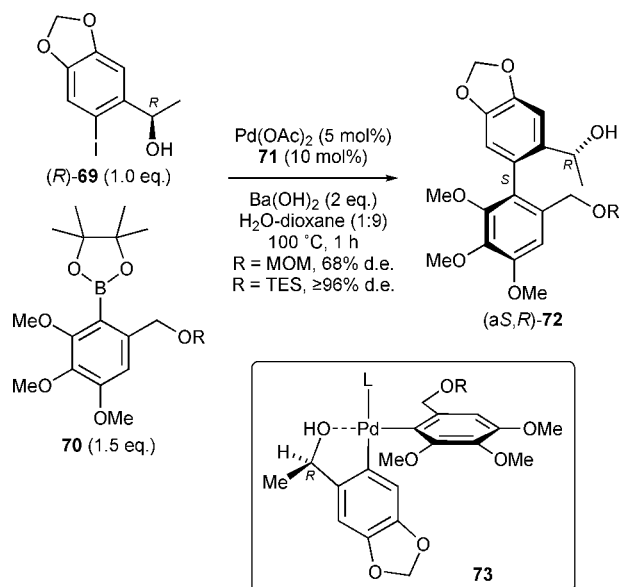
this type of isomerisation is significantly lower in the case of R = CHO. Uemura's methodology has since been adapted for use in approaches to biaryl natural products such as (–)-steganone **34**.<sup>32</sup>

Catalysed cross-coupling between reaction partners with existing central chirality is a potentially common scenario in the synthesis of atropisomeric natural products, but a pair of fragments may not be predisposed towards coupling in the desired sense. One way to cope with this situation is to equip one of the coupling partners with an 'internal ligand' that can direct the coupling reaction. The viability of this strategy was illustrated by Lipshutz and Keith as they sought a route to the alkaloid korupensamine A.<sup>33</sup> The key coupling step (Scheme 14) involved the haloarene **64**, in which a 2-(diphenylphosphino)benzoate group served as the directing ligand, and the boronate **65**. The reaction, carried out in the presence of PdCl<sub>2</sub>(dppf) and 2,6-di-*t*-butyl-4-methylphenol (BHT), gave the atropisomer **67** exclusively. This outcome can be rationalised on the basis of an intermediate diarylpalladium species **68** (Scheme 14, inset), through which reductive elimination to give **67** can occur with the bulk of the naphthalene moiety and the dppf ligand **66** kept apart throughout.

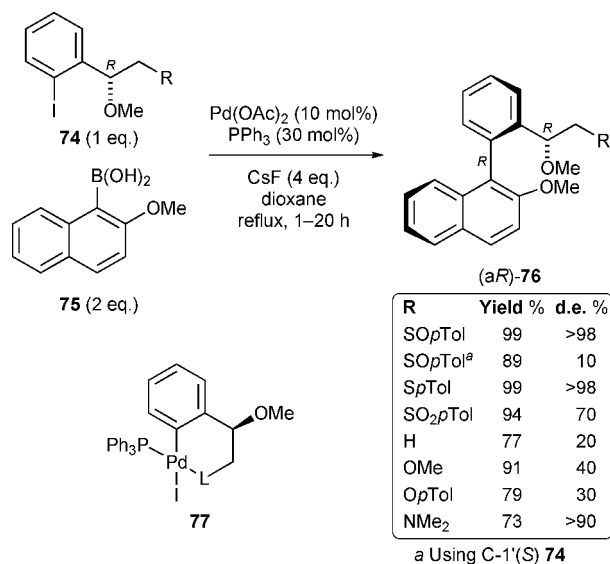


Scheme 14 Suzuki–Miyaura coupling with intramolecular phosphine coordination.<sup>33</sup>

Intramolecular coordination to palladium has also been invoked as a control element in atroposelective arylations of haloarenes bearing heteroatom-substituted *o*-alkyl groups. For example, Baudoin *et al.* found that the 1-(*o*-iodoaryl)ethanol **69** reacted with the pinacol boronate **70** (R = TES) to give the corresponding biaryl **72** with essentially complete axis control (Scheme 15).<sup>34</sup> The sense of the selectivity, which was lower when less bulky R groups were used, is consistent with reaction *via* a diarylpalladium species **73**, in which the methyl group of the Pd-coordinated hydroxyethyl side-chain avoids a steric clash with the CH<sub>2</sub>OR group of the other aryl substituent. In a parallel study, Broutin and Colobert observed coordination effects involving both the *alpha* (benzylic) and *beta* positions of the *o*-alkyl side-chain of the haloarene (Scheme 16).<sup>35,36</sup> Thus, coupling iodoarenes



**Scheme 15** Suzuki–Miyaura coupling of (2-iodoaryl)ethanol derivatives.<sup>34</sup>

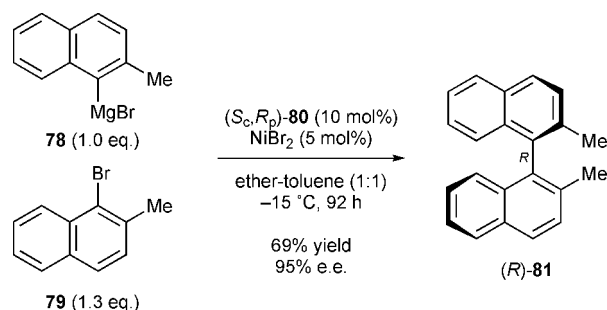


**Scheme 16** Suzuki–Miyaura coupling of substituted (2-iodoaryl)ethanol derivatives.<sup>35,36</sup>

**74** with the naphthylboronic acid **75** gave the biaryls **76** in good yield but with levels of atroposelectivity that varied with the coordinating ability of the R group, suggesting the participation of intermediates of the form **77**. The sulfoxide **74** (R = SO<sub>p</sub>Tol) possesses two stereogenic centres, and it was found that the coupling atroposelectivity was much lower (10% d.e.) with the C-1'(S) epimer than with the corresponding sulfone **74** (R = SO<sub>2</sub>pTol) (70% d.e.), indicating that the benzylic stereochemistry was the dominant factor in this case.<sup>35</sup>

## Aryl–aryl cross-coupling using homochiral catalysts

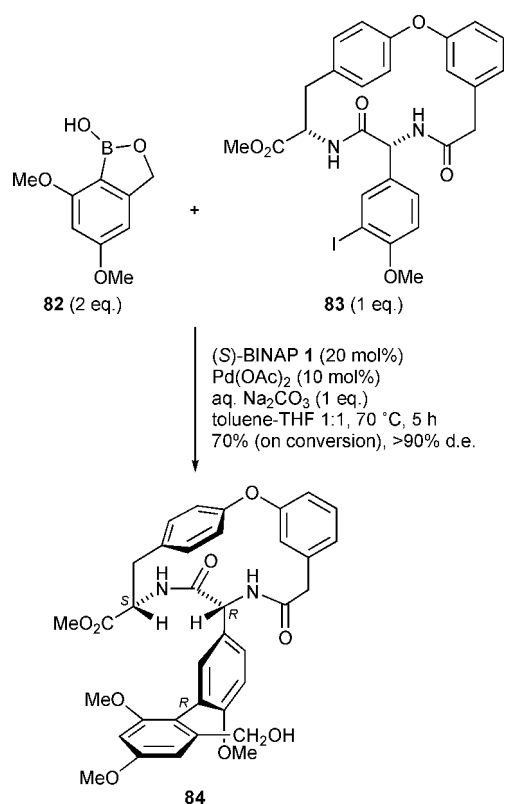
In 1988 Hayashi and coworkers set a formidable standard for catalytic atroposelective cross-coupling of haloarenes and arylmetals. Their system is illustrated in Scheme 17 with the coupling of **78** and **79** using a nickel catalyst derived from the ferrocenylphosphine ligand **80**, which gave the binaphthyl (*R*)-**81** (95% e.e.).<sup>37</sup> The phosphine ligand **80**, which could be recovered from the reaction and reused, incorporated an alkoxy group that proved essential for high selectivity. This was attributed to its ability to coordinate to magnesium during the formation of a diarylnickel species *via* a transmetalation step equivalent to (ii) in Scheme 11.



**Scheme 17** Asymmetric catalysis of Ar–Ar cross-coupling.<sup>37</sup>

Homochiral ligands were later used to control the atroposelectivity of diastereoselective Suzuki–Miyaura reactions (*i.e.*, those in which central chirality is present in one or both of the coupling partners). For example, in the course of their studies directed towards the total synthesis of vancomycin **4**, Nicolaou and coworkers found that the Pd-catalysed coupling of **82** and **83** in the presence of (*S*)-BINAP **1** gave the biaryl **84** with high atroposelectivity (Scheme 18).<sup>38</sup> No axial selectivity was observed using triphenylphosphine as the added ligand, indicating that the reaction was devoid of any bias due to the central chirality in **83**.

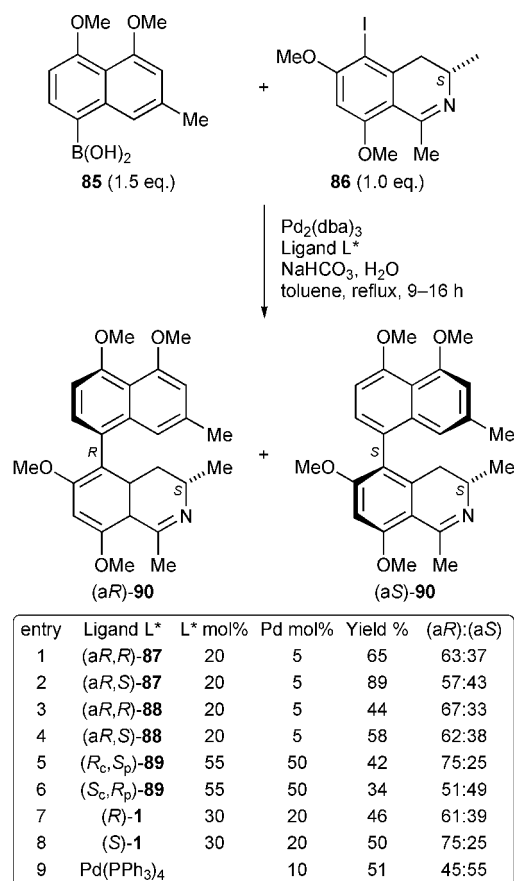
Recent studies have revealed the potential for interplay between catalyst structure and pre-existing central chirality in Suzuki–Miyaura reactions. The coupling of **85** and (*S*)-**86** was carried out in the presence of different stereoisomers of the ligands **1** and **87–89**, and in all cases the presence of the homochiral ligand favoured the formation of the biaryl (*aR*)-**90** (up to 50% d.e.) (Scheme 19).<sup>39</sup> It is intriguing that each enantiomer of **1** and **89** should favour the same (*aR*) sense of coupling, and that no ligand was able to reinforce the existing predisposition towards pro-(*aS*) coupling (*cf.* entry 9) under the conditions used. Moreover it was shown that the atroposelectivity of Suzuki–Miyaura coupling reactions can be reversed by changing the ligand–palladium ratio.<sup>40</sup>



**Scheme 18** Atroposelective catalysis of Suzuki–Miyaura coupling using BINAP **1**.<sup>38</sup>

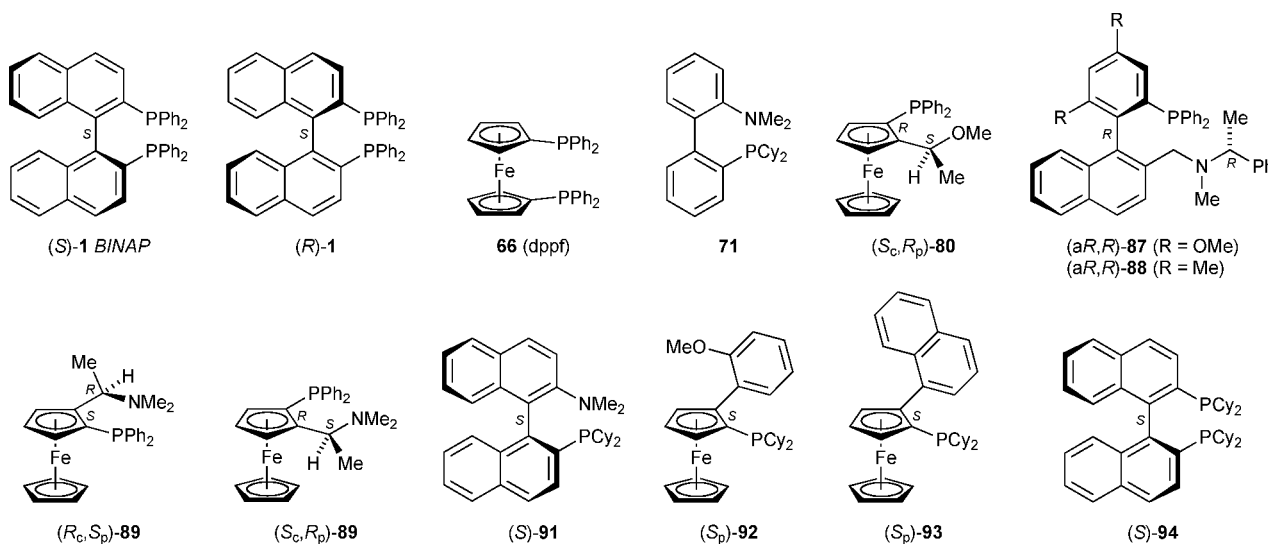
The first examples of asymmetric Suzuki–Miyaura cross-coupling of achiral aryl reagents, utilising **89**<sup>41</sup> and **91**<sup>42</sup> as the respective catalytic ligands, were reported in 2000, and a variety of alternative ligands such as **92**,<sup>43</sup> **93**<sup>43</sup> and **94**<sup>44</sup> have also been screened as catalysts since then.

Camidge and Crépy screened twelve ligands, including amines and *P*-chiral phosphines, and a variety of reaction conditions for the synthesis of binaphthyls, obtaining their best result using the ligand **89** (Scheme 20).<sup>41</sup> They also made some mechanistically intriguing observations, *e.g.* that the predominating atroposelectivity

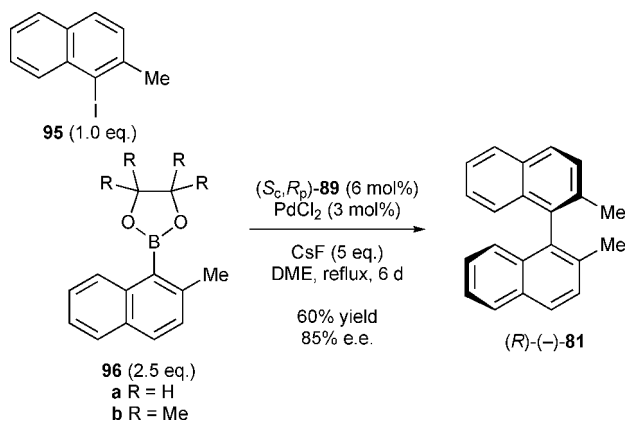


**Scheme 19** Atroposelection with interplay of catalyst structure and steric predisposition.<sup>39</sup>

can be inverted by changing the boronate ester from the ethylene glycol derivative **96a** to the corresponding pinacol derivative **96b**, which contributes to the evidence for transmetalation being the critical step as far as asymmetric induction is concerned. Yin and Buchwald prepared a series of hindered binaphthyl-derived ligands and found optimum coupling conditions (solvent, base, *etc.*) with **91** in combination with Pd<sub>2</sub>dba<sub>3</sub> at low catalyst loadings

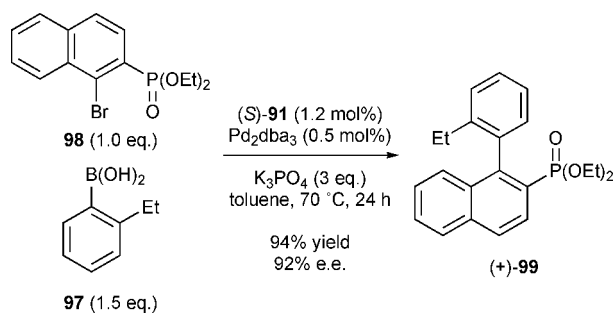




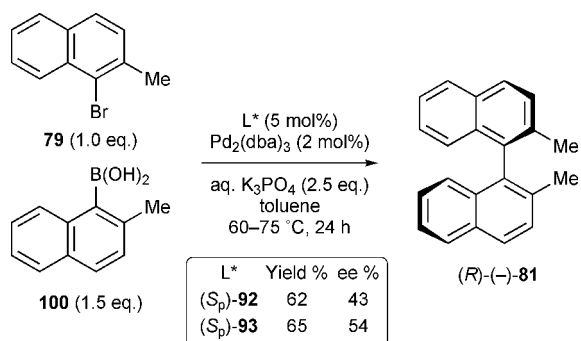


**Scheme 20** Asymmetric biaryl coupling using the ligand **89**.<sup>41</sup>

(Scheme 21).<sup>42</sup> Later studies along similar lines led to the new ferrocenylphosphine ligands **92** and **93** (Scheme 22)<sup>43</sup> and the use of a cationic palladium species derived from (*S*)-Cy-BINAP **94** as a catalyst (Scheme 23).<sup>44</sup>

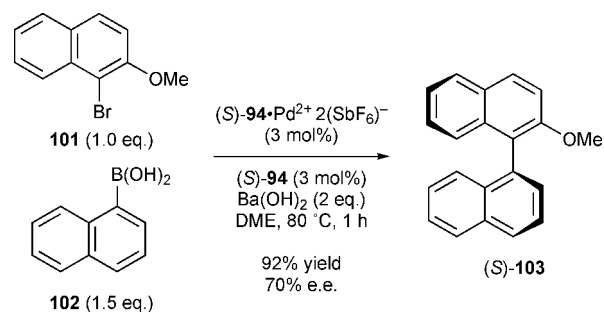


**Scheme 21** Asymmetric biaryl coupling using the ligand **91**.<sup>42</sup>

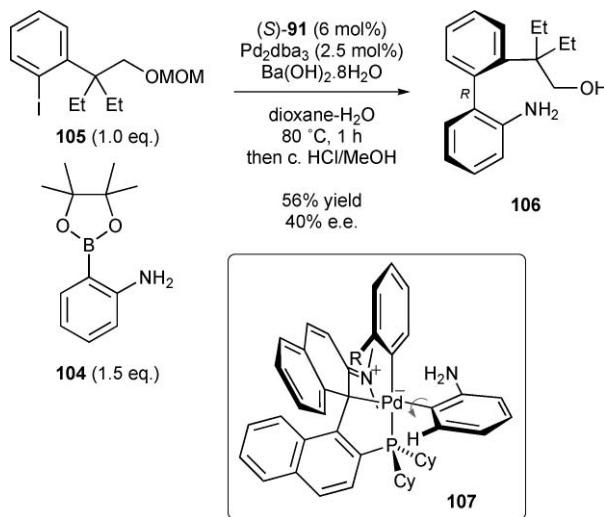


**Scheme 22** Asymmetric biaryl coupling using the ligands **92** and **93**.<sup>43</sup>

In their preparation of an analogue of the tubulin-binding agent rhazininam, Baudoin and coworkers screened several Suzuki–Miyaura catalysts for use in coupling **104** with **105**, and obtained a useful result with the Yin–Buchwald system, which gave the desired biaryl **106** with 40% e.e. (Scheme 24).<sup>45</sup> They suggested that the sense of induction observed in this reaction was compatible with the participation of a five-membered palladacycle intermediate **107**, which could be formed with minimised steric interactions between the substituents both before and during the transmetalation step leading to it. Crystallographic evidence for



**Scheme 23** Asymmetric biaryl coupling using a cationic Pd complex.<sup>44</sup>



**Scheme 24** Synthetic application of the catalyst **91**.<sup>45</sup>

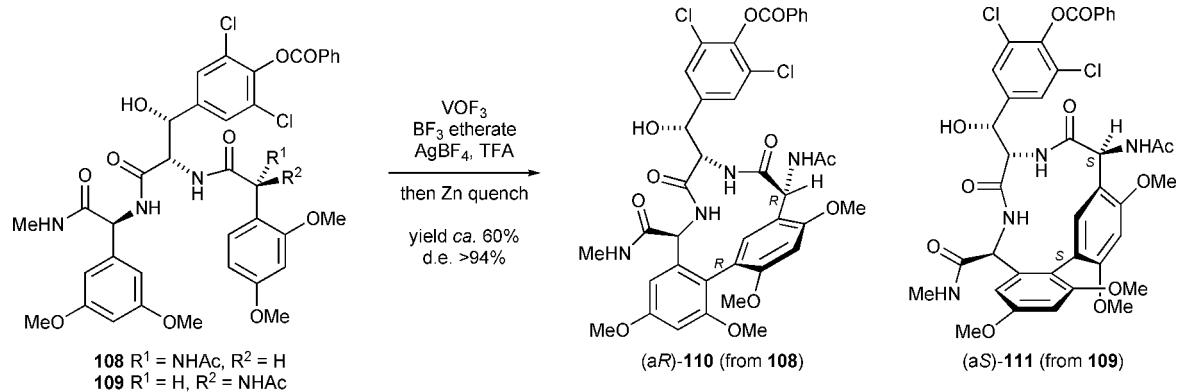
bonding of the type shown in the palladacycle ring of **107** was originally obtained by Kocovsky and coworkers.<sup>46</sup>

## Tether-controlled intramolecular aryl–aryl coupling

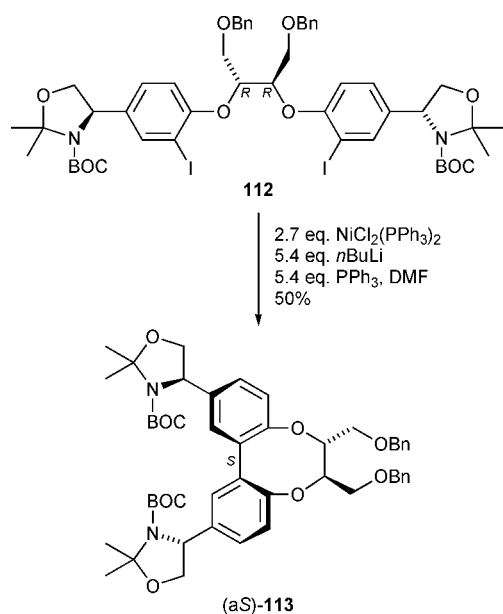
Various aryl–aryl coupling methods have been adapted for atroposelective biaryl synthesis based on the use of chiral tethers of different lengths to link the reacting aryl groups. In a study directed towards the synthesis of vancomycin **4**, Evans and coworkers provided a graphic demonstration of how differences in the structure of the tethering chain could affect the outcome of an aryl–aryl coupling, in this case one involving the closure of a 12-membered ring (Scheme 25).<sup>47</sup> Although the two substrates **108** and **109** differ in configuration at only one stereogenic centre, they undergo vanadium-catalysed oxidative coupling with high but opposite atroposelectivity. The minimisation, during ring closure, of *A*<sup>(1,3)</sup> strain between the acetamido and nearby methoxyl groups probably accounts for this selectivity.

Lipshutz and coworkers also used a tether strategy to close an eight-membered ring using the nickel-based coupling process shown in Scheme 26.<sup>48</sup> The tether connecting the two iodoaryl rings in **112** was derived from 1,4-di-*O*-benzyl-D-threitol.

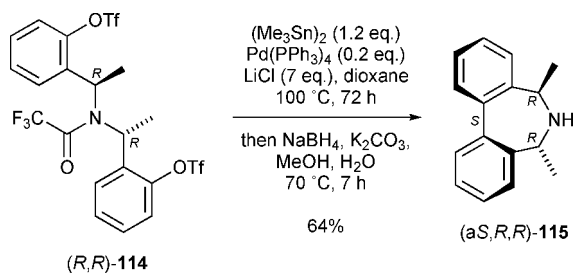
The palladium-mediated closure of a seven-membered ring was used by Kündig and coworkers to prepare the axially- and centrally-chiral azepine **115** from the bis(aryltriflate) **114** via an intramolecular Stille coupling process (Scheme 27). The corresponding *meso*-amine was prepared using a similar sequence.<sup>49</sup>



**Scheme 25** Atroposelective closure of twelve-membered rings.<sup>47</sup>

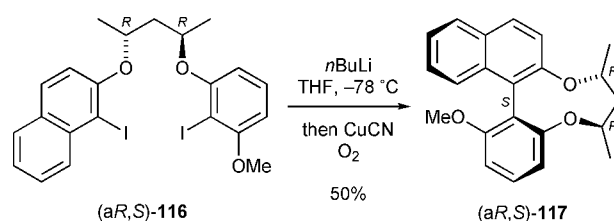


**Scheme 26** Atroposelective closure of an eight-membered ring.<sup>48</sup>

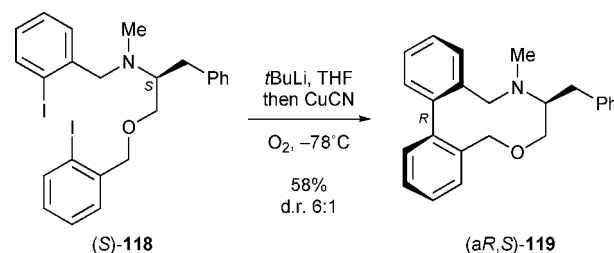


**Scheme 27** Atroposelective closure of a seven-membered ring.<sup>49</sup>

Various groups have successfully combined the use of copper-mediated oxidative coupling of iodoarenes with tether-controlled atroposelection. For example the diether **116**, prepared from (*R,R*)-pentane-2,4-diol, was atroposelectively transformed into **117** via sequential iodine–lithium exchange, cupration and oxidation steps (Scheme 28).<sup>50</sup> A similar coupling procedure has been adapted by Schreiber and coworkers for the synthesis of biaryls incorporating nine- and ten-membered rings, based on the use of starting materials with tethers derived from readily-available chiral amino alcohols (Scheme 29).<sup>51,52</sup>



**Scheme 28** Atroposelective closure of a nine-membered ring.<sup>50</sup>

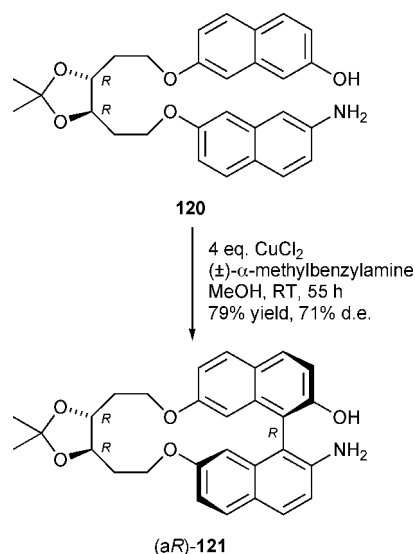


**Scheme 29** Atroposelective closure of a ten-membered ring.<sup>51</sup>

In an extension of their use of threitol-derived tethers to control aryl–aryl coupling reactions, Lipshutz and coworkers prepared the bis(naphthyl ether) **120** using a chiral tether derived from (*E*)-3-hexene-1,6-dioic acid via asymmetric dihydroxylation, and effected its intramolecular oxidative coupling to **121** using copper(II) chloride in the presence of racemic  $\alpha$ -methylbenzylamine (Scheme 30).<sup>53</sup> The product **121** has the same core as the versatile ligand 2-amino-2'-hydroxy-1,1'-binaphthyl (NOBIN).<sup>1e</sup>

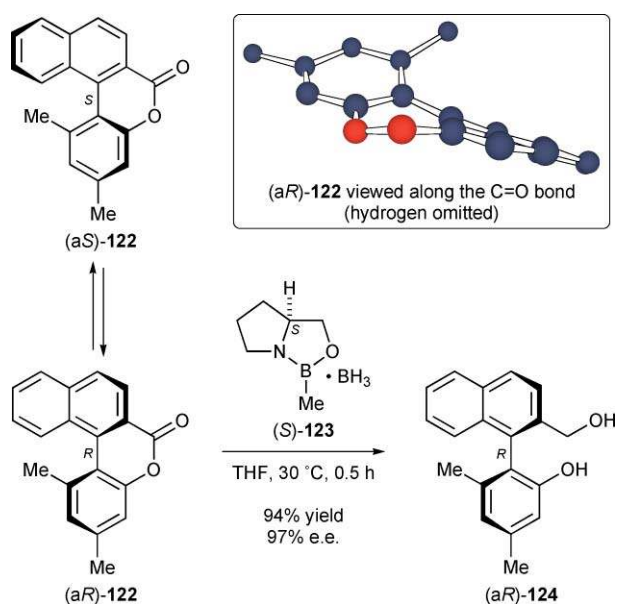
## Dynamic atroposelective convergence of pre-formed biaryls

As an alternative to the various atroposelective aryl–aryl coupling routes to enantiopure biaryls, the strategy of starting with a ready-made biaryl and converging to a single atropisomer has much to commend it, especially if the ultimate source of chirality is used in catalytic, rather than stoichiometric, quantities. Such a system has been developed and refined by Bringmann and coworkers, based on the dynamic kinetic resolution of 1,1'-biaryls which incorporate a 2,2'-lactone bridge. The principles and practice of Bringmann's 'lactone' method have been thoroughly reviewed,<sup>5,54</sup> and two examples are provided here.



**Scheme 30** Tethered phenolic oxidative aryl–aryl coupling.<sup>53</sup>

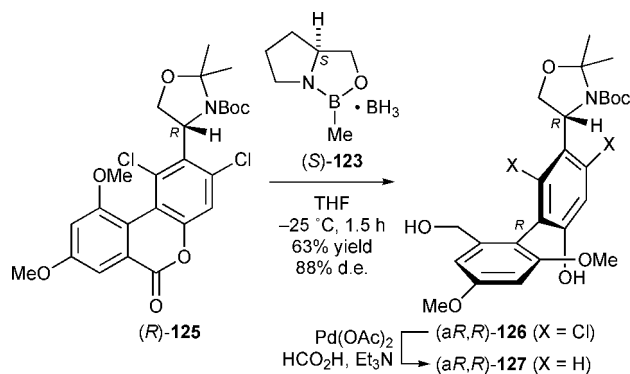
The essential features of the method are illustrated by the reduction of the bridged biaryl lactone **122** using the oxazaborolidine–borane reagent (*S*)-**123** (Scheme 31).<sup>55</sup> The biaryl axis of the lactone **122** is not configurationally stable, the compound existing as a mixture of rapidly interconverting non-planar stereoisomers (*aR*)-**122** and (*aS*)-**122**. The *MM2*-minimised structure of (*aR*)-**122** (Scheme 31, inset) reveals the degree of twist in the lactone moiety. Because the reducing agent (*S*)-**123** is homochiral, the transition states for the reduction of the interconverting forms of **122** are diastereoisomeric and dynamic kinetic resolution is possible. The isomer (*aR*)-**122** is reduced much more rapidly than (*aS*)-**122**, bringing about the observed convergence to (*aR*)-**124**, which is configurationally stable.



**Scheme 31** Enantioselective reduction of the lactone **122**.<sup>55</sup>

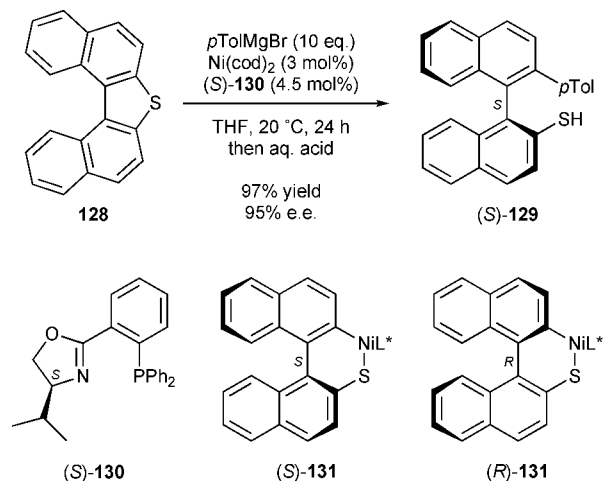
Many biaryl natural products incorporate carbon and oxygen substituents adjacent to the aryl–aryl link, and the lactone method can be a particularly convenient source of atropisomerically pure

precursors. For example, the synthesis of a masked AB-biaryl fragment of vancomycin **4** was carried out as in Scheme 32.<sup>56</sup> The lactone **125** was configurationally unstable, and could be reduced with high selectivity to **126**, in which the chlorine atoms served to stabilise the axis. The structure of **126** was confirmed by dechlorination to **127**, which was configurationally labile but sufficiently long-lived for confirmation of its identity. This route to the vancomycin biaryl provides an interesting comparison with alternative cross-coupling strategies (*cf.* Schemes 18 and 25).



**Scheme 32** Application of Bringmann's lactone method in the vancomycin series.<sup>56</sup>

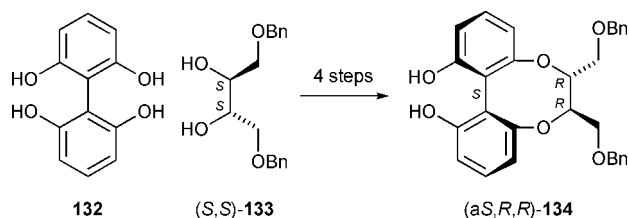
Another dynamic kinetic resolution process has developed by Hayashi and coworkers, who have shown that axially chiral biaryls are accessible *via* the nickel-catalysed cross-coupling of substituted dibenzothiophenes with organomagnesium reagents in the presence of a chiral ligand.<sup>57</sup> In the example shown in Scheme 33, an excellent yield of the binaphthyl (*S*)-**129** is obtained by treating the dinaphthothiophene **128** with *p*-tolylmagnesium bromide in the presence of 0.03 equivalents of a nickel–phosphine complex generated *in situ* from bis(1,5-cyclooctadiene)nickel(II) and the oxazoline ligand (*S*)-**130**. The reaction is presumed to involve the intermediate formation of a pair of nickelacycles **131**, which are configurationally unstable and in dynamic equilibrium (as with the lactone **122**). The diastereoisomeric nature of these intermediates allows the addition of the organomagnesium reagent (transmetalation) to proceed with dynamic kinetic selectivity



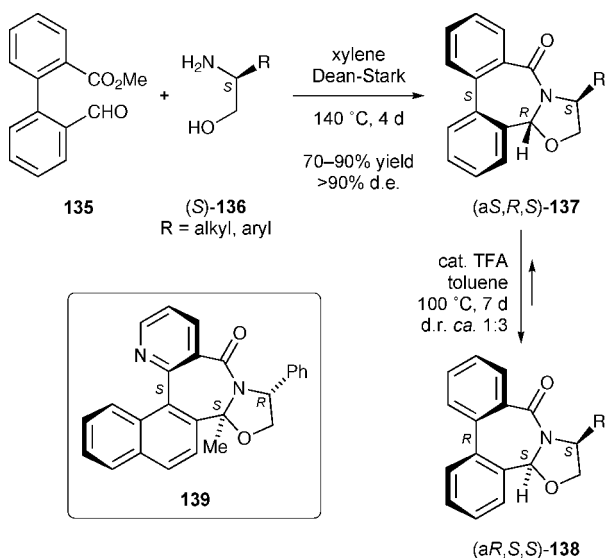
**Scheme 33** Nickel-catalysed asymmetric cross-coupling of a dinaphthothiophene.<sup>57</sup>

which, under the conditions shown, favours reaction *via* the atropisomer (*S*)-**131**. The stereochemical outcome of this type of reaction is dependent on the organomagnesium reagent used, indicating that stereoselection occurs during or after the transmetalation event.<sup>57</sup>

Two other convergence strategies for biaryl axis control, both extensions of the chiral tether principle discussed earlier, have been introduced. The first of these, desymmetrisation, is illustrated by another application of the threitol unit which featured in Scheme 26. Harada and coworkers desymmetrised the prochiral tetrahydroxybiaryl **132** by sequential etherification with 1,4-*O*-dibenzyl-L-threitol **133** under Mitsunobu conditions (Scheme 34).<sup>58</sup> The product **134** can be transformed into a variety of functionalised biaryls by further manipulation of the phenolic hydroxyl groups. A second convergence method is axis induction *via* the formation of fused oxazolidine lactams.<sup>59,60</sup> The condensation of ester-aldehyde **135** with an amino alcohol (*S*)-**136** under dehydrating conditions gives the corresponding fused lactam **137** in which the chirality of **136** is relayed to the biaryl axis *via* the newly-generated benzylic stereocentre (Scheme 35).<sup>59,61</sup> On treatment with acid, the lactams **137** undergo equilibration with the less strained diastereoisomers **138**, the benzylic centre-axis complementarity being fully maintained. The lactam method was used by Levacher and coworkers to prepare some novel fused biaryls, *e.g.* the 2-(1-naphthyl)pyridine derivative **139**.<sup>60</sup> Methods for manipulating lactams of the form **137** with retention of the axial chirality are under investigation<sup>61</sup> and an alternative procedure for lactam formation is available.<sup>62</sup>



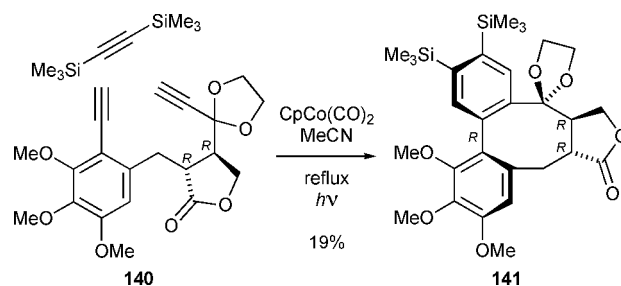
**Scheme 34** Desymmetrisation of 2,2',6,6'-tetrahydroxybiphenyl.<sup>58</sup>



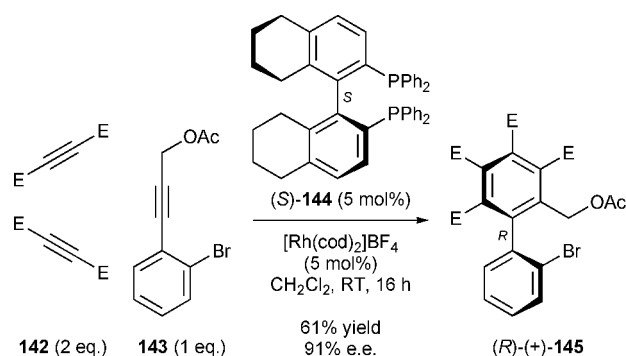
**Scheme 35** Formation and equilibration of fused biaryl lactams.<sup>59,61</sup>

## Biaryl synthesis using atroposelective annulation sequences

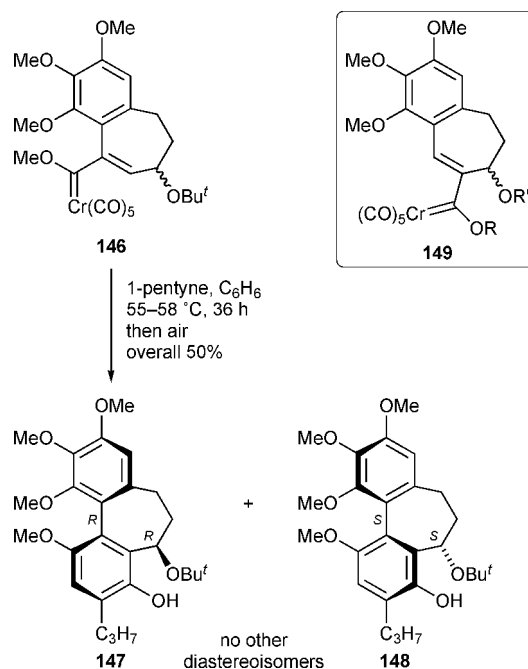
Several groups have developed methods for the construction of one of the aromatic rings of a biaryl *via* an annulation sequence with provision for control over the final axial configuration of the product. Some of these approaches are illustrated in Scheme 36–40.



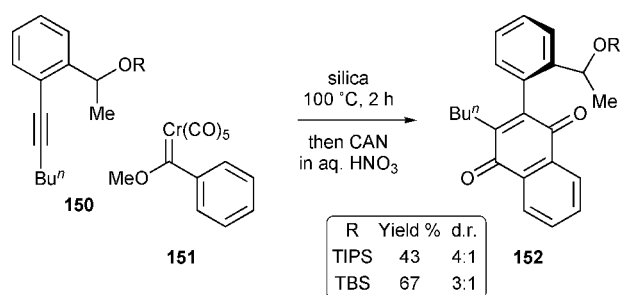
**Scheme 36** A [2 + 2 + 2] cycloaddition approach to (-)-steganone **34**.<sup>63</sup>



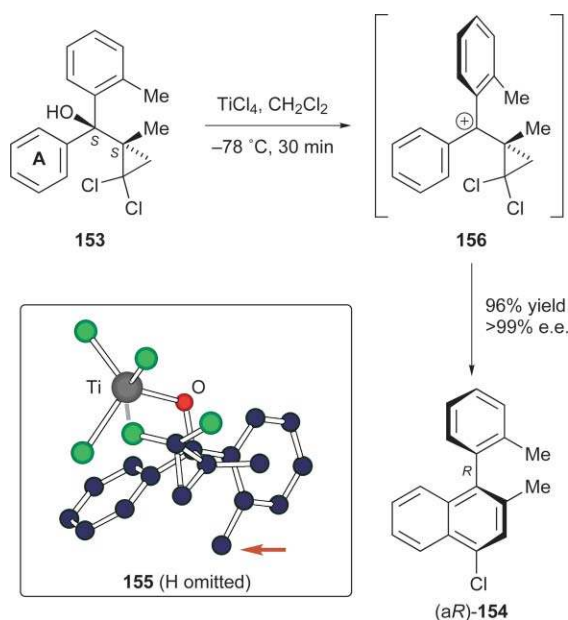
**Scheme 37** Biaryl synthesis *via* rhodium-catalysed asymmetric cross-cyclotrimerisation.<sup>64</sup>



**Scheme 38** Alcolcolchicinoids *via* chirality transfer benzannulation.<sup>65</sup>



Scheme 39 Biaryl synthesis *via* diastereoselective benzannulation.<sup>66</sup>



Scheme 40 Biaryl synthesis *via* chirality exchange benzannulation.<sup>67</sup>

An atroposelective cycloaddition approach to the nucleus of (–)-steganone **34** was devised by Motherwell and coworkers.<sup>63</sup> The key step (Scheme 36) was the cobalt-mediated [2 + 2 + 2] cycloaddition of bis(trimethylsilyl)ethyne to the tethered 1,9-diyne **140** which incorporated the necessary functionality and central chirality for elaboration to the target natural product. The product **141**, obtained in 19% yield, possessed the required (*aR*)-configured biaryl axis.

In more recent work, Tanaka and coworkers developed an asymmetric catalytic cross-cyclotrimerisation process that provides 1,1'-biaryl-2,3,4,5-tetracarboxylates with optical purities of up to 96%.<sup>64</sup> In a typical example (Scheme 37), the catalyst is 0.05 equivalents of a cationic rhodium(I) species incorporating the octahydro-BINAP ligand (*S*)-**144**.

The deployment of Fischer carbene complexes in benzannulation processes has also been modified for use as a source of axially-chiral biaryls. Efficient central-to-axial chirality transfer was observed during the construction of a series of allocolchicinoid structures, as illustrated in Scheme 38.<sup>65</sup> The allylic stereocentre in the carbene complex **146**, destined to become the benzylic stereocentre in the products **147** and **148**, appears to control the axial selectivity during the annulation process, which leads to only two of the four possible diastereoisomeric products. Similar sequences using the regioisomeric starting materials **149** proceeded

with similar chemical efficiency but with only moderate diastereoselectivity. In complementary study, Anderson *et al.* examined the effect of a stereogenic centre at the *ortho* (benzylic) position in the arylalkyne component of Dötz-type benzannulations.<sup>66</sup> Reaction of the silyl ethers **150** with the carbene complex **151** followed by oxidation gave the quinones **152** with moderate diastereoselectivity that was shown to be kinetic in origin (Scheme 39). The results suggest that increasing the steric bulk of the substituent benefits atropisomer selectivity at the expense of annulation efficiency, and that the situation is finely balanced.

Another method for controlling the axial configuration of a biaryl through atroposelective aromatic ring synthesis is illustrated in Scheme 40.<sup>67</sup> The Lewis acid-induced ionisation of **153** initiated an intramolecular cyclisation of the Friedel–Crafts type, leading to the aryl-naphthalene (*aR*)-**154** with essentially complete atroposelectivity. None of the source (*sp*<sup>3</sup>) chirality in **153** features in the product **154**, making the underlying strategy one of exchange rather than transfer. The reaction is believed to involve the initial chelation of the titanium reagent to the oxygen and nearby chlorine of the cyclopropyl unit as shown in **155**, with *A*<sup>(1,3)</sup> strain being minimised by the orientation of the methyl group (arrowed) away from the oxygen atom. The intermediate cation **156** develops and cyclises *via* this arrangement, which is stabilised by conjugation between the cyclopropylmethyl cation and the phenyl (*A*) ring. With other substituents in the aryl rings the reaction invariably gave a single biaryl atropisomer formed *via* cyclisation through the '*A*' ring, as in Scheme 40, indicating that the chelation of titanium to oxygen and chlorine is a dominant feature of the mechanism.

## Conclusions

The widespread interest in various theoretical, structural, synthetic and biological facets of biaryl chemistry should guarantee the status of this type of molecule, for the foreseeable future, as a primary target for the development of synthetic methodology. New methods will ideally provide access to working quantities of polyfunctional materials of any desired structure with complete control over axial configuration. Tracing the developments in this area over several years reveals that diversity has been paramount in bringing about the current state of the art and, naturally, this will continue. In an evolutionary sense, one can speculate that cross-coupling routes to chiral biaryls using chiral biaryl catalysts will prove particularly significant, bringing the possibility of autocatalysis a step closer. But only time will tell, the one certainty being that, in the expanding context of biaryl chemistry, there will be no shortage of challenges for chemists.

## References

- Reviews: (a) L. Pu, *Chem. Rev.*, 1998, **98**, 2405–2494; (b) M. McCarthy and P. J. Guiry, *Tetrahedron*, 2001, **57**, 3809–3844; (c) R. Noyori, *Angew. Chem., Int. Ed.*, 2002, **41**, 2008–2022; (d) Y. Chen, S. Yekta and A. K. Yudin, *Chem. Rev.*, 2003, **103**, 3155–3211; (e) P. Kocovsky, S. Vyskocil and M. Smrcina, *Chem. Rev.*, 2003, **103**, 3213–3245; (f) J. M. Brunel, *Chem. Rev.*, 2005, **105**, 857–897.
- A. Brossi, *J. Med. Chem.*, 1990, **33**, 2311–2319; Q. Shi, K. Chen, A. Brossi, P. Verdier-Pinard, E. Hamel, A. T. McPhail and K.-H. Lee, *Helv. Chim. Acta*, 1998, **81**, 1023–1037; A. Brossi, K.-H. Lee and H. J. C. Yeh, *Helv. Chim. Acta*, 1999, **82**, 1223–1224.
- Heating the bisphosphate derivative of oritavancin, a semi-synthetic antibiotic related to vancomycin **4**, produces the corresponding AB-atropisomer which is stable only in the solid state and reverts to

- oritavancin in solution. C. C. Zhou, E. J. Stoner, E. W. Kristensen, K. D. Stewart, R. R. Rasmussen, L. S. Hollis, S. J. Wittenberger, E. D. Matayoshi, A. C. Christesen and G. M. Brill, *Tetrahedron*, 2004, **60**, 10611–10618.
- 4 For pertinent discussions, see D. A. Evans, C. J. Dinsmore, A. M. Ratz, D. A. Evrard and J. C. Barrow, *J. Am. Chem. Soc.*, 1997, **119**, 3417–3418; D. L. Boger, S. Miyazaki, S. H. Kim, J. H. Wu, O. Loiseleur and S. L. Castle, *J. Am. Chem. Soc.*, 1999, **121**, 3226–3227; D. L. Boger, S. Miyazaki, S. H. Kim, J. H. Wu, S. L. Castle, O. Loiseleur and Q. Jin, *J. Am. Chem. Soc.*, 1999, **121**, 10004–10011.
- 5 G. Bringmann, A. J. Price Mortimer, P. A. Keller, M. J. Gresser, J. Garner and M. Breuning, *Angew. Chem., Int. Ed.*, 2005, **44**, 5384–5427.
- 6 J. Hassan, M. Sévignon, C. Gozzi, E. Schulz and M. Lemaire, *Chem. Rev.*, 2002, **102**, 1359–1469.
- 7 S. Miyano, M. Tobita, S. Suzuki, Y. Nishikawa and H. Hashimoto, *Chem. Lett.*, 1980, 1027–1030.
- 8 T. D. Nelson and A. I. Meyers, *J. Org. Chem.*, 1994, **59**, 2655–2658.
- 9 T. D. Nelson and A. I. Meyers, *J. Org. Chem.*, 1994, **59**, 2577–2580.
- 10 T. D. Nelson and A. I. Meyers, *Tetrahedron Lett.*, 1994, **35**, 3259–3262.
- 11 A. I. Meyers, T. D. Nelson, H. Moorlag, D. J. Rawson and A. Meier, *Tetrahedron*, 2004, **60**, 4459–4473.
- 12 M. Omote, Y. Nishimura, K. Sato, A. Ando and I. Kumadaki, *Tetrahedron Lett.*, 2005, **46**, 319–322.
- 13 A. I. Meyers and K. A. Lutomski, *J. Am. Chem. Soc.*, 1982, **104**, 879–881.
- 14 J. M. Wilson and D. J. Cram, *J. Am. Chem. Soc.*, 1983, **104**, 881–884; J. M. Wilson and D. J. Cram, *J. Org. Chem.*, 1984, **49**, 4930–4943.
- 15 A. I. Meyers, A. Meier and D. J. Rawson, *Tetrahedron Lett.*, 1992, **33**, 853–856; H. Moorlag and A. I. Meyers, *Tetrahedron Lett.*, 1993, **34**, 6989–6992.
- 16 A. I. Meyers, J. R. Flisak and R. A. Aitken, *J. Am. Chem. Soc.*, 1987, **109**, 5446–5452.
- 17 R. W. Baker, Z. Brkic, M. V. Sargent, B. W. Skelton and A. H. White, *Aust. J. Chem.*, 2000, **53**, 925–938.
- 18 T. Hattori, N. Koike and S. Miyano, *J. Chem. Soc., Perkin Trans. 1*, 1994, 2273–2282.
- 19 X. Li, J. Yang and M. C. Kozlowski, *Org. Lett.*, 2001, **3**, 1137–1140; X. Li, J. B. Hewgley, C. A. Mulrooney, J. Yang and M. C. Kozlowski, *J. Org. Chem.*, 2003, **68**, 5500–5511.
- 20 Z. Luo, Q. Liu, L. Gong, X. Cui, A. Mi and Y. Jiang, *Angew. Chem., Int. Ed.*, 2002, **41**, 4532–4535.
- 21 N. B. Barhate and C.-T. Chen, *Org. Lett.*, 2002, **4**, 2529–2532.
- 22 K. Mikami, K. Aikawa, Y. Yusa, J. J. Jodry and M. Yamanaka, *Synlett*, 2002, 1561–1578.
- 23 N. Miyaoura, T. Yanagi and A. Suzuki, *Synth. Commun.*, 1981, **11**, 513–519.
- 24 N. Miyaoura and A. Suzuki, *Chem. Rev.*, 1995, **95**, 2457–2483; A. Suzuki, *J. Organomet. Chem.*, 1999, **576**, 147–168.
- 25 For examples and leading references, see A. F. Littke, C. Dai and G. C. Fu, *J. Am. Chem. Soc.*, 2000, **122**, 4020–4028; A. F. Littke and G. C. Fu, *Angew. Chem., Int. Ed.*, 2002, **41**, 4176–4211; J. Yin, M. P. Rainka, X.-X. Zhang and S. L. Buchwald, *J. Am. Chem. Soc.*, 2002, **124**, 1162–1163; S. D. Walker, T. E. Barder, J. R. Martinelli and S. L. Buchwald, *Angew. Chem., Int. Ed.*, 2004, **43**, 1871–1876.
- 26 T. E. Barder, S. D. Walker, J. R. Martinelli and S. L. Buchwald, *J. Am. Chem. Soc.*, 2005, **127**, 4685–4696.
- 27 N. Miyaoura, *J. Organomet. Chem.*, 2002, **653**, 54–57; A. A. C. Braga, N. H. Morgon, G. Ujaque and F. Maseras, *J. Am. Chem. Soc.*, 2005, **127**, 9298–9307.
- 28 A. L. Casado and P. Espinet, *Organometallics*, 1998, **17**, 954–959; H. M. Senn and T. Ziegler, *Organometallics*, 2004, **23**, 2980–2988; F. Barrios-Landeros and J. F. Hartwig, *J. Am. Chem. Soc.*, 2005, **127**, 6944–6945; L. J. Goossen, D. Koley, H. L. Hermann and W. Thiel, *Organometallics*, 2005, **24**, 2398–2410.
- 29 V. P. Ananikov, D. G. Musaev and K. Morokuma, *J. Am. Chem. Soc.*, 2002, **124**, 2839–2852; D. A. Culkun and J. F. Hartwig, *Organometallics*, 2004, **23**, 3398–3416.
- 30 K. Osakada, H. Onodera and Y. Nishihara, *Organometallics*, 2005, **24**, 190–192.
- 31 K. Kamikawa, T. Watanabe and M. Uemura, *J. Org. Chem.*, 1996, **61**, 1375–1384. For a review, see; K. Kamikawa and M. Uemura, *Synlett*, 2000, 938–949.
- 32 K. Kamikawa, T. Watanabe, A. Daimon and M. Uemura, *Tetrahedron*, 2000, **56**, 2325–2337; T. Watanabe, Y. Tanaka, R. Shoda, R. Sakamoto, K. Kamikawa and M. Uemura, *J. Org. Chem.*, 2004, **69**, 4152–4158.
- 33 B. H. Lipshutz and J. M. Keith, *Angew. Chem., Int. Ed.*, 1999, **38**, 3530–3533.
- 34 O. Baudoin, A. Décor, M. Cesario and F. Guéritte, *Synlett*, 2003, 2009–2012.
- 35 P.-E. Broutin and F. Colobert, *Org. Lett.*, 2003, **5**, 3281–3284; P.-E. Broutin and F. Colobert, *Eur. J. Org. Chem.*, 2005, 1113–1128.
- 36 P.-E. Broutin and F. Colobert, *Org. Lett.*, 2005, **7**, 3737–3740.
- 37 T. Hayashi, K. Hayashizaki, T. Kiyoi and Y. Ito, *J. Am. Chem. Soc.*, 1988, **110**, 8153–8156.
- 38 K. C. Nicolaou, H. Li, C. N. C. Boddy, J. M. Ramanjulu, T.-Y. Yue, S. Natarajan, X.-J. Chu, S. Bräse and F. Rübsam, *Chem.–Eur. J.*, 1999, **5**, 2584–2601.
- 39 (a) G. Bringmann, A. Hamm and M. Schraut, *Org. Lett.*, 2003, **5**, 2805–2808. Table 1 in this paper contains typing errors with respect to the equivalents of catalyst **89** used; (b) G. Bringmann, R.-M. Pfeifer, P. Schreiber, K. Hartner, M. Schraut and M. Breuning, *Tetrahedron*, 2004, **60**, 4349–4360.
- 40 A.-S. Castanet, F. Colobert, P.-E. Broutin and M. Obringier, *Tetrahedron: Asymmetry*, 2002, **13**, 659–665.
- 41 A. N. Cammidge and K. V. L. Crépy, *Chem. Commun.*, 2000, 1723–1724 (erratum: A. N. Cammidge and K. V. L. Crépy, *Chem. Commun.*, 2001, 389); A. N. Cammidge and K. V. L. Crépy, *Tetrahedron*, 2004, **60**, 4377–4386.
- 42 J. Yin and S. L. Buchwald, *J. Am. Chem. Soc.*, 2000, **122**, 12051–12052.
- 43 J. F. Jensen and M. Johannsen, *Org. Lett.*, 2003, **5**, 3025–3028.
- 44 K. Mikami, T. Miyamoto and M. Hatano, *Chem. Commun.*, 2004, 2082–2083.
- 45 A. Herrbach, A. Marinetti, O. Baudoin, D. Guénard and F. Guéritte, *J. Org. Chem.*, 2003, **68**, 4897–4905.
- 46 P. Kocovsky, S. Vyskocil, I. Cisarova, J. Sejbál, I. Tislerova, M. Smrcina, G. C. Lloyd-Jones, S. C. Stephen, C. P. Butts, M. Murray and V. Langer, *J. Am. Chem. Soc.*, 1999, **121**, 7714–7715.
- 47 D. A. Evans and C. J. Dinsmore, *Tetrahedron Lett.*, 1993, **34**, 6029–6032. See also; D. A. Evans, C. J. Dinsmore, D. A. Evrard and K. M. DeVries, *J. Am. Chem. Soc.*, 1993, **115**, 6426–6427.
- 48 B. H. Lipshutz, P. Müller and D. Leinweber, *Tetrahedron Lett.*, 1999, **40**, 3677–3680.
- 49 L. A. Saudan, G. Bernardinelli and E. P. Kündig, *Synlett*, 2000, 483–486.
- 50 G. Michaud, M. Bulliard, L. Ricard, J.-P. Genêt and A. Marinetti, *Chem.–Eur. J.*, 2002, **8**, 3327–3330.
- 51 D. R. Spring, S. Krishnan, H. E. Blackwell and S. L. Schreiber, *J. Am. Chem. Soc.*, 2002, **124**, 1354–1363.
- 52 S. Krishnan and S. L. Schreiber, *Org. Lett.*, 2004, **6**, 4021–4024.
- 53 B. H. Lipshutz, D. J. Buzard, C. Olsson and K. Noson, *Tetrahedron*, 2004, **60**, 4443–4449.
- 54 G. Bringmann, J. Hinrichs, T. Pabst, P. Henschel, K. Peters and E.-M. Peters, *Synthesis*, 2001, 155–167; G. Bringmann and D. Menche, *Acc. Chem. Res.*, 2001, **34**, 615–624.
- 55 G. Bringmann and T. Hartung, *Tetrahedron*, 1993, **49**, 7891–7902.
- 56 G. Bringmann, D. Menche, J. Mühlbacher, M. Reichert, N. Saito, S. S. Pfeiffer and B. H. Lipshutz, *Org. Lett.*, 2002, **4**, 2833–2836.
- 57 Y.-H. Cho, A. Kina, T. Shimada and T. Hayashi, *J. Org. Chem.*, 2004, **69**, 3811–3823.
- 58 T. M. T. Tuyet, T. Harada, K. Hashimoto, M. Hatsuda and A. Oku, *J. Org. Chem.*, 2000, **65**, 1335–1343.
- 59 D. J. Edwards, R. G. Pritchard and T. W. Wallace, *Tetrahedron Lett.*, 2003, **44**, 4665–4668.
- 60 M. Penhoat, V. Levacher and G. Dupas, *J. Org. Chem.*, 2003, **68**, 9517–9520.
- 61 D. J. Edwards, S. J. Stone and T. W. Wallace, unpublished results.
- 62 M. Penhoat, S. Leleu, G. Dupas, C. Papamicaël, F. Marsais and V. Levacher, *Tetrahedron Lett.*, 2005, **46**, 8385–8389.
- 63 A. Bradley, W. B. Motherwell and F. Ujjainwalla, *Chem. Commun.*, 1999, 917–918.
- 64 K. Tanaka, G. Nishida, M. Ogino, M. Hirano and K. Noguchi, *Org. Lett.*, 2005, **7**, 3119–3121.
- 65 A. V. Vorogushin, W. D. Wulff and H.-J. Hansen, *J. Am. Chem. Soc.*, 2002, **124**, 6512–6513.
- 66 J. C. Anderson, J. W. Cran and N. P. King, *Tetrahedron Lett.*, 2003, **44**, 7771–7774.
- 67 Y. Nishii, K. Wakasugi, K. Koga and Y. Tanabe, *J. Am. Chem. Soc.*, 2004, **126**, 5358–5359.