

BIOACTIVE GLYCOSIDES FROM CHINESE MEDICINES

ZHOU Jun

Laboratory of Phytochemistry, Kunming Institute of Botany, Chinese Academe of Sciences, Kunming 650204, Yunnan, China

Glycosides are the bioactive components of many famous Chinese medicines. Here reported are some bioactive glycosides we discovered from Chinese medicines in recent years. (1) Phenolic glycosides from Chinese medicines: Gastrodia elata, Aconitum austroyunnanense and Helicia erratica, three bioactive phenolic glycosides were discovered and two of them have been developed into new drugs. (2) Terpenoidal glycosides: a) Monoterpenoid: the sweroside from Swertia moleensis has been developed into an anti-hepatitis drug; b) Diterpenoid: Phlomis betonicoides contains sweet glycosides; c) Triterpenoid: many biologically active triterpenoid glycosides were isolated from Panax plants and Siraikia grosvenorii. (3) Steroidal glycosides: a) C₂₁-steroid: Cynanchum otophyllum and C. atratum contain anti-epilepsy and anti-tumor glycosides; b) C₂₇-steroid Hemostatic saponins were found in Paris polyphylla.

Key words: *Gastrodia elata* – *Aconitum austroyunnanense* – *Helicia erratica* – *Cynanchum otophyllum* – *Cynanchum atratum* – Sweroside from *Swertia moleensis* – *Phlomis betonicoides* – Hemostatic saponins from *Paris polyphylla* – Triterpenoid glycosides from *Panax* – *Siraikia grosvenorii*

The general administration of Chinese medicine is to make a decoction of a mixture of several medicines in boiling water and give it orally. Glycosides are the main components of many such decoctions because of their comparatively high solubility in water. Our recent studies on some well known Chinese medicines revealed that glycosides were the principles responsible for their bioactivities.

1. PHENOLIC GLYCOSIDES

Tianma (*Gastrodia elata* Bl.) is a widely known Chinese medicine which has sedative effect and is used to reduce blood pressure. Chemical investigation of its fresh tubers resulted in the isolation of nine phenolic components (Zhou et al., 1982), two of which were glycosides gastrodin (1) and parishin (2). The content of gastrodin in this plant was the highest among the nine. Pharmacological studies of gastrodin proved its sedative and hypnotic effects and now it has been synthesized (Zhou et al., 1980) as a sedative and headache-curing drug in clinical treatment.

Helicid (3), an analogue of gastrodin, was isolated in high yield from a folk medicine Doufuguo (*Helicia erratica*). Helicid has similar activities gastrodin and has also been used in clinical treatment (Chen et al., 1981).

Aconitum austroyunnanense is the main composition of an important traditional patent medicine in China. Detailed studies were carried on its diterpenoid alkaloids contents. However, our recent studies of its water soluble fraction led to the isolation of two phenolic glycosides, salidroside (4) and 3-(4'- β -D-glucopyranosyloxy)phenyl-trans-propenamide(5) (Jiang et al., unpublished). Salidroside which widely exists in *Rhodiola* was isolated for the first time from *Aconitum*. It has action in the central nervous system, (5) and has been synthesized. Preliminary pharmacological study showed that it has sedative effect. (Fig. 1).

2. TERPENOID GLYCOSIDES

a) *Monoterpenoid* – In western China, Gentianaceae plants are used in folk medicine to cure hepatitis. Both the gentiopicroside (6) isolated from *Gentiana rigescens* and sweroside (7) from *Swertia mileensis* have antihepatitis activity (He & Nie, 1980). Sweroside reduced the SGPT level in the model of mice liver damage caused by carbon tetrachloride and/or galactosamine. Sweroside also reduced the SGPT level of hepatitis patients. After 45 days treatment with sweroside, the effective cure rate for acute patients was 84% and that for chronic patients 70% (Zhou, 1989). Sweroside has now been used in clinic to treat hepatitis and is considered more suitable for acute hepatitis patients.

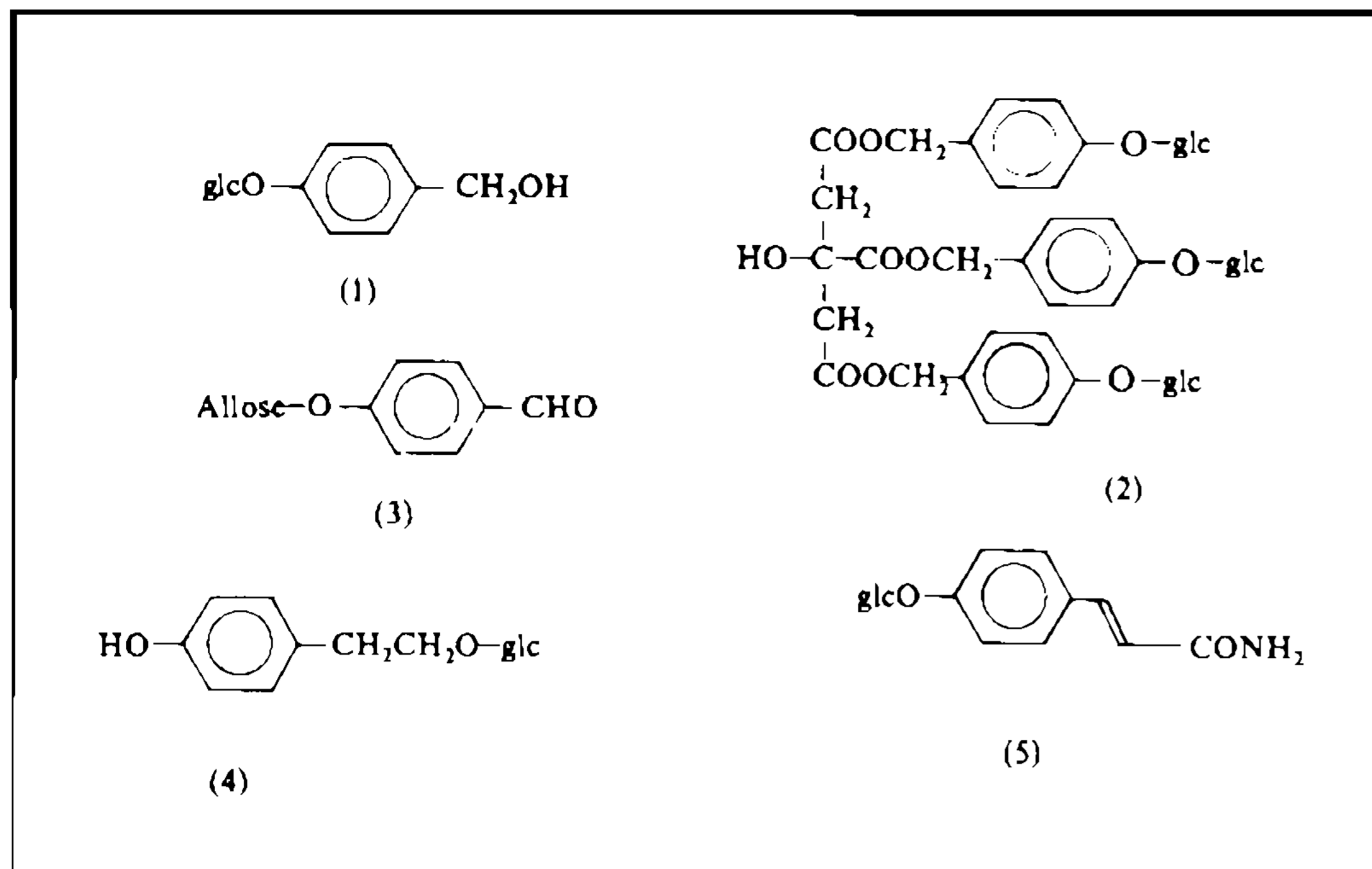


Fig. 1: Phenolic glycosides.

Lately, a novel iridoid, oleayunnanoside (8), was isolated from *Olea yunnanensis* (He et al., unpublished) (Fig. 2).

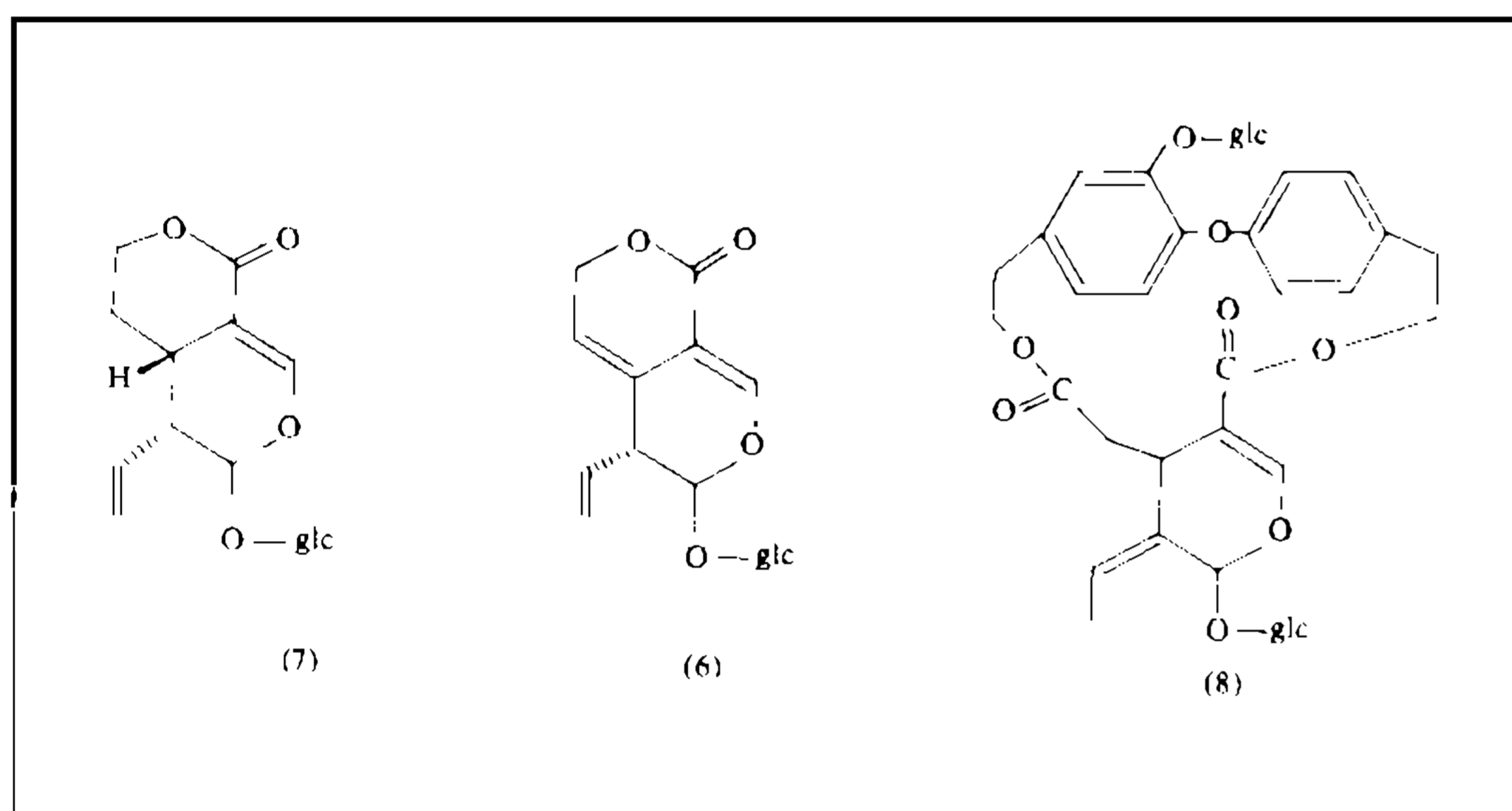
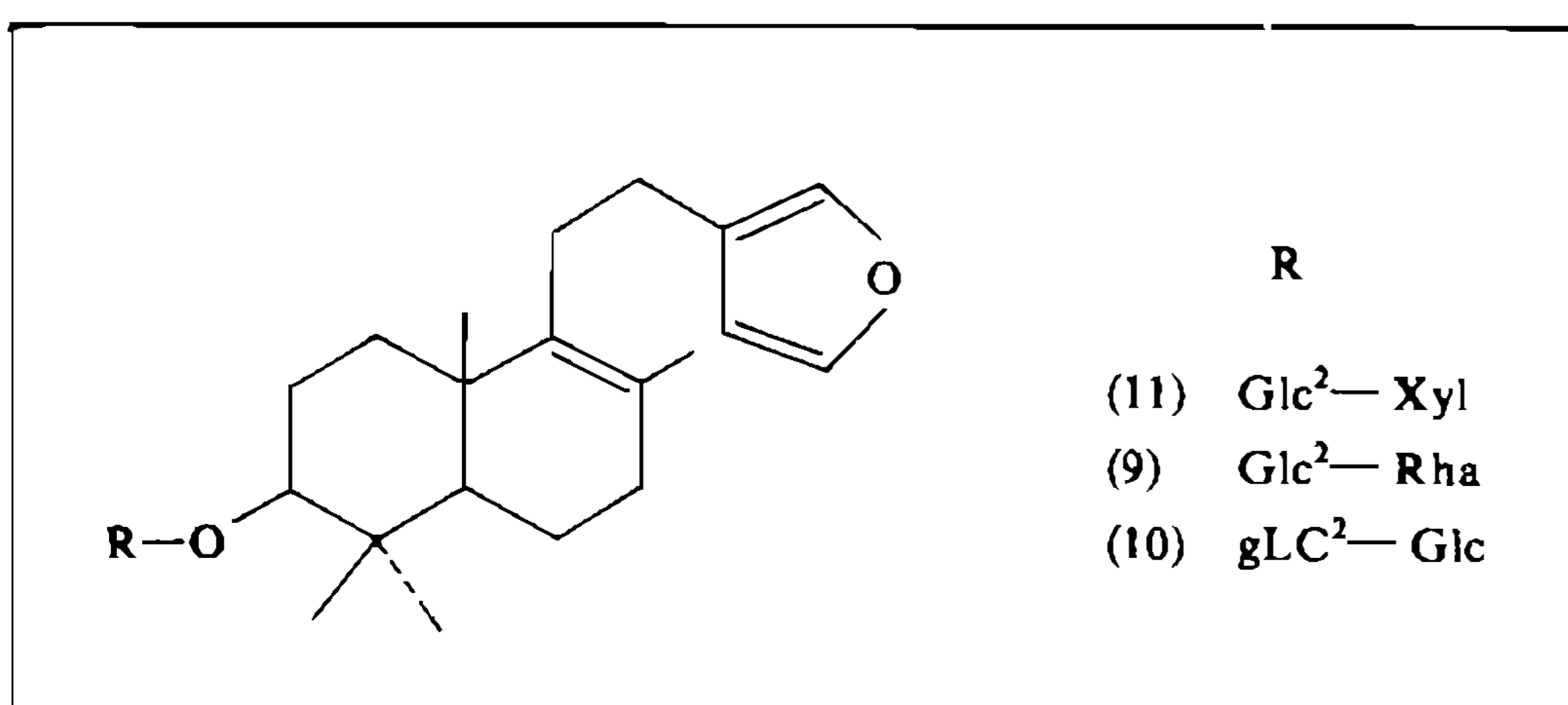
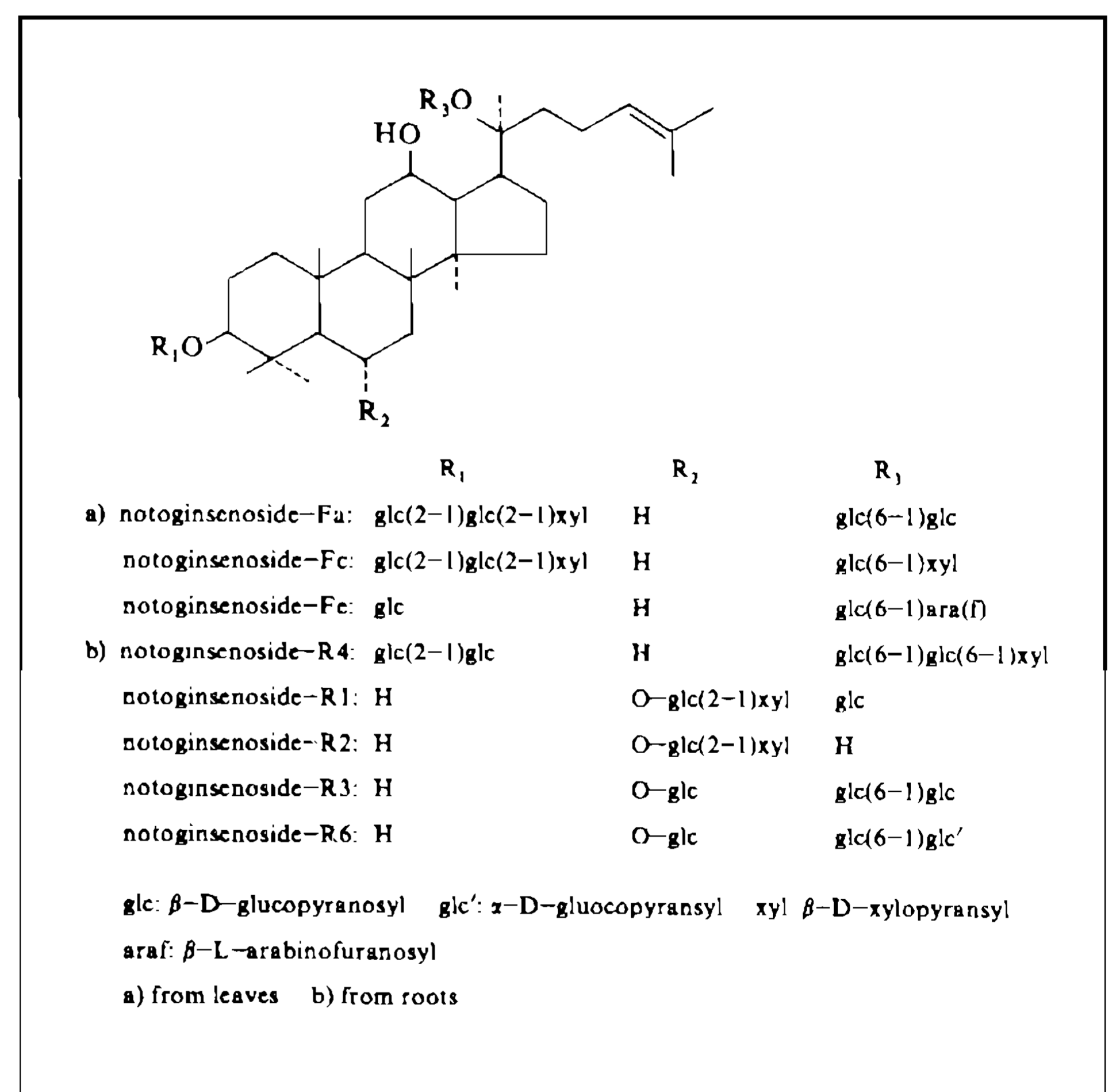


Fig. 2: Monoterpenoid glycosides.

b) *Diterpenoid* – *Phlomis betonicoides* is the plant distributed in west Yunnan of China, growing in meadows of high mountains. Its roots are used to cure alimentary canal diseases. Chemical studies of its roots resulted in the isolation of three diterpenoid glycosides, phlomisoside I (9), phlomisoside II (10) and baiyunoside (11) which content was comparatively higher in this plant. Baiyunoside is about 500-fold sweeter than sucrose and its sweetness lasts more than an hour (Fig. 3).

Fig. 3: Sweet diterpenoid glycosides in *Phlomis betonicoides*.

c) *Triterpenoid* – *Panax ginseng*, *P. quinquefolium* and *P. notoginseng* are three famous drugs of *Panax* plants. *P. notoginseng* is widely cultivated in Yunnan and Guangxi of China. The roots (Zhou et al., 1981; Matsuura et al., 1983), leaves and seeds (Yang et al., 1983), and flowers (Taniyusu et al., 1982) of the plant have been carefully studied. Twelve known and eight new saponins were isolated from it (Fig. 4). Two types of saponins, dammarane and oleanane, were found in *Panax*. The latter type is widely distributed in many plants while the dammarane type does not so often exist in plants. It may be interesting to note that *P. notoginseng* contains no oleanane type triterpenoid saponins but has dammarane type saponins which were proved to be the bioactive components.

Fig. 4: New saponins of *Panax notoginseng*.

The fruits of *Siraitia grosvenorii* (*Momondica grosvenorii*) is a well known sweeter in China. Careful investigation led to the discovery of another plant, *S. siamensis* of which the fruits are much larger than that of *S. grosvenorii*. Apart from mogroside IV (12) and mogroside V (13) which are the sweet components of *S. grosvenorii* (Takemoto et al., 1983), another new sweet saponin siamensoside I (14) was isolated from *S. siamensis* (Fig. 5) (Kasai et al., 1989). The sweetness of 12, 13 and 14 is 392, 425 and 563 times that of sucrose respectively. *S. siamensis* was demonstrated to have a promising future as a sweet plant and its domestication is now in progress.

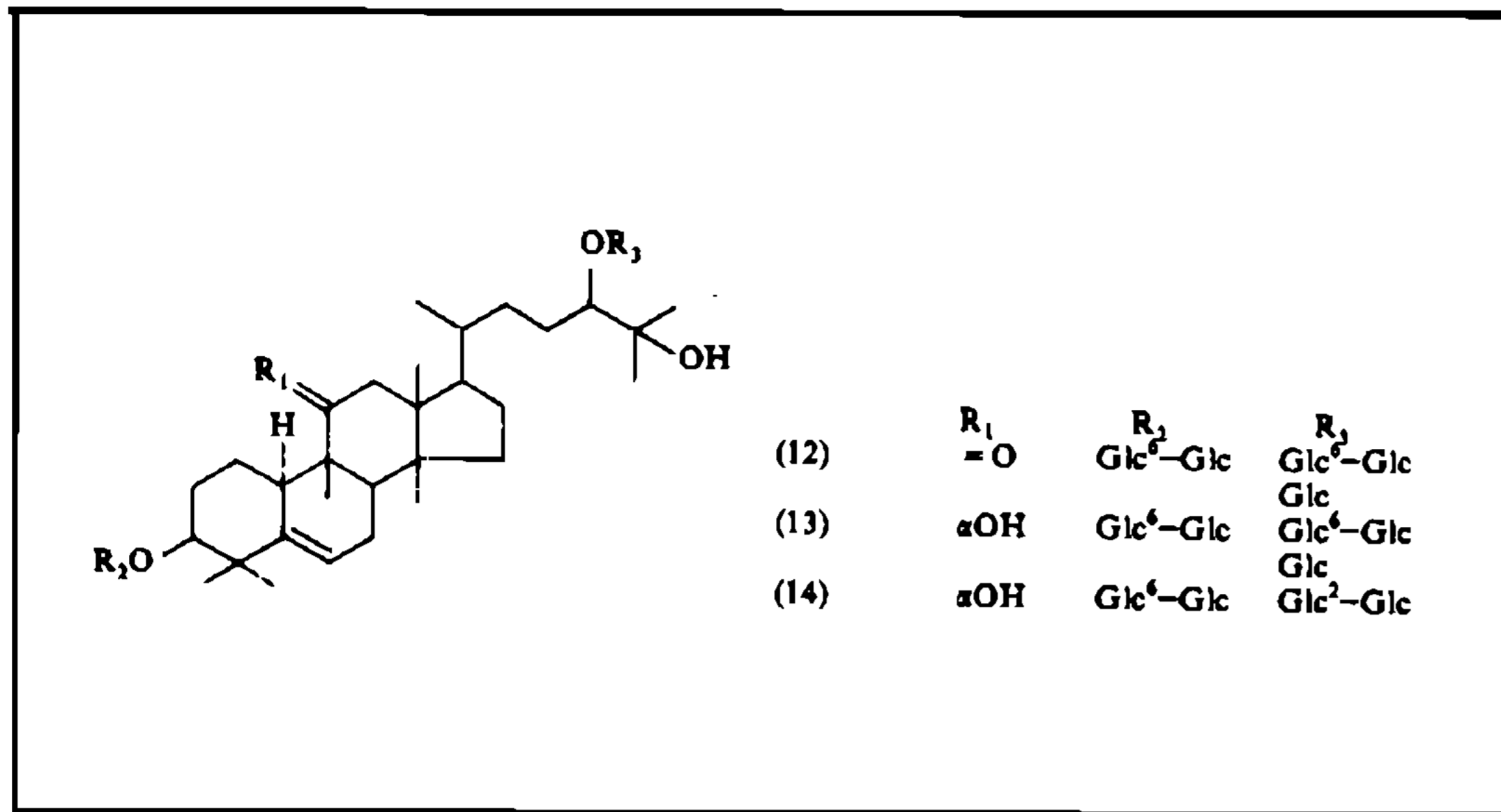


Fig. 5: Sweet triterpenoid glycosides of *Siraitia grosvenorii*.

3. STEROIDAL GLYCOSIDES

a) *C₂₁-Steroid* – Many plants of Asclepiadaceae, especially of genera *Cynanchum* and *Marsdenia*, are medicinal plants in China and they all contain *C₂₁*-steroidal glycosides. A new type of *C₂₁*-steroidal glycosides was also found in *Cynanchum atratum* (Zhang et al., 1985 a, b). Otophyllside A (15) and otophyllside B (16), isolated from *C. otophyllum*, were pharmacologically proved to have anti-convulsant action and have been used as anti-epilepsy drug in clinic (Mu et al., 1986) (Fig. 6).

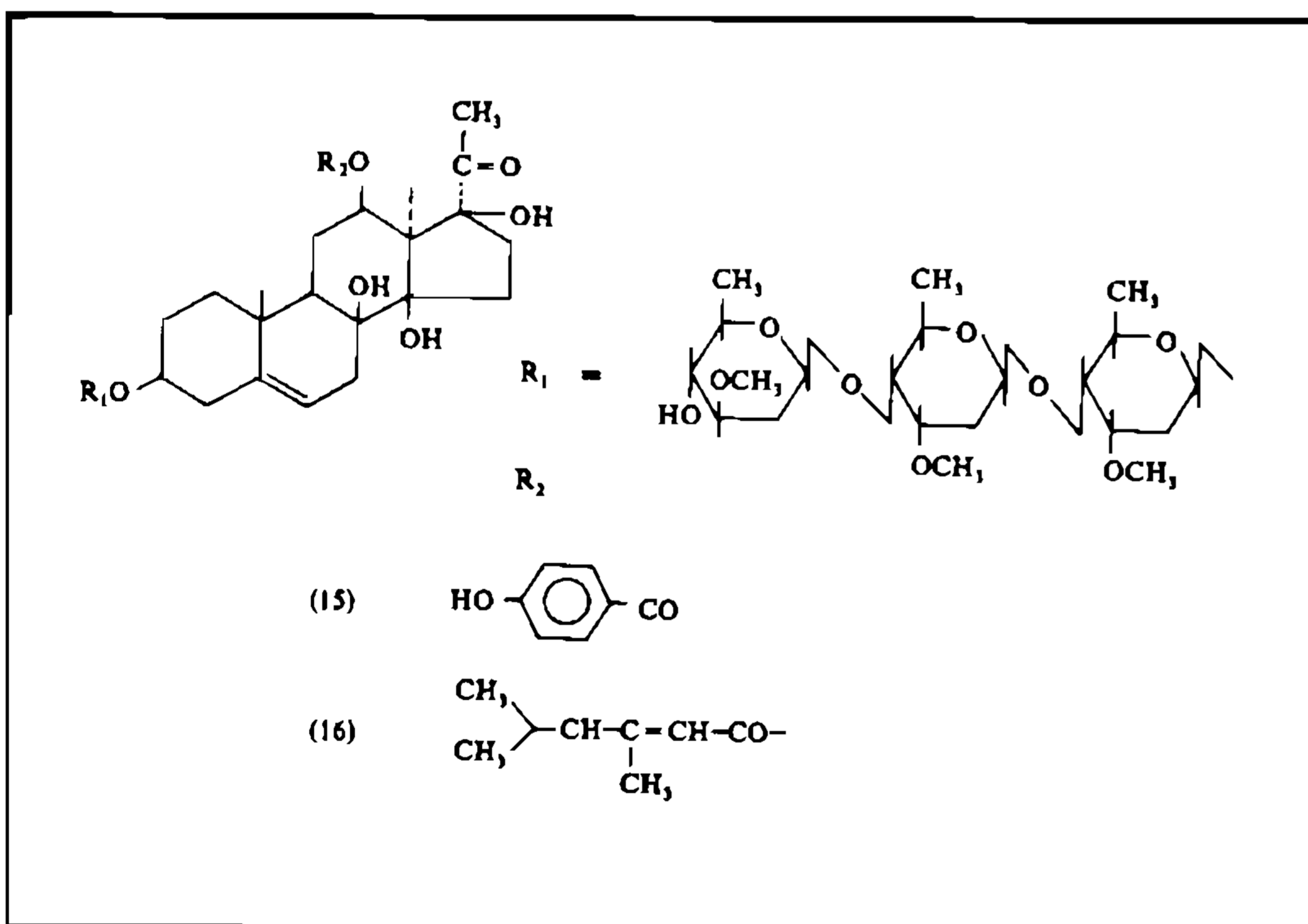


Fig. 6: *C₂₁*-steroidal glycosides from *Cynanchum otophyllum*.

b) *C₂₇-steroid* – *Paris polyphylla* var. *yunnanensis* has long been used as hemostatic herbal medicine and it is also a component of a famous Chinese traditional patent medicine. Two saponins (17) and (18) were isolated from this plant (Chen et al., 1983). These two saponins strongly contract uterine muscle and have now been used as a hemostatic drug in gynaecology (Fig. 7).

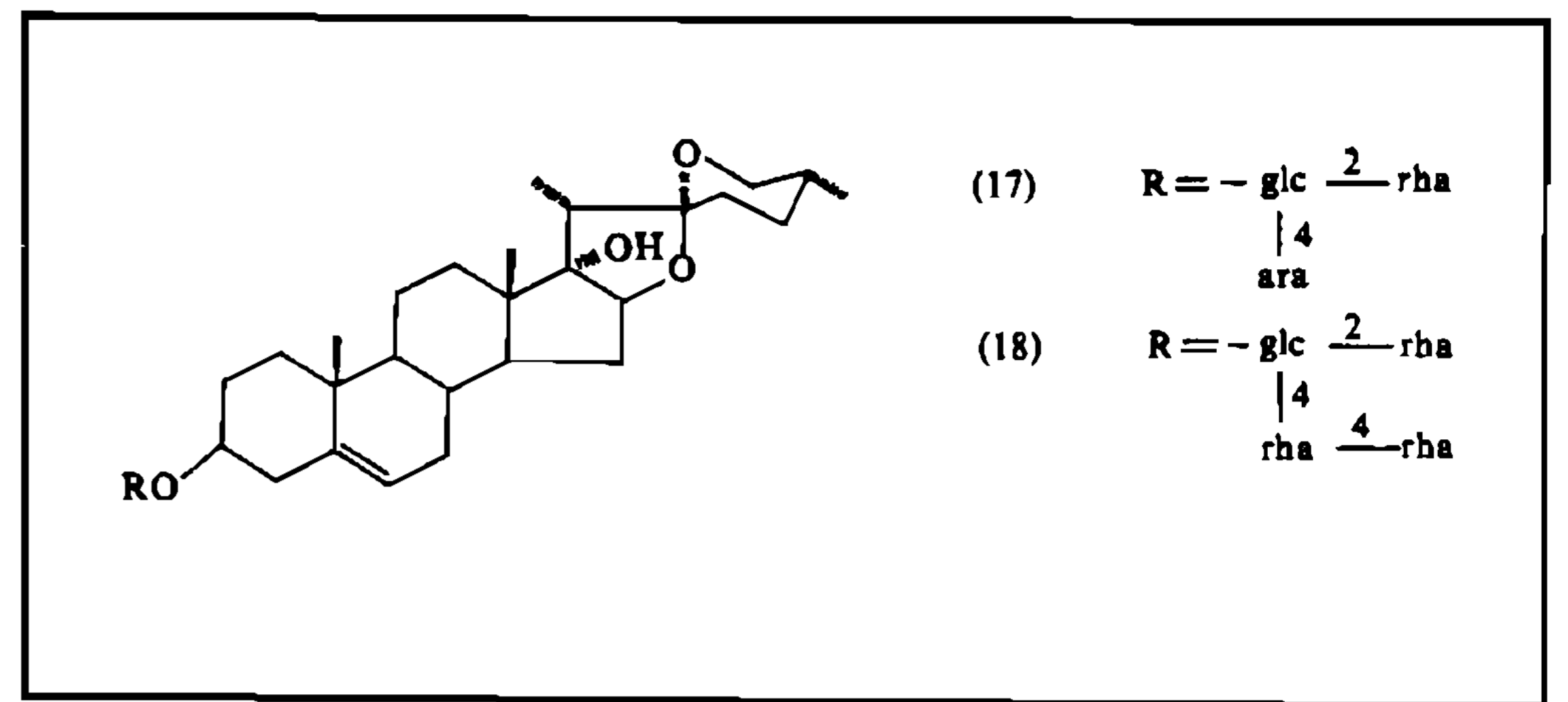


Fig. 7: *C₂₇*-steroidal saponins in *Paris polyphylla* var. *yunnanensis*.

REFERENCES

- CHEN, W. S.; LUO, S. D. & EBERHARD, B., 1981. Helicid, ein β -Allopyranosid aus *Helicia erratica*. *Liebigs Ann. Chem.*, 1891-1895.
- CHEN, C. X.; ZHANG, Y. T. & ZHOU, J., 1983. Steroidal glycosides of *Paris polyphylla* var. *yunnanensis*. *Acta Botan. Yunnan.*, 5: 91-97.
- HE, R. Y. & NIE, R. L., 1980. Studies on bitter principles from *Swertia moleensis*. *Acta Botan. Yunnan.*, 2: 480-482.
- HE, Z. D.; & YANG, T. R., Studies on glycosides components of *Olea yunnanensis*, unpublished.
- JIANG, Z. H.; CHEN, S. H. & ZHOU, J., Chemical studies on *Aconitum austroyunnanense*, unpublished.
- KASAI, R.; NIE, R. L.; NASHI, K.; OTHAN, K.; ZHOU, J.; TAO, G. D. & TANAKA, O., 1989. Sweet cucurbitane glycosides from fruits of *Siraitia siamensis* *Carib. Agric. Biol. Chem.*, in press.
- MATSUURA, H.; KASAI, R.; TANAKA, O.; SARUWATARI, Y. I.; FUWA, T. & ZHOU, J., 1983. Further studies on dammarane saponins of sanchi-ginseng. *Chem. Pharm. Bull. (Japan)*, 31: 2281-2287.
- MU, Q. Z.; LU, J. R. & ZHOU, Q. L., 1986. Two new antiepilepsy compounds – otophyllside A and otophyllside B. *Sci. Sin. [B]*, 24: 295-301.
- TAKEMOTO, T.; ARIHARA, S.; NAKATIME, T. & OKUHIRA, M., Studies on the constituents of fruitus momondica I, on the sweet principle. *Yakugaku Zasshi.*, 103: 1151-1155.
- TANAKA, T.; TANAKA, O.; LIN, Z. W.; ZHOU, J. & AGETA, H., 1983. Sweet and bitter glycosides of the Chinese plant drug, bai-yun-shen, roots of *Phlomis betonicoides* (*Salvia digitaloides*). *Chem. Pharm. Bull.*, 31: 780-783.
- TANIYASU, O.; TANAKA, O.; YANG, T. R. ZHOU, J., 1982. Dammarane saponins of flower buds of *Panax notoginseng* (sanchi-ginseng). *Planta Med.*, 44: 124-125.
- YANG, T. R.; KASAI, R. & ZHOU, J., 1983. Dammarane saponins of leaves and seeds of *Panax notoginseng*. *Phytochem.*, 22: 1473-1478.
- ZHANG, Z. X.; ZHOU, J.; HAYASHI, K. & MITSUHASHI, H., 1985a. The structures of five glycosides, cynatratoside A, B, C, D, E, from the Chinese drug "pai-wei" (*Cynanchum atratum* Bunge). *Chem. Pharm. Bull.*, 33: 1507-1514.
- ZHANG, Z. X.; SHOU, J.; HAYASHI, K. & MITSUHASHI, H., 1985b. The structure of cynatratoside

- side-F from the Chinese drug "pai-wei" (*Cynanchum atratum* Bunge). *Chem. Pharm. Bull.*, 33: 4188-4192.
- ZHOU, J.; YANG, Y. B. & YANG, T. R., et al., 1980. Chemical study on *Gastrodia elata* Bl. II. The syntheses of gastrodin and related compounds. *Acta Chem. Sin.*, 38: 160-166.
- ZHOU, J.; WU, M. Z.; TANIYASU, S.; BESSO, H.; TANAKA, O.; SARUWATARI, Y. & FUWA, T., 1981. Structures of new saponins, notoginsenosides R₁ and R₂. *Chem. Pharm. Bull. (Japan)*, 29: 2844-2850.
- ZHOU, J.; PU, X. Y. & YANG, Y. B., 1982. Nine phenolic compounds of fresh *Gastrodia elata* Blume. *Kexue Tongbao*, 27: 179-181.
- ZHOU, J., 1989. Some bioactive substances from plants of west China. *Pure & Appl. Chem.*, 61: 457-460.