



# Biomass-Derived Porous Carbon Materials for Supercapacitor

Hui Yang<sup>\*†</sup>, Shewen Ye<sup>†</sup>, Jiaming Zhou and Tongxiang Liang<sup>\*</sup>

School of Materials Science and Engineering, Jiangxi University of Science and Technology, Ganzhou, China

The fast consumption of fossil energy accompanied by the ever-worsening environment urge the development of a clean and novel energy storage system. As one of the most promising candidates, the supercapacitor owns unique advantages, and numerous electrodes materials have been exploited. Hence, biomass-derived porous carbon materials (BDPCs), at low cost, abundant and sustainable, with adjustable dimension, superb electrical conductivity, satisfactory specific surface area (SSA) and superior electrochemical stability have been attracting intense attention and highly trusted to be a capable candidate for supercapacitors. This review will highlight the recent lab-scale methods for preparing BDPCs, and analyze their effects on BDPCs' microstructure, electrical conductivity, chemical composition and electrochemical properties. Future research trends in this field also will be provided.

## OPEN ACCESS

### Edited by:

Wenyao Li,  
Shanghai University of Engineering  
Sciences, China

### Reviewed by:

Kaibing Xu,  
Donghua University, China  
Guangjin Wang,  
Hubei Engineering University, China

### \*Correspondence:

Hui Yang  
yanghui\_2521@163.com  
Tongxiang Liang  
liang\_tx@126.com

<sup>†</sup>Co-first authors

### Specialty section:

This article was submitted to  
Electrochemistry,  
a section of the journal  
Frontiers in Chemistry

Received: 01 March 2019

Accepted: 03 April 2019

Published: 24 April 2019

### Citation:

Yang H, Ye S, Zhou J and Liang T  
(2019) Biomass-Derived Porous  
Carbon Materials for Supercapacitor.  
Front. Chem. 7:274.  
doi: 10.3389/fchem.2019.00274

**Keywords:** biomass, porous carbon, supercapacitor, electrochemical performance, energy storage

## INTRODUCTION

The ever-growing population, crisis of energy shortage, and environmental pollution caused by burning fossil fuels have brought about different kinds of problems, and they stimulate the process of developing clean and sustainable energy, such as solar energy, wind power etc. (Dunn et al., 2011; Chu and Majumdar, 2012; Dubal et al., 2015; Kamat, 2015; Kazmerski, 2016; Peng et al., 2017). All these closely relate to the development of the advanced energy storage system. Until now, for electrochemical energy storage systems, for example, various rechargeable batteries and supercapacitors are identified as the most promising energy storage devices (Chmiola et al., 2006; Miller and Simon, 2008; Kim et al., 2010; Cheng et al., 2011; Xu et al., 2014; Gogotsi, 2015). Although batteries have a relatively longer life cycle, (<1,000 cycles), high-energy density and satisfactory rate performance, distinct from rechargeable batteries, supercapacitors possess the following characteristics: high-power energy, extremely long cycle life (>100,000 cycles) without losing capacitance and safety, it is quite essential to bridge the gap between conventional electrochemical capacitors and rechargeable batteries, and meet the demand of electric vehicles which require high power (Liu et al., 2018a; Xu et al., 2018).

Basically, supercapacitors can be classified under two categories according to their charge storage mechanism, which further affects the power density of supercapacitors. The electrical double layer (EDL) capacitance and pseudo-capacitance are quite different. For the former, charges are stored through ions' adsorption by electro-static interaction at the near-surface of active materials, where EDL forms; while the energy storage/release mechanism for pseudo-capacitance is by means of redox reaction, ions insertion/extrusion and under-potential depositions (Augustyn et al., 2014; McCloskey, 2015). Both the aforementioned supercapacitors require chemical and structure stability, outstanding electrical conductivity, and high SSA. Hence, to satisfy the requirement of high capacity and superior rate performance for supercapacitors, the exploitation of advanced

electrode materials with low cost, adjustable composition, and microstructure (especially pore structure) turns increasingly important.

In the past decades, thanks to the excellent conductivity property, high SSA, variable pore structure and porosity, carbon materials, such as commercial activated carbons (Chan et al., 2004; Jänes et al., 2007; Zhang and Zhao, 2009; Lv et al., 2011; Wang et al., 2014), graphene (Wang et al., 2009; Liu et al., 2010; Zhang et al., 2010; Cao et al., 2011), graphene oxide (GO) (Li et al., 2013; Li and Yang, 2014; Down et al., 2018), carbon nanotubes (CNTs) (An et al., 2001; Futaba et al., 2006; Pushparaj et al., 2007), porous carbon (PC) (Lee et al., 2000; Vix-Guterl et al., 2005; Hou et al., 2015) and their composites (Salunkhe et al., 2015) have achieved various kinds of essential accomplishments on their volumetric performance. However, their high production cost, complicated and unsustainable preparation process greatly limited their wide application. Besides, the gravimetric capacitance for CAs is keeping at a relatively low level for several decades, that should be ascribed to the rich micro-pores, which are hard accessible for ions, especially at high-current density condition (Li et al., 2014). Therefore, enlarging the ion-accessible area through creating a suitable hierarchical porous structure is a key factor for achieving high specific capacitance ( $C_s$ ) and rate performance (Zhao et al., 2016). Biomass materials abundantly present across our surroundings, and their low cost, accessible, environmentally friendly, and recyclable properties ensure they are ideal candidates for resources of carbon materials. At the same time, their naturally hierarchical porous structure and various elements (N, S) facilitate electrolyte penetration and extra active sites' generation, respectively (Chen et al., 2016).

In this review, we provide a summary of the recent and significant advances in hierarchical porous carbon (HPC) derived from biomass materials, emphasizing on the relationship between interconnectivity of the pore structure and electrochemical efficiency, and synthetic strategies for preparing HPC as supercapacitors. Finally, the current challenges and future directions are briefly discussed.

## RELATION BETWEEN PORE FEATURES AND CAPACITIES

In general, the capacitance of PC materials relies on the pore size distribution, connectivity and hydrophilicity; these factors will be further influencing the ion diffusion process and energy density of active materials. According to the findings by Dubinin (1960) and the classification by the International Union of Pure and Applied Chemistry (IUPAC) in 1985 (Sing, 1985), pores with different widths can be divided among three categories: macropores (>50 nm), mesopores (2–50 nm) and micropores (<2 nm). With the development of porous materials, three new pore types have been classified since 2015, they are

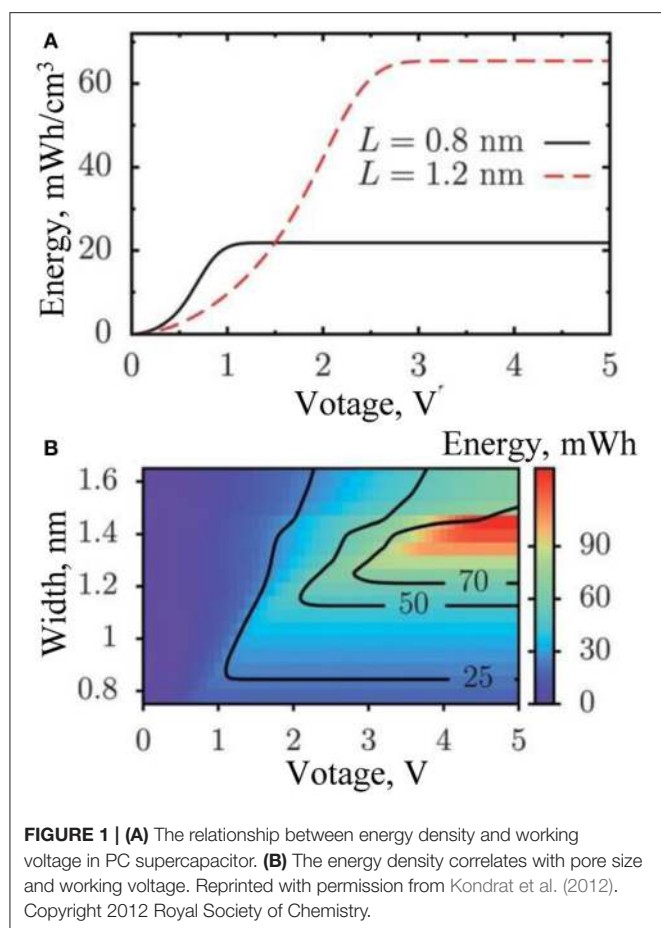
nanopores (<100 nm), supermicropores (0.7–2 nm) and ultramicropores (<0.7 nm).

## Pore Size Distribution

Although intense efforts are focused on improving the surface area and redox active sites of PC materials, optimization of pore size distribution is also an effective mode to enhance capacitance, especially for EDL capacitors. Generally, nanoporous carbons consist of pores ranging from micropores to mesopores, and most of them cannot maintain long-range ordering, or be accessible to ions from the electrolyte, though we know the electrochemical performance of PC is dependent on the interface of carbon and electrolyte. The macropore, mesopore and micropore have different functions in the electrochemical charge/discharge process. Macropores serve as ion-buffering reservoirs for meso- and micropores; mesopores provide abundant transport channels for ions' diffusion; in spite of some regions of micropores are inaccessible to adsorb ions, it still affects the charge status through controlling the diffusion of ions and molecular sieve effects, and then changing the capacitance of PC materials (Liu et al., 2018c); in addition, as the size of pores decreases toward <1 nm, an anomalous capacitance increase occurred in the organic electrolyte due to ion dissolution. Chmiola and co-workers reported that PC could achieve the highest capacitance as its average pore size matched the size of desolvated ions (Chmiola et al., 2006). Kondrat (Kondrat et al., 2012) found that different carbon materials with the same average pore size will display very different capacitive properties, because of the difference in pore size distribution; besides, for the monodisperse porous electrode, its energy density and pore size do not fit a non-monotonic function (**Figure 1**). Moreover, Cheng (Wang et al., 2008) believed that high micropore volume and the micropore-to-total-pore ratio are crucial for gaining a high-rate electrochemical performance of PC.

## Pore Connectivity

interconnected pores at different size dimensions are qualified as a hierarchical porous structure, which facilitates electrolyte infiltration and ion diffusion through a different pore canal (Borchardt et al., 2013). Until now, it is still a big challenge to construct carbon materials with 3D-interconnected, long-range order macroporous and mesoporous structures. These structures, combined with decent SSA and proper pore size distribution, allow efficient diffusion of any substance, such as electrolytes, ions etc., to the interior space of all channels. The strategies for fabrication HPC mainly includes templating (hard/soft) (Yuan et al., 2016; Xiong et al., 2017; Zhu et al., 2017) and non-templating ways (Lv et al., 2012), while these methods are time-consuming and highly costly. As a promising renewable resource, Biomass always possess a naturally interconnected, multichannel and porous structure, hence, they are the excellent candidates for preparing HPC. Wang and co-workers used pomelo peel as the carbon sources, in virtue of its foamy fibrous layer and abundant oxygen-containing functional groups, HPC was obtained after KOH activation, it gained a capacitance of 222.6 F/g at relatively low discharge current density (0.5 A/g), at the same time, it



maintained a good rate of performance and a suitable cycling stability (Li et al., 2017a).

### Pores' Hydrophilicity

Until recently, the charging mechanism for supercapacitors is derived from ions into the PC network by applied potential driving. Hence, the pore wettability, also named as surface hydrophobic/hydrophilic balance, closely relates to pores' surface functional groups, and has a great impact on the penetration of guest species into the pore systems and transfer of electrons (Xiao et al., 2016). Therefore, the functionalization of PC materials through surface modification gradually becomes an important issue to achieve appropriate wettability (Figure 2). The modification techniques always involve post-treatment of PC materials in oxidizing media, or doping carbons with oxygen, nitrogen and other elements (Lin et al., 2015; Chen et al., 2017b). Generally, N- and O-doping, introduced by grafting different functional groups, facilitate adsorption of ions and further improve the hydrophilicity of the carbon matrix. Therefore, moderate oxidation accompanied by heteroatom doping provide faradic pseudocapacitance, and then increase the capacitance value of electrode materials. However, overoxidation results in collapse of pore structure and large interface resistance (Wei et al., 2016). Moreover, most natural biomass contains nitrogen, boron, sulfur and other trace elements, which would be doped

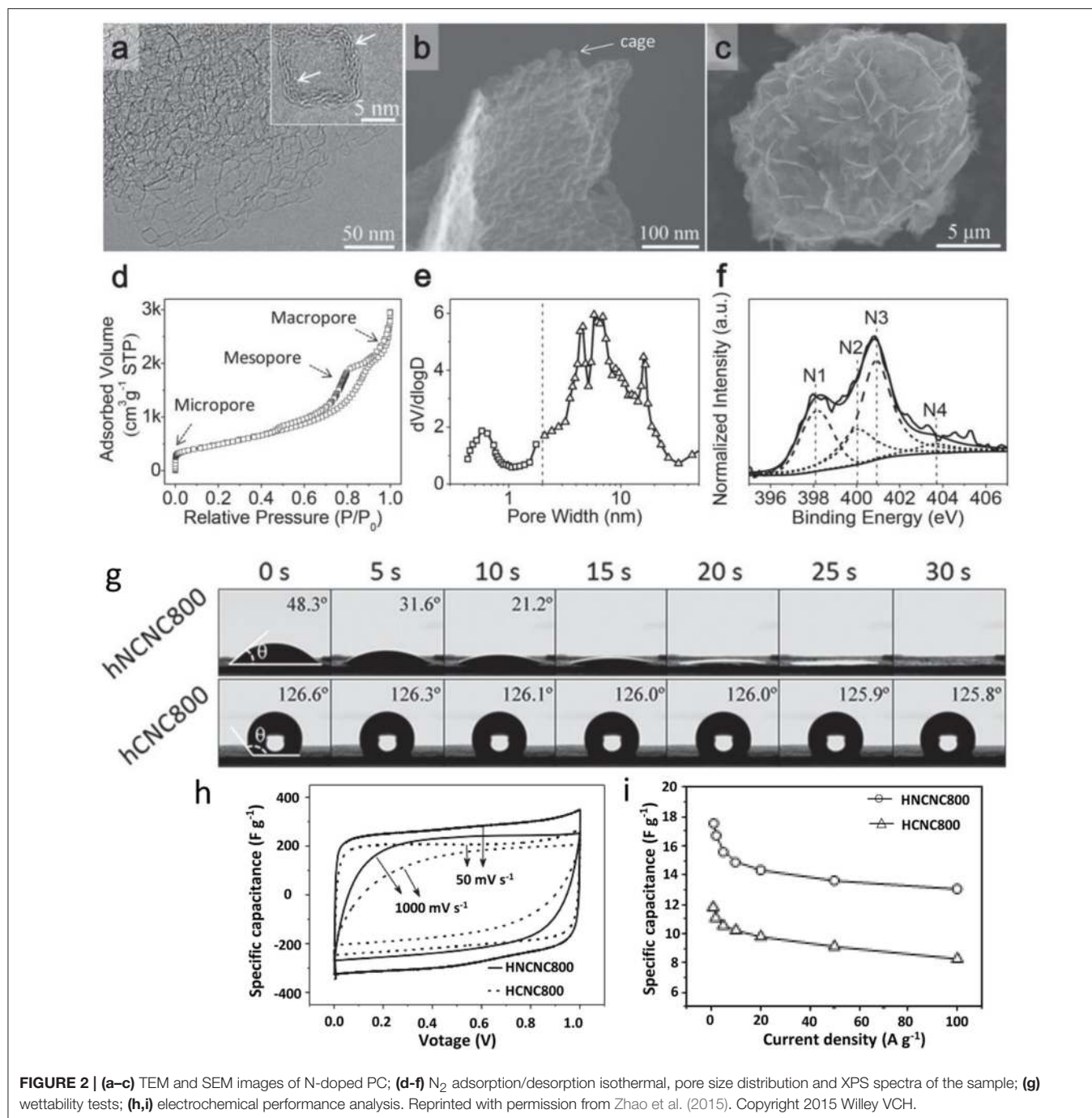
into the carbon framework as heteroatoms, and that will generate a more active site, and decrease the hydrophobicity of PC. Li utilized corncob as a precursor, and obtained nitrogen-doped activated carbons with N content up to 4 wt%, the corresponding hybrid-type supercapacitor achieved high-energy density and rate performance (Li et al., 2015a).

## BRIEF OVERVIEW OF FABRICATION STRATEGIES FOR PC

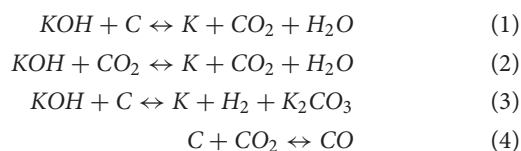
Up to now, various synthetic methods have been developed for preparing biomass-derived PC. The carbonization methods, such as pyrolysis (Dubal et al., 2016) and hydrothermal carbonization (Enterría et al., 2016), are used earliest to obtain PC. The pyrolysis is a dry-carbonization reaction, which usually takes place in an inert atmosphere or low oxygen environment at an elevated temperature condition (300–900°C), the main components of biomass are gradually transferred into biochar through a series of reaction, such as cross-linking depolymerization, fragmentation reactions etc. The performance of biochar depends on the reaction temperature, time and catalyst (Li et al., 2016b); For the hydrothermal carbonization, it is carried out in aqueous environment at elevated temperature (<300°C) and autogenous high pressure, it is a chemical process for conversion of biomass to carbonaceous materials, whose properties are determined by reaction temperature, time, pressure, and water/biomass ratio. Furthermore, Compared with the pyrolysis reaction, hydrothermal carbonization results in higher biochar yield. However, biochars obtained through the aforementioned methods have low SSA and porosity. Hence, as the most common strategies for increasing SSA of carbon materials, activation, including physical and chemical activation, have been widely used.

Physical activation is carried out at a high temperature (>700°C) in the presence of gases like CO<sub>2</sub>, H<sub>2</sub>O, air and ozone (Abioye and Ani, 2015; Chang et al., 2016; Lota et al., 2016). The process of physical activation has two steps: firstly, carbonization happens at a low temperature in an inert atmosphere, and during this process, volatile matters are eliminated and biochar is formed. Subsequently, gasification reaction leads to the formation of abundant open pores because of the introduction of oxidizing gas at a high temperature. It should be noteworthy that increasing reaction temperature and prolonging treating time are helpful to improve the porosity of carbon materials, while the pore size distribution will be broadened.

Prior to carbonization, biochar is pre-mixed with certain chemicals, such as an acid (Sun et al., 2015), strong base (Qu et al., 2015), or a salt (Sevilla and Fuertes, 2016), then the mixture is carbonized at relatively low temperatures (450–900°C). Although there are drawbacks for chemical activation, for example, high cost, apparatus corrosion, and non-recoverable chemicals, it is still preferred over physical activation owing to its lower reaction temperature, shorter reaction time and larger SSA. Among




various kinds of activating reagents, KOH (Lv et al., 2011) is the most widely used chemical. The activation mechanism of KOH activation (Figure 3) can be summarized and shown as the following reaction equations.



## Cellulose-Derived PC

As the most abundant and sustainable natural polymer, cellulose is the main component of green plants' primary cell wall and consists of a linear chain of D-glucose. Cellulose fibers exhibit high surface area and aspect ratios, excellent mechanics and flexibility, broad chemical-modification capacity, so it has attracted intense attention in the past several years for supercapacitor (Yang et al., 2015; Yu et al., 2016). Generally, according to the origin of cellulose, it can be classified in two ways: commercial cellulose and isolated cellulose from lignocellulose for PC precursor. After carbonization and



activation through a physical or chemical process at elevated temperature, then PC was gained. Although they have extremely high SSA, compared with HPC, it exhibited limited  $C_s$  because of low wettability, slow ions' diffusion rate and relatively small amount of the effective active site. Hence, recently, many efforts have been focusing on the fabrication of HPC derived from cellulose.

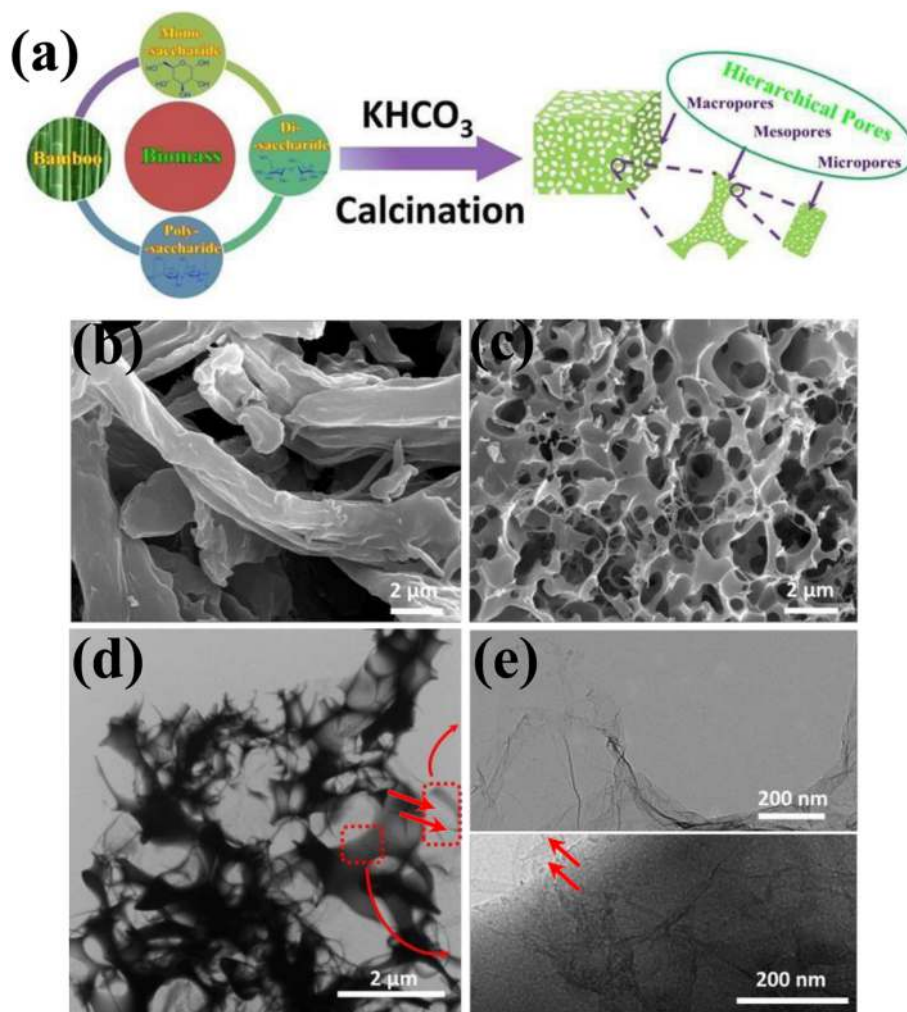
The unique structure of carbon aerogels provides high SSA, hierarchical porous structure, interconnected macro-/meso-/micropores, efficient ions diffusion rate, and abundant active sites. Nanocellulose microcrystalline would be gelling at the base condition, after freeze-drying and  $\text{CO}_2$  activation process, carbon aerogel with interconnected 3D nanostructure could be prepared. The final products showed high SSA ( $1,873 \text{ m}^2/\text{g}$ ) and high pore volume ( $2.65 \text{ cm}^3/\text{g}$ ); besides, the  $C_s$  reached 302 F/g and 205 F/g at 0.5 A/g and 20 A/g, respectively (Zu et al., 2016). "leavening" strategy (Figure 4) is applicable to various biomass and their derivatives, the corresponding electrode materials exhibited a  $C_s$  of 253 F/g with superior cycling stability (Deng et al., 2015). Zhuo et al. synthesized HPC through a dissolving-gelling process, after carbonization process, carbon aerogel with abundant macropores, mesopores and micropores was obtained, and gained high  $C_s$  of 328 F/g at 0.5 A/g with 96% of the capacitance retention after 5,000 cycles (Zhuo et al., 2016). Sodium carboxymethyl cellulose aerogels derived PC could be obtained through sol-gel and KOH activation, its relative low  $C_s$  (152 F/g at 0.5 A/g) might be attributed to the limited SSA ( $<500 \text{ m}^2/\text{g}$ ) (Yu et al., 2016). What's more, Long et al. cellulose nanofibrils and short cellulose nanofibrils were assembled into macro/micro/mesoporous structure by Li and co-workers, who found the hierarchical structure maintained high surface area ( $1,244 \text{ cm}^2/\text{g}$ ), good  $C_s$  (170 F/g) at high current densities (Li et al., 2017b). Waste paper is also a promising candidate for preparing PC. Kraft pulp was mixed with KOH solution and freeze-dried, then the mixture was calcined at an elevated temperature under an inert atmosphere. Dense graphene-like HPC was fabricated, and its gravimetric and volumetric  $C_s$  is 309 F/g and  $309 \text{ F}/\text{cm}^3$  at 1 A/g, respectively (Mo et al., 2018).

It is believed that increasing surface functional groups into the carbon framework contribute to the enhancement of the capacitance of supercapacitors. Hence, introducing of N, B, P, and O, which act as electron donor or electron acceptor, have the following effects: improving wettability between PC

and electrolyte; facilitate the binding between carbon materials and ions; enhancing the active sites in the carbon framework (Chen et al., 2013, 2017d; Wu et al., 2015; An et al., 2017). Contrary to oxygenic functional groups, N-containing functional groups own basic characters, which leads to donor-acceptor properties, and improves the final electrochemical properties of electrode materials (Wang et al., 2008). As the carbon sources and as a template, cellulose nanocrystals were used to control the growth of melamine-formaldehyde, then rod-like porous N-doped carbon particles were fabricated; they achieved 352 F/g at 5 A/g and maintained over 95%  $C_s$  retention after 2000 cycles (Wu et al., 2015). Through pyrolysis and activation procedure, PC nanosheets (PCN) were doped by N and S, the co-doped PCN had a  $C_s$  of 298 and 233 F/g at charge/discharge current density of 0.5 and 50 A/g. Besides, only 2% capacitance lost after 10,000 cycles (Li et al., 2016b). Phosphorus (P) doped HPC possessed outstanding rate capability, and it showed a  $C_s$  of 133 F/g ( $146 \text{ mF}/\text{cm}^2$ ) at 10 A/g with  $\sim 98\%$  capacitance retention after 10,000 cycles (Yi et al., 2017).

### Lignin-Derived PC

As the most abundant natural aromatic polymer and the second raw material from plants, lignin, with a production  $\sim 50$  million tons per year, is known as one of the most promising candidates for carbon sources considering environmental and economic aspects (Suhas and Carrott, 2007). Recently, the lignin-based PC nanocomposite gradually has attracted much attention because of its excellent electrochemical performance (Kai et al., 2016; Ma et al., 2016; Wang et al., 2016a). Generally, it is quite difficult to isolate the lignin because of the potential oxidation and condensation reaction during the isolation process; besides, the mass production and purity of lignin, isolated through hydrolysis or solubilization of plants, also limit the wide application of lignin-based PC for supercapacitor. However, series of works have been published and some progress has been made. Physical and chemical activations are the most common strategy to prepare lignin-based HPC. Zhang (Zhang et al., 2015a) utilized KOH as the template and activating agent and successfully prepared lignin-derived HPC with an interconnected 3D network. Its abundant oxygen-containing group ensures a relatively good pseudocapacitance performance (165 F/g in 1 M  $\text{H}_2\text{SO}_4$  at 50 mA/g). Increasing SSA of carbon materials is a good choice for promoting the  $C_s$  of electrode materials; hence, a higher HPC derived from lignin was obtained by KOH activation,

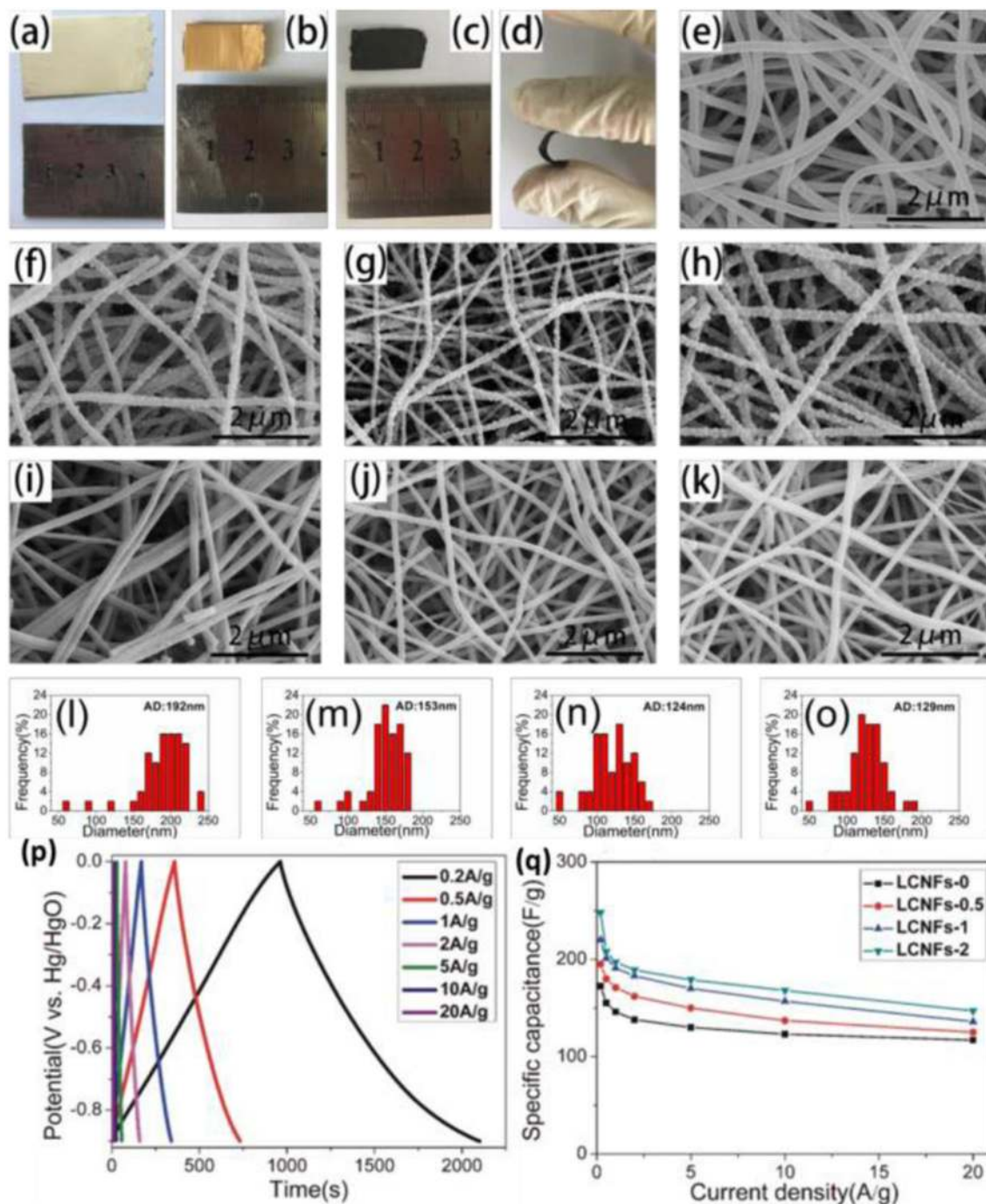


**FIGURE 4 |** (a) Scheme diagram of the formation of HPC by “leavening” agent; (b–e) SEM and TEM images of HPC. Reprinted with permission from Deng et al. (2015). Copyright 2015 Royal Society of Chemistry.

the corresponding products provided a  $C_s$  of 286.7 F/g at 0.2 A/g (Zhang et al., 2015b). In addition, a hard template, such as zeolite, was used to control the assembly of lignin, and then control the pore structure of the final products, this lignin-based templated PC showed a high  $C_s$  (250 F/g at 50 mA/g) (Ruiz-Rosas et al., 2014). One dimension of PC fibers derived from lignin not only contributed to faster electron conduction, but also facilitated the electrolyte infiltration by providing abundant pore structure, Hu et al. reported that porous fiber activated by KOH achieved a total capacitance of 1 F at 10 mg loading (Hu et al., 2014). Besides, lignin-based HPC film was developed by Chang and co-workers, as shown in **Figure 5**, a flexible film consists of lignin, PVP and  $Mg(NO_3)_2$  was synthesized through electrospinning, then the precursor was carbonized and pickling to remove the  $MgO$ , the final PC film exhibited  $C_s$  of 248 F/g and outstanding rate and cyclic performance (Ma et al., 2018).

To enhance the performance of lignin-derived PC, surfactant, organic solvent and silica were added into the mixture of lignin,

after carbonization and activation by 2 M NaOH, the carbon film ( $\sim 310 \mu\text{m}$ ) was used as an electrode, because of its hierarchical pore structure and superb electrical conductivity, this novel carbon electrode achieved an ultrahigh areal capacitance of 3 F/cm<sup>2</sup> and a high volumetric capacitance of 97.1 F/cm<sup>3</sup>, high mass loading and excellent electrochemical performance ensure it is a promising candidate for supercapacitor (Li et al., 2016a). Furthermore, lignin-derived byproducts were used as carbon resources by hydrothermal treatment and activation, the as-prepared N-doped PC with hierarchical bowl-like pore structure exhibited a high conductivity (4.8 S/cm), favorable  $C_s$  (312 F/g at 1 A/g in 6 M KOH) and excellent rate capability (81% retention at 80 A/g) (Wang et al., 2017). Moreover, Wang reported that N-doped PC derived by KOH activated urea-modified lignin could be obtained; it possessed a well-developed porous structure and extremely high SSA (3,130 m<sup>2</sup>/g). The corresponding supercapacitors achieved  $C_s$  of 273 and 306 F/g in 6 M KOH and KOH-PVA solid electrolytes, respectively (Wang et al., 2016b).



**FIGURE 5** | Optical images (a–c) and SEM images (e–k) of fiber film; (l–o) size distribution of carbon fiber; galvanostatic charge and discharge curves (p) and rate capability (q) of fiber film. Reprinted with permission from Ma et al. (2018). Copyright 2018 Elsevier.

## Alginate-Derived PC

Except for cellulose, other kinds of natural polysaccharides obtained by artificial extracting have been widely used as PC precursor because of their low cost, accessibility and component stability.

Alginate is a polysaccharide composed by covalently linked mannuronate and guluronate, and widely distributed to the cell

walls of brown algae. Furthermore, the chelation between metal ions and alginate results in gelling and forming an “egg-box” structure (Davis et al., 2003), which further being calcinated at 800°C, three-dimensional macro-meso-microporous HPC aerogels were prepared. The final products showed an excellent rate performance (65% capacity retention at 100 A/g) and decent capacity (188 F/g at 1 A/g) (Wang et al., 2018a). Li

and co-workers synthesized alginate gels with interconnected macropore structure utilizing freeze-drying process, then after activation by KOH and removal of Ca, interconnected HPC was obtained; it showed a high-rate capability with 222 F/g and long cycling life at 10 A/g (Li et al., 2015c). On account of the limited  $C_s$  of an EDLC capacitor, O- and N- enriched PC was prepared by calcining kelp in  $NH_3$  atmosphere, the products acquired high volumetric  $C_s$  ( $>360$  F/cm<sup>3</sup>) and superb cycling performance (Li et al., 2015b). In addition, Nitrogen-doped PC fibers derived from cobalt alginate with egg-box structure, which led into the formation of abundant large mesopores, and the product presented an excellent capacitive behavior of 197 F/g at 1 A/g and superb cycling ability (Tang et al., 2018). Geng (Geng et al., 2016) reported a facile method to synthesis HPC derived from sodium alginate by pre-carbonization and NaOH activation, and it exhibited a capacity of 451 F/g in 2 M KOH solution; while its rate performance, which greatly depends on the electrical conductivity of the electrode materials, was not satisfied.

### Starch-Derived PC

As the most common carbohydrate in the human diet, starch, a polymeric carbohydrate consisting of glucose units jointed by glycosidic bonds, is a promising candidate for supercapacitors as its low cost, accessibility (Lei et al., 2016; **Figure 6**). Direct carbonization of starch with the aid of activated agents is easy and commonly used by researchers for preparing PC. Guo (Guo et al., 2018) synthesized starch-derived PC through one-pot carbonization, the as-prepared PC achieved a  $C_s$  of 385 F/g at 1 A/g. Zhang (Zhang et al., 2015b) proposed a simple strategy to fabricate hierarchical hollow porous spherical carbon using starch as raw materials and  $KHCO_3$  as the activation agent. The relatively large SSA and rich porous structure endowed the electrode materials with a high capacitance (265.4 F/g at 1 A/g) and excellent rate capacitance (137 F/g at 100 A/g). Hence, carbon derived by different botanical origin would influence the electrochemical performance of the products, and this was verified by Bakierska (Bakierska et al., 2017). In addition, hydrothermal treatment of starch is useful for improving the hydrophilic of carbon materials by introducing the oxygen-containing functional group. Therefore, before carbonization and activation at elevated temperature, hydrothermal carbonization was performed, the potato-derived PC spheres displayed a high  $C_s$  (245 F/g) and good rate performance (61% capacitance retention at 10 A/g) (Qiang et al., 2015); similar processing procedure was used by Hong with sweet potato starch as the carbon source, a  $C_s$  of 208 F/g at 1 A/g was gained (Hong et al., 2018).

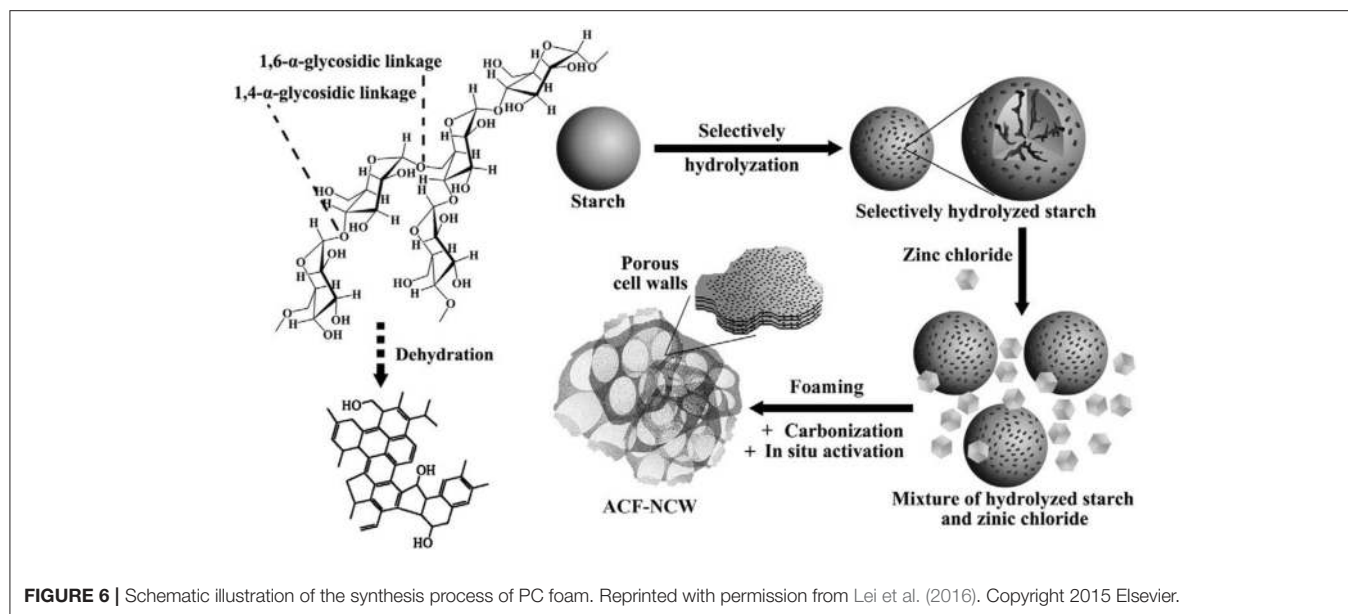
The foaming process (Wang et al., 2016b) through physical or chemical blowing with the aid of carbonate of urea leads to the formation of abundant macropores. For this reason, inspired by bread leavening, Deng (Deng et al., 2015) proposed a non-casting and template-free method to fabricate HPC by mixing the starch with  $KHCO_3$  followed by carbonization at a high-temperature condition. The as-prepared samples owned a  $C_s$  of 253 F/g and with no distinct capacitance loss after 10,000 cycles. At the same time, Chang (Chang et al., 2017) employed a chemical blowing strategy to synthesis N-doping sheet-like PC

by graphitization and chemical activation. The samples gained extremely high surface area (2,129 m<sup>2</sup>/g), large pore volume (0.97 cm<sup>3</sup>/g), good  $C_s$  (337 F/g at 0.5 A/g) and reasonable cycle stability. Similar preparation strategies were employed to treat starch by other researchers to investigate the electrochemical properties of the PC (Pang et al., 2016a; Yang et al., 2016; Du et al., 2017). Calcium acetate was used as the hard template and mixed with starch before carbonization, the PC with tunable pore size by adjusting the ratio of starch/calcium acetate was prepared. When the current density increased from 0.1 A/g to 10 A/g, the  $C_s$  of the electrode materials transformed from 277 F/g to 182 F/g, and the cycling results indicated that the PC owned an extremely outstanding cycle stability even after 20,000 cycles (Zhang et al., 2016b). Compared with other kinds of biomass, corn starch is a relatively pure resource as its high-yield character. PC derived corn starch by hydrothermal carbonization, and activation acquired high SSA (1,239 cm<sup>2</sup>/g), good capacitance (144 F/g) and energy density (19.9 Wh/kg), that were performed slightly better than commercial PC (Pang et al., 2016b). The rate performance of the electrode can be improved by combining PC and carbon cloth together. Zhong (Zhong et al., 2018) synthesized a binder-free activated carbon electrode via sol-gel and KOH activation; the corresponding electrodes achieved 272 F/g (1 A/g) and  $C_s$  retention of 75.9% at 50 A/g.

### Chitin-Derived PC

As one of the most abundant natural polymers, chitins, with stiff chain conformation and considerable nitrogen concentration (~6.9 wt%), can be completely dissolved into the mixture solution of NaOH and urea. Generally, the addition of PETF hampers the electron transport and restrains the rate capacity of electrode materials. Zhang (Zhang et al., 2016a) employed a one-step synthesis strategy for preparing a binder-free PC electrode by sol-gel method. After KOH activation, the electrode achieved gravimetric  $C_s$  of 272 F/g and 75.9%  $C_s$  retention at 50 A/g. By means of emulsification and carbonization at high temperature, N-doped microsphere with ample interconnected porous structure, high SSA, unique elasticity and outstanding rate performance were obtained (Suhas and Carrott, 2007). Gao employed prawn shells as a carbon precursor, the obtained N-doped activated carbon exhibited very fine  $C_s$  of 357 F/g (6 M KOH) and 695 F/g (1 M  $H_2SO_4$ ) (Zhang et al., 2015b). The fungus was also used as PC sources, Long (Ruiz-Rosas et al., 2014) found the corresponding graphene-like carbon possessed high specific surface area (1,103 m<sup>2</sup>/g), outstanding volumetric (360 F/cm<sup>3</sup>) and cycle stability (99% capacitance retention after 10,000 cycles). At the same time, N-doped PC derived from shrimp shells with high surface area (1,271 m<sup>2</sup>/g) by KOH activation also got a high  $C_s$  (239 F/g at 0.5 A/g). Moreover, as a renewable biomass mainly composed of chitin, cicada slough derived PC was obtained through carbonization in air and KOH etching in inert atmosphere, results showed that the products exhibited fairly high oxygen content (~30%), moderate nitrogen content (~4%) and high  $C_s$  (266 F/g at 0.5 A/g) (Hu et al., 2014).





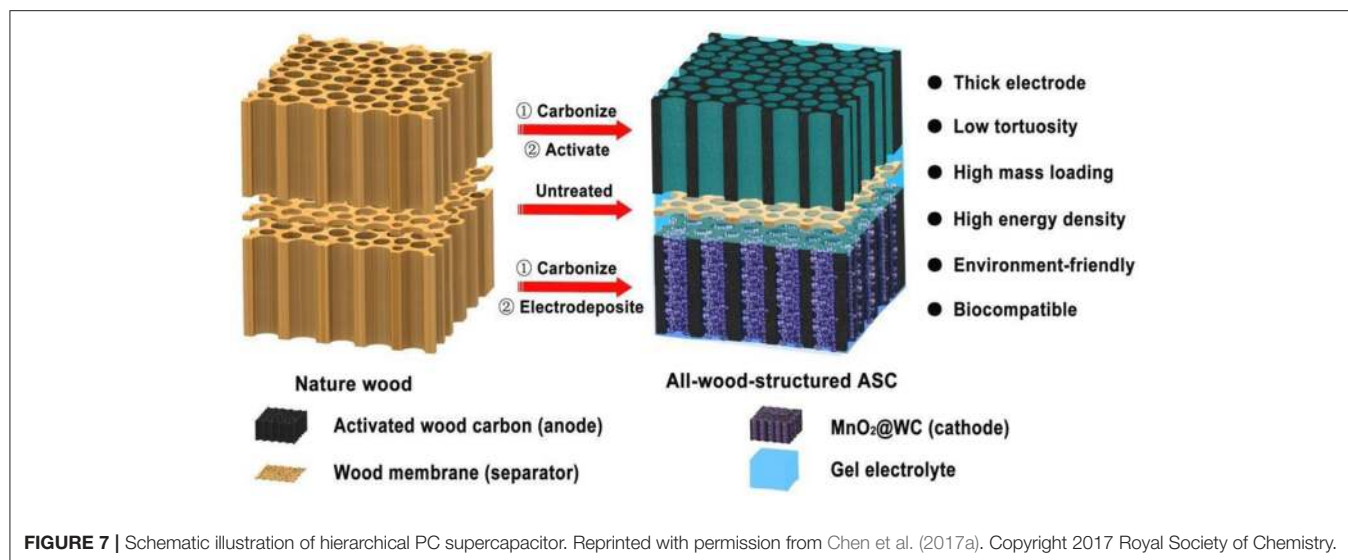
## Gelatin-Derived PC

As a renewable biomass resource, gelatin owns abundant rich –NH<sub>3</sub> groups, which ensure a good wettability after carbonization, and facilitates nitrogen atoms doped during the activation process. Hence, it is believed to be a promising candidate for the raw material of PC for supercapacitor. Recently, it is still a big challenge for preparing bio-sources derived carbon materials with 2D planar architectures, which promote ions transportation and electrons conduction, and further affecting the capacitance and rate performance of the electrode materials. Therefore, utilizing gelatin and dopamine as carbon and N sources, respectively, Fan and colleagues (Fan et al., 2015) developed a general strategy for synthesizing 2D PC nanosheets through a series of treatment, including intercalation, thermal treatment and chemical etching; meanwhile, layered montmorillonite was added to control the microstructure of gelatin, and brought about the formation of two-dimensional nanosheet-like PC. The final products exhibited an enhanced rate capability and a high C<sub>s</sub> of 246 F/g; besides, the decent capacitance retention (81% at 100 A/g) indicates the electrode material is a good candidate of electrode material for supercapacitor. Furthermore, a free-standing N-doped PC film derived from gelatin/copper hydroxide nanostrands composite films were synthesized by Hu et al. (2016); the binder-free mesoporous N-doped carbon film possessed promoted specific energy (28.1 Wh/kg) and high specific capacity (316 F/g at 0.5 A/g), while its rate performance was not satisfied. Doping with multi-elements is another strategy to improve the electrochemical performance of PC because of the synergistic effect. Therefore, a facile yet sustainable approach was used to produce B/N co-doped PC. Boric acid was added into the gelatin solution, and it acted as hard templates after crystallization during the evaporation of aqueous solution at an elevated temperature. The plate-like shaped boric acid regulating the assembly of gelatin, after carbonization and activation, 2D plate-like PC formed.

As the voltage windows is 0.8 and 1.0 V, the C<sub>s</sub> of the PC is 240 and 230 F/g, respectively. It also showed improved capacitance retention (Zheng et al., 2016b). Except for boric acid, graphene oxide was applied as a regulator to modify the pore structure, composition, and microstructure of PC derived from gelatin, and results showed that the carbon nanosheets with thickness range from 10 to 30 nm, owned high C<sub>s</sub>, decent rate capability and high capacitance retention (76% at 20 A/g). At the same time, Zhang applied a similar approach to preparing layer-like PC with the thickness ~100 nm, which delivered a high discharge C<sub>s</sub> (366 F/g at 1 A/g), good rate capability (221 F/g at 30 A/g) and suitable cycling performance (Zhang et al., 2015c).

## Plant-Tissue-Derived PC

It is well-known that a thick electrode with high areal active materials loading is urgent in supercapacitor designs as it is closely related to the energy density of supercapacitor devices, and it is useful to reduce the cost of manufacturing through maximizing the packing density of electrode materials and decreasing the layers of inactive materials. What is noteworthy is that the transportation rates of the ion and electron are inversely proportional to the thickness of the electrode in the real-world application. However, natural wood possesses a unique anisotropic structure and plenty of open channel along the growth direction, which facilitates alleviating the electrode materials' tortuosity, promoting the ions transfer, and further increasing the rate capacity of the electrode materials (Figure 7). Hence, a surface modified porous wood carbon derived from poplar wood was prepared by Liu (Liu et al., 2012), and the products achieved a maximum gravimetric and volumetric capacitance of 234 F/g and 36 F/cm<sup>3</sup>, respectively. Basswood was carbonized by multistep thermal treatment and CO<sub>2</sub> activation; the obtained HPC with extremely high mass loading of MnO<sub>2</sub> gained high-energy density (1.6 mWh/cm<sup>2</sup>) and power density




(24 W/cm<sup>2</sup>) (Chen et al., 2017a). In addition, highly anisotropic, multichannel wood carbon doped by N and S were also exhibited well electrochemical properties, the PC showed a C<sub>s</sub> of 704 F/g at 0.2 A/g, and still maintained a competitive C<sub>s</sub> of 349 F/g at 4 A/g (Tang et al., 2018). Pinecone tree activated carbon was prepared by KOH activation at 800°C, and the products showed a C<sub>s</sub> and energy density of 69 F/g at 0.5 A/g and 24.6 Wh/kg, respectively, besides, it exhibited excellent voltage stability after holding 110 h (Barzegar et al., 2017).

Similar to the wood's microstructure, bamboo-derived carbon was obtained by carbonization with the aid of KOH under N<sub>2</sub> atmosphere. After being doped by boron and nitrogen, the corresponding HPC exhibited a C<sub>s</sub> of 281 F/g (1 M, KOH) and energy density (37.8 Wh/kg) (Chen et al., 2015). As N-enrich biomass, the bamboo shoot was carbonized by Chen (Chen et al., 2017c) to prepare N-doped PC materials, which was endowed with high SSA, highly interconnected pores and uniform nitrogen dopant distribution. Its outstanding C<sub>s</sub> and rate performance ensured it is a promising candidate for supercapacitors. Wei employed *broussonetia papyrifera* as a biomass source, after hydrothermal treatment in KOH solution, then pyrolysis and activated at high temperature in Ar atmosphere, N-doped HPC with high SSA (1,212 m<sup>2</sup>/g) and outstanding C<sub>s</sub> (320 F/g at 0.5 A/g) were fabricated (Wei et al., 2015). Thusuang reported that rubberwood waste treated with H<sub>3</sub>PO<sub>4</sub> or NaOH led into the formation of carbon monoliths, which exhibited a maximum gravimetric capacitance, volumetric capacitance and energy density of 129 F/g, 104 F/cm<sup>3</sup>, and 14.2 Wh/kg, respectively (Thusuang et al., 2017). What's more, wood waste was used as raw material, and the N-doped PC-PANI composite possessed a decent C<sub>s</sub> (347 F/g at 2 A/g) and high energy density (44.4 Wh/kg) (Yu et al., 2015). Compared with conventional KOH activation, impregnate-activation method resulted in PC derived from pine tree sawdust with higher surface area and richer interconnected pores, and achieved good C<sub>s</sub> in the organic electrolyte (146 F/g) and IL electrolyte (224 F/g) (Wang et al.,

2017). Except for these woody materials aforementioned, other woody wastes, such as spruce bark (Sun et al., 2018), Java Kapok tree (Kumar et al., 2018), plane tree (Yao et al., 2017), *Melia azedarach* (Morenocastilla et al., 2017), *auriculiformis* tree bark (Momodu et al., 2017), ginkgo leaves (Hao et al., 2017) (Figure 8) were developed as carbon for fabricating PC, whose C<sub>s</sub> was all better than commercial activated carbon. *Musa basjoo*, which appears like a tree and have three layers of structure involves nano-/micro-/millimeter level, that endowed the PC with abundant interconnected pores after KOH activation. The products displayed high C<sub>s</sub> and good cycling performance (Zheng et al., 2016a).

In addition to wood, plants with a similar structure like shrimp shell, which preserve its layered structure after carbonization and washing with an acid solution, should be a kind of promising candidate for HPC. The microstructure of these plants, such as the flower petals and tree leaves, could be kept by shape fixing via a salt recrystallization strategy, which involves the addition of salt crystals with a high melting point (Ding et al., 2015). Hence, the salt sealing strategy was utilized to fabricate graphene-like PC nanosheets (GPCN) derived from *salvia splendens*' flower petals. The obtained PC consisted of 10.26% O and 2.3% N through elemental analysis, and it owns high SSA (~1,051 m<sup>2</sup>/g). Thanks to these characteristics, the GPCN-based carbon materials exhibited ~220 F/g at 20 A/g, and showed a high-rate capability (86.3% capacity retention from 1 to 100 A/g in 6 M KOH solution) (Liu et al., 2018b). In addition, PC derived from paulownia flower by pyrolysis carbonization and chemical activation also showed high SSA, suitable size distribution, superb wettability and partial graphitization phase, which endowed the electrode with a C<sub>s</sub> of 297 F/g at 1 A/g in 1 M H<sub>2</sub>SO<sub>4</sub> solution, and the corresponding electrode material exhibited high-energy densities of ~22 Wh/kg as the power output is 3,781 W/kg (Chang et al., 2015). Moreover, other kinds of flower-derived carbon have been prepared by carbonization and activation process, such as camellia and pine cone flower



**FIGURE 8** | Optical image (a) and SEM micrograph of ginkgo biloba (a1–a3); (b–b3) SEM and TEM images of carbonized ginkgo biloba; (c1–c2) electrochemical performance of PC. Reprinted with permission from Hao et al. (2016). Copyright 2016 Royal Society of Chemistry.

(Nagaraju et al., 2016; Ma et al., 2017), *Borassus flabellifer* flower (Sivachidambaram et al., 2017), *Osmanthus*'s flower (Zou et al., 2018), cornstalk (Wang et al., 2018b), rice husk (Dong et al., 2018), grape seeds (Guardia et al., 2019), rice straw (Liu et al.,

2018d), walnut shell (Wang et al., 2019), wood sawdust (Sevilla et al., 2019) all of these PC electrode materials delivered a relative high  $C_s$  and good rate capacity owing to their fine microstructure and abundant N, O elements.

What's more, leaves with a delicate hierarchical structure, which promote the diffusion of electrolytes in living organisms, are also a good choice for transferring it into HPC materials. Li proposed a facile strategy to fabricate a free-standing bio-carbon supercapacitor derived from sisal leaves by being carbonized at 1,000°C for two times and by chemical activation afterwards, was removed and freeze-dried; the developed free-standing electrode exhibited a high  $C_s$  of 204 F/g at 1 A/g and good rate capacity; at the same time, it also delivered a relative steady capacity in an organic electrolyte (Wang et al., 2016c). It is worth noting that the combination of the physical and chemical activation method might bring about unexpected results. Li (Li et al., 2015d) proposed a novel strategy to treat the fallen leaves by the activations of mixed KOH and  $\text{KHCO}_3$ . The combination of KOH and  $\text{KHCO}_3$  led to the enlargement of pore size, which benefited the diffusion of ions and is helpful to enhance the specific capacity and rate performance of carbon materials, the electrochemical characterizations' results revealed that this novel strategy endows the PC with a capacity of 242 F/g at 0.3 A/g in 6 M KOH solution, and it also showed a relative good cyclic performance. Although the activation process is a common method to fabricate biomass-derived PC materials, while the physical or chemical activates, reaction always accompanied with the collapse of the fine microstructure of the biomass, and further affecting the ion/electron diffusion during energy storage. Hence, a possible way should be developed to replace the activation process while endows the PC with high SSA and abundant pore structure. Huang (Huang et al., 2017) proposed a facile technique, which involves indiculus leaves and polytetrafluoroethylene as carbon precursor and silica-*in-situ*-remover, respectively, the obtained PC owns a SSA of  $\sim 1,800 \text{ m}^2/\text{g}$ , and exhibited high capacitance (326 F/g in 1 V supercapacitor), high-energy density (23.7 Wh/kg at power density of 224.5 W/kg). Furthermore, hydrothermal treatment is a benefit to introducing rich oxygen-group into the framework of carbon, and dual-doped by N, S can promote the electron conduction and increase the active sites of PC materials. Hao and colleagues reported that HPC derived from ginkgo leaves by hydrothermal treatment in  $\text{H}_2\text{SO}_4$  and then activated by KOH at elevated temperature in inert atmosphere, the final products contained small amount of N and S according to the EDS analysis; and the PC maintained a high  $C_s$  of 364 F/g at 0.5 A/g and excellent cycling capability (98% capacity retention after 30,000 cycles) (Hao et al., 2016). In addition the leaves aforementioned, other leaves, such as tea (Inal et al., 2015; Ma et al., 2017), euonymus japonicas (Zhu et al., 2015), corn (Yang et al., 2017), cabbage (Wang et al., 2016c), have been used as carbon precursors for synthesizing PC materials for supercapacitor electrodes.

## CONCLUSION AND PROSPECTIVE

In the new era of energy storage, compared with traditional activated carbon materials, biomass-derived HPC has achieved superior performance because of their natural fine structure and rich race elements in the organic tissue. However, it is worth noting that their rate capability performance is not satisfied

especially at a high charge/discharge electric current condition. That should be contributed to the high concentration of oxygen groups in carbon framework, which is helpful for enhancing the hydrophilic of carbon materials, and further facilitating the infiltration of electrolyte, while these oxygen groups hamper the electric conductivity of PC. Hence, it is urgent to develop an efficient strategy to balance the wettability and electric conductivity of the carbon matrix, and that calls for the joint from theoretical and experimental researches.

Till now, the chemical activation process through KOH, NaOH etc. is a common tool for preparing porous carbon with a rich porous structure, especially for micropores. It should be noteworthy that a large amount of volatile-gases will be formed because of the reaction between KOH and carbon matrix at elevated temperature, these volatile gases, including metal K, CO,  $\text{CO}_2$ ,  $\text{H}_2$ , and  $\text{H}_2\text{O}$ , not only lead to the formation of abundant micropores, they also threaten the safety of the instrument because of the strong corrosiveness of metal K. Therefore, other activation strategies should be developed to meet the demand of industrialization.

Ion diffusion is a key issue in supercapacitor systems. Although molecular simulation provides different viewpoints for us to design electrode materials with high efficiency; recently, it mainly focuses on the ion-diffusion within ultra-small pores, and it is still a big challenge for us to investigate the diffusion process of ions in hierarchical pore structure, which is extremely important to enhance the electrochemical performance of PC. Moreover, from the perspective of the environment, security and cost, aqueous electrolyte, but not ionic liquids, should be a better choice for the wide application of supercapacitors in energy storage. However, most of the previous studies have been focused on simulating ion behavior in ionic liquids, which is quite different from the aqueous electrolytes, including ion size, solvation shell and diffusion coefficient. Hence, it is necessary to carry out related studies, and investigate the ion diffusion behavior in aqueous electrolytes, then push the development of supercapacitor.

The impact of carbon doping is still unclear, although doped PC materials provide great opportunities to meet the energy density gap between supercapacitor and battery. As we know, introducing nitrogen into the framework of carbon is always accompanied with the enhancement of electrical conductivity and increasing of electrochemically-active sites compared with commercial carbon, which further results in huge improvement of  $C_s$  because of an additional faradaic contribution, while the enhancement is quite limited in an aqueous electrolyte. Meanwhile, although the promising prospect of aqueous electrolyte, till now, ionic liquids offer better capacitive performance, while it still needs to investigate numerous cations, anions and solvent molecules to achieve more excellent performance to meet the requirement of the industry. Therefore, high-throughput techniques, already applied in battery materials and electrolytes, is a powerful tool for the exploitation of promising systems among thousands of candidates for supercapacitors, and the systems-screening process is closely related to the results of *in-situ* experiments and simulation in molecular level.

Unveiling the ion adsorption and charge storage in PC materials for supercapacitor is essential for its applications; in the meantime, it also promotes the development of other energy storage system, for example, redox flow batteries, biofuel cells, flow capacitors. Hence, it is of central importance to combine the experimental and theoretical tools gained from supercapacitors to promote the development of other current/future technologies.

At last, it is noteworthy that previously reported electrode materials with high gravimetric/areal/volumetric capacitance is meaningless if we ignore the corresponding mass loading/working area/ total volume of the electrode. Hence, effective metrics are required to evaluate the performance of numerous materials for supercapacitors, including biomass-derived PC. As for gravimetric capacitance, ultra-small mass loading means the storage of a limited amount of charges. So,

the mass loading of electrodes is a key parameter in comparing the capacitance variation, and it is still urgent to improve electrochemical performance of supercapacitor at high mass loading, but not the  $C_s$  of the electrode with small loading active materials.

## AUTHOR CONTRIBUTIONS

SY and JZ were responsible for literature searching and drafting. All authors contributed equally to the final writing of the paper.

## FUNDING

This research was supported by National Nature Science Foundation of China (51702139) and Youth Science Foundation (20151BAB216007, GJJ150637, 20161BAB216122).

## REFERENCES

- Abioye, A. M., and Ani, F. N. (2015). Recent development in the production of activated carbon electrodes from agricultural waste biomass for supercapacitors: a review. *Renew. Sustain. Energy Rev.* 52, 1282–1293. doi: 10.1016/j.rser.2015.07.129
- An, K. H., Kim, W. S., Park, Y. S., Moon, J. M., Bae, D. J., Lim, S. C., et al. (2001). Electrochemical properties of high-power supercapacitors using single-walled carbon nanotube electrodes. *Adv. Funct. Mater.* 11, 387–392. doi: 10.1002/1616-3028(200110)11:5<387::AID-ADFM387>3.0.CO;2-G
- An, Y., Yang, Y., Hu, Z., Guo, B., Wang, X., Yang, X., et al. (2017). High-performance symmetric supercapacitors based on carbon nanosheets framework with graphene hydrogel architecture derived from cellulose acetate. *J. Power Sources* 337, 45–53. doi: 10.1016/j.jpowsour.2016.10.112
- Augustyn, V., Simon, P., and Dunn, B. (2014). Pseudocapacitive oxide materials for high-rate electrochemical energy storage. *Energy Environ. Sci.* 7, 1597–1614. doi: 10.1039/c3ee44164d
- Bakierska, M., Chojnacka, A., M, S., Natkanski, P., Gajewska, M., Rutkowska, M., et al. (2017). Multifunctional carbon aerogels derived by sol-gel process of natural polysaccharides of different botanical origin. *Materials*. 10:1336. doi: 10.3390/ma10111336
- Barzegar, F., Bello, A., Dangbegnon, J. K., Manyala, N., and Xia, X. (2017). Asymmetric supercapacitor based on activated expanded graphite and pinecone tree activated carbon with excellent stability. *Appl. Energy* 207, 417–426. doi: 10.1016/j.apenergy.2017.05.110
- Borchardt, L., Oschatz, M., and Kaskel, S. (2013). Tailoring porosity in carbon materials for supercapacitor applications. *Mater. Horizons* 1, 157–168. doi: 10.1039/C3MH00112A
- Cao, X., Shi, Y., Shi, W., Lu, G., Huang, X., Yan, Q., et al. (2011). Preparation of novel 3D graphene networks for supercapacitor applications. *Small* 7, 3163–3168. doi: 10.1002/sml.201100990
- Chan, K., Choi, Y. O., Lee, W. J., and Yang, K. S. (2004). Supercapacitor performances of activated carbon fiber webs prepared by electrospinning of PMDA-ODA poly(amic acid) solutions. *Electrochim. Acta* 50, 883–887. doi: 10.1016/j.electacta.2004.02.072
- Chang, B., Yin, H., Zhang, X., Zhang, S., and Yang, B. (2017). Chemical blowing strategy synthesis of nitrogen-rich porous graphitized carbon nanosheets: morphology, pore structure and supercapacitor application. *Chem. Eng. J.* 312, 191–203. doi: 10.1016/j.cej.2016.11.129
- Chang, H. K., Wee, J. H., Kim, Y. A., Yang, K. S., and Yang, C. M. (2016). Tailoring pore structure of carbon nanofiber for achieving ultrahigh-energy-density supercapacitors using ionic liquid as electrolyte. *J. Mater. Chem. A* 4, 4763–4770. doi: 10.1039/C5TA10500E
- Chang, J., Gao, Z., Wang, X., Wu, D., Xu, F., Wang, X., et al. (2015). Activated porous carbon prepared from paulownia flower for high performance supercapacitor electrodes. *Electrochim. Acta* 157, 290–298. doi: 10.1016/j.electacta.2014.12.169
- Chen, C., Zhang, Y., Li, Y., Dai, J., Song, J., Yao, Y., et al. (2017a). All-wood, low tortuosity, aqueous, biodegradable supercapacitors with ultra-high capacitance. *Energy Environ. Sci.* 10, 538–545. doi: 10.1039/C6EE03716J
- Chen, H., Liu, D., Shen, Z., Bao, B., Zhao, S., and Wu, L. (2015). Functional biomass carbons with hierarchical porous structure for supercapacitor electrode materials. *Electrochim. Acta* 180, 241–251. doi: 10.1016/j.electacta.2015.08.133
- Chen, L., Ji, T., Mu, L., and Zhu, J. (2016). Cotton fabric derived hierarchically porous carbon and nitrogen doping for sustainable capacitor electrode. *Carbon* 111, 839–848. doi: 10.1016/j.carbon.2016.10.054
- Chen, L. F., Huang, Z. H., Liang, H. W., Yao, W. T., Yu, Z. Y., and Yu, S. H. (2013). Flexible all-solid-state high-power supercapacitor fabricated with nitrogen-doped carbon nanofiber electrode material derived from bacterial cellulose. *Energy Environ. Sci.* 6, 3331–3338. doi: 10.1039/c3ee42366b
- Chen, L. F., Lu, Y., Yu, L., and Lou, X. W. (2017b). Designed formation of hollow particle-based nitrogen-doped carbon nanofibers for high-performance supercapacitors. *Energy Environ. Sci.* 10, 1777–1783. doi: 10.1039/C7EE00488E
- Chen, X., Zhang, J., and Zhang, B. (2017c). A novel hierarchical porous nitrogen-doped carbon derived from bamboo shoot for high performance supercapacitor. *Sci. Rep.* 7:7362. doi: 10.1038/s41598-017-06730-x
- Chen, Z., Peng, X., Zhang, X., Jing, S., Zhong, L., and Sun, R. (2017d). Facile synthesis of cellulose-based carbon with tunable N content for potential supercapacitor application. *Carbohydr. Polym.* 170, 107–116. doi: 10.1016/j.carbpol.2017.04.063
- Cheng, F., Liang, J., Tao, Z., and Chen, J. (2011). Functional materials for rechargeable batteries. *Adv. Mater.* 23, 1695–1715. doi: 10.1002/adma.201003587
- Chmiola, J., Yushin, G., Gogotsi, Y., Portet, C., Simon, P., and Taberna, P. L. (2006). Anomalous increase in carbon capacitance at pore sizes less than 1 nanometer. *Science* 313, 1760–1763. doi: 10.1126/science.1132195
- Chu, S., and Majumdar, A. (2012). Opportunities and challenges for a sustainable energy future. *Nature* 488:294. doi: 10.1038/nature11475
- Davis, T. A., Volesky, B., and Mucci, A. (2003). A review of the biochemistry of heavy metal biosorption by brown algae. *Water Res.* 37, 4311–4330. doi: 10.1016/S0043-1354(03)00293-8
- Deng, J., Xiong, T., Xu, F., Li, M., Han, C., Gong, Y., et al. (2015). Inspired by bread leavening: one-pot synthesis of hierarchically porous carbon for supercapacitors. *Green Chem.* 17, 4053–4060. doi: 10.1039/C5GC00523J
- Ding, W., Li, L., Xiong, K., Wang, Y., Li, W., Nie, Y., et al. (2015). Shape fixing via salt recrystallization: a morphology-controlled approach to convert nanostructured polymer to carbon nanomaterial as a highly active catalyst for oxygen reduction reaction. *J. Am. Chem. Soc.* 137:5414. doi: 10.1021/jacs.5b00292
- Dong, S. A., He, X. J., Zhang, H. F., Xie, X. Y., Yu, M. X., Yu, C., et al. (2018). Surface modification of biomass-derived hard carbon by grafting porous

- carbon nanosheets for high-performance supercapacitors. *J. Mater. Chem. A* 33, 15954–15960. doi: 10.1039/C8TA04080J
- Down, M. P., Rowleyneale, S. J., Smith, G. C., and Banks, C. E. (2018). Fabrication of graphene oxide supercapacitor devices. *ACS Appl. Energy Mater.* 1, 707–714. doi: 10.1021/acsaem.7b00164
- Du, G., Bian, Q., Zhang, J., and Yang, X. (2017). Facile fabrication of hierarchical porous carbon for a high-performance electrochemical capacitor. *RSC Adv.* 7, 46329–46335. doi: 10.1039/C7RA08402A
- Dubal, D. P., Ayyad, O., Ruiz, V., and Gómezromero, P. (2015). Hybrid energy storage: the merging of battery and supercapacitor chemistries. *Cheminform* 44, 1777–1790. doi: 10.1039/c4cs00266k
- Dubal, D. P., Chodankar, N. R., Caban-Huertas, Z., Wolfart, F., Vidotti, M., Holze, R., et al. (2016). Synthetic approach from polypyrrole nanotubes to nitrogen doped pyrolyzed carbon nanotubes for asymmetric supercapacitors. *J. Power Sources* 308, 158–165. doi: 10.1016/j.jpowsour.2016.01.074
- Dubinin, M. M. (1960). The potential theory of adsorption of gases and vapors for adsorbents with energetically nonuniform surfaces. *Chem. Rev.* 60, 235–241. doi: 10.1021/cr60204a006
- Dunn, B., Kamath, H., and Tarascon, J. M. (2011). Electrical energy storage for the grid: a battery of choices. *Science* 334, 928–935. doi: 10.1126/science.1212741
- Enterria, M., Martín-Jimeno, F. J., Suárez-García, F., Paredes, J. I., Pereira, M. F. R., Martins, J. I., et al. (2016). Effect of nanostructure on the supercapacitor performance of activated carbon xerogels obtained from hydrothermally carbonized glucose-graphene oxide hybrids. *Carbon* 105, 474–483. doi: 10.1016/j.carbon.2016.04.071
- Fan, X., Yu, C., Yang, J., Ling, Z., Hu, C., Zhang, M., et al. (2015). A layered-nanospace-confinement strategy for the synthesis of two-dimensional porous carbon nanosheets for high-rate performance supercapacitors. *Adv. Energy Mater.* 5:1401761. doi: 10.1002/aenm.201401761
- Futaba, D. N., Hata, K., Yamada, T., Hiraoka, T., Hayamizu, Y., Kakudate, Y., et al. (2006). Shape-engineerable and highly densely packed single-walled carbon nanotubes and their application as super-capacitor electrodes. *Nat. Mater.* 5, 987–994. doi: 10.1038/nmat1782
- Geng, Z., Wang, H., Wang, R., Zhang, P., Lang, J., and Wang, C. (2016). Facile synthesis of hierarchical porous carbon for supercapacitor with enhanced electrochemical performance. *Mater. Lett.* 182, 1–5. doi: 10.1016/j.matlet.2016.06.046
- Gogotsi, Y. (2015). Materials for electrochemical capacitors. *Nat Mater.* 7, 845–854. doi: 10.1038/nmat2297
- Guardia, L., Suarez, L., Querejeta, N., Vretenar, V., Kotrusz, P., Skakalova, V., et al. (2019). Biomass waste-carbon/reduced graphene oxide composite electrodes for enhanced supercapacitors. *Electrochimica Acta* 298, 910–917. doi: 10.1016/j.electacta.2018.12.160
- Guo, J., Guo, H., Zhang, L., Yang, B., and Cui, J. (2018). Hierarchically porous carbon as a high-rate and long-life electrode material for high-performance supercapacitors. *Chemelectrochem* 5, 770–777. doi: 10.1002/celec.201701286
- Hao, E., Liu, W., Liu, S., Zhang, Y., Wang, H., Chen, S., et al. (2016). Rich sulfur doped porous carbon materials derived from ginkgo leaves for multiple electrochemical energy storage devices. *J. Mater. Chem. A* 5, 2204–2214. doi: 10.1039/C6TA08169jt
- Hao, E., Liu, W., Liu, S., Zhang, Y., Wang, H., Chen, S., et al. (2017). Rich sulfur doped porous carbon materials derived from ginkgo leaves for multiple electrochemical energy storage devices. *J. Mater. Chem. A* 5, 2204–2214. doi: 10.1039/C6TA08169j
- Hong, W., Wang, L., Liu, K., Han, X., Zhou, Y., Gao, P., et al. (2018). Asymmetric supercapacitor constructed by self-assembled camellia-like BiOCl and activated carbon microspheres derived from sweet potato starch. *J. Alloys Comp.* 746, 292–300. doi: 10.1016/j.jallcom.2018.02.231
- Hou, J., Cao, C., Idrees, F., and Ma, X. (2015). Hierarchical porous nitrogen-doped carbon nanosheets derived from silk for ultrahigh-capacity battery anodes and supercapacitors. *ACS Nano* 9:2556. doi: 10.1021/nn506394r
- Hu, P., Meng, D., Ren, G., Yan, R., and Peng, X. (2016). Nitrogen-doped mesoporous carbon thin film for binder-free supercapacitor. *Appl. Mater. Today* 5, 1–8. doi: 10.1016/j.apmt.2016.08.001
- Hu, S., Zhang, S., Pan, N., and Hsieh, Y. L. (2014). High energy density supercapacitors from lignin derived submicron activated carbon fibers in aqueous electrolytes. *J. Power Sources* 270, 106–112. doi: 10.1016/j.jpowsour.2014.07.063
- Huang, J., Chen, L., Dong, H., Zeng, Y., Hu, H., Zheng, M., et al. (2017). Hierarchical porous carbon with network morphology derived from natural leaf for superior aqueous symmetrical supercapacitors. *Electrochim. Acta* 258, 504–511. doi: 10.1016/j.electacta.2017.11.092
- Inal, I. I. G., Holmes, S. M., Banford, A., and Aktas, Z. (2015). The performance of supercapacitor electrodes developed from chemically activated carbon produced from waste tea. *Appl. Surf. Sci.* 357, 696–703. doi: 10.1016/j.apsusc.2015.09.067
- Jänes, A., Kurig, H., and Lust, E. (2007). Characterisation of activated nanoporous carbon for supercapacitor electrode materials. *Carbon* 45, 1226–1233. doi: 10.1016/j.carbon.2007.01.024
- Kai, D., Tan, M. J., Pei, L. C., Yun, K. C., Yong, L. Y., and Xian, J. L. (2016). Towards lignin-based functional materials in a sustainable world. *Green Chem.* 18, 1175–1200. doi: 10.1039/C5GC02616D
- Kamat, P. V. (2015). Meeting the clean energy demand: nanostructure architectures for solar energy conversion. *J. Phys. Chem. C* 111, 2834–2860. doi: 10.1021/jp066952u
- Kazmerski, L. (2016). Renewable and sustainable energy reviews. *Renew. Sustain. Energy Rev.* 38, 834–847.
- Kim, H., Seo, M., Park, M. H., and Cho, J. (2010). A critical size of silicon nanodes for lithium rechargeable batteries. *Angewandte Chemie Int. Edition* 122, 2192–2195. doi: 10.1002/ange.200906287
- Kondrat, S., Presser, V., Gogotsi, Y., and Kornyshev, A. A. (2012). Effect of pore size and its dispersity on the energy storage in nanoporous supercapacitors. *Energy Environ. Sci.* 5, 6474–6479. doi: 10.1039/c2ee03092f
- Kumar, K. T., Sundari, G. S., Kumar, E. S., Ashwini, A., Ramya, M., Varsha, P., et al. (2018). Synthesis of nanoporous carbon with new activating agent for high-performance supercapacitor. *Mater. Lett.* 218, 181–184. doi: 10.1016/j.matlet.2018.02.017
- Lee, J., Yoon, S., Oh, S. M., Shin, C. H., and Hyeon, T. (2000). Development of a new mesoporous carbon using an HMS aluminosilicate template. *Adv. Mater.* 12, 359–362. doi: 10.1002/(SICI)1521-4095(200003)12:5<359::AID-ADMA359>3.0.CO;2-1
- Lei, H., Chen, D., and Huo, J. (2016). Blowing and in-situ activation of carbonaceous “lather” from starch: preparation and potential application. *Mater. Des.* 92, 362–370. doi: 10.1016/j.matdes.2015.12.063
- Li, B., Dai, F., Xiao, Q., Yang, L., Shen, J., Zhang, C., et al. (2015a). Nitrogen-doped activated carbon for high energy hybrid supercapacitor. *Energy Environ. Sci.* 9, 102–106. doi: 10.1039/C5EE03149D
- Li, H., Yuan, D., Tang, C., Wang, S., Sun, J., Li, Z., et al. (2016a). Lignin-derived interconnected hierarchical porous carbon monolith with large area/volumetric capacitances for supercapacitor. *Carbon* 100, 151–157. doi: 10.1016/j.carbon.2015.12.075
- Li, J., Liu, K., Gao, X., Yao, B., Huo, K., Cheng, Y., et al. (2015b). Oxygen and nitrogen enriched 3D porous carbon for supercapacitors of high volumetric capacity. *ACS Appl. Mater. Interfaces* 7, 24622–24628. doi: 10.1021/acsaami.5b06698
- Li, J., Liu, W., Xiao, D., and Wang, X. (2017a). Oxygen-rich hierarchical porous carbon made from pomelo peel fiber as electrode material for supercapacitor. *Appl. Surf. Sci.* 416, 918–924. doi: 10.1016/j.apsusc.2017.04.162
- Li, J., Xie, H., and Li, Y. (2013). Fabrication of graphene oxide/polypyrrole nanowire composite for high performance supercapacitor electrodes. *J. Power Sources* 241, 388–395. doi: 10.1016/j.jpowsour.2013.04.144
- Li, W., and Yang, Y. J. (2014). The reduction of graphene oxide by elemental copper and its application in the fabrication of graphene supercapacitor. *J. Solid State Electrochem.* 18, 1621–1626. doi: 10.1007/s10008-014-2391-5
- Li, Y., Liu, Q., Kang, D., Gu, J., Zhang, W., and Zhang, D. (2015c). Freeze-drying assisted synthesis of hierarchical porous carbons for high-performance supercapacitors. *J. Mater. Chem. A* 3, 21016–21022. doi: 10.1039/C5TA04233J
- Li, Y., Roy, S., Ben, T., Xu, S., and Qiu, S. (2014). Micropore engineering of carbonized porous aromatic framework (PAF-1) for supercapacitors application. *Phys. Chem. Chem. Phys.* 16, 12909–12917. doi: 10.1039/c4cp00550c
- Li, Y., Wang, G., Wei, T., Fan, Z., and Yan, P. (2016b). Nitrogen and sulfur co-doped porous carbon nanosheets derived from willow catkin for supercapacitors. *Nano Energy* 19, 165–175. doi: 10.1016/j.nanoen.2015.10.038

- Li, Y. T., Pi, Y. T., Lu, L. M., Xu, S. H., and Ren, T. Z. (2015d). Hierarchical porous active carbon from fallen leaves by synergy of K<sub>2</sub>CO<sub>3</sub> and their supercapacitor performance. *J. Power Sources* 299, 519–528. doi: 10.1016/j.jpowsour.2015.09.039
- Li, Z., Ahadi, K., Jiang, K., Ahvazi, B., Li, P., Anyia, A. O., et al. (2017b). Freestanding hierarchical porous carbon film derived from hybrid nanocellulose for high-power supercapacitors. *Nano Res.* 10, 1847–1860. doi: 10.1007/s12274-017-1573-8
- Lin, T., Chen, I. W., Liu, F., Yang, C., Bi, H., Xu, F., et al. (2015). Nitrogen-doped mesoporous carbon of extraordinary capacitance for electrochemical energy storage. *Science* 350, 1508–1513. doi: 10.1126/science.aab3798
- Liu, B., Yang, M., Chen, H., Liu, Y., Yang, D., and Li, H. (2018b). Graphene-like porous carbon nanosheets derived from *salvia splendens* for high-rate performance supercapacitors. *J. Power Sources* 397, 1–10. doi: 10.1016/j.jpowsour.2018.06.100
- Liu, C., Yan, X., Hu, F., Gao, G., Wu, G., and Yang, X. (2018c). Toward superior capacitive energy storage: recent advances in pore engineering for dense electrodes. *Adv. Mater.* 30:1705713. doi: 10.1002/adma.201705713
- Liu, C., Yu, Z., Neff, D., Zhamu, A., and Jang, B. Z. (2010). Graphene-based supercapacitor with an ultrahigh energy density. *Nano Lett.* 10, 4863–4868. doi: 10.1021/nl102661q
- Liu, J., Wang, J., Xu, C., Jiang, H., Li, C., Zhang, L. L., et al. (2018a). Advanced energy storage devices: basic principles, analytical methods, and rational materials design. *Adv. Sci.* 5:1700322. doi: 10.1002/advs.201700322
- Liu, M. C., Kong, L. B., Zhang, P., Luo, Y. C., and Kang, L. (2012). Porous wood carbon monolith for high-performance supercapacitors. *Electrochim. Acta* 60, 443–448. doi: 10.1016/j.electacta.2011.11.100
- Liu, S. B., Yang, Z., Zhang, B. H., Xia, H., Zhou, J. F., Xie, W. K., et al. (2018d). Nano-micro carbon spheres anchored on porous carbon derived from dual-biomass as high rate performance supercapacitor electrodes. *J. Power Sources* 381, 116–126. doi: 10.1016/j.jpowsour.2018.02.014
- Lota, G., Krawczyk, P., Lota, K., Sierczynska, A., Kolanowski, L., Baraniak, M., et al. (2016). The application of activated carbon modified by ozone treatment for energy storage. *J. Solid State Electrochem.* 20:2857. doi: 10.1007/s10008-016-3293-5
- Lv, Y., Gan, L., Liu, M., Xiong, W., Xu, Z., Zhu, D., et al. (2012). A self-template synthesis of hierarchical porous carbon foams based on banana peel for supercapacitor electrodes. *J. Power Sources* 209, 152–157. doi: 10.1016/j.jpowsour.2012.02.089
- Lv, Y., Zhang, F., Dou, Y., Zhai, Y., Wang, J., Liu, H., et al. (2011). A comprehensive study on KOH activation of ordered mesoporous carbons and their supercapacitor application. *J. Mater. Chem.* 22, 93–99. doi: 10.1039/C1JM12742J
- Ma, C., Li, Z., Li, J., Fan, Q., Wu, L., Shi, J., et al. (2018). Lignin-based hierarchical porous carbon nanofiber films with superior performance in supercapacitors. *Appl. Surf. Sci.* 456, 568–576. doi: 10.1016/j.apsusc.2018.06.189
- Ma, G., Li, J., Sun, K., Peng, H., Feng, E., and Lei, Z. (2017). Tea-leaves based nitrogen-doped porous carbons for high-performance supercapacitors electrode. *J. Solid State Electrochem.* 21, 1–11. doi: 10.1007/s10008-016-3389-y
- Ma, X., Kolla, P., Zhao, Y., Smirnova, A. L., and Hao, F. (2016). Electrospun lignin-derived carbon nanofiber mats surface-decorated with MnO<sub>2</sub> nanowhiskers as binder-free supercapacitor electrodes with high performance. *J. Power Sources* 325, 541–548. doi: 10.1016/j.jpowsour.2016.06.073
- McCloskey, B. D. (2015). Expanding the ragone plot: pushing the limits of energy storage. *J. Phys. Chem. Lett.* 6:3592. doi: 10.1021/acs.jpcl.5b01813
- Miller, J. R., and Simon, P. (2008). Materials science. electrochemical capacitors for energy management. *Science* 321, 651–652. doi: 10.1126/science.1158736
- Mo, R.-J., Zhao, Y., Zhao, M.-M., Wu, M., Wang, C., Li, J.-P., et al. (2018). Graphene-like porous carbon from sheet cellulose as electrodes for supercapacitors. *Chem. Eng. J.* 346, 104–112. doi: 10.1016/j.cej.2018.04.010
- Momodou, D., Madito, M., Barzegar, F., Bello, A., Khaleed, A., Olaniyan, O., et al. (2017). Activated carbon derived from tree bark biomass with promising material properties for supercapacitors. *J. Solid State Electrochem.* 21, 859–872. doi: 10.1007/s10008-016-3432-z
- Morenocastilla, C., Garcíarosero, H., and Carrascomarín, F. (2017). Symmetric supercapacitor electrodes from KOH activation of pristine, carbonized, and hydrothermally treated melia azedarach stones. *Materials*. 10:747. doi: 10.3390/ma10070747
- Nagaraju, G., Lim, J. H., Cha, S. M., and Yu, J. S. (2016). Three-dimensional activated porous carbon with meso/macropore structures derived from fallen pine cone flowers: A low-cost counter electrode material in dye-sensitized solar cells. *J. Alloys Comp.* 693, 1297–1304. doi: 10.1016/j.jallcom.2016.10.015
- Pang, L., Zou, B., Han, X., Cao, L., Wang, W., and Guo, Y. (2016a). One-step synthesis of high-performance porous carbon from corn starch for supercapacitor. *Mater. Lett.* 184, 88–91. doi: 10.1016/j.matlet.2016.07.147
- Pang, L., Zou, B., Zou, Y., Han, X., Cao, L., Wang, W., et al. (2016b). A new route for the fabrication of corn starch-based porous carbon as electrochemical supercapacitor electrode material. *Colloids Surfaces A Physicochem. Eng. Aspects* 504, 26–33. doi: 10.1016/j.colsurfa.2016.05.049
- Peng, H. J., Huang, J. Q., Cheng, X. B., and Zhang, Q. (2017). Review on high-loading and high-energy lithium–sulfur batteries. *Adv. Energy Mater.* 7:1700260. doi: 10.1002/aenm.201700260
- Pushparaj, V. L., Shaijumon, M. M., Kumar, A., Murugesan, S., Ci, L., Vajtai, R., et al. (2007). Flexible energy storage devices based on nanocomposite paper. *Proc. Natl. Acad. Sci. USA*. 104, 13574–13577. doi: 10.1073/pnas.0706508104
- Qiang, R., Hu, Z., Yang, Y., Li, Z., An, N., Ren, X., et al. (2015). Monodisperse carbon microspheres derived from potato starch for asymmetric supercapacitors. *Electrochim. Acta* 167, 303–310. doi: 10.1016/j.electacta.2015.03.190
- Qu, W.-H., Xu, Y.-Y., Lu, A.-H., Zhang, X.-Q., and Li, W.-C. (2015). Converting biowaste corncob residue into high value added porous carbon for supercapacitor electrodes. *Bioresour. Technol.* 189, 285–291. doi: 10.1016/j.biortech.2015.04.005
- Ruiz-Rosas, R., Valero-Romero, M. J., Salinas-Torres, D., Rodríguez-Mirasol, J., Cordero, T., Morallón, E., et al. (2014). Electrochemical performance of hierarchical porous carbon materials obtained from the infiltration of lignin into zeolite templates. *ChemSusChem* 7, 1458–1467. doi: 10.1002/cssc.201301408
- Salunkhe, R. R., Lin, J., Malgras, V., Dou, S. X., Kim, J. H., and Yamauchi, Y. (2015). Large-scale synthesis of coaxial carbon nanotube/Ni(OH)<sub>2</sub> composites for asymmetric supercapacitor application. *Nano Energy* 11, 211–218. doi: 10.1016/j.nanoen.2014.09.030
- Sevilla, M., Diez, N., Ferrero, G. A., and Fuertes, A. B. (2019). Sustainable supercapacitor electrodes produced by the activation of biomass with sodium thiosulfate. *Energy Storage Mater.* 18, 356–365. doi: 10.1016/j.ensm.2019.01.023
- Sevilla, M., and Fuertes, A. B. (2016). A green approach to high-performance supercapacitor electrodes: the chemical activation of hydrochar with potassium bicarbonate. *ChemSusChem* 9, 1880–1888. doi: 10.1002/cssc.201600426
- Sing, K. S. W. (1985). Reporting physisorption data for gas/solid systems—with special reference to the determination of surface area and porosity. *Pure Appl. Chem.* 57, 603–619. doi: 10.1351/pac198557040603
- Sivachidambaram, M., Vijaya, J. J., Kennedy, L. J., Jothiramingam, R., Allohedan, H. S. A., Munusamy, M. A., et al. (2017). Preparation and characterization of activated carbon derived from the borassus flabellifer flower as an electrode material for supercapacitor applications. *N. J. Chem.* 41, 3939–3949. doi: 10.1039/C6NJ03867K
- Suhas, Carrott, P. J. M., and Carrott, M. M. L. R. (2007). Lignin – from natural adsorbent to activated carbon: a review. *Bioresour. Technol.* 98:2301. doi: 10.1016/j.biortech.2006.08.008
- Sun, X., Cheng, P., Wang, H., Xu, H., Dang, L., Liu, Z., et al. (2015). Activation of graphene aerogel with phosphoric acid for enhanced electrocapacitive performance. *Carbon*. 92, 1–10. doi: 10.1016/j.carbon.2015.02.052
- Sun, Z., Zheng, M., Hu, H., Dong, H., Liang, Y., Xiao, Y., et al. (2018). From biomass wastes to vertically aligned graphene nanosheet arrays: a catalyst-free synthetic strategy towards high-quality graphene for electrochemical energy storage. *Chem. Eng. J.* 336, 550–561. doi: 10.1016/j.cej.2017.12.019
- Tang, Z., Pei, Z., Wang, Z., Li, H., Zeng, J., Ruan, Z., et al. (2018). Highly anisotropic, multichannel wood carbon with optimized heteroatom doping for supercapacitor and oxygen reduction reaction. *Carbon*. 130, 532–543. doi: 10.1016/j.carbon.2018.01.055
- Thubsuang, U., Laebang, S., Manmuanpom, N., Wongkasemjit, S., and Chaisuwan, T. (2017). Tuning pore characteristics of porous carbon monoliths prepared from rubber wood waste treated with H<sub>3</sub>PO<sub>4</sub> or NaOH and their

- potential as supercapacitor electrode materials. *J. Mater. Sci.* 52, 6837–6855. doi: 10.1007/s10853-017-0922-z
- Vix-Guterl, C., Frackowiak, E., Jurewicz, K., Friebe, M., Parmentier, J., and Béguin, F. (2005). Electrochemical energy storage in ordered porous carbon materials. *Carbon* 43, 1293–1302. doi: 10.1016/j.carbon.2004.12.028
- Wang, B., Li, D., Tang, M., Ma, H., Gui, Y., Tian, X., et al. (2018a). Alginate-based hierarchical porous carbon aerogel for high-performance supercapacitors. *J. Alloys Compd.* 749, 517–522. doi: 10.1016/j.jallcom.2018.03.223
- Wang, C. J., Wu, D. P., Wang, H. J., Gao, Z. Y., Xu, F., and Jiang, K. (2018b). A green and scalable route to yield porous carbon sheets from biomass for supercapacitors with high capacity. *J. Mater. Chem. A* 6, 1244–1254. doi: 10.1039/C7TA07579K
- Wang, D. W., Li, F., Liu, M., Lu, G. Q., and Cheng, H. M. (2008). 3D aperiodic hierarchical porous graphitic carbon material for high-rate electrochemical capacitive energy storage. *Angewandte Chemie* 120, 379–382. doi: 10.1002/ange.200702721
- Wang, G., Wang, H., Lu, X., Ling, Y., Yu, M., Zhai, T., et al. (2014). Solid-state supercapacitor based on activated carbon cloths exhibits excellent rate capability. *Adv. Mater.* 26, 2676–2682. doi: 10.1002/adma.201304756
- Wang, J., and Kaskel, S. (2012). KOH activation of carbon-based materials for energy storage. *J. Mater. Chem.* 22, 23710–23725. doi: 10.1039/c2jm34066f
- Wang, K., Cao, Y., Wang, X., Castro, M. A., Luo, B., Gu, Z., et al. (2016a). Rod-shape porous carbon derived from aniline modified lignin for symmetric supercapacitors. *J. Power Sources* 307, 462–467. doi: 10.1016/j.jpowsour.2016.01.008
- Wang, K., Xu, M., Gu, Y., Gu, Z., and Fan, Q. H. (2016b). Symmetric supercapacitors using urea-modified lignin derived N-doped porous carbon as electrode materials in liquid and solid electrolytes. *J. Power Sources* 332, 180–186. doi: 10.1016/j.jpowsour.2016.09.115
- Wang, P., Wang, Q., Zhang, G., Jiao, H., Deng, X., and Liu, L. (2016c). Promising activated carbons derived from cabbage leaves and their application in high-performance supercapacitors electrodes. *J. Solid State Electrochem.* 20, 319–325. doi: 10.1007/s10008-015-3042-1
- Wang, X., Li, Y., Lou, F., Buan, M. E. M., Sheridan, E., and Chen, D. (2017). Enhancing capacitance of supercapacitor with both organic electrolyte and ionic liquid electrolyte on a biomass-derived carbon. *RSC Adv.* 7:23859–23865. doi: 10.1039/C7RA01630A
- Wang, Y., Shi, Z., Huang, Y., Ma, Y., Wang, C., Chen, M., et al. (2009). Supercapacitor devices based on graphene materials. *J. Phys. Chem. C* 113, 13103–13107. doi: 10.1021/jp902214f
- Wang, Y. F., Jiang, H. H., Ye, S. W., Zhou, J. M., Chen, J. H., Zeng, Q. Q., et al. (2019). N-doped porous carbon derived from walnut shells with enhanced electrochemical performance for supercapacitor. *Funct. Mater. Lett.* doi: 10.1142/S1793604719500425. [Epub ahead of print].
- Wei, T., Wei, X., Gao, Y., and Li, H. (2015). Large scale production of biomass-derived nitrogen-doped porous carbon materials for supercapacitors. *Electrochim. Acta* 169, 186–194. doi: 10.1016/j.electacta.2015.04.082
- Wei, X., Jiang, X., Wei, J., and Gao, S. (2016). Functional groups and pore size distribution do matter to hierarchically porous carbons as high-rate-performance supercapacitors. *Chem. Mater.* 28, 445–458. doi: 10.1021/acs.chemmater.5b02336
- Wu, X., Shi, Z., Tjandra, R., Cousins, A., Sy, S., Yu, A., et al. (2015). Nitrogen-enriched porous carbon nanorods templated by cellulose nanocrystals as high performance supercapacitor electrode. *J. Mater. Chem. A* 3, 23768–23777. doi: 10.1039/C5TA07252B
- Xiao, K., Ding, L. X., Liu, G., Chen, H., Wang, S., and Wang, H. (2016). Freestanding, hydrophilic nitrogen-doped carbon foams for highly compressible all solid-state supercapacitors. *Adv. Mater.* 28, 5997–6002. doi: 10.1002/adma.201601125
- Xiong, S., Fan, J., Wang, Y., Zhu, J., Yu, J., and Hu, Z. (2017). A facile template approach to nitrogen-doped hierarchical porous carbon nanospheres from polydopamine for high-performance supercapacitors. *J. Mater. Chem. A* 5, 18242–18252. doi: 10.1039/C7TA05880B
- Xu, K. B., Yang, J. M., and Hu, J. Q. (2018). Synthesis of hollow NiCo<sub>2</sub>O<sub>4</sub> nanospheres with large specific surface area for asymmetric supercapacitors. *J. Colloid Interface Sci.* 511, 456–462. doi: 10.1016/j.jcis.2017.09.113
- Xu, W., Wang, J., Ding, F., Chen, X., Nasybulin, E., Zhang, Y., et al. (2014). Lithium metal anodes for rechargeable batteries. *Energy Environ. Sci.* 7, 513–537. doi: 10.1039/C3EE40795K
- Yang, X., Du, G., Zhang, L., and Liu, Y. (2016). Preparation of hierarchical porous carbon material derived from starch for high-performance electrochemical capacitor. *Mater. Lett.* 183, 52–55. doi: 10.1016/j.matlet.2016.07.069
- Yang, X., Li, C., and Chen, Y. (2017). Hierarchical porous carbon with ultrahigh surface area from corn leaf for high-performance supercapacitors application. *J. Phys. D Appl. Phys.* 50:055501. doi: 10.1088/1361-6463/50/5/055501
- Yang, X., Shi, K., Zhitomirsky, I., and Cranston, E. D. (2015). Cellulose nanocrystal aerogels as universal 3D lightweight substrates for supercapacitor materials. *Adv. Mater.* 27, 6104–6109. doi: 10.1002/adma.201502284
- Yao, Y., Zhang, Y., Li, L., Wang, S., Dou, S. X., and Liu, X. (2017). Fabrication of hierarchical porous carbon nanoflakes for high-performance supercapacitors. *ACS Appl. Mater. Interfaces* 9:34944. doi: 10.1021/acsami.7b10593
- Yi, J., Yan, Q., Wu, C. T., Zeng, Y., Wu, Y., Lu, X., et al. (2017). Lignocellulose-derived porous phosphorus-doped carbon as advanced electrode for supercapacitors. *J. Power Sources* 351, 130–137. doi: 10.1016/j.jpowsour.2017.03.036
- Yu, M., Li, J., and Wang, L. (2016). KOH-activated carbon aerogels derived from sodium carboxymethyl cellulose for high-performance supercapacitors and dye adsorption. *Chem. Eng. J.* 310, 300–306. doi: 10.1016/j.cej.2016.10.121
- Yu, S., Liu, D., Zhao, S., Bao, B., Jin, C., Huang, W., et al. (2015). Synthesis of wood derived nitrogen-doped porous carbon–polyaniline composites for supercapacitor electrode materials. *RSC Adv.* 5:30943–30949. doi: 10.1039/C5RA01949D
- Yuan, K., Hu, T., Xu, Y., Graf, R., Bruncklaus, G., Forster, M., et al. (2016). Engineering the morphology of carbon materials: 2D porous carbon nanosheets for high-performance supercapacitors. *Chemelectrochem* 3, 822–828. doi: 10.1002/celc.201500516
- Zhang, L., You, T., Tian, Z., Xia, Z., and Feng, X. (2016a). Interconnected hierarchical porous carbon from lignin-derived byproducts of bioethanol production for ultra-high performance supercapacitors. *ACS Appl. Mater. Interfaces* 8:13918. doi: 10.1021/acsami.6b02774
- Zhang, L. L., and Zhao, X. S. (2009). Carbon-based materials as supercapacitor electrodes. *Chem. Soc. Rev.* 38:2520. doi: 10.1039/b813846j
- Zhang, L. L., Zhou, R., and Zhao, X. S. (2010). Graphene-based materials as supercapacitor electrodes. *J. Mater. Chem.* 20, 5983–5992. doi: 10.1039/c000417k
- Zhang, W., Lin, H., Lin, Z., Yin, J., Lu, H., Liu, D., et al. (2015a). 3 D hierarchical porous carbon for supercapacitors prepared from lignin through a facile template-free method. *ChemSusChem* 8, 2114–2122. doi: 10.1002/cssc.201403486
- Zhang, W., Zhao, M., Liu, R., Wang, X., and Lin, H. (2015b). Hierarchical porous carbon derived from lignin for high performance supercapacitor. *Colloids Surfaces A Physicochem. Eng. Aspects* 484, 518–527. doi: 10.1016/j.colsurfa.2015.08.030
- Zhang, X., Jiao, Y., Sun, L., Wang, L., Wu, A., Yan, H., et al. (2015c). GO-induced assembly of gelatin toward stacked layer-like porous carbon for advanced supercapacitors. *Nanoscale* 8, 2418–2427. doi: 10.1039/C5NR07857A
- Zhang, Y., Jia, M., Yu, J., Fan, J., Wang, L., Zou, Y., et al. (2016b). A tunable hierarchical porous carbon from starch pretreated by calcium acetate for high performance supercapacitors. *J. Solid State Electrochem.* 20, 733–741. doi: 10.1007/s10008-015-3101-7
- Zhao, J., Lai, H., Lyu, Z., Jiang, Y., Xie, K., Wang, X., et al. (2015). Hydrophilic hierarchical nitrogen-doped carbon nanocages for ultrahigh supercapacitive performance. *Adv. Mater.* 27, 3541–3545. doi: 10.1002/adma.201500945
- Zhao, Y. Q., Lu, M., Tao, P. Y., Zhang, Y. J., Gong, X. T., Yang, Z., et al. (2016). Hierarchically porous and heteroatom doped carbon derived from tobacco rods for supercapacitors. *J. Power Sources* 307, 391–400. doi: 10.1016/j.jpowsour.2016.01.020
- Zheng, K., Fan, X., Mao, Y., Lin, J., Dai, W., Zhang, J., et al. (2016a). The well-designed hierarchical structure of musa basjoo for supercapacitors. *Sci. Rep.* 6:20306. doi: 10.1038/srep20306
- Zheng, L., Zhiyu, W., Mengdi, Z., Chang, Y., Gang, W., Yanfeng, D., et al. (2016b). Sustainable synthesis and assembly of biomass-derived b/n co-doped carbon nanosheets with ultrahigh aspect ratio for high-performance supercapacitors. *Adv. Funct. Mater.* 26, 111–119. doi: 10.1002/adfm.201504004



- Zhong, Y., Shi, T., Huang, Y., Cheng, S., Liao, G., and Tang, Z. (2018). One-step synthesis of porous carbon derived from starch for all-carbon binder-free high-rate supercapacitor. *Electrochim. Acta* 269, 676–685. doi: 10.1016/j.electacta.2018.03.012
- Zhu, D., Wang, Y., Lu, W., Zhang, H., Song, Z., Luo, D., et al. (2017). A novel synthesis of hierarchical porous carbons from interpenetrating polymer networks for high performance supercapacitor electrodes. *Carbon* 111, 667–674. doi: 10.1016/j.carbon.2016.10.016
- Zhu, L., Gao, Q., Tan, Y., Tian, W., Xu, J., Yang, K., et al. (2015). Nitrogen and oxygen co-doped microporous carbons derived from the leaves of *Euonymus japonicus* as high performance supercapacitor electrode material. *Micropor. Mesopor. Mater.* 210, 1–9. doi: 10.1016/j.micromeso.2015.02.014
- Zhuo, H., Hu, Y., Tong, X., Zhong, L., Peng, X., and Sun, R. (2016). Sustainable hierarchical porous carbon aerogel from cellulose for high-performance supercapacitor and CO<sub>2</sub> capture. *Ind. Crops Prod.* 87, 229–235. doi: 10.1016/j.indcrop.2016.04.041
- Zou, R., Quan, H., Wang, W., Gao, W., Dong, Y., and Chen, D. (2018). Porous carbon with interpenetrating framework from osmanthus flower as electrode materials for high-performance supercapacitor. *J. Environ. Chem. Eng.* 6, 258–265. doi: 10.1016/j.jece.2017.11.080
- Zu, G., Shen, J., Zou, L., Wang, F., Wang, X., Zhang, Y., et al. (2016). Nanocellulose-derived highly porous carbon aerogels for supercapacitors. *Carbon* 99, 203–211. doi: 10.1016/j.carbon.2015.11.079

**Conflict of Interest Statement:** The authors declare that the research was conducted in the absence of any commercial or financial relationships that could be construed as a potential conflict of interest.

Copyright © 2019 Yang, Ye, Zhou and Liang. This is an open-access article distributed under the terms of the Creative Commons Attribution License (CC BY). The use, distribution or reproduction in other forums is permitted, provided the original author(s) and the copyright owner(s) are credited and that the original publication in this journal is cited, in accordance with accepted academic practice. No use, distribution or reproduction is permitted which does not comply with these terms.