

UC Berkeley

UC Berkeley Previously Published Works

Title

Calyciphylline B-Type Alkaloids: Total Syntheses of (–)-Daphlongamine H and (–)-Isodaphlongamine H

Permalink

<https://escholarship.org/uc/item/32s0w4pt>

Journal

Journal of the American Chemical Society, 141(21)

Authors

Palani, Vignesh
Hugelshofer, Cedric Lorenz
Sarpong, Richmond

Publication Date

2019-05-10

Peer reviewed

Calyciphylline B-Type Alkaloids: Total Syntheses of (–)-Daphlongamine H and (–)-Isodaphlongamine H

Cedric L. Hugelshofer,* Vignesh Palani, and Richmond Sarpong*^{1b}

Department of Chemistry, University of California, Berkeley, California 94720, United States

S Supporting Information

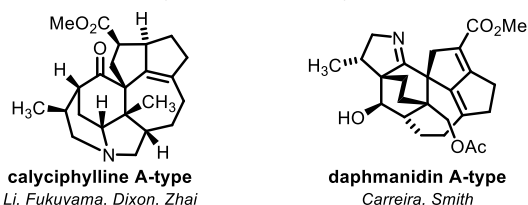
ABSTRACT: The first total synthesis of the complex hexacyclic *Daphniphyllum* alkaloid (–)-daphlongamine H has been accomplished. Key to the success of the strategy are a complexity-building Mannich reaction, efficient cyclizations, and a highly diastereoselective hydrogenation to assemble multigram quantities of the tricyclic core bearing four contiguous stereocenters. Following construction of the hydro-indene substructure by means of a Pauson–Khand reaction, endgame redox manipulations delivered the natural product. Importantly, the synthetic studies have also given access to (–)-isodaphlongamine H and led to a revision of the reported structure of deoxyisocalyciphylline B.

Daphniphyllum alkaloids are a large family of structurally distinct natural products with a wide breadth of pharmacological potential.¹ Following the pioneering synthetic studies by Heathcock and co-workers on a subset of these alkaloids,² the sheer complexity and varied biological activities of these natural products have continued to entice synthetic chemists to build other congeners.^{1c} Specifically, calyciphylline A-type and daphmanidin A-type alkaloids have received the most attention from synthetic chemists in the past decade (Figure 1a), with the groups of Carreira,³ Li,⁴ Smith,⁵ Fukuyama,⁶ Zhai,⁷ and Dixon⁸ having elegantly solved the formidable synthetic challenges associated with preparing these dauntingly complex molecules.

The calyciphylline B-type alkaloids are a structurally distinct subfamily among the *Daphniphyllum* alkaloids, featuring a unique hexacyclic framework (rings A–F) with a central piperidine moiety decorated with seven contiguous stereocenters (Figure 1b). Following the isolation of calyciphylline B (1),⁹ the related congeners deoxycalyciphylline B (2), deoxyisocalyciphylline B (3),¹⁰ and daphlongamine H (4)¹¹ have been discovered in recent years.¹² The corresponding methanolysis products derived from 2 and 3 have also been reported,¹³ suggesting a likely labile δ -lactone moiety that may open during isolation or structural elucidation. In addition, the basic tertiary amine resident in all calyciphylline B-type compounds adds to the challenge of their handling and purification.¹⁴ Notably, of all calyciphylline B-type alkaloids isolated from nature to date, only the structure of deoxycalyciphylline B (2) has been unambiguously confirmed by X-ray crystallographic analysis.¹⁰

The closely related structures of 2–4, differing only in their C5/C6 configurations, suggests a common biosynthetic

A) Selected recent total syntheses of *Daphniphyllum* alkaloids



B) Calyciphylline B-type alkaloids: Structures, biosynthesis, previous work and our retrosynthetic disconnections

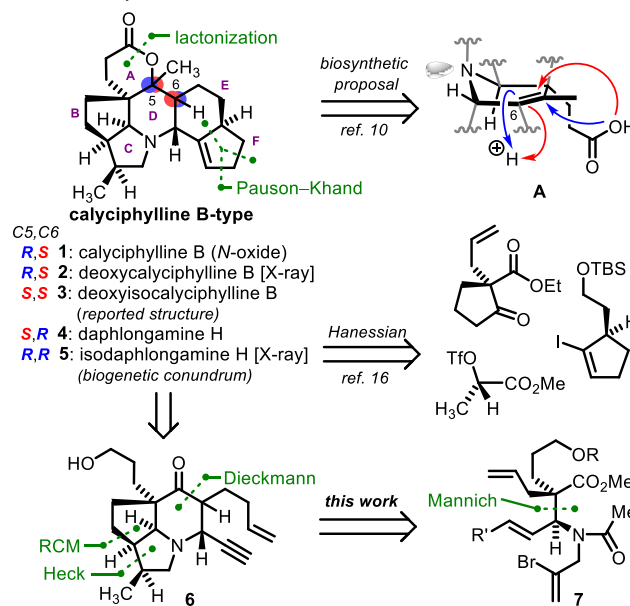


Figure 1. (A) *Daphniphyllum* alkaloids; (B) our retrosynthetic analysis of the calyciphylline B-type subfamily.

pathway. As has been proposed,¹⁰ precursor A (Figure 1b) containing a tetrasubstituted olefin (Δ C5–C6) and appended propionic acid side chain was hypothesized to undergo nonselective hydroacyloxylation to give diastereomeric lactone products. In this respect, synthetic and computational studies by Hanessian and co-workers have provided valuable insight.¹⁵ Their efforts culminated in an elegant total synthesis of isodaphlongamine H (5)¹⁶ starting from three chiral building blocks. Importantly, Hanessian’s studies introduced isodaphlongamine H (5) as possibly being the “missing”

Received: April 3, 2019

Published: May 10, 2019

diastereomeric congener of the calyciphylline B-type alkaloid quartet that has yet to be isolated from natural sources.

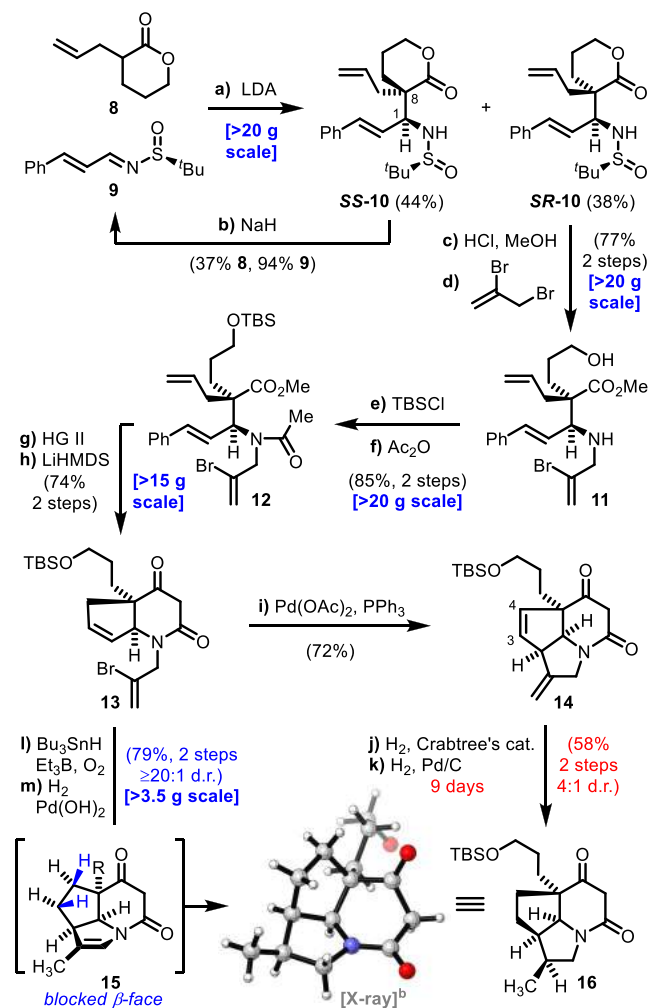
Given the limited synthetic studies focusing on the calyciphylline B-type subfamily,¹⁷ and their fascinating architectures, we embarked on a synthesis of these compounds. Herein, we detail studies which have culminated in total syntheses of (–)-daphlongamine H (4) and (–)-isodaphlongamine H (5).

A pivotal feature of our retrosynthesis was a recognition that all six rings in 1–5 could arise from an acyclic precursor.¹⁸ Careful orchestration of subsequent cyclizations would forge the highly fused framework in a diastereoselective manner from a precursor bearing a single chiral center. Thus, the calyciphylline B-type framework was traced back to enyne 6 as a substrate for a late-stage Pauson–Khand reaction (Figure 1b). In turn, the tricyclic substructure of 6 would be forged from acyclic precursor 7 that contains the retron for a simplifying Mannich reaction.

Our studies commenced with the synthesis of α -quaternary β -amino ester 7 using the key complexity-building Mannich reaction. While Ellman's pioneering studies have revealed that adding ester enolates to *N*-*tert*-butanesulfinyl imines result in good diastereoselectivities at the β -amino stereocenter,¹⁹ the selectivity outcome at the α -center remains difficult to predict when fully substituted, unsymmetrical enolates are employed. Following an initial survey of imines and enolates,²⁰ allylated valerolactone 8²¹ and sulfinyl imine 9²² were identified as suitable precursors (Scheme 1). Thus, reaction of 9 with the lithium enolate derived from 8 led to an intriguing Mannich–retro-Mannich equilibration of the β -amino lactones (SS-10 and SR-10), and optimization studies eventually yielded an ~1:1 mixture of C8 epimers in 82% combined yield on multigram scale.²⁰ Following chromatographic separation, undesired β -amino lactone SS-10 was recycled to furnish 8 and 9.²³ Treatment of SR-10 with HCl in methanol effected cleavage of the sulfinyl group with concomitant methanolysis of the lactone. The intermediate ammonium salt was *N*-alkylated to furnish vinyl bromide 11 which, after silylation of the hydroxy group and acetylation of the secondary amine, gave amide 12.

This acyclic precursor was then subjected to a stepwise tricyclization sequence that commenced with a ring-closing methathesis. Treatment of the resulting intermediate with LiHMDS smoothly induced a Dieckmann condensation and gave bromo bicycle 13. For the synthesis of the tricyclic substructure, we initially conducted an intramolecular Heck coupling to furnish diene 14. Although this cyclization proved efficient, the subsequent hydrogenation to access tricycle 16 was unexpectedly troublesome. Ultimately, a two-step protocol was identified using Crabtree's catalyst (50 atm of H₂), followed by a heterogeneous hydrogenation that gave 16 (4:1 d.r.).²⁴ This sequence proved impractical on larger scales because of extended reaction times and difficult separation of the diastereomers. To circumvent challenges associated with the hydrogenation of 14, we sought to prepare a related tricycle, saturated at C3–C4, that would present a sterically more biased concave face. To this end, we discovered that 13 underwent efficient organoborane-initiated,²⁵ reductive radical ring closure to give a tricyclic core (91% yield) containing an exocyclic olefin that could be reduced with excellent diastereoselectivity ($\geq 20:1$ d.r.). Notably, under the optimized hydrogenation conditions, rapid initial isomerization of the *exo*-olefin to enamide 15 took place.²⁰ This improved sequence

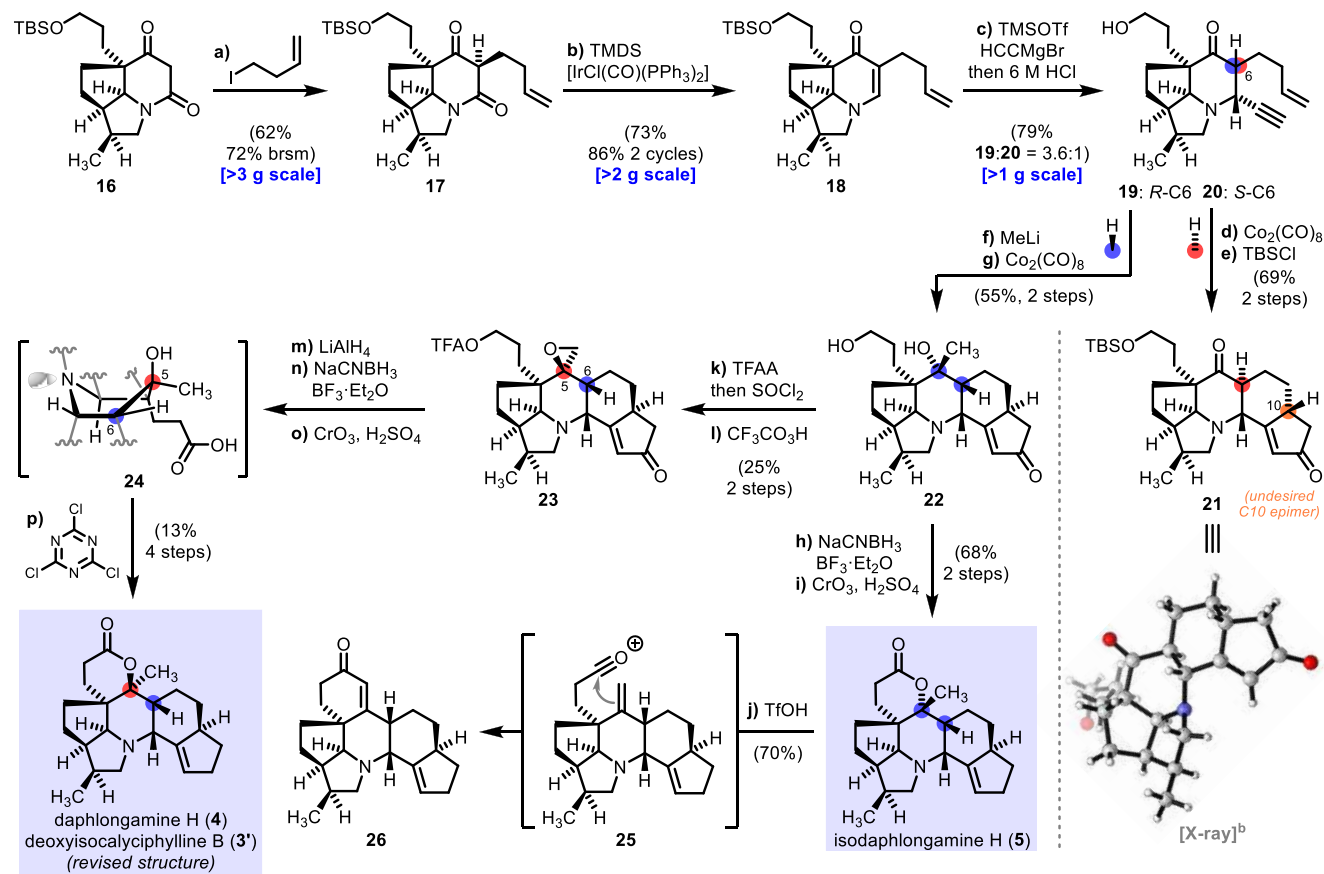
Scheme 1. Gram Scale Synthesis of Tricyclic Core 16^a



^aReagents and conditions: (a) LDA, 8, THF, –78 °C, then 9 (44%, 53% brsm SS-10; 38%, 45% brsm RS-10); (b) NaH, THF, –78 to 23 °C (37% 8; 94% 9); (c) 4 M HCl in 1,4-dioxane, MeOH, 50 °C; (d) 2,3-dibromopropene, Pr₃NEt, CH₃CN, 80 °C, (77%, 2 steps, + 11% from second cycle); (e) TBSCl, imidazole, CH₂Cl₂, 0 to 23 °C (89%); (f) Ac₂O, PhH, 90 °C (96%); (g) Hoveyda–Grubbs II catalyst, CH₂Cl₂, 40 °C (82%); (h) LiHMDS, THF, –78 °C (90%); (i) Pd(OAc)₂, PPh₃, NEt₃, MeCN, 50 °C (72%); (j) 50 atm H₂, [Ir(cod)(PCy₃)(py)]PF₆, CH₂Cl₂, 23 °C; (k) 1 atm H₂, Pd/C, NaHCO₃, MeOH, 23 °C (58%, 2 steps, 4:1 d.r.); (l) Bu₃SnH, Et₃B, O₂, PhH, 23 °C (91%); (m) 1 atm H₂/Ar (1:1), Pd(OH)₂, CH₂Cl₂, 23 °C (87%, $\geq 20:1$ d.r.). ^bTBS omitted for clarity.

gave access to multigram quantities of tricycle 16 whose structure was confirmed by single crystal X-ray analysis.

Synthetic efforts then continued toward construction of the E and F rings by alkylation of 16 to furnish alkene 17 (Scheme 2). Next, reduction of the δ -lactam carbonyl group to give enaminone 18 following elimination was investigated. A survey of various reduction methods revealed Dixon's combination of Vaska's complex and TMDS^{8,26} to be uniquely effective. While careful control of the reaction conditions and workup procedure was required, the successful reduction of the lactam amide as a part of a 1,3-dicarbonyl system in the presence of a very sensitive terminal olefin group highlights the remarkable chemoselectivity of these conditions. Interestingly, attempts to carry out the analogous reduction of tricycle 16 (prior to alkylation) were unsuccessful. Activation of enaminone 18 with

Scheme 2. Synthesis of Daphlongamine H (4) and Isodaphlongamine H (5)^a

^aReagents and conditions: (a) NaH, 4-iodo-butene, DMF, 0 °C (62%, 72% brsm); (b) TMSDS, [IrCl(CO)(PPh₃)₂], PhMe, 23 °C (73%, + 13% from second cycle); (c) TMSOTf, CH₂Cl₂, -78 °C, then HCCMgBr, THF, -78 to 0 °C, then aq. 6 M HCl, 0 to 23 °C (62% 19; 17% 20); (d) Co₂(CO)₈, CH₂Cl₂, 23 °C, then TMANO·2H₂O, 0 to 23 °C; (e) TBSCl, imidazole, CH₂Cl₂, 23 °C (69%, 2 steps); (f) LaCl₃·2LiCl, THF, 23 °C, then MeLi, -25 °C (94%, ≥ 20:1 d.r.); (g) Co₂(CO)₈, CH₂Cl₂, 23 °C, then MeCN, TMANO·2H₂O, -78 to 23 °C (59%); (h) NaCNBH₃, BF₃·Et₂O, THF, 23 to 66 °C; (i) CrO₃, H₂SO₄, H₂O, acetone, 0 °C (68%, 2 steps); (j) TfOH, MeNO₂, 23 °C (70%); (k) TFAA, CH₂Cl₂, -78 °C, then SOCl₂, -78 to 0 °C (71%); (l) aq. H₂O₂, TFAA, CH₂Cl₂, 0 to 23 °C (35%); (m) LiAlH₄, THF, -78 to 66 °C; (n) NaCNBH₃, BF₃·Et₂O, THF, 23 to 66 °C; (o) CrO₃, H₂SO₄, H₂O, acetone, 0 °C; (p) cyanuric chloride, NEt₃, MeCN, 23 °C (13%, 4 steps). ^bTBS omitted for clarity.

TMSOTf, followed by addition of ethynylmagnesium bromide, gave a silyl enol ether (≥20:1 d.r.) that was hydrolyzed upon workup to furnish C6-epimeric enynes **19** and **20** (3.6:1 ratio) in 79% combined yield.²⁷ With an eye toward the synthesis of deoxycalicyphylline B (**2**) and the reported structure of deoxyisocalicyphylline B (**3**), which feature the *S*-C6 configuration, enyne **20** was subjected to a Pauson–Khand reaction, followed by silylation of the primary hydroxy group to give enone **21**. Single-crystal X-ray analysis of **21** confirmed the *trans*-disposed enyne moiety in **20** being unsuitable for the syntheses of **2** and **3**, since **21** was generated with undesired C10 stereochemistry. Attempts to epimerize 10-*H*β in enone **21** (and derivatives thereof) were unsuccessful, leading us to conclude that the calicyphylline B-type alkaloids with *S*-C6 configuration were not easily accessible from enyne **20**.

At this juncture, we returned to enyne **19** and focused on the final synthetic stages toward daphlongamines **4** and **5**. Treatment of **19** with excess methyllithium furnished the corresponding tertiary alcohol in 94% yield (≥20:1 d.r.).²⁸ In line with Hanessian and co-workers' studies,^{15,16} we were unsuccessful in altering this stereochemical outcome using other methyl nucleophiles. The enyne diol generated in this manner then underwent Pauson–Khand reaction²⁹ to give pentacyclic enone **22** bearing the desired 10-*H*α orientation.³⁰

With all eight stereogenic centers in place, the final redox adjustments were pursued. Pleasingly, treatment of **22** with excess NaCNBH₃ in the presence of a Lewis acid³¹ resulted in an efficient one-step deoxygenation of the enone moiety to furnish the corresponding cyclopentene. Finally, Jones oxidation forged the *cis*-lactone and thus completed the synthesis of isodaphlongamine H (**5**). The spectroscopic data for **5** were in full agreement with those reported by Hanessian and co-workers.¹⁶

Given the proposed biosynthetic pathway to the calicyphylline B-type alkaloids,^{10,16} we envisioned that subjecting isodaphlongamine H (**5**) to acidic conditions might induce a sequence involving elimination–hydroacyloxylation (cf. **A**, Figure 1b) to deliver a mixture of **2**–**5**. In practice, treatment of **5** with various acids (AcOH, TFA, HClO₄, *p*TsOH, H₂SO₄, 23 to 80 °C) returned either unreacted starting material or led to nonspecific decomposition. The only productive conversion, upon treating **5** with excess TfOH in nitromethane, was the formation of enone **26**. Mechanistically, we hypothesize that this formal dehydration results from a Prins-like cyclization of acylium intermediate **25**.

Finally, for the synthesis of daphlongamine H (**4**), the formal stereochemical inversion of the tertiary alcohol in pentacyclic enone **22** was pursued. Subjecting **22** to TFAA and

then SOCl_2 smoothly protected the primary and eliminated the tertiary hydroxy groups, respectively. The resulting exocyclic alkene was treated with trifluoroacetic acid³² to afford epoxide 23.³³ Opening of the epoxide at the terminal position was carried out with LiAlH_4 , and the resulting triol was subjected to the established deoxygenation conditions. After Jones oxidation of the thus obtained amino diol, the resulting, highly polar *trans*-seco acid 24 did not undergo facile lactonization, unlike in the case of isodaphlongamine (5), which possesses the *cis*-lactone. Eventually we identified cyanuric chloride as a viable reagent³⁴ for the final bond formation and were able to isolate daphlongamine H (4) possessing the highly strained and sensitive *trans*-lactone.³⁵

Interestingly, initial NMR spectra for our synthetic daphlongamine H (4) did not match the reported spectroscopic data of 4,¹¹ but surprisingly were in good agreement with those reported for deoxysocalciphylline B (3).¹⁰ Eventually, it was discovered that, by recording NMR spectra of our synthetic daphlongamine H (4) using *old* CDCl_3 (putatively containing residual acid), we were able to obtain spectroscopic data that was in better agreement with the reported values for 4. Furthermore, interpretation of both our and the reported 2D NMR data of deoxysocalciphylline B (3) revealed that the S-C6 configuration in 3 had been misassigned.²⁰ We therefore conclude that isolated deoxysocalciphylline B (revised structure: 3') and daphlongamine H (4) are effectively the *same* natural product. It appears that the structure of the former had been misassigned, while the reported spectroscopic data of the latter correspond to its putative ammonium salt. The structural revision of 3 as 4 via total synthesis warrants further study of the proposed biosynthetic pathway for all members of the calciphylline B-type alkaloids.^{10,15,16,20}

In conclusion, we have developed the first total synthesis of the complex *Daphniphyllum* alkaloid (–)-daphlongamine H (4). Furthermore, our synthetic approach has provided access to (–)-isodaphlongamine H (5) and led to revision of the reported structure of deoxysocalciphylline B (3). Key features of the synthesis include a Mannich reaction using an Ellman sulfinimine derivative, rapidly building target-relevant complexity in the opening step. Finally, a series of efficient ring-forming events using an acyclic precursor forged the complex, hexacyclic framework of the calciphylline B-type alkaloids.

■ ASSOCIATED CONTENT

Supporting Information

The Supporting Information is available free of charge on the ACS Publications website at DOI: 10.1021/jacs.9b03576.

Experimental procedures, analytical data (^1H and ^{13}C NMR, HRMS, IR, $[\alpha]_D$), and optimization tables (PDF)

Crystallographic data for 16 (CIF)

Crystallographic data for 21 (CIF)

Crystallographic data for S27 (CIF)

■ AUTHOR INFORMATION

Corresponding Authors

*chugelshofer@gmail.com

*rsarpong@berkeley.edu

ORCID

Richmond Sarpong: 0000-0002-0028-6323

Notes

The authors declare no competing financial interest.

■ ACKNOWLEDGMENTS

C.L.H. is grateful for a postdoctoral scholarship from the Swiss National Science Foundation. V.P. acknowledges TRDRP for a predoctoral fellowship. Financial support for this research was provided to R.S. by the National Institutes of Health (NIGMS R35 GM130345). We thank Dr. Hasan Celik (UC Berkeley) for assistance with NMR experiments, Dr. Nicholas Settineri (UC Berkeley) for single-crystal X-ray diffraction studies, and Prof. Jian-Min Yue (SIMM) for sharing NMR data of 3' in CD_3OD . We are grateful to Prof. Stephen Hanessian (U Montréal) for insightful discussions.

■ REFERENCES

- (1) (a) Kobayashi, J.; Kubota, T. The *Daphniphyllum* alkaloids. *Nat. Prod. Rep.* **2009**, *26*, 936. (b) Yang, S.-P.; Yue, J.-M. Discovery of structurally diverse and bioactive compounds from plant resources in China. *Acta Pharmacol. Sin.* **2012**, *33*, 1147. (c) Wu, H.; Zhang, X.; Ding, L.; Chen, S.; Yang, J.; Xu, X. *Daphniphyllum* alkaloids: recent findings on chemistry and pharmacology. *Planta Med.* **2013**, *79*, 1589. (d) Kang, B.; Jakubec, P.; Dixon, D. J. Strategies towards the synthesis of calciphylline A-type *Daphniphyllum* alkaloids. *Nat. Prod. Rep.* **2014**, *31*, 550. (e) Chattopadhyay, A. K.; Hanessian, S. Recent progress in the chemistry of *Daphniphyllum* alkaloids. *Chem. Rev.* **2017**, *117*, 4104.
- (2) (a) Heathcock, C. H.; Davidsen, S. K.; Mills, S.; Sanner, M. A. Total synthesis of (+)-methyl homodaphniphyllate. *J. Am. Chem. Soc.* **1986**, *108*, 5650. (b) Ruggeri, R. B.; Hansen, M. M.; Heathcock, C. H. Total synthesis of (±)-methyl homosecodaphniphyllate. A remarkable new tetracyclization reaction. *J. Am. Chem. Soc.* **1988**, *110*, 8734. (c) Ruggeri, R. B.; McClure, K. F.; Heathcock, C. H. *Daphniphyllum* alkaloids. Part 5. Total synthesis of (±)-daphnilactone A: a novel fragmentation reaction. *J. Am. Chem. Soc.* **1989**, *111*, 1530. (d) Ruggeri, R. B.; Heathcock, C. H. *Daphniphyllum* alkaloids. Part 7. Biomimetic total synthesis of (±)-methyl homodaphniphyllate. *J. Org. Chem.* **1990**, *55*, 3714. (e) Stafford, J. A.; Heathcock, C. H. *Daphniphyllum* alkaloids. Part 8. Asymmetric total synthesis of (–)-secodaphniphylline. *J. Org. Chem.* **1990**, *55*, 5433. (f) Heathcock, C. H.; Stafford, J. A.; Clark, D. L. *Daphniphyllum* alkaloids. 14. Total synthesis of (±)-bukittingine. *J. Org. Chem.* **1992**, *57*, 2575. (g) Heathcock, C. H.; Kath, J. C.; Ruggeri, R. B. *Daphniphyllum* alkaloids. 16. Total synthesis of (+)-codaphniphylline. *J. Org. Chem.* **1995**, *60*, 1120. (h) Piettre, S.; Heathcock, C. H. Biomimetic total synthesis of *proto*-daphniphylline. *Science* **1990**, *248*, 1532.
- (3) Weiss, M. E.; Carreira, E. M. Total synthesis of (+)-daphmanidin E. *Angew. Chem., Int. Ed.* **2011**, *50*, 11501.
- (4) (a) Lu, Z.; Li, Y.; Deng, J.; Li, A. Total synthesis of the *Daphniphyllum* alkaloid daphenylline. *Nat. Chem.* **2013**, *5*, 679. (b) Li, J.; Zhang, W.; Zhang, F.; Chen, Y.; Li, A. Total synthesis of daphniyunnine C (longeracinphyllin A). *J. Am. Chem. Soc.* **2017**, *139*, 14893. (c) Chen, Y.; Zhang, W.; Ren, L.; Li, J.; Li, A. Total syntheses of daphenylline, daphnipaxianine A, and himalenine D. *Angew. Chem., Int. Ed.* **2018**, *57*, 952. (d) Zhang, W.; Ding, M.; Li, J.; Guo, Z.; Lu, M.; Chen, Y.; Liu, L.; Shen, Y.-H.; Li, A. Total synthesis of hybridaphniphylline B. *J. Am. Chem. Soc.* **2018**, *140*, 4227.
- (5) (a) Shvartsbart, A.; Smith, A. B., III. Total synthesis of (–)-calciphylline N. *J. Am. Chem. Soc.* **2014**, *136*, 870. (b) Shvartsbart, A.; Smith, A. B., III. The *Daphniphyllum* alkaloids: total synthesis of (–)-calciphylline N. *J. Am. Chem. Soc.* **2015**, *137*, 3510.
- (6) Yamada, R.; Adachi, Y.; Yokoshima, S.; Fukuyama, T. Total synthesis of (–)-daphenylline. *Angew. Chem., Int. Ed.* **2016**, *55*, 6067.
- (7) Chen, X.; Zhang, H.-J.; Yang, X.; Lv, H.; Shao, X.; Tao, C.; Wang, H.; Cheng, B.; Li, Y.; Guo, J.; Zhang, J.; Zhai, H. Divergent

total syntheses of (–)-daphnilongerin B and (–)-daphenylline. *Angew. Chem., Int. Ed.* **2018**, *57*, 947.

(8) Shi, H.; Michaelides, I. N.; Darses, B.; Jakubec, P.; Nguyen, Q. N. N.; Paton, R. S.; Dixon, D. J. Total synthesis of (–)-himalensine A. *J. Am. Chem. Soc.* **2017**, *139*, 17755.

(9) Morita, H.; Kobayashi, J. Calyciphyllines A and B, two novel hexacyclic alkaloids from *Daphniphyllum calycinum*. *Org. Lett.* **2003**, *5*, 2895.

(10) Yang, S.-P.; Yue, J.-M. Two novel alkaloids with a unique fused hexacyclic skeleton from *Daphniphyllum subverticillatum*. *J. Org. Chem.* **2003**, *68*, 7961.

(11) Li, C.-S.; Di, Y.-T.; Zhang, Q.; Zhang, Y.; Tan, C.-J.; Hao, X.-J. Alkaloids from the leaves of *Daphniphyllum longercamosum* Rosenth. *Helv. Chim. Acta* **2009**, *92*, 653.

(12) Two further calyciphylline B-type alkaloids with an oxidized E-ring are also known; see: (a) Chen, X.; Zhan, Z.-J.; Yue, J.-M. Oldhamiphylline A: a novel hexacyclic alkaloid from *Daphniphyllum oldhami*. *Chem. Biodiversity* **2004**, *1*, 1513. (b) Mu, S.-Z.; Wang, J.-S.; Yang, X.-S.; He, H.-P.; Li, C.-S.; Di, Y.-T.; Wang, Y.; Zhang, Y.; Fang, X.; Huang, L.-J.; Hao, X.-J. Alkaloids from *Daphniphyllum oldhami*. *J. Nat. Prod.* **2008**, *71*, 564.

(13) (a) Chen, X.; Zhan, Z.-J.; Yue, J.-M. Longistylumphyllines A–C, three new alkaloids from *Daphniphyllum longistylum*. *Helv. Chim. Acta* **2005**, *88*, 854. (b) Zhang, C.-R.; Yang, S.-P.; Yue, J.-M. Alkaloids from the twigs of *Daphniphyllum calycinum*. *J. Nat. Prod.* **2008**, *71*, 1663.

(14) Verpoorte, R.; Schripsema, J. Isolation, Identification, and Structure Elucidation of Alkaloids A General Overview. In *Alkaloids. Modern Methods of Plant Analysis*, Vol. 15; Linskens, H. F., Jackson, J. F., Eds.; Springer: Berlin, Heidelberg, 1994.

(15) (a) Chattopadhyay, A. K.; Menz, H.; Ly, V. L.; Dorich, S.; Hanessian, S. Synthesis of a model tetracyclic core structure of calyciphylline B-type alkaloids. *J. Org. Chem.* **2016**, *81*, 2182. (b) Chattopadhyay, A. K.; Berger, G.; Hanessian, S. Strategies toward the total synthesis of calyciphylline B-type alkaloids: a computational perspective aided by DFT analysis. *J. Org. Chem.* **2016**, *81*, 5074.

(16) Chattopadhyay, A. K.; Ly, V. L.; Jakkepally, S.; Berger, G.; Hanessian, S. Total synthesis of isodaphlongamine H: a possible biogenetic conundrum. *Angew. Chem., Int. Ed.* **2016**, *55*, 2577.

(17) Beyond refs 15 and 16, synthetic studies toward calyciphylline B-type alkaloids have, to the best of our knowledge, only been reported in: Boissarie, P.; Bélanger, G. Short approach toward the nonracemic A,B,E tricyclic core of calyciphylline B-type alkaloids. *Org. Lett.* **2017**, *19*, 3739.

(18) This strategy was adopted following various unsuccessful studies aimed at construction of the target framework using our oxazaborinine methodology; compare compound 17 in: Hugelshofer, C. L.; Palani, V.; Sarpong, R. Oxazaborinines from vinylogous N-allylic amides: reactivities of underexplored heterocyclic building blocks. *Org. Lett.* **2018**, *20*, 2649.

(19) (a) Tang, T. P.; Ellman, J. A. Asymmetric synthesis of β -amino acid derivatives incorporating a broad range of substitution patterns by enolate additions to *tert*-butanesulfinyl imines. *J. Org. Chem.* **2002**, *67*, 7819. (b) Robak, M. T.; Herbage, M. A.; Ellman, J. A. Synthesis and applications of *tert*-butanesulfinamide. *Chem. Rev.* **2010**, *110*, 3600.

(20) See the [Supporting Information](#) (SI) for further details.

(21) Li, B.; Buzon, R. A.; Castaldi, M. J. Case study of a γ -butyrolactone alkylation with 1,3-dimethyl-2-imidazolidinone as a promoter. *Org. Process Res. Dev.* **2001**, *5*, 609.

(22) Chogii, I.; Njardarson, J. T. Asymmetric [3 + 2] annulation approach to 3-pyrrolines: concise total syntheses of (–)-supinidine, (–)-isoretronecanol, and (+)-elacomine. *Angew. Chem., Int. Ed.* **2015**, *54*, 13706.

(23) We initially attempted to convert SS-10 to SR-10 by formal inversion of the C8 stereocenter via a sequence involving *anti*-Markovnikov hydration of the allyl group and elimination of a primary hydroxy group. Unfortunately these efforts remained unfruitful; see SI for details.

(24) Related challenging hydrogenations of a 1,1'-disubstituted alkene functionality were also reported by Li and Dixon in their syntheses of calyciphylline A-type alkaloids; see refs 4 and 8.

(25) Ollivier, C.; Renaud, P. Organoboranes as a source of radicals. *Chem. Rev.* **2001**, *101*, 3415.

(26) (a) Gregory, A. W.; Chambers, A.; Hawkins, A.; Jakubec, P.; Dixon, D. J. Iridium catalyzed reductive nitro-Mannich cyclization. *Chem. - Eur. J.* **2015**, *21*, 111. (b) de Arriba, A. L. F.; Lenci, E.; Sonawane, M.; Formery, O.; Dixon, D. J. Iridium-catalyzed reductive strecker reaction for late-stage amide and lactam cyanation. *Angew. Chem., Int. Ed.* **2017**, *56*, 3655.

(27) The obtained ratio of enynes 19 and 20 could be influenced by the choice of silyl cleavage conditions. In contrast to use of aqueous HCl, silyl cleavage using TBAF furnished 19:20 in an ~1:2 ratio. Heating a toluene solution of 20 in the presence of DBU returned a mixture of 19:20 in an ~1:3 ratio.

(28) No conversion was observed in the absence of LaCl₃·2LiCl additive; see: Krasovskiy, A.; Kopp, F.; Knochel, P. Soluble lanthanide salts (LnCl₃·2LiCl) for the improved addition of organomagnesium reagents to carbonyl compounds. *Angew. Chem., Int. Ed.* **2006**, *45*, 497.

(29) Shambayani, S.; Crowe, W. E.; Schreiber, S. L. N-oxide promoted Pauson–Khand cyclizations at room temperature. *Tetrahedron Lett.* **1990**, *31*, 5289.

(30) A minor side product resulting from cyclization of the tertiary alcohol onto the alkyne was also formed; see SI.

(31) Srikrishna, A.; Viswajanani, R.; Sattigeri, J. A.; Yelamaggad, C. V. Chemoselective reductive deoxygenation of α,β -unsaturated ketones and allyl alcohols. *Tetrahedron Lett.* **1995**, *36*, 2347.

(32) Quick, J.; Khandelwal, Y.; Meltzer, P. C.; Weinberg, J. S. Synthetic studies on the *Lythraceae* alkaloids. 11. Model studies for the synthesis of lythrancine V. *J. Org. Chem.* **1983**, *48*, 5199.

(33) All attempts to functionalize the exocyclic alkene under other conditions (Mukaiyama-type hydrations, *m*-CPBA epoxidations, oxymercuration, dihydroxylation, or halohydrin formation) failed.

(34) Venkataraman, K.; Wagle, D. R. Cyanuric chloride, a useful reagent for macrocyclic lactonization. *Tetrahedron Lett.* **1980**, *21*, 1893.

(35) Analysis of the crude reaction mixture revealed that the *trans*-lactone is prone to hydrolysis/alcoholysis; also see ref 13.