

Camera and Voice Control Based Location Services and Information Security on Android

Jitendra G. Chouhan, Nikhil Kumar Singh, Prashant S. Modi, Keyurbhai A. Jani, Bhavin N. Joshi

U.V. Patel College of Engineering, Mehsana, India

Email: jitendra_chouhan@live.in, nikhil.singh31@gmail.com, prashant7modi7it@gmail.com, keyur.soft@gmail.com, bhavin141188@gmail.com

Received 1 March 2016; accepted 12 April 2016; published 15 April 2016

Copyright © 2016 by authors and Scientific Research Publishing Inc.

This work is licensed under the Creative Commons Attribution International License (CC BY).

<http://creativecommons.org/licenses/by/4.0/>



Open Access

Abstract

Increasing popularity of Android is making its security issue more crucial nowadays. This paper focuses on one-stop solution to secure Android device against information security and theft. Proposed application protects Android device against theft and helps to control Android device by SMS or using internet connection. By this application once the user has configured the account for anti theft, user can remotely track, sound a loud siren, lock, secretly capture photo of an intruder who tries to break in, get randomly recorded voice of intruder, get thief identity using device web history and can able to wipe all your private data. This data and tracking information will be stored in one central web server database and one can access it anytime through login.

Keywords

Android, Information Security, Mobile Tracking, Application Services

1. Introduction

According to survey as of July 2013, the Google play store has had over one million Android applications published [1]. In 2014 Google revealed that there were over one billion active monthly Android users, up from 538 million in June 2013 [1]. Security is becoming more critical for Android smart phone due to the increase in number of worldwide users that involve sensitive personal information in their phones. Hackers or those who chose to exploit vulnerabilities in Android are finding new ways to attack through Android applications. The increasing challenges to secure Android system are due to the different application permissions and features to users.

How to cite this paper: Chouhan, J.G., Singh, N.K., Modi, P.S., Jani, K.A. and Joshi, B.N. (2016) Camera and Voice Control Based Location Services and Information Security on Android. *Journal of Information Security*, 7, 195-205.
<http://dx.doi.org/10.4236/jis.2016.73015>

Android security goes beyond the antivirus features. Biggest risk to Android users and the main incentive to download a security app, viruses aren't the greatest threat. Biggest risk is that someone will get access to Android device (either by device lost or stolen). To have a smartphone in your pocket without a remote wipe possibility is a dangerous thing. It's even more dangerous than losing keys to your house. Of course, someone can steal your private data using a fraudulent application, but that's certainly the harder way. With prevention techniques described in this paper, Android devices are shielded from both threats.

Types of possible Android system security attacks can be divided into two parts: first, information breach and second, device theft. Today, more than 50% devices are running on Android operating system [2]. Android 4.1.1 version has heart bleed risk that means user information breach using vulnerable applications installed on their smart phone [3]. Our proposed work is not related to such kind of information breach because as a solution to this many smart antivirus, applications are freely available. Instead of that we have focused to prevent the information breach that is possible due to theft of Android device. Many users store their important personal information including important documents. This kind of private information may be accessible by thief and it may be used for personal use or revealed to world via internet. This must be prevented using any kind of mechanism. If we think about second type of attack that is device theft, we can notice that information breach is becoming possible not mainly because your device is theft. It is because you do not have control over your device data after theft. Theft of device and user information breach is somehow related to each other. If user has control over device to access its location and stored information then information breach can be prevented even after device theft. To provide this kind of control after theft of device, we will develop a mechanism that will work in any kind of situation. If device is not running on internet connection then also mechanism will work.

2. Literature Review

It is possible to use location services without using internet connection on Android device [4]. We can get location information offline only using GPS and tower location of our smart phone. Location we are getting here is not using any Wi-Fi or internet connection [4].

A number of researches are being held on the issue of obtaining private information on Android devices using multimedia such as microphones and cameras. One of the issues is basic camera attack model [5]. This kind of attack will capture image secretly from Android device camera without getting known to user. We will use this disadvantage in a positive direction to control device and collect information from device remotely.

In paper [6] Jae-Kyung Park and Sang-Yong Choi studied the types and characteristics of Google's Android weaknesses as well as the risk elements. They introduced a safer usage of smartphones. By consistently researching and analyzing security weaknesses, they suggested that the development of quick response technology to weaknesses can lead to safer use of Android system.

3. Proposed Work

In **Figure 1**, basic working model of overall idea is shown. Proposed solution contains number of services to prevent against device theft and information breach. At the time of user registration within application, user will be asked to enter recovery phone numbers. This recovery numbers will be used later to start or stop any services if device will be theft or misplaced.

After losing device user do not have physical control over it. So, user will send different commands to Android device in order to control the device operations. User will send this commands using phone SMS. To start tracking the device we have to just send one SMS like "START TRACKING" to activate offline location tracking service. This command by default automatically also start all the other services that are required after device theft. Alternatively, user can also achieve the same after login through web server using web request mechanism (by pressing start services button) but that is not much reliable as it requires running internet connection on Android device. In most cases it is desirable to use both of the options simultaneously.

The proposed model work with or without internet connection to start or stop application services after the mobile device is theft. These application services are very useful in getting offline location of device, to capture the thief image securely, to do the voice recording of thief securely, to wipe the personal information from device and to get the thief identity using web history whenever he connects with internet. In this model, application services will also notify us along with the new phone number. The data produced by different application services are placed at hidden storage. In the device and whenever the device connects itself with internet these

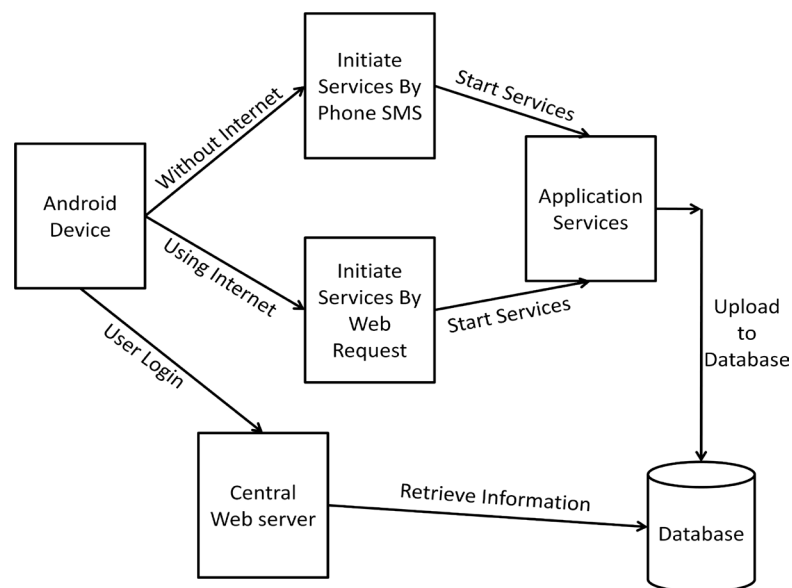


Figure 1. Basic model.

data can be moved to the web server and can be deleted to make the room for newer data (Figure 1).

4. Motivation and Contribution

Following are the motivation as well as contribution using various services against Android mobile device theft.

4.1. Location Tracking Service

According to survey [6]-[9] after device is theft, most important factor is getting its current location. If we are able to receive series of location updates from the beginning time of device lost to the current time, we will get a type of pattern which will help us a lot in determine the exact location. Google has its own free location API service which is available for public use to get Android device's GPS location. But it requires working internet connection in our device. After device lost we can't assume that device is running with internet connectivity. It is also possible that device will connect to the internet once a few days.

One of the possibilities to track device location using Google API that required internet connection is not a reliable way in our scenario. Alternatively we could develop the scenario which will work even if there is no internet connection is available. This gives us idea about offline location service. We can get device location using tower location of device without using internet.

4.2. Image Geo-Tagging Service

Today, if we search in the Android market for application that will secure our device and help user to track device's location, we will get number of applications freely available. Determining device's location is important factor but is not sufficient enough to track device. Image geo-tagging service will be able to identify thief and will become very useful when we already have device location information. This service will capture image secretly without getting known to thief.

4.3. Voice Recording Service

Image geo-tagging service will help us to identify thief. Same way, voice recording service is another plus point for getting the identity of thief. It is another possible way to help user in recognition of thief.

4.4. Wipe Personal Data Service

Getting user's personal data and information by unknown is more dangerous compared to the theft of device.

Today, Android device is not limited to entertainment purpose only. Many business applications are also available in the market that is using functionalities like mobile banking, online shopping and transactions. In addition, some Android users may store their personal photos and important documents in their device. This data and information may go to the wrong hands and possibly misused by any person or thief. It will raise the issue of information security.

4.5. Determining Identity Using Web History

We have seen that image geo-tagging and voice recording service will help us to identify thief. Another possible way to get identity is by scanning device web history. Today, in many places open Wi-Fi facility is available to visitors for free internet usage. One possibility we can think about is that thief may connect to open Wi-Fi or use device data connection for web surfing. And at that time we can identify the user identity using web history.

4.6. SIM Change Notification and Locate Using Siren Service

To start any of available services we are using SMS based initiation or using web server login. It requires working internet connection in device to initiate through web server login. So, SMS initiate is more reliable method. We first have to get phone number associated with device to send SMS. In most cases SIM card of device is changed after theft. So, every time whenever SIM card will be changed, application detects this change immediately and gives us new phone number on both of the configured recovery numbers automatically by sending phone SMS.

4.7. One Place Web Server Data Storage Service

Application different services will produce different types of data and will be stored in sharable hidden storage. This storage is not accessible by any other application in device and only accessible by our application and its services. First, we have to send this data to web server using internet connection and then after getting conformation from server side we will delete this data from device thus making room for newer one.

When user initiate services to gather data, automatically upload service will be start by default that take charge of uploading data to web server storage. Upload service will be run with specific time intervals and test that internet connection is available or not. If it is available, service will upload this data to online web storage.

Service will start at specific time interval e.g. service will restart after every half an hour and check for available internet connection and upload it to web storage. In this scenario problem is that if internet availability test will take one minute, rest of the time till half an hour service will be in sleep mode. If in between internet connection is available we are not able to identify it. Alternatively, we could decrease this time intervals to run service again or may be continuously test for internet availability. Technically and logically it is correct but in Android device we have limitation in terms of power and storage. Continuously running services will drain device battery fast. So, unfortunately it is also not a good way to achieve desired result.

In Android system we have "Phone Change Event". This event initiates only when device state is changed. So we will check for data state change of device that initiate only when device is either connected to Wi-Fi or cellular data state is changed. So in this way, we do not require to continuously test the internet connection and battery draining problem can also e solved.

5. Implementation

Any Android device with Android version 2.3 or higher can run this application. For our experiment, we have used XOLO Q2000L for testing purpose [5]. Eclipse, with the Android SDK as a plug-in will be used as a development of application [6]. Application is written in java and some of user interface is coded in XML. ASP.NET technology from Microsoft is used to develop web server interface and in coding. Android tool is used to code application. We have developed number of different services to secure our device and information. Following are the pseudo code for different services.

5.1. Track Location from Background

```
Dim GPS1 As GPS
GPS1.Initialize ("GPS")
```

```

GPS1.Start(0, 0) // Listen to GPS with no filters.
latstart = location1.Latitude // GPS Co-ordinate
lonstart = location1.Longitude // GPS Co-ordinate
wespeed = location1.Speed

```

5.2. Capturing Image from Background

```

Dim r As Reflector // to run camera from background even device locked
    r.Target = r.GetActivity
    r.Target = r.RunMethod("getWindow")
r.RunMethod2("addFlags", 6815872, "java.lang.int")
camera.Initialize // initialize camera
camera.StartPreview
camera.TakePicture
Dim out As OutputStream
out = File.OpenOutput(Savepath, Filename & ".jpg") // save image
    out.WriteBytes(Data, 0, Data.Length)
out.Close

```

5.3. Voice Recording from Background

```

Dim AR As AudioRecorder
AR.Initialize() // initialize recorder
AR.AudioSource = AR.AS_MIC
AR.OutputFormat = AR.OF_THREE_GPP
AR.AudioEncoder = AR.AE_AMR_NB // set encoder method
gfilenamewav = DateTime.Date(DateTime.Now)
AR.setOutputFile(Savepath, Filename & ".wav") // save recording
AR.prepare()
AR.start // wait for 20 seconds
AR.stop // stop recording

```

5.4. Wipe Device Data

```

Dim r As Reflector
r.Target = deviceadmin.manager
r.Target = r.GetField("dm")
r.RunMethod2("wipeData", 0, "java.lang.int")

```

5.5. Getting Device Web History

```

Dim r As Reflector
Dim TextWriter1 As TextWriter
TextWriter1.Initialize(File.OpenOutput(Savepath, "userwebhistory.txt"))
r.Target = r.GetContext
r.Target = r.RunMethod("getContentResolver")
Dim cr As Cursor = r.RunStaticMethod("Android.provider.Browser", "getAllVisitedUrls", Array As Object(r.Target), _
Array As String("Android.content.ContentResolver"))
For i = 0 To cr.RowCount - 1
    cr.Position = i
    TextWriter1.WriteLine(cr.GetString2(0))
Next
TextWriter1.Close

```

5.6. Sim Change Notification

```
Dim phone1 As PhoneSms
Dim p As Phone
Dim pid As PhoneId
phone1.Send (Map1.Get("recoverynum"),"Your Phone " &p.Manufacturer& "-" &p.Model& " has inserted
new sim card. Please Check SMS Sender Address for new sim card Number.")
```

5.7. Play Siren Loudly

```
Dim SP AsSoundPool
Dim LoadId1,PlayId1 As Int
LoadId1 = SP.Load(File.DirAssets, "siren.mp3")
Dim ph As Phone
ph.SetRingerMode(ph.RINGER_NORMAL)
PlayId1 = SP.Play(LoadId1, 1, 1, 1, -1, 2)
```

5.8. Uploading Files through Web Request

```
Dim hc As HttpClient
hc.Initialize("hc")
Dim pid As PhoneId
Dim files As List
files.Initialize
Dim fd1 As FileData
fd1.Initialize
fd1.Dir = Savepath
fd1.FileName = "userinfo.txt"
fd1.KeyName = "myFile1"
fd1.ContentType = "application/octet-stream"
files.Add(fd1)
Dim NV As Map
NV.Initialize
NV.Put("IMEI", pid.GetDeviceId)
Dim req As HttpRequest
req = CreatePostRequest("http://weatall.com/u.aspx", NV , files)
hc.Execute(req, 1)
```

6. Proposed Approach and Results

First of all every step of our proposed system against the Android mobile device theft is presented and then the various schemes are explained in detail to understand each and every step. Following are the steps of our proposed system for various application services:

- Step 1: Listen to Global Positioning System (GPS) with no filters.
- Step 2: Find GPS co-ordinates.
- Step 3: Run camera in background.
- Step4: Capture and save image.
- Step5: Do recording.
- Step6: Wipe all data.
- Step7: Get all visited URL's.
- Step8: Play siren.
- Step9: Upload file.

Below are the proposed schemes to understand the steps given above against the Android mobile device theft.

6.1. Location Tracking Approach

Offline location tracking will detect location using the signal it will be able to receive from number of satellites GPS able to discover, detect and connect to it at a time. In this method if we discover more than three satellites then we will be able to get coordinates value that is latitude and longitude. Latitude and longitude together will give us exact location of device using Google maps. Here we are more concerned about the value of longitude. It is because object's few meters movement can also be possible to detect with the calculation of last received longitude compared with the updated one.

In **Figure 2**, we can see the screen shot of Google map that contains last location of device (which is highlighted in map). We receive this information through location tracking service after theft of the device. User can view this information only after login to web server account.

6.2. Image Geo-Tagging Approach

In Android "START TRACKING" command by default run all the required services. Location tracking service that is running in the background will be able to give us location when it will be required by any other services. Service will first capture image from device camera and save it to the hidden storage of device. But before storing it to the hidden storage, service will add some important information in image's property tags. It is possible to put any text information in image. Service will store this information in image as its property values. The values we can put here are known as EXIF tag.

In **Figure 3**, we can see the screen shot of images we received through image geo-tagging service. In screen shot, we have one link named view is associated with each of the image. When user clicks on view image, it will display full size image with location and date-time information as we discussed.

6.3. Voice Recording Approach

In this method, voice recording service will start recording through the device microphone secretly without getting known to thief. Service will set a certain interval of recording by automatically. For instance say, approx 30

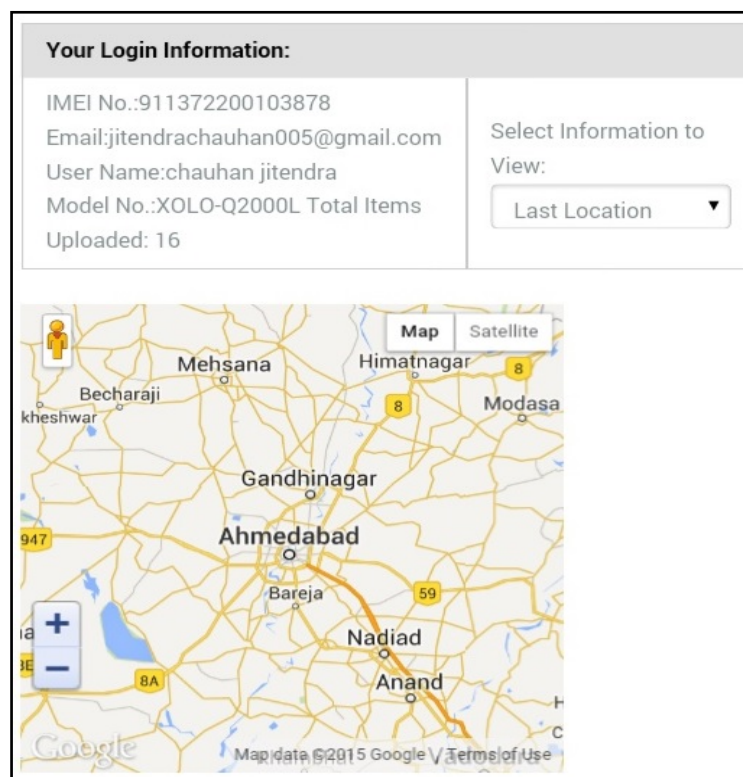


Figure 2. Location tracking service.

seconds. Now this service will record audio through device microphone at random time interval. Each recording clip is generated in specific format. Here we are generating files in (.wav) format. Again, we use same hidden storage to save recording files that we used to store images.

In **Figure 4**, screen shot contains output that we received at web server using voice recording service. Through

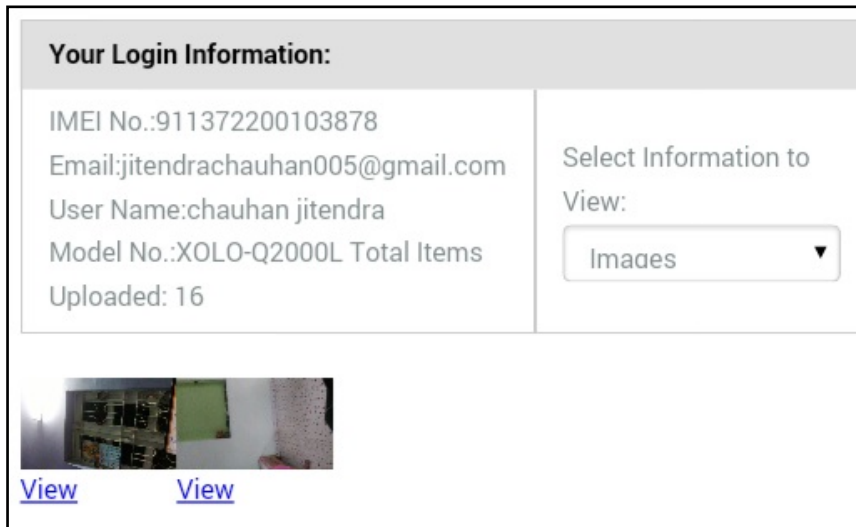


Figure 3. Image geo-tagging service.

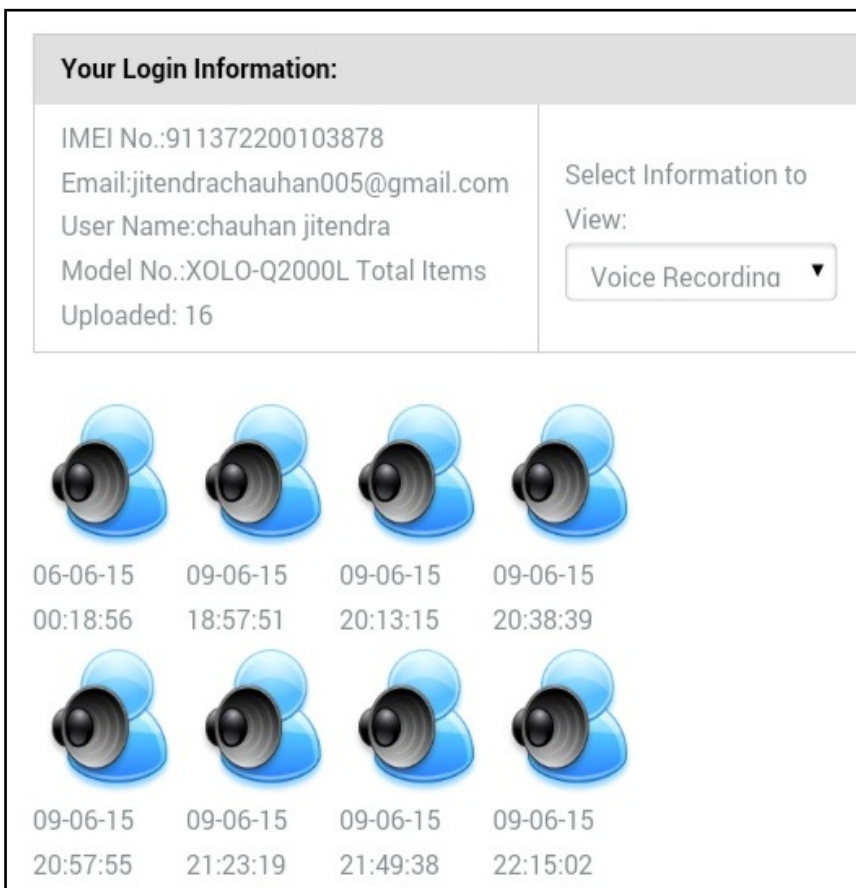


Figure 4. Voice recording service.

web server login user will be able to download and listen to any of this recording. Under recording icon we can find the date-time information associated with each recording.

6.4. Wipe Personal Data Approach

To prevent the information and data from being stolen, we developed wipe personal data service that will take over the control of our valuable information and data. It means service will be able to manage access control of information and data. Service will allow user to wipe device completely whenever device is in user's hand or theft. To wipe information, user can send one phone SMS like "WIPE DATA" using any of the recovery numbers to his/her own device. Application wipes all the information of device as soon as SMS arrives. In this way, user will be able to wipe device data remotely.

6.5. Web History Approach

Either the device is using Wi-Fi or mobile data connection, in both of these cases, we will get web search history and possibly bookmarks. By tracking this web history one can find the thief identity. For example, thief is using any social media or any other email account in web surfing. In browser url we may get account name or important email id through which we are easily able to identify thief. We can search url for special words like mail, account, username or "@" symbol. If user is surfing facebook then in url we have facebook username. Likewise in gmail account we will have email id. All this collected information will be stored in hidden storage as a document and uploaded to web server.

In **Figure 5**, we can see that user search web history is displayed. If you look carefully at fifth line (which

Your Login Information:	
IMEI No.:911372200103878	Select Information to View: <input type="text" value="Web History"/>
Email:jitendrachauhan005@gmail.com	
User Name:chauhan jitendra	
Model No.:XOLO-Q2000L Total Items	
Uploaded: 16	

Your Phone Web History: (Hint: you can get important email-id or any account name from this.)

- <https://www.whatsapp.com/android/current/WhatsApp.apk>
- <http://www.hotstamps.com/contactus>
- <http://hotstar.name/>
- <http://www.bing.com/search?q=IPL+Stats+2015&FORM=QSRE1>
- <https://m.facebook.com/jitendrachauhan005%40gmail.com>
- <http://www.marugujarat.in/>
- <http://www.marugujarat.in/other>
- <http://gui.nic.in/>
- <http://m.timesofindia.com/>
- <http://m.makemytrip.com/>

Figure 5. Determining identity using web history.

contains facebook login url), we will be able to get email id used for login to facebook. In this way, we can be able to find identity of thief from scanning device web history data.

6.6. SIM Change Notification and Locate Using Siren Approach

If it is known to user that device is within few meters range only, then user will be able to find device quickly and easily. By sending SMS to device we can start playing siren loudly in device. Application detects the command from incoming SMS and immediately starts siren in Android device. This service is independent of all the other services that are working together when phone theft command is initiated by SMS or web server login (by pressing play siren button). So, if by mistake user misplaced device anywhere he/she will be able to locate device. Same will also be applicable if user knows that device is in particular few meters range at specific location.

6.7. One Place Web Server Data Storage Approach

When user first time install application, user first goes through sign up process and adds recovery information to account. Registering device to online web server is done using unique identifier that is device IMEI number.

Upload data service will send web request to server for uploading files to online storage. Web server distinguishes different user data using device IMEI number. Every web request will contain files to upload including device IMEI number. Once these web requests reach to the server it will store this data to respective storage using IMEI. This data includes device location information, randomly captured images, bunch of voice recordings, device recovery information, and user web history.

User can be able to login through mobile application interface or by visiting website URL. After login user will be able to view this information and data at single place as its name suggests. After login user can also send command to start-stop services. It does not require running internet connection in device. Instead, SMS initialization or use of both the options simultaneously is suggested.

7. Conclusions

Currently in Android market many security related applications are available. Security application has two parts: information security and device theft security. Applications which are currently available for both of these security issues are required some improvements. Our Android application has added many possible solutions to improve the security of Android, whether as an information security or device theft security.

Application different services will produce data and information that will be sent through web request to web server. Location updates give user location of device. This series of locations will create one path or place of frequent visiting place. Images with geo-tagging will give clue to user to identify thief identity and will be able to get each image's location and date-time information. Voice recording gives user clue to identify thief identity that includes date-time information. One of the important results using wipe personal data service is that even after device theft user can be able to wipe device's all data and information from device. Web history will give account name or important email to identify thief. SIM change notification helps user to track phone numbers and if device misplaced user can play siren loudly to locate device immediately. Through web server login user can be able to view all information at one place and will be able to start-stop services and play siren loudly.

In addition, our application will run as a device admin priority. It means that user will neither be able to stop any application services nor be able to uninstall it without application password. So collecting all of this together, we can say that research output is developed mechanism that secures user information and protects device against theft.

References

- [1] Victor, H. (2014) Android's Google Play Beats App Store with over 1 Million Apps, Now Officially Largest. http://www.phonearena.com/news/Androids-Google-Play-beats-App-Store-with-over-1-million-apps-now-officially-largest_id45680
- [2] Llamas, R., *et al.* (2015) Smartphone OS Market Share, 2015 Q2. IDC Report August 2015. <http://www.idc.com/prodserv/smartphone-os-market-share.jsp>
- [3] Warren, C. (2014) Android 4.1.1 Devices Are Vulnerable to Heartbleed. http://mashable.com/2014/04/11/devices-running-Android-4-1-1-vulnerable-to-heartbleed/#_CIRNZ2wsgg

-
- [4] Chauhan, J.G. and Modi, P.S. (2015) A Novel Approach to Real Time Health Monitoring System. *Journal of Multidisciplinary Research Studies*, **1**, 78-80.
- [5] Wu, L.F. and Du, X.J. (2014) Security Threats to Mobile Multimedia Applications: Camera-Based Attacks on Mobile Phones. *IEEE Communications Magazine*, **81**, 80-87. <http://dx.doi.org/10.1109/mcom.2014.6766089>
- [6] Park, J.-K. and Choi, S.-Y. (2015) Studying Security Weaknesses of Android System. *International Journal of Security and Its Applications*, **9**, 7-12. <http://dx.doi.org/10.14257/ijisia.2015.9.3.02>
- [7] Android (Operating System). Wikipedia. https://en.wikipedia.org/wiki/Android_%28operating_system%29
- [8] XOLO Q2000L. (2012) XOLO—Premium Smartphones, Mobile Phones, Tablets [Online] Available from: <http://www.xolo.in/Q2000L>
- [9] Cai, J.P., Wu, J.Z., Wu, M.H. and Huo, M.M. (2011) A Bluetooth Toy Car Control Realization by Android Equipment. *Proceeding of International Conference on Transportation, Mechanical, and Eletrical Engineering (TMEE)*, **2429**, 16-18.