

University of Groningen

Catalytic asymmetric conjugate addition/oxidative dearomatization towards multifunctional spirocyclic compounds

Rudolph, Alena; Bos, Pieter H.; Meetsma, Auke; Minnaard, Adriaan J.; Feringa, Ben L.

Published in:
Angewandte Chemie-International Edition

DOI:
[10.1002/anie.201102069](https://doi.org/10.1002/anie.201102069)

IMPORTANT NOTE: You are advised to consult the publisher's version (publisher's PDF) if you wish to cite from it. Please check the document version below.

Document Version
Publisher's PDF, also known as Version of record

Publication date:
2011

[Link to publication in University of Groningen/UMCG research database](#)

Citation for published version (APA):

Rudolph, A., Bos, P. H., Meetsma, A., Minnaard, A. J., & Feringa, B. L. (2011). Catalytic asymmetric conjugate addition/oxidative dearomatization towards multifunctional spirocyclic compounds. *Angewandte Chemie-International Edition*, 50(26), 5834-5838. <https://doi.org/10.1002/anie.201102069>

Copyright

Other than for strictly personal use, it is not permitted to download or to forward/distribute the text or part of it without the consent of the author(s) and/or copyright holder(s), unless the work is under an open content license (like Creative Commons).

The publication may also be distributed here under the terms of Article 25fa of the Dutch Copyright Act, indicated by the "Taverne" license. More information can be found on the University of Groningen website: <https://www.rug.nl/library/open-access/self-archiving-pure/taverne-amendment>.

Take-down policy

If you believe that this document breaches copyright please contact us providing details, and we will remove access to the work immediately and investigate your claim.

Downloaded from the University of Groningen/UMCG research database (Pure): <http://www.rug.nl/research/portal>. For technical reasons the number of authors shown on this cover page is limited to 10 maximum.

Catalytic Asymmetric Conjugate Addition/Oxidative Dearomatization Towards Multifunctional Spirocyclic Compounds**

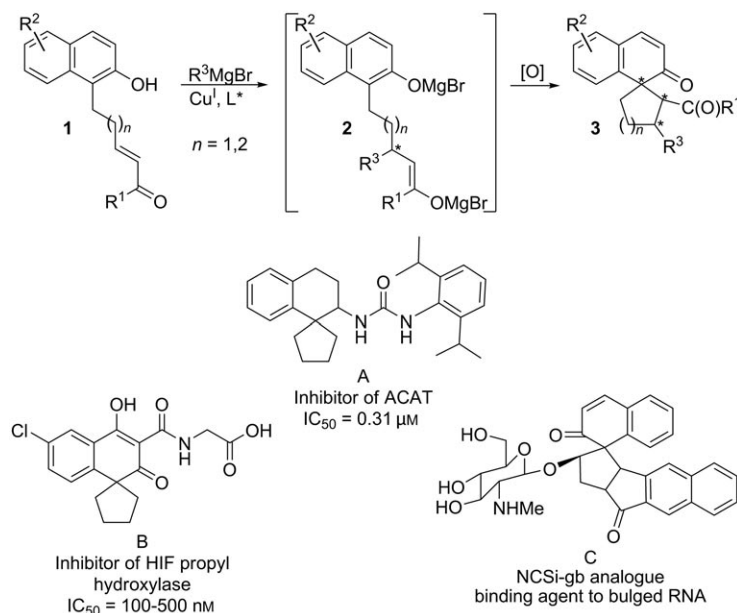
Alena Rudolph, Pieter H. Bos, Auke Meetsma, Adriaan J. Minnaard, and Ben L. Feringa*

The copper-catalyzed asymmetric conjugate addition of Grignard reagents to α,β -unsaturated carbonyl compounds has established itself as a reliable and efficient method for the preparation of chiral building blocks that contain a new carbon–carbon bond and a single stereogenic center.^[1] The resultant magnesium enolate formed during this process lends itself towards the development of sequential processes, where trapping of the enolate leads to the formation of two or more stereocenters in a one-pot procedure.^[2] This strategy is particularly attractive as a high degree of structural and stereochemical complexity can be achieved in a sequential process using small amounts of a chiral catalyst.^[2b,3]

To develop new sequential transformations compatible with the copper-catalyzed conjugate addition of Grignard reagents, we explored the synthetic utility of oxidative dearomatization processes of phenol and naphthol compounds.^[4] Oxidative dearomatization is an important pathway in the biosynthesis of many natural products^[5] and likewise, it is a method regularly used in their laboratory synthesis.^[6] During the oxidative dearomatization event, the phenol reactivity changes from nucleophilic to electrophilic. Subsequent nucleophilic addition can afford chiral products from substrates that once featured planar structures.^[4b] Recently, the research groups of Gaunt^[7] and Jørgensen^[8] employed an oxidative dearomatization strategy of phenols in conjunction with enamine catalysis for the synthesis of chiral phenol derivatives.

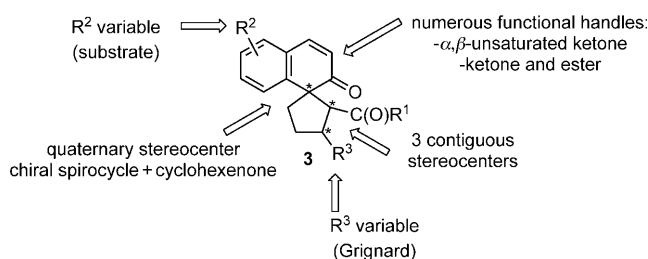
Our proposed reaction scheme comprises a naphthol (**1**) bearing an *ortho*-tethered α,β -unsaturated carbonyl group (Scheme 1). Conjugate addition to afford enolate **2**, and subsequent intramolecular oxidative coupling, involving a naphtholate and an enolate, would yield a chiral spirocyclic five- or six-membered ring compound (**3**).

One-pot transformations to yield chiral small molecules displaying a high degree of skeletal complexity, diversity, and



Scheme 1. Proposed conjugate addition/oxidative dearomatization of naphthols and targets accessible from this approach.

functionality are a mainstay of diversity oriented synthesis.^[9] Our proposed process would provide, besides the spirocyclic framework, two new carbon–carbon bonds and three contiguous stereocenters—including one quaternary stereocenter—in a single transformation (Scheme 2). The products are architecturally complex, possessing optically active cyclohexenone and spirocyclic moieties, both of which have been used as intermediates in the synthesis of natural products and pharmaceuticals (see Scheme 1).^[10,11] Substituents R^2 and R^3 are easily varied, depending on the substrate or Grignard reagent employed. Product **3** also contains a number of functional groups, including an α,β -unsaturated ketone and two carbonyl units, which are amenable to further transformations such as [4+2] cycloadditions as well as 1,4- and 1,2-additions.



Scheme 2. Features of product **3**.

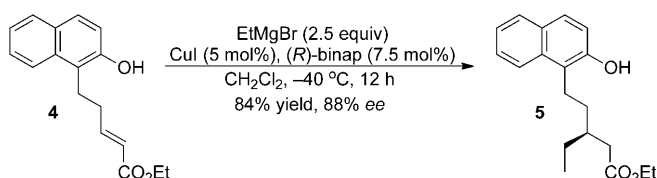
[*] Dr. A. Rudolph, P. H. Bos, A. Meetsma, Prof. Dr. A. J. Minnaard, Prof. Dr. B. L. Feringa
Stratingh Institute for Chemistry, University of Groningen
Nijenborgh 4, 9747 AG Groningen (The Netherlands)
Fax: (+31) 50-363-4296
E-mail: b.l.feringa@rug.nl

[**] We thank T. D. Tiemersma-Wegman and M. J. Smith for technical support (HPLC and MS analysis) and Dr. T. den Hartog for useful discussions. Financial support from NWO-CW is gratefully acknowledged.

Supporting information for this article is available on the WWW under <http://dx.doi.org/10.1002/anie.201102069>.

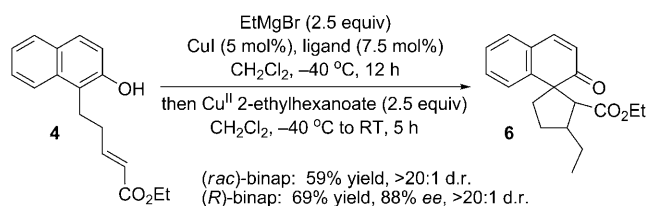
Despite existing strategies for the synthesis of chiral molecules through oxidative dearomatization/nucleophilic addition,^[12] to the best of our knowledge, this is the first method to use the enolate intermediate of a catalytic asymmetric conjugate addition of Grignard reagents.^[13]

Our initial investigations focused on 2-naphthol-based substrate **4** (Scheme 3). We first needed to optimize the reaction conditions for the copper-catalyzed conjugate addition of EtMgBr to **4**. Under slightly modified conditions, **5** was isolated in 84% yield and 88% *ee*, with an *S* configuration at the stereocenter (see below).^[14–16]



Scheme 3. Optimized conditions for the conjugate addition of EtMgBr to substrate **4**. binap = 2,2'-bis(diphenylphosphino)-1,1'-binaphthyl.

Our preliminary experiments for the sequential conjugate addition/oxidative cyclization reaction gave highly promising results (Scheme 4).

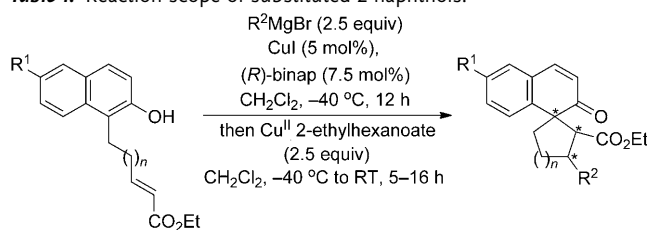


Scheme 4. Initial result for the sequential conjugate addition/oxidative cyclization reaction.

Under racemic reaction conditions, the conjugate addition of EtMgBr to **4** was followed by the addition of copper(II) 2-ethylhexanoate as an oxidant,^[13a–d,17] in the same pot (Scheme 4). The desired spirocyclic product **6** was obtained in 59% yield upon isolation, as a single diastereomer. Under the asymmetric reaction conditions employing (*R*)-binap as the chiral ligand, the same transformation afforded product **6** with high yield (69%) and 88% *ee*. Further screening of oxidizing reagents (other sources of Cu^{II}, Fe^{III}, phenyliodine(III) diacetate, and phenyliodine(III) bis(trifluoroacetate)) did not improve on these results. The enantiomeric excess of **6** matches exactly that of **5** obtained under the same reaction conditions for the conjugate addition (see Scheme 3). The high diastereoselectivity (>20:1 d.r.) achieved in the cyclization to **6** suggests that once the first stereocenter is established during the conjugate addition, it controls the formation of the two subsequent stereocenters.

We next focused our efforts on the scope of the reaction (Table 1). Linear alkyl Grignard reagents provided the desired products in good to excellent yields (entries 1–3) and good *ee* (entries 1–3, 5, and 6). The addition of *i*PrMgBr proceeded in good yield, but with lower enantioselectivity,

Table 1: Reaction scope of substituted 2-naphthols.



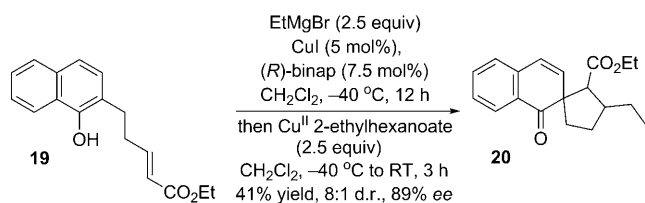
4: R¹ = H, n = 1 **15:** R¹ = OMe, n = 1 **6–12, 14, 16, 18**
13: R¹ = Br, n = 1 **17:** R¹ = H, n = 2

Entry ^[a]	Substrate	R ²	Product (d.r. ^[b])	Yield [%] ^[c]	<i>ee</i> [%] ^[d]
1	4	Et	6 (>20:1)	69	88
2	4	hexyl	7 (>20:1)	84	80
3	4	CH ₂ CH ₂ Ph	8 (>20:1)	51	80
4	4	<i>i</i> Pr	9 (>20:1)	70	54
5	4	but-3-enyl	10 (>20:1)	20	87
6	4	Me	11 (>20:1)	32	82
7	4	Ph	12 (>20:1)	8	0
8	13	Et	14 (>20:1)	63	83
9	15	Et	16 (>20:1)	63	89
10	17	Et	18 (>20:1)	13	94

[a] Reaction conditions: **4** (0.25 mmol) in CH₂Cl₂ (0.8 mL) was added over 1 h to a solution of CuI (5 mol%), (*R*)-binap (7.5 mol%), and Grignard reagent (2.5 equiv) in CH₂Cl₂ (0.4 mL) at –40 °C. The reaction mixture was stirred at –40 °C for 4–12 h, and solid copper(II) 2-ethylhexanoate (2.5 equiv) was added to the reaction mixture and warmed to RT. [b] Determined by ¹H NMR analysis of the crude reaction mixture. [c] Yield of isolated product. [d] Determined by HPLC on a chiral stationary phase.

which is common for this particular Grignard reagent in the copper-catalyzed asymmetric conjugate addition reaction (entry 4). Electron-withdrawing (entry 8) or electron-donating (entry 9) groups in the 6 position of the naphthol core were both compatible under the reaction conditions, and gave the cyclized products in good yields and enantioselectivities. The use of a Grignard reagent bearing a terminal olefin (entry 5), MeMgBr (entry 6),^[18] and PhMgBr (entry 7)^[19] afforded the products in lower yields either as a result of the reactivity of the Grignard reagent (entries 6 and 7) or instability towards the oxidative conditions (entry 5). Low or no enantioselectivity with PhMgBr in conjugate addition reactions is also common.^[1] Finally, cyclization of substrate **17** to afford a six-membered spirocyclic ring proceeded in a lower yield than the formation of a five-membered ring, but with the highest enantioselectivity (94%) achieved with this method (entry 10). Although it would appear at first glance that yields could be improved in a few cases, the high degree of structural and stereochemical complexity introduced in a single-pot operation makes this method highly valuable. Furthermore, current oxidative dearomatization processes are difficult, prone to side reactions, and are generally lower yielding.^[20]

To explore the synthesis of different spirocyclic architectures using this method, we employed 1-naphthol substrate **19**, with the pendant α,β -unsaturated ester in the 2-position. The desired product **20** was obtained in 41% yield and with a diastereoselectivity of 8:1 (Scheme 5). The enantioselectivity toward the major isomer was 89% *ee*.^[21]



Scheme 5. Reaction of 1-naphthol-based substrate bearing a pendant α,β -unsaturated ester.

To determine the absolute configuration of the spirocyclic products, we converted the ethyl ester of bromo-substituted product **14** into the corresponding carboxylic acid **22**. Slow diffusion of hexanes into a solution of **22** in ethyl acetate gave crystals suitable for X-ray diffraction, which established the absolute configuration of **22** (Figure 1).^[22]

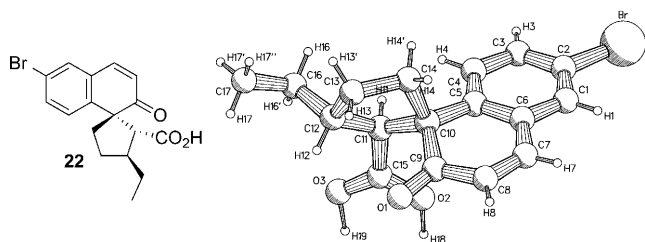


Figure 1. Ball-and-stick structure of **22**. (One half of a dimeric species shown.)

The X-ray crystal structure of **22** verifies the *trans* configuration between the ethyl and carboxylic acid substituents on the five-membered ring. The vicinal proton coupling constant measured for the *trans* substituents on the cyclopentane ring of **22** is $J = 9.4$ Hz. The analogous coupling constant for **14** (the ester precursor of **22**) is $J = 9.8$ Hz. Similarly, the vicinal coupling constant of these two protons for all the spirocyclic products (**6–12** and **16**) have values between $J = 9.8–10.0$ Hz. Owing to the similarity between the NMR spectra, we assume the absolute configuration to be the same for all products **6–12** and **16**.

The stereoselectivity in the formation of the quaternary center can be rationalized by comparison of the three-dimensional structures of **14** and its diastereomer **23** (Figure 2). Compound **14** (Figure 2) depicts the same absolute configuration as compound **22** (Figure 1). The three-dimensional structure of **14** shows the ester substituent positioned under the aromatic ring, where minimal interaction between all substituents can be achieved. This is the preferred diastereomer from the ring-closing reaction. In contrast, the three-dimensional structure of compound **23** clearly shows that if this diastereomer were to form, there would be both an electronic and steric clash between the carbonyl oxygen atom of the ethyl ester and the carbonyl unit of the cyclohexenone moiety.

The precise mechanism of the transformation described in here is not yet known. The oxidative coupling or dimerization of enolates with copper(II) 2-ethylhexanoate has been shown by Baran and co-workers to operate via a single-electron

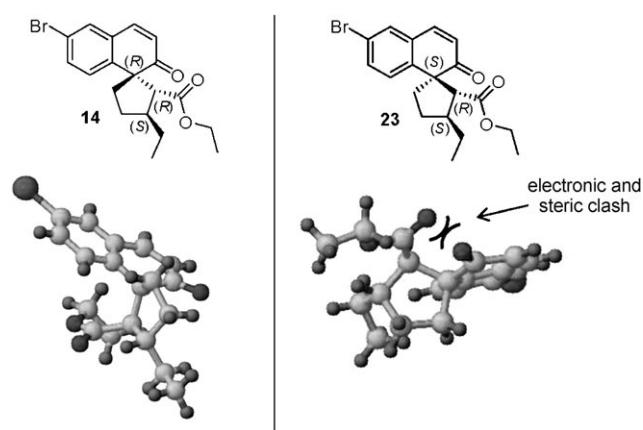


Figure 2. Comparison of the 3D structures of **14** and diastereomer **23**.

transfer (SET) mechanism, where both enolates may be bound to a single copper(II) atom.^[13d] Recent work by Roithová and Milko on the oxidative dimerization of naphthol, mediated by copper(II), indicates that it occurs via dinuclear clusters, where both naphthol units are activated towards dimerization by binding to their own copper(II) center through the phenoxy group.^[23] On the other hand, for the oxidation and dearomatization of phenols, an ionic mechanism was proposed by Quideau and co-workers in which an oxocyclohexadienylium cation is the intermediate at which nucleophilic substitution occurs.^[4b] So far, we are unable to distinguish between an ionic or radical mechanism for this reaction.

The benzofused spirocyclic cyclohexenone framework produced by this new method is present in a variety of pharmacologically active compounds (Scheme 1) such as potential ACAT inhibitors (**A**),^[24] inhibitors of HIF propyl hydroxylase (**B**),^[25] and RNA binding agents (**C**), which may have potential in developing therapeutic agents for HIV.^[26] Our method would allow for easy access to chiral analogues of these compounds, which now either are devoid of chirality or require numerous synthetic steps to access them.

In summary, we have developed a sequential asymmetric conjugate addition/oxidative cyclization of naphthol compounds for the synthesis of highly functionalized benzofused spirocyclic cyclohexenones. A high degree of molecular complexity was achieved in this one-pot transformation, along with the formation of three contiguous stereocenters. The chiral catalyst controls the configuration of the first stereocenter, achieving *ee* values of up to 94% and the subsequent two stereocenters are formed with high diastereoselectivity (up to >20:1), which is governed by the first stereocenter.

Experimental Section

General procedure for the copper(I)-catalyzed asymmetric conjugate addition/oxidative dearomatization reaction (Table 1): In an oven-dried Schlenk tube under nitrogen, CuI (2.38 mg, 13 μ mol, 5 mol%) and (*R*)-binap (6.38 mg, 19 μ mol, 7.5 mol%) in CH_2Cl_2 (0.4 mL) were stirred at RT for 15–30 min until a clear yellow solution resulted. The catalyst solution was cooled to -40°C and to this, ethylmagnesium

bromide (0.63 mmol, 2.5 equiv) was added. The reaction mixture was stirred at -40°C for an additional 10 min before a solution of the naphthol substrate (0.25 mmol, 1.0 equiv) in CH_2Cl_2 (0.8 mL) was added slowly to the reaction mixture over 1 h by syringe pump. The resulting reaction mixture was stirred at -40°C for 4–16 h until the reaction was complete (as evident by TLC). Copper(II) 2-ethylhexanoate (220 mg, 0.63 mmol, 2.5 equiv) was added to the reaction mixture in one portion at -40°C . The mixture was further diluted with CH_2Cl_2 (0.5–2.0 mL) if necessary, allowed to warm to RT and stirred at RT for an additional 5–16 h. The reaction was quenched with saturated aqueous ammonium chloride (5 mL) and the organic layer was separated. The aqueous phase was extracted with CH_2Cl_2 (2×5 mL). The combined organic layers were washed with a 10% aqueous ammonia solution and brine, separated, dried over MgSO_4 , filtered, and the solvent removed under reduced pressure. The crude product was purified by column chromatography on silica gel using pentane/diethyl ether. The *ee* value was determined by HPLC on a chiral stationary phase.

Received: March 23, 2011

Published online: May 12, 2011

Keywords: asymmetric catalysis · conjugate addition · dearomatization · oxidation · spiro compounds

- [1] a) S. R. Harutyunyan, T. den Hartog, K. Geurts, A. J. Minnaard, B. L. Feringa, *Chem. Rev.* **2008**, *108*, 2824–2852; b) A. Alexakis, J. E. Bäckvall, N. Krause, O. Pàmies, M. Diéguez, *Chem. Rev.* **2008**, *108*, 2796–2823.
- [2] a) H.-C. Guo, J.-A. Ma, *Angew. Chem.* **2006**, *118*, 362–375; *Angew. Chem. Int. Ed.* **2006**, *45*, 354–366; b) T. Jerphagnon, M. G. Pizzuti, A. J. Minnaard, B. L. Feringa, *Chem. Soc. Rev.* **2009**, *38*, 1039–1075; c) D. Stolz, U. Kazmaier, *Metal Enolates as Synthons in Organic Chemistry in Chemistry of Metal Enolates*, Wiley, Chichester, **2009**, pp. 355–409.
- [3] For an example of our studies in this area, see: a) G. P. Howell, S. P. Fletcher, K. Geurts, B. ter Horst, B. L. Feringa, *J. Am. Chem. Soc.* **2006**, *128*, 14977–14985; for other selected examples, see: b) K. Oisaki, D. Zhao, M. Kanai, M. Shibasaki, *J. Am. Chem. Soc.* **2007**, *129*, 7439–7443; c) T. Arai, N. Yokoyama, *Angew. Chem.* **2008**, *120*, 5067–5070; *Angew. Chem. Int. Ed.* **2008**, *47*, 4989–4992; d) S. Guo, Y. Xie, X. Hu, C. Xia, H. Huang, *Angew. Chem.* **2010**, *122*, 2788–2791; *Angew. Chem. Int. Ed.* **2010**, *49*, 2728–2731; e) M. Welker, S. Woodward, A. Alexakis, *Org. Lett.* **2010**, *12*, 576–579.
- [4] a) A. Pelter, S. M. A. Elgendy, *J. Chem. Soc. Perkin Trans. 1* **1993**, 1891–1896; for a review, see: b) S. Quideau, L. Pouységu, D. Defieux, *Synlett* **2008**, 467–495.
- [5] For selected reviews, see: a) A. I. Scott, *Q. Rev. Chem. Soc.* **1965**, *19*, 1–35; b) D. H. R. Barton, *Chem. Ber.* **1967**, *100*, 330–337; c) T. Kametani, K. Fukumoto, *Synthesis* **1972**, 657–674; d) D. H. R. Barton, *Half a Century of Free Radical Chemistry*, Cambridge University Press, New York, **1993**, pp. 7–20.
- [6] For examples of oxidative dearomatization processes in natural product synthesis, see: a) G. Scheffler, H. Seike, E. J. Sorensen, *Angew. Chem.* **2000**, *112*, 4783–4785; *Angew. Chem. Int. Ed.* **2000**, *39*, 4593–4596; b) J. Zhu, J. A. Porco, Jr., *Org. Lett.* **2006**, *8*, 5169–5171; c) A. Bérubé, I. Drutu, J. L. Wood, *Org. Lett.* **2006**, *8*, 5421–5424; d) L. H. Mejorado, T. R. R. Pettus, *J. Am. Chem. Soc.* **2006**, *128*, 15625–15631; e) S. P. Cook, A. Polara, S. J. Danishefsky, *J. Am. Chem. Soc.* **2006**, *128*, 16440–16441; f) J. Gagnepain, F. Castet, S. Quideau, *Angew. Chem.* **2007**, *119*, 1555–1557; *Angew. Chem. Int. Ed.* **2007**, *46*, 1533–1535.
- [7] N. T. Vo, R. D. M. Pace, F. O'Hara, M. J. Gaunt, *J. Am. Chem. Soc.* **2008**, *130*, 404–405.
- [8] K. L. Jensen, P. T. Franke, L. T. Nielsen, K. Daasbjerg, K. A. Jørgensen, *Angew. Chem.* **2010**, *122*, 133–137; *Angew. Chem. Int. Ed.* **2010**, *49*, 129–133.
- [9] a) S. L. Schreiber, *Science* **2000**, *287*, 1964–1969; b) S. L. Schreiber, *Nature* **2009**, *457*, 153–154.
- [10] D. Magdziak, S. J. Meek, T. R. R. Pettus, *Chem. Rev.* **2004**, *104*, 1383–1430.
- [11] a) E. J. Corey, A. Guzman-Perez, *Angew. Chem.* **1998**, *110*, 402–415; *Angew. Chem. Int. Ed.* **1998**, *37*, 388–401; b) M. Sannigrahi, *Tetrahedron* **1999**, *55*, 9007–9071; c) R. Pradhan, M. Patra, A. K. Behera, B. K. Mishra, R. K. Behera, *Tetrahedron* **2006**, *62*, 779–828; d) S. Kotha, A. C. Deb, K. Lahiri, E. Manivannan, *Synthesis* **2009**, 165–193.
- [12] a) L. H. Pettus, R. W. Van De Water, T. R. R. Pettus, *Org. Lett.* **2001**, *3*, 905–908; b) L. H. Mejorado, C. Hoarau, T. R. R. Pettus, *Org. Lett.* **2004**, *6*, 1535–1538; c) J. Zhu, N. P. Grigoriadis, J. P. Lee, J. A. Porco, Jr., *J. Am. Chem. Soc.* **2005**, *127*, 9342–9343; d) reference [6d]; e) J. Qi, J. A. Porco, Jr., *J. Am. Chem. Soc.* **2007**, *129*, 12682–12683; f) T. Dohi, A. Maruyama, N. Takenaga, K. Senami, Y. Minamitsuji, H. Fujioka, S. B. Caemmerer, Y. Kita, *Angew. Chem.* **2008**, *120*, 3847–3850; *Angew. Chem. Int. Ed.* **2008**, *47*, 3787–3790; g) reference [7]; h) S. Dong, J. Zhu, J. A. Porco, Jr., *J. Am. Chem. Soc.* **2008**, *130*, 2738–2739; i) reference [8]; j) M. Uyanik, T. Yasui, K. Ishihara, *Angew. Chem.* **2010**, *122*, 2221–2223; *Angew. Chem. Int. Ed.* **2010**, *49*, 2175–2177.
- [13] For other recent oxidative enolate coupling strategies using Cu^{II} , see: a) P. S. Baran, J. M. Richter, *J. Am. Chem. Soc.* **2004**, *126*, 7450–7451; b) P. S. Baran, J. M. Richter, D. W. Lin, *Angew. Chem.* **2005**, *117*, 615–618; *Angew. Chem. Int. Ed.* **2005**, *44*, 609–612; c) P. S. Baran, M. P. DeMartino, *Angew. Chem.* **2006**, *118*, 7241–7244; *Angew. Chem. Int. Ed.* **2006**, *45*, 7083–7086; d) M. P. DeMartino, K. Chen, P. S. Baran, *J. Am. Chem. Soc.* **2008**, *130*, 11546–11560; for a catalytic asymmetric conjugate addition/oxidative coupling sequence of enolates, see: e) M. D. Clift, R. J. Thomson, *J. Am. Chem. Soc.* **2009**, *131*, 14579–14583.
- [14] a) S.-Y. Wang, S.-J. Ji, T.-P. Loh, *J. Am. Chem. Soc.* **2007**, *129*, 276–277; b) S.-Y. Wang, T.-K. Lum, S.-J. Ji, T.-P. Loh, *Adv. Synth. Catal.* **2008**, *350*, 673–677; c) S.-Y. Wang, T.-P. Loh, *Chem. Commun.* **2010**, 46, 8694–8703.
- [15] a) F. López, S. R. Harutyunyan, A. Meetsma, A. J. Minnaard, B. L. Feringa, *Angew. Chem.* **2005**, *117*, 2812–2816; *Angew. Chem. Int. Ed.* **2005**, *44*, 2752–2756.
- [16] A comparison of structure vs. *ee* achieved during the conjugate addition revealed that for both naphthol and phenol substrates, the proximity of the hydroxy moiety to the α,β -unsaturated ester unit has an impact on the attainable level of enantioselectivity. See the Supporting Information for details.
- [17] For precedence regarding the oxidation of naphthols with Cu^{II} , see: a) B. Feringa, H. Wynberg, *Tetrahedron Lett.* **1977**, *18*, 4447–4450; b) B. Feringa, H. Wynberg, *Bioorg. Chem.* **1978**, *7*, 397–408.
- [18] The conjugate addition of MeMgBr to α,β -unsaturated esters requires specific reaction conditions to proceed in high yield and *ee*. See reference [14b].
- [19] A by-product of compound **12**, where 1,2-addition of PhMgBr has occurred on the ethyl ester moiety to afford the aryl ketone, accounts for an additional 16% of the reaction mixture.
- [20] a) P. Wipf, Y. Kim, H. Jahn, *Synthesis* **1995**, 1549–1561; b) reference [12d]; c) the development of a novel highly selective catalytic oxidative dearomatization process, in particular for phenols, is ongoing.
- [21] 1-Naphthol substrate **21** with the pendant α,β -unsaturated ester in the 4-position, only afforded trace amounts of the desired product despite numerous attempts at its isolation. See the Supporting Information for substrate synthesis.

- [22] CCDC 816689 contains the supplementary crystallographic data for this paper. These data can be obtained free of charge from The Cambridge Crystallographic Data Centre via www.ccdc.cam.ac.uk/data_request/cif.
- [23] J. Roithová, P. Milko, *J. Am. Chem. Soc.* **2010**, *132*, 281–288.
- [24] B. K. Trivedi, A. Holmes, T. S. Purchase, A. D. Essenburg, K. L. Hamelhele, B. R. Krause, M. K. Shaw Hes, R. L. Stanfield, *Bioorg. Med. Chem. Lett.* **1995**, *5*, 2229–2234.
- [25] J. R. Allen, K. Biswas, M. C. Bryan, R. Burli, G.-Q. Cao, M. J. Frohn, J. E. Golden, S. Mercede, S. Neira, T. Peterkin, A. J. Pickrell, A. Reed, C. M. Tegley, X. Wang, WO 2008/076427A2, **2008**.
- [26] Z. Xiao, N. Zhang, Y. Lin, G. B. Jones, I. H. Goldberg, *Chem. Commun.* **2006**, 4431–4433.
-