



Published in final edited form as:

J Am Chem Soc. 2019 February 20; 141(7): 3006–3013. doi:10.1021/jacs.8b11395.

Catalytic Hydrothiolation: Counter-ion Controlled Regioselectivity

Xiao-Hui Yang[†], Ryan T. Davison[†], Shao-Zhen Nie^{†,‡}, Faben A. Cruz[†], Tristan M. McGinnis[†], and Vy M. Dong^{*,†}

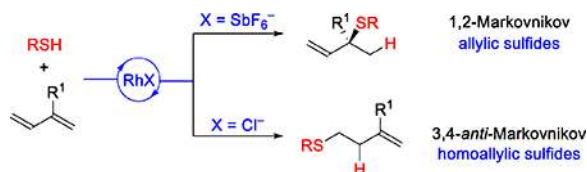
[†]Department of Chemistry, University of California, Irvine, California 92697, United States

[‡]College of Pharmacy, Liaocheng University, Liaocheng, Shandong 252059, China

Abstract

In this article, we expand upon the catalytic hydrothiolation of 1,3-dienes to afford either allylic or homoallylic sulfides with high regiocontrol. Mechanistic studies support a pathway where regioselectivity is dictated by the choice of counter-ion associated with the Rh-center. Non-coordinating counter-ions, such as SbF_6^- , allow for η^4 -diene coordination to Rh-complexes and result in allylic sulfides. In contrast, coordinating counter-ions, such as Cl^- , favor neutral Rh-complexes where the diene binds η^2 to afford homoallylic sulfides. We propose mechanisms that rationalize a fractional dependence on thiol for the 1,2-Markovnikov hydrothiolation while accounting for an inverse dependence on thiol in the 3,4-*anti*-Markovnikov pathway. Through the hydrothiolation of an essential oil (β -farnesene), we achieve the first enantioselective synthesis of (–)-agelasidine A.

Graphical Abstract



Introduction

Given the value of organosulfur compounds as metabolites and medicines,¹ synthetic chemists strive to develop versatile methods for accessing these motifs.² Both allylic and homoallylic sulfides, as well as their respective derivatives (e.g., sulfones and thioesters), comprise natural products and analogs with a wide range of bioactivities (Figure 1A).³ The hydrothiolation of olefins and dienes represents an atom-economical strategy⁴ for constructing C–S bonds.^{5,6} Despite its high atom economy, hydrothiolation remains an

*Corresponding Author dongv@uci.edu.

The authors declare no competing financial interests.

ASSOCIATED CONTENT

The Supporting Information is available free of charge on the ACS Publications website.

Experimental procedures and spectral data for all new compounds (PDF)

unexploited strategy for the synthesis of complex targets and further development is warranted. Breit demonstrated an enantioselective hydrothiolation of allenes to generate allylic sulfides *via* Rh-catalysis (Figure 1B).^{7a, 7b} Using Au-catalysis, the He group achieved the hydrothiolation of 1,3-dienes to access allylic sulfides, with excellent 3,4-Markovnikov selectivity, albeit as racemic mixtures (Figure 1C).^{7c} Our laboratory recently communicated the first enantioselective 1,2-Markovnikov hydrothiolation of 1,3-dienes to generate allylic sulfides (Figure 1C).⁸ Although hydrothiolations have been developed to access allylic sulfides, selective access to the homoallylic isomer has been elusive.

In this article, to expand the power of diene hydrothiolation, we focused on elucidating the mechanism for the 1,2-Markovnikov hydrothiolation. In theory, the addition of a thiol to an unsymmetrical diene (e.g., 2-phenyl-1,3-diene), can afford up to 11 isomers.⁹ Yet, the use of cationic Rh and a bidentate phosphine ligand afforded secondary and tertiary sulfide motifs with excellent regioselectivity and enantioselectivity. By studying the mechanism, we determine the fundamental steps that govern regiocontrol. Guided by these insights, we then focused on developing a complementary hydrothiolation to provide access to the homoallylic sulfide (Figure 1C). While regiodivergent hydrothiolation of dienes has not previously been reported, Hull demonstrated regiodivergent hydrothiolations of allylic amines by choice of ligand on Rh.¹⁰ Regiodivergent hydrosilylation of 1,3-dienes has been reported by Ritter through the use of an Fe versus Pt catalyst.¹¹ In this study, we enable access to homoallylic sulfides by simply changing the counter ion that coordinates to Rh from non-coordinating (SbF_6^-) to coordinating (Cl^-). The scope and mechanism of this new hydrothiolation of 1,3-dienes is presented. Within this article, we also showcase hydrothiolation in the first enantioselective synthesis of (–)-agelasidine A, a natural product that bears a chiral tertiary sulfide derived motif (Figure 1A).

Results and Discussion

In our previous studies, we observed that different 1,3-diene substitution patterns require the use of different ligand families for optimal results (Figure 2).⁸ By using this empirical guide, one can identify either the desired product or the commodity diene of choice to functionalize. For cyclic, 1-substituted, 1,2-disubstituted, and 2,3-disubstituted dienes, we found that the BINAP ligand family is best for furnishing enantioenriched allylic sulfides. Whereas 2-substituted dienes require the use of the Josiphos ligand family. The Garphos ligand scaffold provides good yields and enantioselectivities for 1,3-butadiene. In an effort to better understand the catalyst design and its effects on the hydrofunctionalizations of dienes, we interrogated the hydrothiolation mechanism to elucidate the factors that affect selectivity.

Mechanism of 1,2-Markovnikov hydrothiolation of 1,3-dienes

On the basis of both literature precedence and the following mechanistic studies, we propose the 1,2-Markovnikov hydrothiolation mechanism depicted in Figure 3. Ligand exchange between 1,5-cyclooctadiene (cod) with a bidentate phosphine ligand, thiol **1**, and diene **2** generates intermediate **I**. In the turnover limiting step, oxidative addition results in formation of a η^4 -diene coordinated Rh–H intermediate **II**.¹² Subsequent 1,4-insertion of the diene into

the Rh–H furnishes Rh- π -allyl intermediate **III**.¹³ Intermediate **III** undergoes reductive elimination to provide **IV**, where product **3** remains coordinated to Rh. Ligand exchange of product **3** with thiol **1** and diene **2** regenerates the Rh catalyst **I**.

For the model system, we chose to study the mechanism using an achiral ligand, Xantphos, because we previously observed that it is an effective ligand for the transformation.⁸ This bidentate ligand bears a coordinating oxygen atom that can act as a hemilabile ligand.¹⁴ Our initial mechanistic studies used thiophenol (**1a**) and myrcene (**2a**) to explore the kinetic profile of the transformation. We found a first-order dependence on the catalyst and a zeroth-order dependence on diene **2a**, which is consistent with a mechanism where the Rh complex **I** is saturated with diene **2**, or diene **2** coordination occurs after the turnover limiting step (Figure 3). We found that thiophenol (**1a**) can participate in two reaction pathways: desired hydrothiolation (path a) or dimerization (path b).¹⁵ Thiophenol (**1a**) dimerization increases proportionally with its concentration. When adding bis(4-methoxyphenyl) disulfide to a mixture of thiophenol with myrcene under the standard conditions, we observe crossover products, which suggests that thiol dimerization (path b) is reversible (see SI, Figure S4). In accordance with these competing pathways, we observe a fractional-order dependence (0.4) on thiophenol (**1a**).

We also performed deuterium-labeling experiments to further probe the mechanism (Figure 4). When subjecting deuterated thiophenol (**d-1a**) and myrcene (**2a**) to the standard conditions, we found that the recovered diene starting material **2a** exhibits no deuterium incorporation (eq 1). This lack of scrambling supports our proposal that Rh–H insertion is an irreversible step in the catalytic cycle. However, we observed deuterium scrambling in the allylic sulfide product **d-3aa**. To examine the origin of this deuterium incorporation, we subjected a non-deuterated product **3aa** to a mixture of deuterated thiophenol (**d-1a**), Rh(cod)₂SbF₆, and Xantphos (eq 2). We detected similar deuterium incorporation only in the terminal olefin moiety of **d-3aa'**. Collectively, these results suggest that deuterium scrambling in product **3aa** occurs from a pathway external to the catalytic cycle. We hypothesize that intermediate **IV** can undergo oxidative addition to an equivalent of thiol to form complex **V** (Figure 3). Subsequent reversible Rh–H insertion into the terminal olefin results in the deuterium scrambling observed in **d-3aa**.

Next, we studied key steps of the hydrothiolation by NMR spectroscopy. First, we monitored a mixture of thiophenol (**1a**), Rh(cod)₂SbF₆ (10 mol%), and Xantphos (10 mol%) in DCE-*d*₄ by ¹H NMR analysis. A resonance at –13.5 ppm was observed in less than ten minutes at room temperature in the ¹H NMR spectrum, which is consistent with previously reported values for Rh–H complexes.¹⁶ This observation suggests that a Rh–H is rapidly generated from the catalyst precursor Rh(cod)₂SbF₆ in the presence of Xantphos and thiophenol (**1a**). While observation of a Rh–hydride does not necessitate its involvement in catalysis, we found that this hydride species is consumed when treated with an equivalent of diene (myrcene, **2a**). In this stoichiometric experiment, we observe formation of a new Rh-complex with non-equivalent phosphine resonances in the ³¹P NMR spectrum at –40 °C [a pair of doublet of doublet signals ($\delta = 26.6$ ppm, $J_{\text{Rh-P}} = 174$ Hz, $J_{\text{P-P}} = 8$ Hz; $\delta = 16.0$ ppm, $J_{\text{Rh-P}} = 115$ Hz, $J_{\text{P-P}} = 8$ Hz)]. When we subjected the product **3aa** to a mixture of

Rh(cod)₂SbF₆ and Xantphos in DCE-*d*₄, we observed the same species by ³¹P NMR spectroscopy. Based on these results, we label Rh intermediate **V** as the resting state in the catalytic cycle (Figure 3).

To investigate the turnover limiting step, we carried out several kinetic experiments. First, a H/D kinetic isotope effect (*KIE*) experiment with thiophenol (**1a**) and deuterated thiophenol (**d-1a**) was performed. The initial rate constants were determined in parallel, and we observed a primary *KIE* ($k_H/k_D = 2.8$, Figure 5). Second, a Hammett plot was constructed, using various *p*-substituted thiophenols, to determine if there was a rate dependence on the electronic character of the thiol **1** partner (Figure 6). A relatively small ρ value (-0.22 ± 0.02) is observed with more electron-rich thiophenols undergoing hydrothiolation slightly faster. We hypothesize that the thiol initially coordinates to Rh to provide a transient species (see **I**, Figure 3), which then undergoes insertion of the Rh into the S–H bond to form the Rh–H species (see **II**). Electron-rich thiols can accelerate this process by stabilizing positive charge build up on the Rh-center during the transition state for oxidative addition.

Based on these mechanistic studies, we reason that the elementary steps from intermediate **II** to **IV** account for the observed regioselectivity (Figure 3). Hydrometallation occurs with the bulky Rh-center preferentially adding to the less sterically encumbered terminal position (C4). This net 1,4-insertion ultimately yields the Rh- π c-allyl intermediate **III**. Reductive elimination of **III** at the more-substituted position to form the branched product is preferred, which is consistent with other Rh-catalyzed alkyne, allene, and diene hydrofunctionalizations.¹⁷

When intermediate **II** bears a chiral thiolate ligand, the configuration appears to have little/no influence on the stereochemical outcome. Our initial report included an example of a chiral cysteine-derived thiol undergoing hydrothiolation to selectively give one diastereomer, depending on which enantiomer of the bisphosphine ligand was used (Figure 7, entry **A**).⁸ To elaborate on this observation, we investigated chiral secondary thiols, where the chiral information is closer to the Rh-center. Hydrothiolation occurs with high reactivity (**3cb** and **3db**, 83–92% yield, entry **B** and **C**), regioselectivity (>20:1 *rt*), and diastereoselectivity (>20:1 *dt*) when using chiral secondary thiols (**1c** and **1d**). These results demonstrate complete catalyst control when forging the C–S bond. Thus, chiral secondary thiols can be transformed to sulfides in a diastereodivergent fashion. With a better understanding of the 1,2-Markovnikov hydrothiolation mechanism, we set out to apply this asymmetric hydrothiolation methodology to the total synthesis of a natural product.

Total synthesis of (–)-agelasidine A

(–)-Agelasidine A (**4**), an antifungal and antimicrobial agent isolated from marine sponges of the genus *Agelas*,^{3b} has previously been synthesized as a racemate from farnesol. Ichikawa reported two different methods for the installation of the key tertiary sulfide moiety of (±)-agelasidine A; a [2,3]-sigmatropic rearrangement or hetero-Claisen rearrangement have been used to construct the C–S bond and access (±)-**4** in three and eight steps, respectively.¹⁸

We focused on intercepting an enantioenriched variant of sulfone **5**, which was previously elaborated to (\pm)-**4** in Ichikawa's synthesis (Figure 8). To achieve this goal, we focused on coupling β -farnesene (**2c**), which is a renewable feedstock found in many essential oils,¹⁹ and 2-mercaptoethyl acetate (**1e**). Referencing our hydrothiolation guide (Figure 2), the Josiphos ligand scaffold is the most promising choice for achieving high reactivity and selectivity because **2c** is a 2-substituted 1,3-diene. In line with this guide, we found that β -farnesene (**2c**) can be coupled with **1e** to give the tertiary sulfide **3ec** in 78% yield with high enantioselectivity (>99:1 *er*) when using a Josiphos ligand (R = Cy, Figure 2). Various methods have been developed to chemoselectively oxidize sulfides to the corresponding sulfones.²⁰ We observed high reactivity (77% yield) when using catalytic (NH₄)₆Mo₇O₂₄·4H₂O and H₂O₂ to oxidize sulfide **3ec** to sulfone **5**.²⁰ⁱ Following Ichikawa's report, we found that enantioenriched sulfone **5** could be transformed to (-)-agelasidine A (**4**, 67% yield) in the presence of excess guanidine.^{18c} Collectively, our approach requires only three steps from commercially available β -farnesene (**2c**) to afford enantioenriched (-)-**4** in 40% overall yield. We anticipate that this methodology will be applicable to other natural products and synthetic targets bearing C-S bonds.²¹

Development of 3,4-*anti*-Markovnikov hydrothiolation of 1,3-dienes

Based on the 1,2-Markovnikov mechanism depicted in Figure 3, we reasoned that it would be possible to access other hydrothiolation regioisomers by tuning the ligands²² and/or counter-ions on Rh. Previous reports have demonstrated that coordination modes of 1,3-dienes to a metal center can switch the observed regioselectivity of transition-metal catalyzed hydrofunctionalizations. For example, Ritter and coworkers found that η^4 -diene coordination provides 1,4-addition products,^{11a} whereas η^2 -diene coordination gives 3,4-*anti*-Markovnikov hydrosilylation products.^{11b} We envisioned using this concept to design a regiodivergent hydrothiolation of 1,3-dienes by switching from η^4 - to η^2 -diene binding. As shown in Figure 9, cationic Rh-precatalysts prefer η^4 -diene binding due to the presence of two open coordination sites. In contrast, a neutral Rh species would prefer η^2 -diene binding due to the availability of only one coordination site. Subsequent 1,2-insertion would lead to an intermediate **B** in which Rh adds to the less sterically hindered terminal position. Reductive elimination of this Rh-alkyl species **B** would yield homoallylic sulfides **6**.

To begin our study, we chose isoprene (**2d**), a petroleum feedstock, and thiophenol (**1a**) as model substrates (Figure 10). Since **6ad** is achiral, we focused on identifying an achiral ligand for the 3,4-*anti*-Markovnikov hydrothiolation. In the early stages of 1,2-Markovnikov hydrothiolation development, we found that Xantphos is a viable choice for the ligand. Indeed, with a combination of Rh(cod)₂SbF₆ and Xantphos, the expected tertiary allylic sulfide **3ad** could be synthesized in 83% yield and >20:1 *rr* (entry 1). In stark contrast, when using the neutral [Rh(cod)Cl]₂ as a catalyst precursor, the homoallylic sulfide **6ad** was obtained in 74% yield and 1:>20 *rr* (entry 2). These results suggest that regioselectivity is controlled by the counter-ion on Rh (SbF₆⁻ vs Cl⁻), which is in line with our proposal (η^4 - vs η^2 -diene coordination).²³ Switching the counterion to I⁻ or MeO⁻ lowers the reactivity (18% and 49% yield, respectively, entries 3 and 4) while maintaining high regioselectivity (1:>20 *rr*). With further tuning, we found that [Rh(C₂H₄)₂Cl]₂ and bidentate phosphine ligand dppe furnishes **6ad** in 94% yield with 1:>20 *rr* in 3 hours (entry 5). Furthermore, with

this catalyst, we can lower the loading to 0.1 mol% and synthesize **6ad** on gram-scale (1.3 g) in 74% yield with 1:>20 *rr*.

With these optimal conditions, we examined the coupling of fifteen different thiols with isoprene (**2d**) to generate the corresponding homoallylic sulfides (Table 1A). High reactivity (**6bd–6sd**, 54–95% yield) and regioselectivity (>20:1 *rr*) are obtained with both aromatic and aliphatic thiol partners. This method is also compatible with heteroarene (**6nd**, **6od**), imide (**6sd**), amide (**6bd**), and ester (**6bd**) functionalities.

Next, we investigated the scope of the 1,3-diene partner in the 3,4-*anti*-Markovnikov hydrothiolation using thiophenol (**1a**) as a model thiol partner (Table 1B). Both aromatic and aliphatic 2-substituted 1,3-dienes are converted to the sulfide products (**6aa–6aj**) in high yields (60–95%). The electronics of the 2-aryl ring on the 1,3-diene has a noticeable effect on the regioselectivity of the transformation. Electron-rich 1,3-dienes (**6af**, **6ag**, >20:1 *rr*) yield higher regioselectivity than electron-poor 1,3-dienes (**6ah**, **6ai**, 13:1 and 8:1 *rr*, respectively). 3,4-*Anti*-Markovnikov hydrothiolation of butadiene (**2k**) provides the corresponding homoallylic sulfide (**6ak**) in 28% yield. A 2,3-disubstituted diene **2l** also transforms well to the homoallylic sulfide **6al** (73% yield). Moreover, myrcene (**2a**) could be converted to the corresponding homoallylic thiol **8** *via* a formal addition of H₂S, which consisted of 3,4-*anti*-Markovnikov hydrothiolation followed by deprotection (Table 1C).²⁴

Mechanism of 3,4-*anti*-Markovnikov hydrothiolation of 1,3-dienes

Based on kinetic studies and NMR experiments, we propose the mechanism shown in Figure 11A for the 3,4-*anti*-Markovnikov hydrothiolation of 1,3-dienes. Oxidative addition of thiol **1** with Rh provides intermediate **II'**. Two equivalents of thiol **1** can then associate to furnish the resting state **III'**. A similar off-cycle resting state with an Ir(III)–H complex bearing a six-membered ring formed from two hydrogen bonds to ethanol has been reported.²⁵ Intermediate **III'** displays a hydride resonance at –15.8 ppm with symmetrical phosphines [doublet ($\delta = 52.2$ ppm, $J_{\text{Rh-P}} = 94$ Hz)]. Moreover, a negative half-order dependence on thiol **1** supports the proposed side pathway.

In contrast to the η^4 -diene binding exhibited in **II** (Figure 3), we propose that the less substituted olefin coordinates to intermediate **II'** to form η^2 -diene coordinated Rh complex **IV'**. This diene binding mode is due to the presence of one coordination site and could be the foundation for the switch in regioselectivity. Insertion of the 1,3-diene into the Rh–H bond then provides the less sterically encumbered intermediate **V'**. The observed primary *KIE* ($k_{\text{H}}/k_{\text{D}} = 1.9$, Figure 11B) supports that either oxidative addition to the S–H bond or diene insertion into the Rh–H is turnover limiting. Given the first-order rate dependence on diene **2e** and catalyst (Figure 11A), as well as the results of deuterium incorporation into the allylic position of **d-6ae** (Figure 11C), we postulate diene insertion is the turnover limiting step. Rh- π -allyl **V'** then undergoes reductive elimination to yield intermediate **VI'**, which can perform a ligand exchange of product **6** with thiol **1** to regenerate Rh catalyst **I'**.

Conclusion

Hydrothiolation of 1,3-dienes provides an efficient and straightforward way to construct primary, secondary and tertiary C–S centers. A concise total synthesis of (–)-agelasidine A (**4**) exemplifies the facile use of this methodology in a synthetic setting. Allylic and homoallylic sulfides can be synthesized in a regiodivergent manner with the choice of the Rh-precatalyst. Mechanistic investigations shed light on the origin of the high regioselectivity observed for both hydrothiolations. Future efforts will focus on the development of a unified mechanistic approach for accessing different regioisomers of 1,3-diene hydrofunctionalizations.

Supplementary Material

Refer to Web version on PubMed Central for supplementary material.

ACKNOWLEDGMENT

Funding provided by UC Irvine, the National Institutes of Health (R35GM127071) and the National Science Foundation (CHE-1465263). Shao-Zhen Nie thanks Liaocheng University for a scholarship. Faben A. Cruz is grateful for an NSF Graduate Research Fellowship. We thank Dr. Peter Dornan (Amgen) and Jan Riedel for helpful discussion.

REFERENCES

- (1). For reviews, see: Ilardi EA; Vitaku E; Njardarson JT Data-Mining for Sulfur and Fluorine: An Evaluation of Pharmaceuticals To Reveal Opportunities for Drug Design and Discovery. *J. Med. Chem* 2014, 57, 2832–2842. [PubMed: 24102067] Feng M; Tang B; Liang SH; Jiang X Sulfur Containing Scaffolds in Drugs: Synthesis and Application in Medicinal Chemistry. *Curr. Top. Med. Chem* 2016, 16, 1200–1216. [PubMed: 26369815] Scott KA; Njardarson JT Analysis of US FDA-Approved Drugs Containing Sulfur Atoms. *Top. Curr. Chem* 2018, 376, 5.
- (2). For reviews on C–S bond formation, see: Kondo T; Mitsudo T-A Metal-Catalyzed Carbon-Sulfur Bond Formation. *Chem. Rev* 2000, 100, 3205–3220. [PubMed: 11749318] Arisawa M; Yamaguchi M Transition-metal-catalyzed synthesis of organosulfur compounds. *Pure Appl. Chem* 2008, 80, 993–1003. Chauhan P; Mahajan S; Enders D Organocatalytic Carbon-Sulfur Bond-Forming Reactions. *Chem. Rev* 2014, 114, 8807–8864. [PubMed: 25144663] Shen C; Zhang P; Sun Q; Bai S; Hor TSA; Liu X Recent advances in C–S bond formation *via* C–H bond functionalization and decarboxylation. *Chem. Soc. Rev* 2015, 44, 291–314. [PubMed: 25309983] Yu J-S; Huang H-M; Ding P-G; Hu X-S; Zhou F; Zhou J Catalytic Enantioselective Construction of Sulfur-Containing Tetrasubstituted Carbon Stereocenters. *ACS Catal.* 2016, 6, 5319–5344. Qiao A; Jiang X Recent developments in sulfur-carbon bond formation reaction involving thiosulfates. *Org. Biomol. Chem* 2017, 15, 1942–1946. For a review on enzymatic C–S bond formation, see: [PubMed: 28177013] Dunbar KL; Scharf DH; Litomska A; Hertweck C Enzymatic Carbon-Sulfur Bond Formation in Natural Product Biosynthesis. *Chem. Rev* 2017, 117, 5521–5577. [PubMed: 28418240]
- (3). (a) Bernström K; Hammarström S A novel leukotriene formed by transpeptidation of leukotriene E. *Biochem. Biophys. Res. Commun* 1982, 109, 800–804. [PubMed: 6130764] (b) Nakamura H; Wu H; Kobayashi J; Ohizumi Y Agelasidine-A, a novel sesquiterpene possessing antispasmodic activity from the okinawa sea sponge *Agelassp.* *Tetrahedron Lett.* 1983, 24, 4105–4108. (c) Sumiyoshi H; Wargovich MJ Chemoprevention of 1,2-Dimethylhydrazine-induced Colon Cancer in Mice by Naturally Occurring Organosulfur Compounds. *Cancer Res.* 1990, 50, 5084–5087. [PubMed: 2379172] (d) Arora A; Siddiqui IA; Shukla Y Modulation of p53 in 7,12-dimethylbenz[a]anthracene-induced skin tumors by diallyl sulfide in Swiss albino mice. *Mol. Cancer Ther* 2004, 3, 1459–1466. [PubMed: 15542785] (e) Arunkumar A; Vijayababu MR; Venkataraman P; Senthilkumar K; Arunakaran J Chemoprevention of Rat Prostate

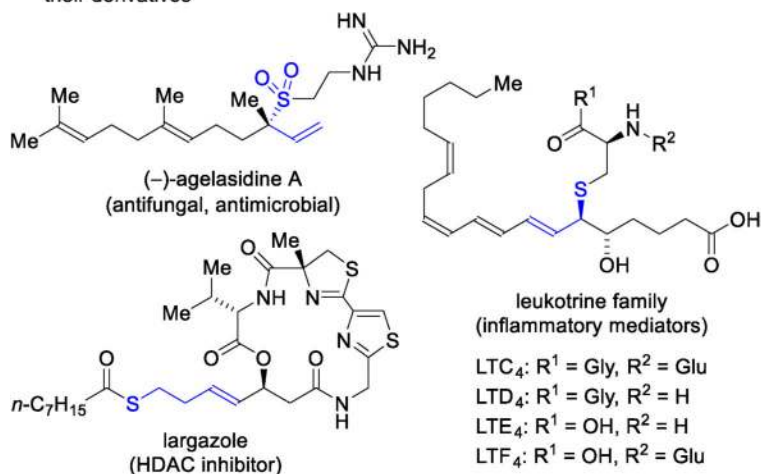
- Carcinogenesis by Diallyl Disulfide, an Organosulfur Compound of Garlic. *Biol. Pharm. Bull* 2006, 29, 375–379. [PubMed: 16462049] (f) Taori K; Paul VJ; Luesch H Structure and Activity of Largazole, a Potent Antiproliferative Agent from the Floridian Marine Cyanobacterium *Symploca* sp. *J. Am. Chem. Soc* 2008, 130, 1806–1807. [PubMed: 18205365]
- (4). Trost BM The atom economy--a search for synthetic efficiency. *Science* 1991, 254, 1471–1477. [PubMed: 1962206]
- (5). For select hydrothiolations of alkenes, see: Cabrero-Antonino JR; LeyvaPerez A; Corma A Iron-Catalysed Markovnikov Hydrothiolation of Styrenes. *Adv. Synth. Catal* 2012, 354, 678–687. Tamai T; Ogawa A Regioselective Hydrothiolation of Alkenes Bearing Heteroatoms with Thiols Catalyzed by Palladium Diacetate. *J. Org. Chem* 2014, 79, 5028–5035. [PubMed: 24786856] Tamai T; Fujiwara K; Higashimae S; Nomoto A; Ogawa A Gold-Catalyzed *Anti*-Markovnikov Selective Hydrothiolation of Unactivated Alkenes. *Org. Lett* 2016, 18, 2114–2117. [PubMed: 27057590] Yi H; Song C; Li Y; Pao C-W; Lee J-F; Lei A Single-Electron Transfer between CuX_2 and Thiols Determined by Extended X-Ray Absorption Fine Structure Analysis: Application in Markovnikov-Type Hydrothiolation of Styrenes. *Chem. Eur. J* 2016, 22, 18331–18334. [PubMed: 27862461] Mosaferi E; Ripsman D; Stephan DW The air-stable carbocation salt $[(\text{MeOC}_6\text{H}_4)\text{CPh}_2][\text{BF}_4]$ in Lewis acid catalyzed hydrothiolation of alkenes. *Chem. Commun* 2016, 52, 8291–8293. Teders M; Henkel C; Anhäuser L; Strieth-Kalthoff F; Gómez-Suárez A; Kleinmans R; Kahnt A; Rentmeister A; Guldi D; Glorius F The energy-transfer-enabled biocompatible disulfide–ene reaction. *Nat. Chem* 2018, 10, 981–988. [PubMed: 30082884] Kristensen SK; Laursen SLR; Taarning E; Skrydstrup T Ex Situ Formation of Methanethiol: Application in the Gold(I)-Promoted *Anti*-Markovnikov Hydrothiolation of Olefins. *Angew. Chem., Int. Ed* 2018, 57, 13887–13891. For review, see: Castarlenas R; Giuseppe AD; Pérez-Torrente JJ; Oro LA The Emergence of Transition-Metal-Mediated Hydrothiolation of Unsaturated Carbon-Carbon Bonds: A Mechanistic Outlook. *Angew. Chem., Int. Ed* 2013, 52, 211–222.
- (6). For select hydrofunctionalizations of 1,3-dienes, see: Zbieg JR; Yamaguchi E; McInturff EL; Krische MJ Enantioselective C–H Croylation of Primary Alcohols via Hydrohydroxyalkylation of Butadiene. *Science* 2012, 336, 324–327. [PubMed: 22442385] Chen Q-A; Kim DK; Dong VM Regioselective Hydroacylation of 1,3-Dienes by Cobalt Catalysis. *J. Am. Chem. Soc* 2014, 136, 3772–3775. [PubMed: 24588202] Saini V; O’Dair M; Sigman MS Synthesis of Highly Functionalized Tri- and Tetrasubstituted Alkenes via Pd-Catalyzed 1,2-Hydrovinylation of Terminal 1,3-Dienes. *J. Am. Chem. Soc* 2015, 137, 608–611. [PubMed: 25555197] Marcum JS; Roberts CC; Manan RS; Cervarich TN; Meek SJ Chiral Pincer Carbodicarbene Ligands for Enantioselective Rhodium-Catalyzed Hydroarylation of Terminal and Internal 1,3-Dienes with Indoles. *J. Am. Chem. Soc* 2017, 139, 15580–15583. [PubMed: 29058881] Jing SM; Balasanthiran V; Pagar V; Gallucci JC; RajanBabu TV Catalytic Enantioselective Heterodimerization of Acrylates and 1,3-Dienes. *J. Am. Chem. Soc* 2017, 139, 18034–18043. [PubMed: 29120629] Yang X-H; Lu A; Dong VM Intermolecular Hydroamination of 1,3-Dienes To Generate Homoallylic Amines. *J. Am. Chem. Soc* 2017, 139, 14049–14052. [PubMed: 28953374] Gui Y-Y; Hu N; Chen X-W; Liao L-L; Ju T; Ye JH; Zhang Z; Li J; Yu D-G Highly Regio- and Enantioselective Copper-Catalyzed Reductive Hydroxymethylation of Styrenes and 1,3-Dienes with CO_2 . *J. Am. Chem. Soc* 2017, 139, 17011–17014. [PubMed: 29125759] Thullen SM; Rovis T A Mild Hydroaminoalkylation of Conjugated Dienes Using a Unified Cobalt and Photoredox Catalytic System. *J. Am. Chem. Soc* 2017, 139, 15504–15508. [PubMed: 29048886] Adamson NJ; Hull E; Malcolmson SJ Enantioselective Intermolecular Addition of Aliphatic Amines to Acyclic Dienes with a Pd-PHOX Catalyst. *J. Am. Chem. Soc* 2017, 139, 7180–7183. [PubMed: 28453290] Adamson NJ; Wilbur KCE; Malcolmson SJ Enantioselective Intermolecular Pd-Catalyzed Hydroalkylation of Acyclic 1,3-Dienes with Activated Pronucleophiles. *J. Am. Chem. Soc* 2018, 140, 2761–2764. [PubMed: 29446922] Schmidt VA; Kennedy CR; Bezdek MJ; Chirik PJ Selective [1,4]-Hydrovinylation of 1,3-Dienes with Unactivated Olefins Enabled by Iron Diimine Catalysts. *J. Am. Chem. Soc* 2018, 140, 3443–3453 [PubMed: 29414238] Cheng L; Li M-M; Xiao L-J; Xie J-H; Zhou Q-L Nickel(0)-Catalyzed Hydroalkylation of 1,3-Dienes with Simple Ketones. *J. Am. Chem. Soc* 2018, 140, 11627–11630. [PubMed: 30183283]
- (7). (a) Pritzius AB; Breit B Asymmetric Rhodium-Catalyzed Addition of Thiols to Allenes: Synthesis of Branched Allylic Thioethers and Sulfones. *Angew. Chem., Int. Ed* 2015, 54, 3121–3125.

- (b)Pritzius AB; Breit B Z-Selective Hydrothiolation of Racemic 1,3-Disubstituted Allenes: An Atom-Economic Rhodium-Catalyzed Dynamic Kinetic Resolution. *Angew. Chem., Int. Ed* 2015, 54, 15818–15822.(c)Brouwer C; Rahaman R; He C Gold(I)-Mediated Hydrothiolation of Conjugated Olefins. *Synlett* 2007, 2007, 1785–1789.
- (8). Yang X-H; Davison RT; Dong VM Catalytic Hydrothiolation: Regio- and Enantioselective Coupling of Thiols and Dienes. *J. Am. Chem. Soc* 2018, 140, 10443–10446. [PubMed: 30091909]
- (9). See Supporting Information for details
- (10). Kennemur JL; Kortman GD; Hull KL Rhodium-Catalyzed Regiodivergent Hydrothiolation of Allyl Amines and Imines. *J. Am. Chem. Soc* 2016, 138, 11914–11919. [PubMed: 27547858]
- (11). (a)Wu JY; Stanzl BN; Ritter T A Strategy for the Synthesis of Well-Defined Iron Catalysts and Application to Regioselective Diene Hydrosilylation. *J. Am. Chem. Soc* 2010, 132, 13214–13216. [PubMed: 20809631] (b)Parker SE; Borgel J; Ritter T 1,2-Selective Hydrosilylation of Conjugated Dienes. *J. Am. Chem. Soc* 2014, 136, 4857–4860. [PubMed: 24650185]
- (12). For examples of oxidative addition of thiols with Rh-catalysts, see:Ogawa A; Ikeda T; Kimura K; Hirao T Highly Regio- and Stereocontrolled Synthesis of Vinyl Sulfides via Transition-Metal-Catalyzed Hydrothiolation of Alkynes with Thiols. *J. Am. Chem. Soc* 1999, 121, 5108–5114.Shoai S; Bichler P; Kang B; Buckley H; Love JA Catalytic Alkyne Hydrothiolation with Alkanethiols using Wilkinson's Catalyst. *Organometallics* 2007, 26, 5778–5781.Han L; Li Y; Liu T Theoretical investigation of the impact of ligands on the regiodivergent Rh-catalyzed hydrothiolation of allyl amines. *Dalton Trans.* 2018, 47, 150–158, and ref. 10
- (13). For the same sterically preferred 1,4-insertion into a Ir-H, see:Nguyen KD; Herkommer D; Krische MJ Enantioselective Formation of All-Carbon Quaternary Centers via C–H Functionalization of Methanol: Iridium-Catalyzed Diene Hydrohydroxymethylation. *J. Am. Chem. Soc* 2016, 138, 14210–14213. [PubMed: 27762549]
- (14). Xantphos is a hemilabile ligand that can coordinate through the oxygen atom, see:Ren P; Pike SD; Pernik I; Weller AS; Willis MC Rh–POP Pincer Xantphos Complexes for C–S and C–H Activation. Implications for Carbothiolation Catalysis. *Organometallics* 2015, 34, 711–723.
- (15). For the formation of a disulfide under iron-catalyzed alkene hydrothiolation, see: ref. 5a
- (16). For the resonance for Rh–H, see:Di Giuseppe A; Castarlenas R; Perez-Torrente JJ; Crucianelli M; Polo V; Sancho R; Lahoz FJ; Oro LA Ligand-Controlled Regioselectivity in the Hydrothiolation of Alkynes by Rhodium N-Heterocyclic Carbene Catalysts. *J. Am. Chem. Soc* 2012, 134, 8171–8183; and ref. 10 and 12a. [PubMed: 22536797]
- (17). For reviews, see:Koschker P; Breit B Branching Out: Rhodium-Catalyzed Allylation with Alkynes and Allenes. *Acc. Chem. Res.* 2016, 49, 1524–1536. [PubMed: 27455048] Haydl AM; Breit B; Liang T; Krische MJ Alkynes as Electrophilic or Nucleophilic Allylmetal Precursors in Transition-Metal Catalysis. *Angew. Chem., Int. Ed* 2017, 56, 11312–11325. For select papers, see:Chen Q-A; Chen Z; Dong VM Rhodium-Catalyzed Enantioselective Hydroamination of Alkynes with Indolines. *J. Am. Chem. Soc* 2015, 137, 8392–8395. [PubMed: 26107923] Yang X-H; Dong VM Rhodium-Catalyzed Hydrofunctionalization: Enantioselective Coupling of Indolines and 1,3-Dienes. *J. Am. Chem. Soc* 2017, 139, 1774–1777. [PubMed: 28128936]
- (18). (a)Ichikawa Y First synthesis of agelasidine A. *Tetrahedron Lett.* 1988, 29, 4957–4958. (b)Ichikawa Y; Kashiwagi T; Urano N A biomimetic synthesis of agelasidine A. *J. Chem. Soc., Chem. Commun* 1989, 987–988.(c)Ichikawa Y; Kashiwagi T; Urano N Biomimetic synthesis of agelasidine A. *J. Chem. Soc., Perkin Trans 1*, 1992, 1497–1500.
- (19). Simionatto E; Porto C; Stuker CZ; Dalcol II; da Silva UF Chemical composition and antimicrobial activity of the essential oil from *Aeolanthus suaveolens* Mart. ex Spreng. *Quim. Nova* 2007, 30, 1923–1925.
- (20). (a)Priebe W; Grynkiewicz G A facile and selective oxidation of sulfides to sulfones. *Tetrahedron Lett.* 1991, 32, 7353–7356.(b)Su W An efficient method for the oxidation of sulfides to sulfones. *Tetrahedron Lett.* 1994, 35, 4955–4958.(c)Beckerbauer R; Smart BE Oxidation of Electron-Deficient Sulfides to Sulfones Using HOF·UH₃CN. *J. Org. Chem* 1995, 60, 6186–6187.(d)Barton DHR; Li W; Smith JA Binuclear manganese complexes as catalysts in the selective and efficient oxidation of sulfides to sulfones. *Tetrahedron Lett.* 1998, 39, 7055–7058.(e)Choi S; Yang JD; Ji M; Choi H; Kee M; Ahn KH; Byeon SH; Baik W; Koo S Selective Oxidation of Allylic Sulfides

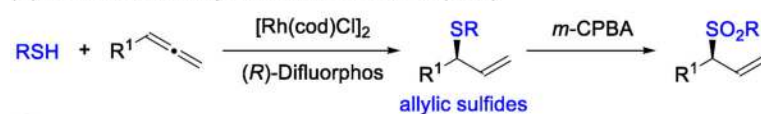
by Hydrogen Peroxide with the Trirutile-type Solid Oxide Catalyst LiNbMoO₆. *J. Org. Chem* 2001, 66, 8192–8198. [PubMed: 11722224] (f) Xu L; Cheng J; Trudell ML Chromium(VI) Oxide Catalyzed Oxidation of Sulfides to Sulfones with Periodic Acid. *J. Org. Chem* 2003, 68, 5388–5391. [PubMed: 12816505] (g) Shaabani A; Teimouri F; Lee DG Ion Exchange Catalysis in Oxidation of Organic Compounds with KMnO₄. *Synth. Commun* 2003, 33, 1057–1065. (h) Baciocchi E; Gerini MF; Lapi A Synthesis of Sulfoxides by the Hydrogen Peroxide Induced Oxidation of Sulfides Catalyzed by Iron Tetrakis(pentafluorophenyl)porphyrin: Scope and Chemoselectivity. *J. Org. Chem* 2004, 69, 3586–3589. [PubMed: 15132579] (i) Jeyakumar K; Chakravarthy DR; Chand DK Simple and efficient method for the oxidation of sulfides to sulfones using hydrogen peroxide and a Mo(VI) based catalyst. *Catal. Commun* 2009, 10, 1948–1951.

- (21) Paige Stout E; Yu LC; Molinski TF Antifungal Diterpene Alkaloids from the Caribbean Sponge *Agelas citrina*: Unified Configurational Assignments of Agelasidines and Agelasines. *Eur. J. Org. Chem* 2012, 5131–5135.
- (22) For a regiodivergent hydrothiolation controlled by ligand choice, see: ref. 10 and ref. 16.
- (23) For coordinating ability of anions to transition-metals, see: Diaz-Torres R; Alvarez S Coordinating ability of anions and solvents towards transition metals and lanthanides. *Dalton Trans.* 2011, 40, 10742–10750. [PubMed: 21927754]
- (24) Jin L; Wang J; Dong G Palladium-Catalyzed γ -C(sp³)-H Arylation of Thiols by a Detachable Protecting/Directing Group. *Angew. Chem, Int. Ed* 2018, 57, 12352–12355.
- (25) Wang Y; Huang Z; Leng X; Zhu H; Liu G; Huang Z Transfer Hydrogenation of Alkenes Using Ethanol Catalyzed by a NCP Pincer Iridium Complex: Scope and Mechanism. *J. Am. Chem. Soc* 2018, 140, 4417–4429. [PubMed: 29517232]

(A) Natural products and analogs containing an allylic or homoallylic sulfide and their derivatives



(B) Enantioselective hydrothiolation of allenes (Breit)



(C) Hydrothiolation of 1,3-dienes

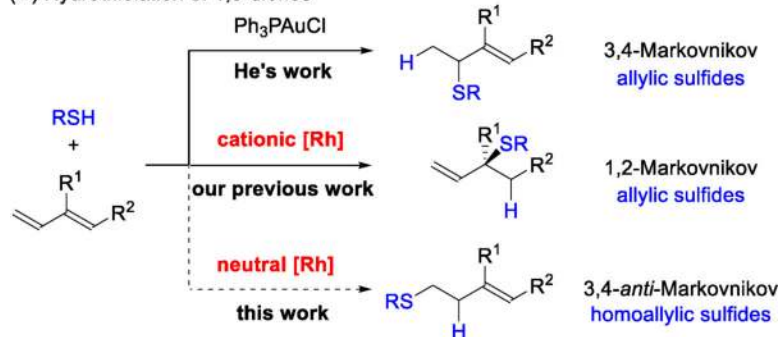


Figure 1. Inspiration for the regiodivergent hydrothiolation of 1,3-dienes.

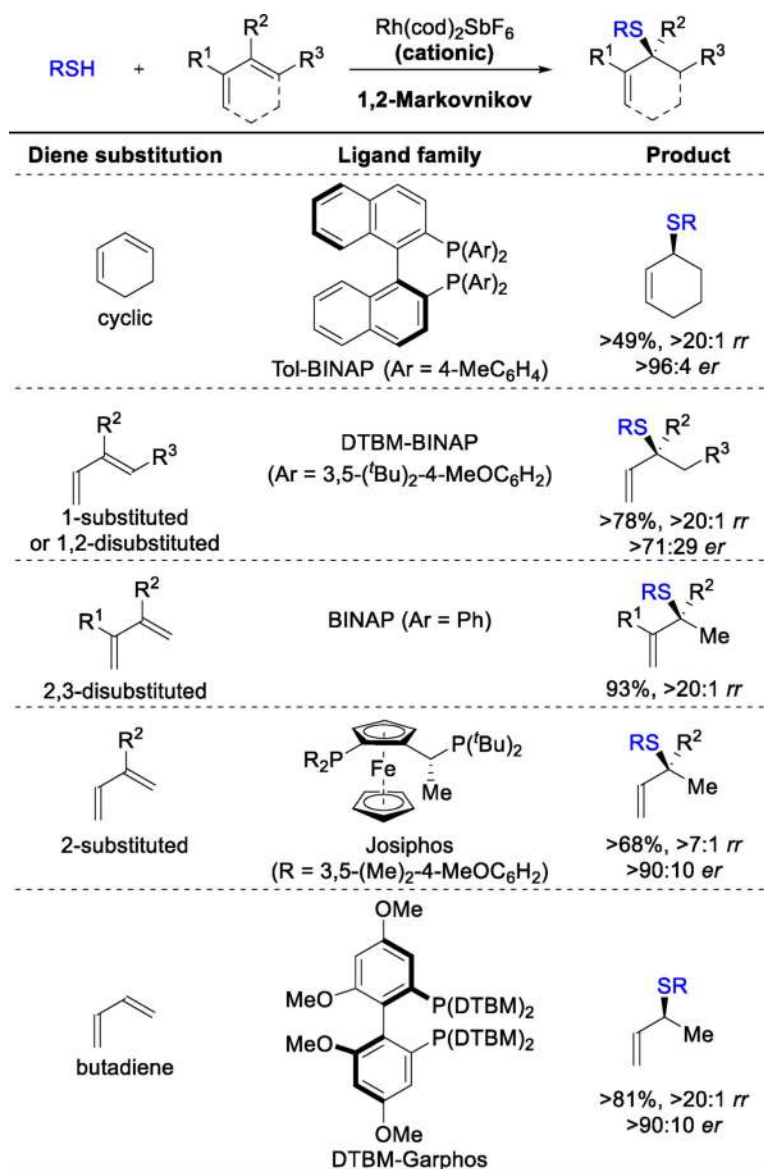


Figure 2. Empirical guide for optimal ligand choice for 1,2-Markovnikov hydrothiolation. Results previously published.⁸

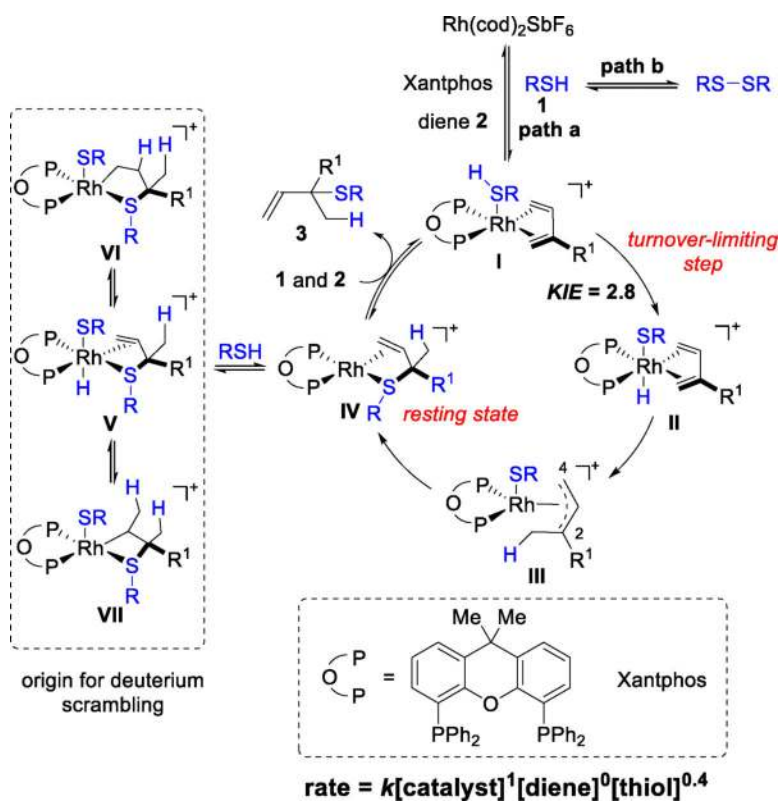


Figure 3. Proposed mechanism of 1,2-Markovnikov hydrothiolation of 1,3-dienes.

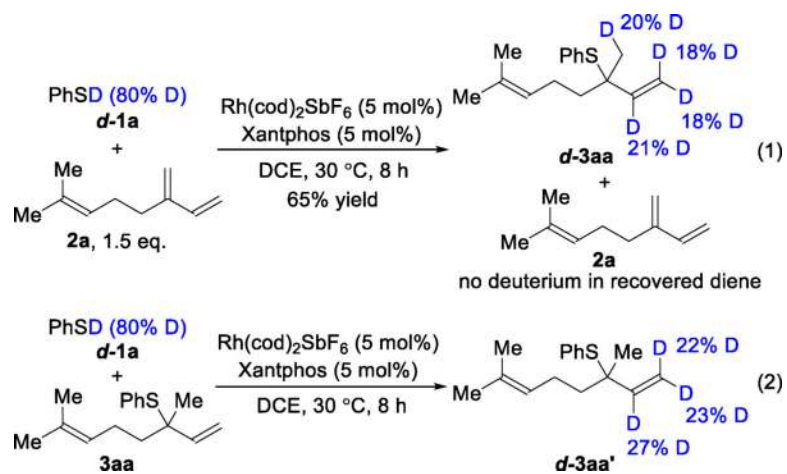


Figure 4. Deuterium-labeling studies for the 1,2-Markovnikov hydrothiolation of 1,3-dienes.

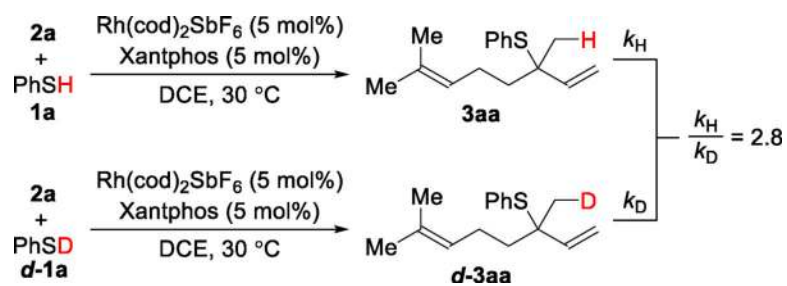


Figure 5. *KIE* from two parallel reactions using initial rates (1,2-Markovnikov).

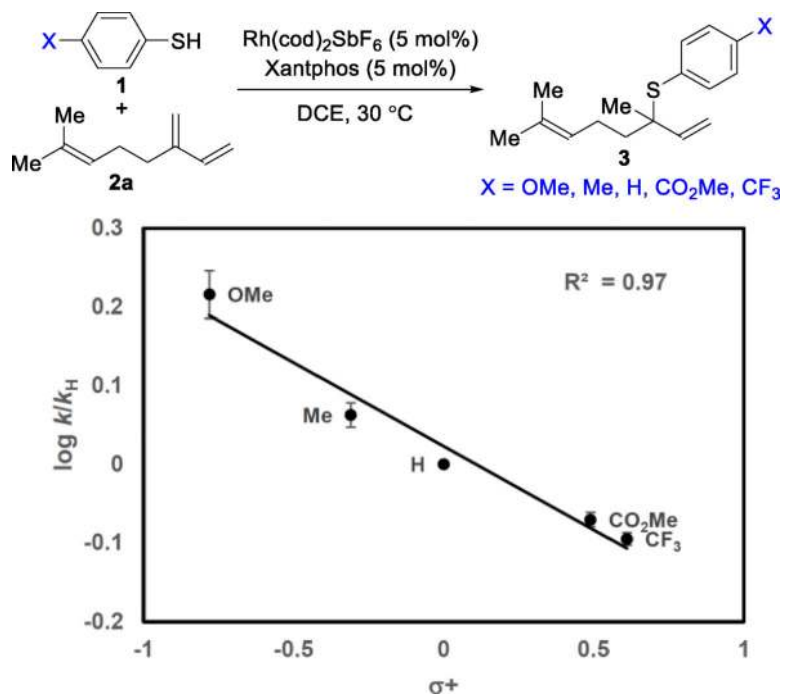


Figure 6. Hammett plot ($\log k/k_H = m\sigma^+ + b$ ($m = -0.22 \pm 0.02$; $b = 0.03 \pm 0.01$)).

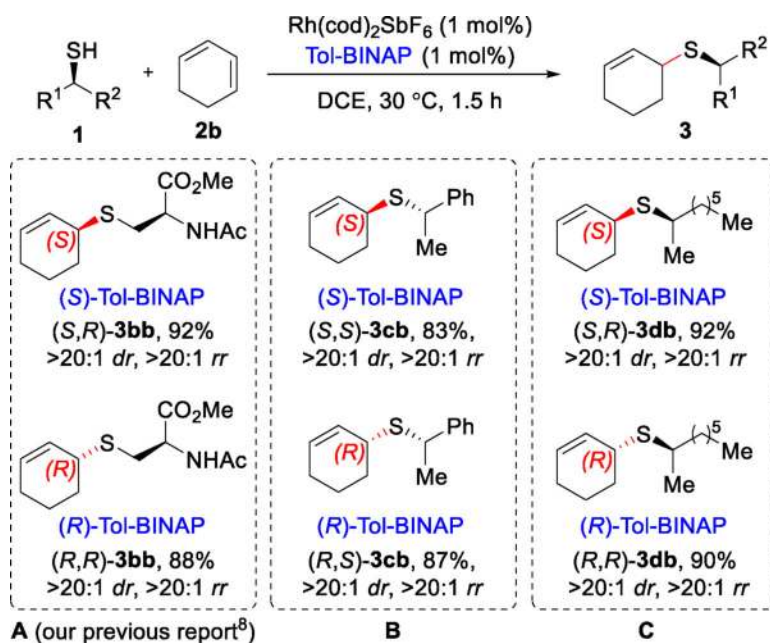
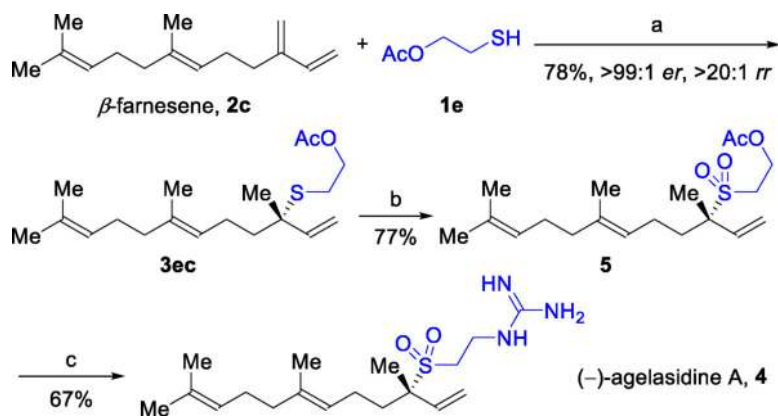


Figure 7.
Catalyst-controlled diastereoselective 1,2-Markovnikov hydrothiolation.

**Figure 8.**

Enantioselective synthesis of (-)-agelasidine A. Reagents and conditions: (a) Rh(cod)₂SbF₆ (5 mol%), Josiphos (5 mol%, R = Cy, Figure 2), DCE, 30 °C, 15 h. (b) (NH₄)₆Mo₇O₂₄·4H₂O (10 mol%), H₂O₂, MeOH, rt, 4 h. (c) NaH, EtOH, NH₂C(=NH)NH₂ · HCl, 1,4-dioxane, rt, 12 h.

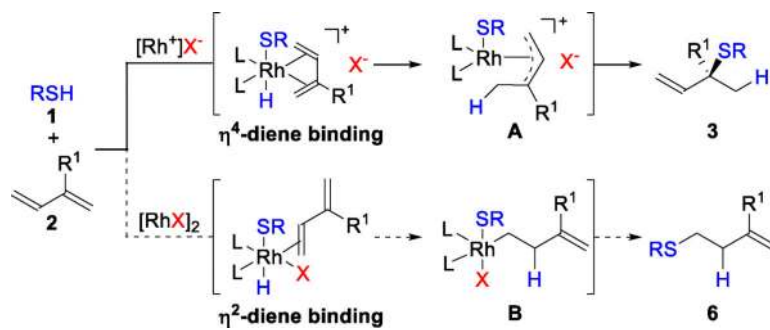


Figure 9.
Proposed counter-ion controlled regiodivergent hydrothiolations

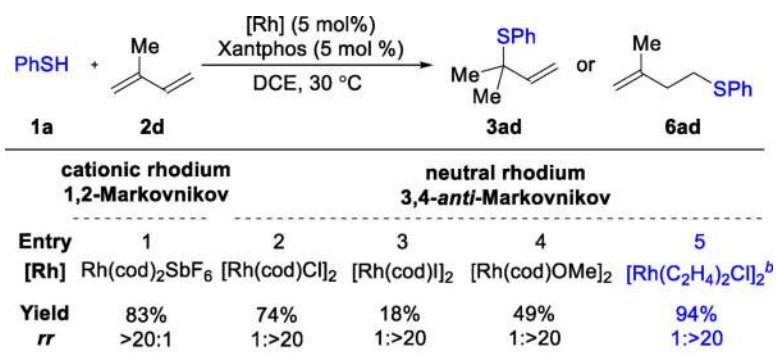


Figure 10.

Rh-precatalyst leads to a switch in regioselectivity

^a Reaction conditions: **1a** (0.1 mmol), **2d** (0.5 mmol), [Rh] (5 mol%), ligand (5 mol%), DCE (0.2 mL), 15 h. Isolated yield. Regioselectivity ratio (*rr*) is the ratio of **3ad** to **6ad**, which is determined by ¹H NMR analysis of reaction mixture. ^b Using dppe as ligand, 3 h.

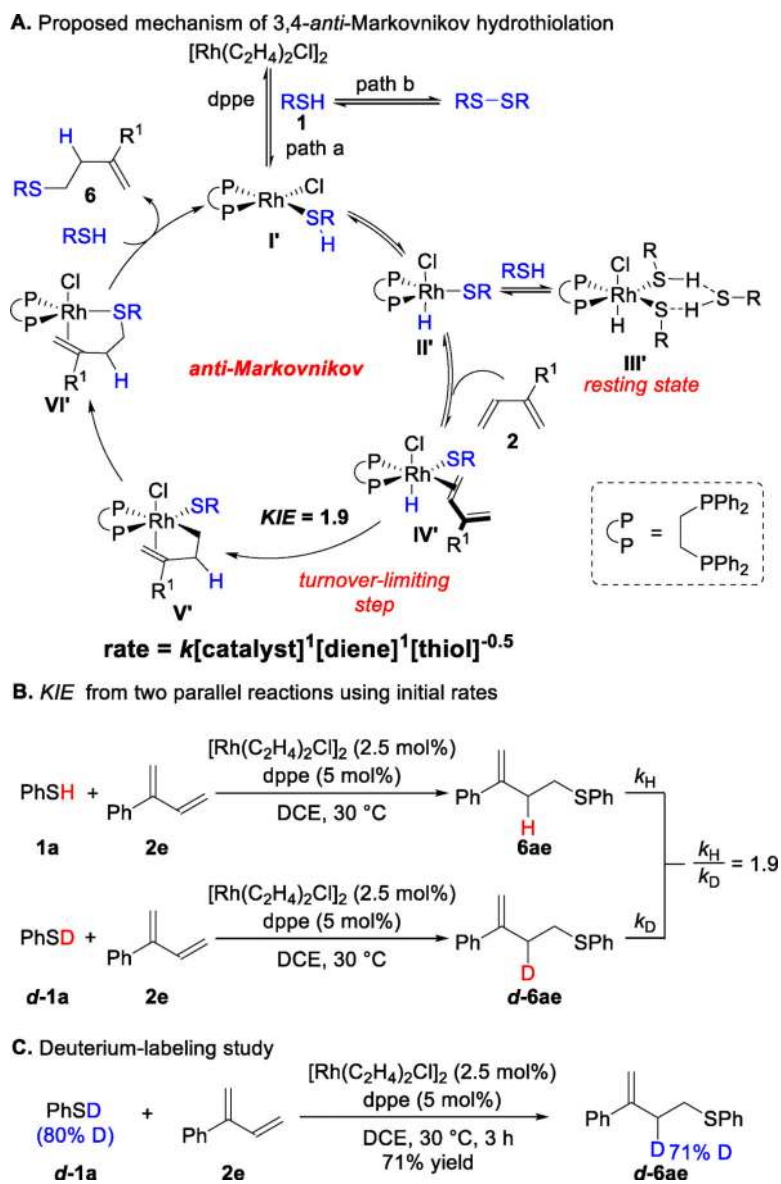
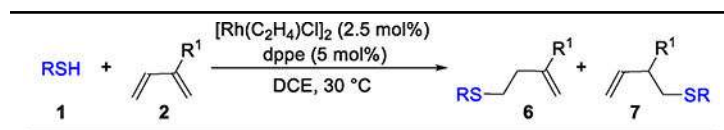
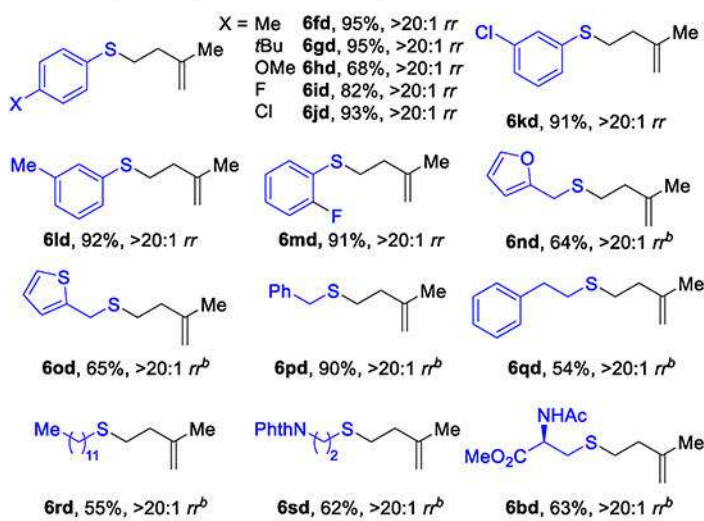
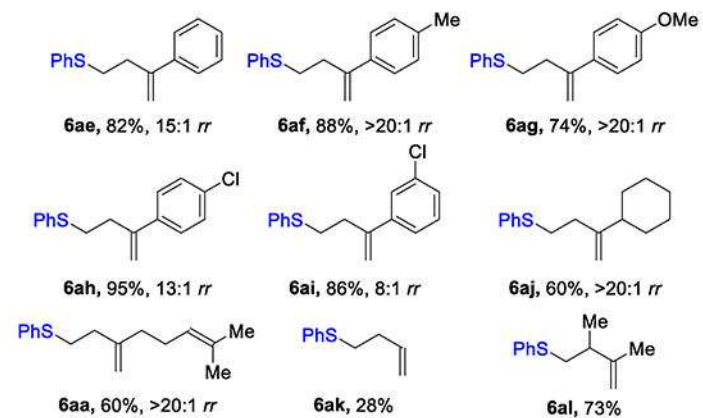
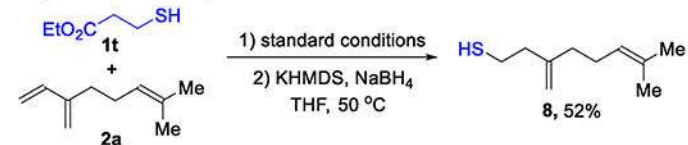


Figure 11. Mechanistic studies of 3,4-*anti*-Markovnikov hydrothiolation of 1,3-dienes.

Table 1.

3,4-*anti*-Markovnikov Hydrothiolation of 1,3-Dienes.^aA. Thiol scope of the 3,4-*anti*-Markovnikov hydrothiolationB. Diene scope of the 3,4-*anti*-Markovnikov hydrothiolation

C. Synthesis of homoallylic thiol



^aReaction conditions: **1** (0.2 mmol), **2** (0.4 mmol), [Rh(C₂H₄)₂Cl]₂ (2.5 mol%), dppe (5 mol%), DCE (0.4 mL), 3 h. Isolated yield.

Regioselectivity ratio (*rr*) is the ratio of **6** to **7**, which is determined by ¹H NMR analysis of reaction mixture. ^bUsing [Rh(cod)Cl]₂ (2.5 mol%), Xantphos (5 mol%) and 3,5-dimethylbenzoic acid (50 mol%), 12 h.