

Combining Financial Double Call Options with Real Options for Early Curtailment of Electricity Service

Shmuel S. Oren,
University of California at Berkeley
Berkeley, CA 94720
Oren@IEOR.Berkeley.edu

Abstract

In a competitive electricity market traditional demand side management options offering customers curtailable service at reduced rates are replaced by voluntary customer responses to electricity spot prices. In this new environment, customers wishing to ensure a fixed electricity price while taking advantage of their flexibility to curtail loads can do so by purchasing a forward electricity contract bundled with a financial option that provides a hedge against price risk and reflects the "real options" available to the customer. This paper describes a particular financial instrument referred to as a "double call" option and derives the value of that option under the assumption that forward electricity prices behave as a geometric Brownian motion process. It is shown that a forward contract bundled with an appropriate double call option provides a "perfect hedge" for customers that can curtail loads in response to high spot prices and can mitigate their curtailment losses when the curtailment decision is made with sufficient lead time.

1. Introduction

Interruptible/curtailable service contracts at reduced rates have been introduced by many electric utilities in the 1980's as part of numerous demand side management programs (DSM) aimed at reducing the cost of electricity by taking advantage of customers' flexibility to manage their load. These programs were designed to incent customers to reduce their load during shortages or system peaks as an alternative to costly spinning reserves and expansion of the generation capacity that would have been needed to serve the growing demand for electricity. Most interruptible service contracts offered alternative warning times. Tariff T-3 of Southern California Edison and Tariff E-20 of PG&E, for instance, offer higher discounts for shorter notification of an impending curtailment. A shorter warning requirement enables the utility to substitute interruptible load for spinning reserves and reduces its unit commitment cost. Consequently a shorter warning time entitles the customer to a lower rate. From the customers point of view, earlier notification of an impending curtailment may mitigate the shortage costs (for example

by closing operation). A similar situation may exist with respect to long term supply contracts. In countries that heavily depend on hydro, such as New Zealand, there have been initiatives to develop approaches for early long term notification (say several months) of projected shortages due to low hydro reserves. With proper price incentives such early notification could motivate an Aluminum smelter, for instance, to plan a seasonal shutdown.

A methodology for the design of priority service price schedules with an early notification option was described by Strauss and Oren [7] as an extension to the seminal work on priority service by Chao and Wilson [1]. With the advent of deregulation of the electric power industry in the US and around the world, quantity controls such as curtailments are being replaced by price signals provided by daily and hourly spot markets for electricity that have been established as part of the industry restructuring. In such markets, a customer can benefit from its flexibility by responding to the price signal and exercise its "real option" to reduce consumption when the price is high. Such an approach requires the customer to actively participate in the spot market. Customers that prefer to avoid the risk of price fluctuation can "hedge" the price risk and secure a fixed price through forward purchases of power or bilateral contracts for differences (CFD). The CFD are contracts which entitle/obligate the parties to receive/pay the difference between the spot price and an agreed upon fixed price with the net effect that the parties experience a fixed price of electricity while trading power at the spot prices (for a detailed explanation of CFDs and their use in the UK see ENRON [3]). Simple hedges that ensure a fixed price do not account for a customer's flexibility and willingness to curtail its load when the spot price is high due to shortages or high demand. In the presence of a spot market, customers willing to exercise their curtailment option can sell their acquired power at the spot prices. However, if a customer wants to secure a fixed rebate for willing to exercise voluntary curtailment he/she can do so by selling back a call option on the power secured by the forward contract. The equivalence between interruptible service contracts and forward contracts bundled with a call option has been first described by Gedra [4] and in Gedra and Varaiya [5]. They show that a rational customer whose

valuation of a MWh is V will self-select to sell a call option with strike price V and will curtail its load whenever the option is exercised, i.e., when the spot price exceeds the strike price V . Furthermore, the actuarial value of the call option equals to the corresponding interruptible rate discount.

In this paper we extend the above results to account for the effect of early notification and introduce a new type of financial instruments that allows a customer to secure the benefit of its real option to curtail load and to commit to such curtailment early or late if properly incented.

2. Hedging price uncertainty with early and late curtailment options.

Suppose that a customer has a shortage loss $\$V_0$ per MWh if curtailed close to delivery time but a lower shortage cost of $\$V_T$ per MWh if a shut down is planned at an early date T prior to the physical delivery date. He/she could purchase a forward electricity supply contract and sell back an exotic call option which can be executed at delivery time at strike price V_0 or at time T before delivery at strike price V_T . The premium received by the customer for that call lowers his/her cost of doing business while the exercise of the option will nullify the forward contract, forcing the customer to face spot prices when these prices exceed the strike prices of the option. In these circumstances, however, since the spot price of electricity exceeds the customer's willingness to pay for it the customer will choose to curtail its load. Such a "perfect" hedging instrument could reduce a customer's transaction costs and enables customers to divest their unwanted risk.

Figure 1 below illustrates a contractual arrangement that can provide a perfect hedge for a customer who can mitigate shortage cost through early notification. In this arrangement, the customer purchases a forward contract and sells back a "double call" option that can be exercised either at an early date T prior to delivery or at delivery time at two different strike prices. The customer can select the two strike prices while the holder of the option decides if and when to exercise the call. An early exercise cancels the forward at time T prior to delivery and pays the early strike price while exercise at delivery time cancels the forward and pays the late strike price. If the call is not exercised the forward is settled through physical delivery.

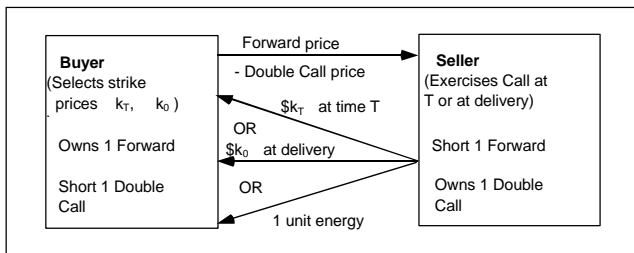
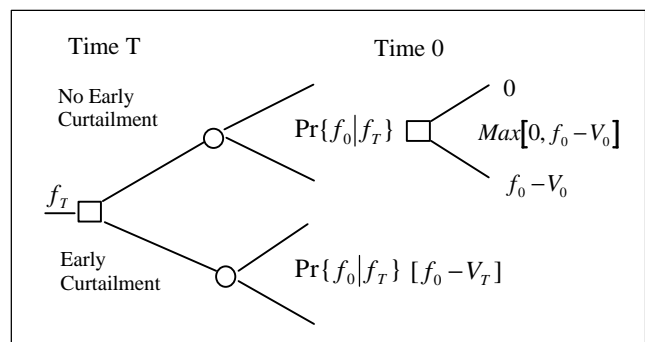


Figure 1: Contractual obligations, payments and choices in a forward contract bundled with a Double Call option.

The efficacy of a financial instrument in achieving allocative efficiency depends on its ability to induce customer and supplier choices that are consistent with the decisions that would have been taken by a benevolent central planner with perfect information. Figure 2 illustrates the decision tree for a central planner with perfect information about customers' shortage costs and forward electricity contracts.

At time T the planner knows the early and late shortage costs V_0 and V_T , the forward price f_T and the probability distribution $Pr\{f_0|f_T\}$ over the forward price at delivery (same as spot). The immediate decision is whether to



curtail at the early date or wait. Ignoring sunk costs, early curtailment yields the value of the forward at delivery less

Figure 2: Decision tree at early date for central planner with perfect information

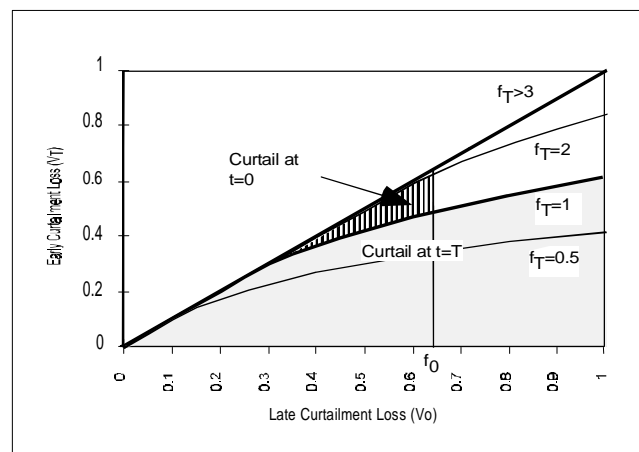


Figure 3: Efficient rationing with perfect shortage cost information

(for geometric Brownian motion with notification interval volatility

$$s\sqrt{T} = 1)$$

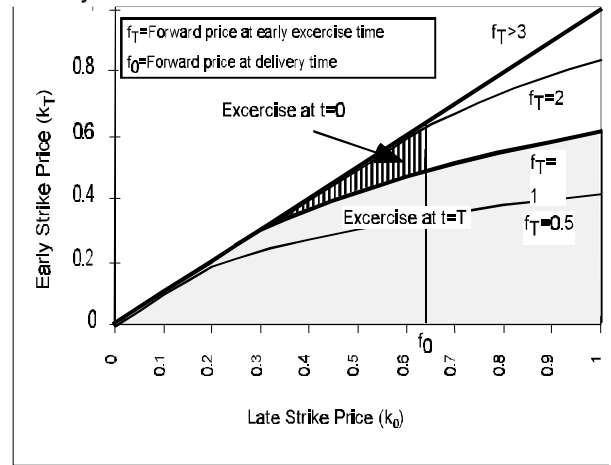
the early shortage cost. Foregoing early curtailment presents a second decision whether to curtail at delivery or deliver. Economic efficiency dictates curtailment at delivery if and only if the spot price exceeds the shortage cost. Hence, the net value (net of sunk costs or sure gains) of the second decision is the expected value of $\text{Max}[0, f_0 - V_0]$ which is the value at time T prior to delivery of a simple call option with strike price V_0 , given the forward price f_T , i.e., $C_T(V_0|f_T)$. Subsequently, the optimal decision at time T prior to delivery is to curtail if $f_T > \bar{k}$, where

$\bar{k} - V_T = C_T(V_0|f_T = \bar{k})$. This result follows from an assumption that the forward price at any point in time equals the risk neutral expectation of the spot price at delivery (this ignores interest) and the spot and forward prices reflect a competitive market equilibrium. Thus, the threshold forward price for socially efficient early curtailment is the sum of the immediate shortage cost plus the value of the forgone late call option. If the forward price at time T exceeds that threshold level it is socially optimal to curtail service at that time. Figure 3 illustrates the efficient rationing policy as function of the forward prices at the early and late dates and the combination of early and late shortage costs. Under optimal rationing, loads in the shaded area should be curtailed early while those in the lined area curtailed at delivery time. As the early forward price increase more load will be interrupted early in anticipation of a shortage reflected by these prices. Similarly if the spot price at delivery is higher than more load (with shortage cost below that price) will be curtailed.

Let us consider now the exercise decision by the holder of a double call option with strike price k_T at time T and k_0 at time of delivery. The decision tree for such a decision is identical to that shown in Figure 2 with V_T and V_0 replaced by k_T and k_0 . The corresponding optimal exercise decisions are therefore, to exercise at delivery if $f_0 > k_0$ and exercise at T prior to delivery if $f_T > \bar{k}$, where $\bar{k} - k_T = C_T(k_0|f_T = \bar{k})$.

The optimal exercise policy is illustrated in Figure 4 showing the early and late exercise regions as a function of the strike prices of the option and the forward prices at the early exercise date and at delivery. Note that while the spot price threshold level for late exercise of a double call option equals the late strike price, the forward threshold value for early exercise depends on both strike prices and will always exceed the value of the early strike price (this accounts for the value of the remaining option if the option is not exercised early).

3. Self-selection of the strike prices for a double call option



It is evident from the above analysis that the optimal exercise of a double call option with strike prices $k_T = V_T$ and $k_0 = V_0$ produces the same outcome as socially efficient curtailment of a load with early and late shortage costs V_T and V_0 . In a competitive environment, however, shortage costs are customers' private information. Thus, to achieve efficient curtailment through the exercise of double call options, it is necessary that customers will find it

Figure 4: Optimal exercise policy for a double call option

(for geometric Brownian motion with notification interval volatility $s\sqrt{T} = 1$)

advantageous to select strike prices that equal their privately known shortage costs. Figure 5, illustrates the decision tree for a hedging customer with shortage costs V_T and V_0 having to select strike prices for a double call option. The customer takes into consideration the market valuation of such options and the optimal exercise strategy. A speculator who can only sell the forward contract at the prevailing market prices but has no private value for the commodity will face the same decision tree as a hedger with the exception that V_T and V_0 are replaced with the forward prices f_T and f_0 respectively. Market efficiency which precludes arbitrage gains dictates that the expected gains of a speculator are zero for any selection of strike prices. This condition and the optimal exercise policy determine the value $\hat{C}_t(k_T, k_0|f_t)$ of the double call option.

In the following analysis we use the no arbitrage condition and the optimal exercise policy to prove that indeed it is optimal (maximizes expected gain) for a hedging customer to select strike prices that equal the corresponding curtailment costs and hence, the optimal exercise of the call option will result in efficient curtailment.

The decision tree in Figure 5 illustrates the strike price selection decision faced by a hedger with early and late interruption losses of V_T and V_0 . The expected hedging gains are thus given by:

$$B_i(k_T, k_0; V_T, V_0 | f_i) = (k_T - V_T) \Pr\{f_T > \bar{k} | f_i\} + (k_0 - V_0) \Pr\{f_T \leq \bar{k} | f_i\} \Pr\{f_0 > k_0 | f_i, f_T \leq \bar{k}\} + \hat{C}(k_T, k_0 | f_i)$$

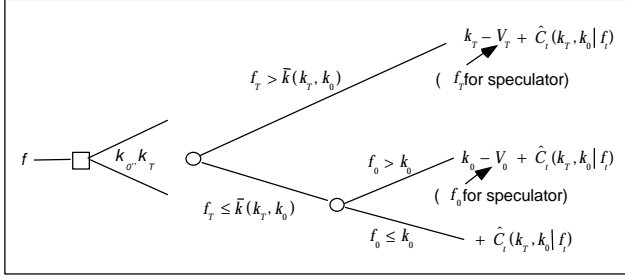


Figure 5: Customer self-selection of strike prices for double call option.

where \bar{k} is defined in terms of the strike prices and the value of a simple call option by the equation:

$$\bar{k} - k_T - C_T(k_0 | \bar{k}) = 0$$

The same tree will represent the decision of a speculator who has no private use for the commodity and hence values it at the respective spot prices f_T and f_0 . However, market efficiency (no arbitrage gains) dictates that the expected gains of the speculator are zero for any strike prices which implies:

$$0 = \int_{\bar{k}}^{\infty} (k_T - f_T) d\Pr\{f_T | f_i\} + \int_0^{\bar{k}} \int_{k_0}^{\infty} (k_0 - f_0) d\Pr\{f_0 | f_T, f_i\} d\Pr\{f_T | f_i\} + \hat{C}(k_T, k_0 | f_i)$$

We can use the above equation to substitute for the value of the double call in the expression for hedging gains, resulting in:

$$B_i(k_T, k_0; V_T, V_0 | f_i) = \int_{\bar{k}}^{\infty} (f_T - V_T) d\Pr\{f_T | f_i\} + \int_0^{\bar{k}} \int_{k_0}^{\infty} (f_0 - V_0) d\Pr\{f_0 | f_T, f_i\} d\Pr\{f_T | f_i\}$$

The inner integral above can be expressed as:

$$\int_{k_0}^{\infty} (f_0 - V_0) d\Pr\{f_0 | f_T, f_i\} = C_T(V_0 | f_T) + \int_{k_0}^{V_0} (f_0 - V_0) d\Pr\{f_0 | f_T, f_i\}$$

For the special case where the strike prices match the interruption losses we have:

$$B_i(V_T, V_0; V_T, V_0 | f_i) = \int_{\hat{k}}^{\infty} (f_T - V_T) d\Pr\{f_T | f_i\} + \int_0^{\hat{k}} C_T(V_0 | f_T) d\Pr\{f_T | f_i\}$$

where \hat{k} is defined by the equation:

$$\hat{k} - V_T - C_T(V_0 | \hat{k}) = 0$$

Using the above expressions we can now rewrite the hedging gains as:

$$B_i(k_T, k_0; V_T, V_0 | f_i) = B_i(V_T, V_0; V_T, V_0 | f_i) - \int_{\bar{k}}^{\hat{k}} [(\hat{k} - f_T) - (C_T(V_0 | \hat{k}) - C_T(V_0 | f_T))] d\Pr\{f_T | f_i\} + \int_0^{\bar{k}} \int_{k_0}^{V_0} (f_0 - V_0) d\Pr\{f_0 | f_T, f_i\} d\Pr\{f_T | f_i\}$$

By mean value theorem,

$$(\hat{k} - f_T) - (C_T(V_0 | \hat{k}) - C_T(V_0 | f_T)) = (\hat{k} - f_T) \left[1 - \frac{\partial C_T(V_0 | f)}{\partial f} \right]$$

for some $f \in [f_T, \hat{k}]$

But the term in the square bracket is nonnegative since the slope of a simple call price with respect to the spot price is never greater than "one". Hence, for $\hat{k} \geq \bar{k}$, the integrand in the first integral of the hedging benefit equation above, is nonnegative (since $\hat{k} - f_T \geq 0$). For $\hat{k} < \bar{k}$, the integrand is negative but the sign of the integral is still positive due to the switched integration limits. Similarly the second integral is negative since either the integrand is negative or the integration limits of the inner integral are switched. It follows that:

$$B_i(k_T, k_0; V_T, V_0 | f_i) \leq B_i(V_T, V_0; V_T, V_0 | f_i)$$

so the hedger's gains are maximized by selecting early and late strike prices that match the early and late interruption costs, respectively

4. Pricing of Double Call options

Based on the optimal exercise policy and the no arbitrage condition described above we determine the value of the double call option at any time t, as follows:

$$\hat{C}_i(k_T, k_0 | f_i) = \begin{cases} C_i(k_0 | f_i) & \text{for } t < T \\ \text{Max}[f_T - k_T, C_T(k_0 | f_T)] & \text{for } t = T \\ E\{\text{max}[f_T - k_T, C_T(k_0 | f_T)] | f_i\} & \text{for } t > T \end{cases}$$

where the expectation is taken with respect to the risk neutral probabilities.

The value of the call option after the early exercise (assuming it is still alive) can be determined in a straight forward manner using the Black-Scholes formula (assuming that the forward price follows a geometric Brownian motion process). In the absence of dividends this formula has the form:

$$C_i(k_0 | f_i) = f_i N(x) - k_0 r^{-1} N(x - s\sqrt{t})$$

$$\text{where } x = \frac{\log(f_i / k_0 r^{-1})}{s\sqrt{t}} + \frac{1}{2} s\sqrt{t}$$

In the above formula r represents the interest rate and $N(\cdot)$ is the cumulative of the standardized normal distribution (zero mean and unit standard deviation). For simplicity we will ignore the interest rate, i.e., assume $r=1$ in the subsequent discussion. Figure 6 illustrates the value of the late option at various times expressed as multiples of the early exercise time (T).

Because of the early exercise option we are only interested in the value of the late option if the early option is not exercised, i.e., for $t \leq T$. The payoff function of the early option at $t=T$ is the largest of the early option payoff or the late option value at that time. Figure 7 below illustrates the payoffs of a double call option at delivery time and at the early exercise time. At $t=0$ it is the payoff function $Max[0, f_0 - k_0]$, whereas at the early exercise date it is given by $Max[f_T - k_T, C_T(k_0 | f_T)]$. (The curved line in Figure 7 represents the value of the late call option at the early exercise time.)

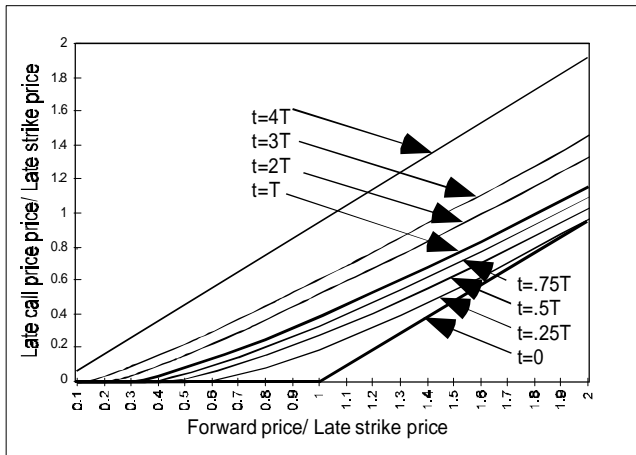


Figure 6: Value of late call option
(for geometric Brownian motion with notification interval volatility $s\sqrt{T} = 1$)

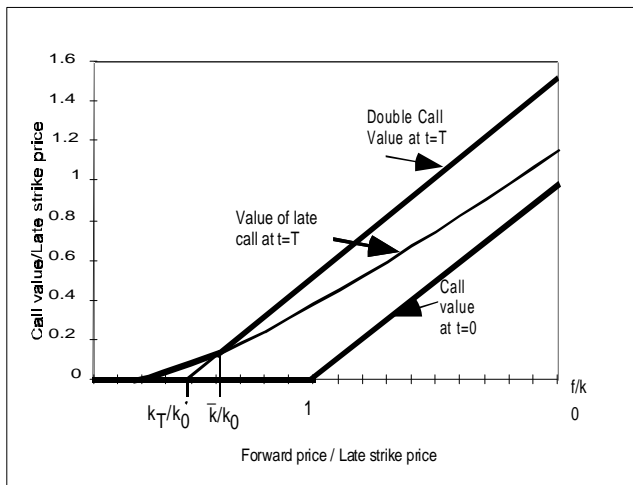


Figure 7: Value of double call option at the two exercise times
(for geometric Brownian motion with notification interval volatility $s\sqrt{T} = 1$)

Note that the exercise price of the early option \bar{k} , which was defined earlier, is higher than the early strike price due to the residual value of the late option. We refer to this early exercise price as the effective early strike. Under the Black-Scholes model, $\bar{k}(k_0, k_T)$ can be calculated from the implicit equation:

$$\left(\bar{k} / k_0\right) \left[\frac{1}{2} \left(1 - N(x) \right) + N(x - s\sqrt{T}) \right] = (k_T / k_0)$$

where $x = \frac{\log(\bar{k} / k_0)}{s\sqrt{T}} + \frac{1}{2}s\sqrt{T}$

Figure 8 illustrates the above relationship between the effective early strike price and the two strike prices of the double call option.

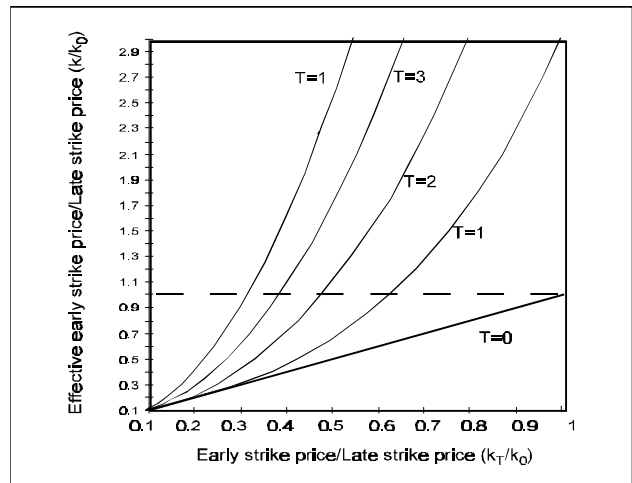


Figure 8: Effective early strike price as function of double call strike prices and notification interval
(for geometric Brownian motion with volatility $s = 1$)

The valuation of the double call option at times prior to the early exercise time is more involved and requires numerical integration or use of binomial trees. The calculation can be simplified by decomposing the double call option into a regular call with strike price of \bar{k} (the effective early strike) and an option on the late call option whose payoff function at time T is $Min[c_T(k_0 | f_T), \bar{k} - k_0]$. The decomposition is illustrated in Figure 9 below.

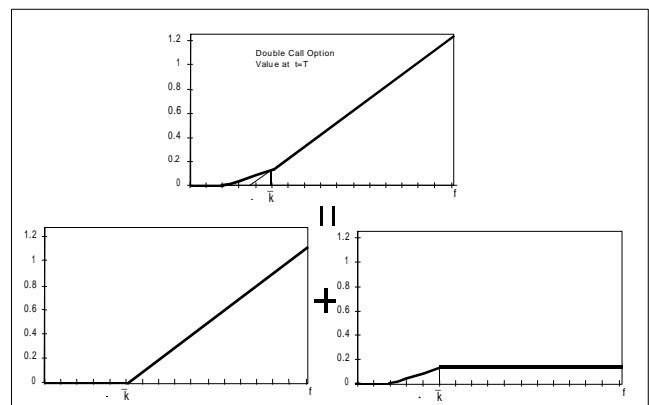


Figure 9: Decomposition of a double call option prior to the early exercise

The value of the double call option for $t > T$ can then be computed (under the geometric Brownian motion assumption) as:

$$\hat{C}_t(k_T, k_0 | f_t) = C_{t-T}(\bar{k} | f_t) + C_T(k_0 | \bar{k}) - \int_0^{\bar{k}} [C_T(k_0 | \bar{k}) - C_T(k_0 | f_T)] d\Pr\{f_T | f_t\}$$

Integrating by parts yields:

$$\hat{C}_t(k_T, k_0 | f_t) = C_{t-T}(\bar{k} | f_t) + C_T(k_0 | \bar{k}) - \int_0^{\bar{k}} \Pr\{f_T | f_t\} \frac{\partial C_T(k_0 | f_T)}{\partial f_T} df_T$$

Assuming again that the forward price follows a geometric Brownian motion with expected return of 1 we have:

$$\Pr\{f_T | f_t\} = N\left[\frac{\log(f_T/f_t)}{s\sqrt{T-t}}\right] \text{ and } \frac{\partial C_T(k_0 | f_T)}{\partial f_T} = N\left[\frac{\log(f_T/k_0)}{s\sqrt{T}}\right] + \frac{1}{2}s\sqrt{T}$$

Let $y = \log(f_T/k_0)$. We Then obtain:

$$\hat{C}_t(k_T, k_0 | f_t) = C_{t-T}(\bar{k} | f_t) + C_T(k_0 | \bar{k}) - k_0 \int_{-\infty}^{\log(\bar{k}/k_0)} N\left[\frac{y - \log(f_t/k_0)}{s\sqrt{t-T}}\right] N\left[\frac{y + \frac{1}{2}s^2T}{s\sqrt{T}}\right] e^y dy$$

where $\bar{k} - k_T = C_T(k_0 | \bar{k})$ and $C_t(k | f)$ is the value of a standard call (without dividend or interest) given by the Black Scholes formula:

$$C_t(k | f) = fN(x) - kN(x - s\sqrt{t})$$

$$\text{where } x = \frac{\log(f_t / k_0)}{s\sqrt{t}} + \frac{1}{2}s\sqrt{t}$$

In Figure 10 we illustrate the price evolution of a double call option for various values of t prior to the early exercise time when the forward price follows geometric Brownian motion. For illustrative purposes we again assume notification interval volatility $s\sqrt{T} = 1$ and early to late price strike ratio of $k_T / k_0 = 0.5$.

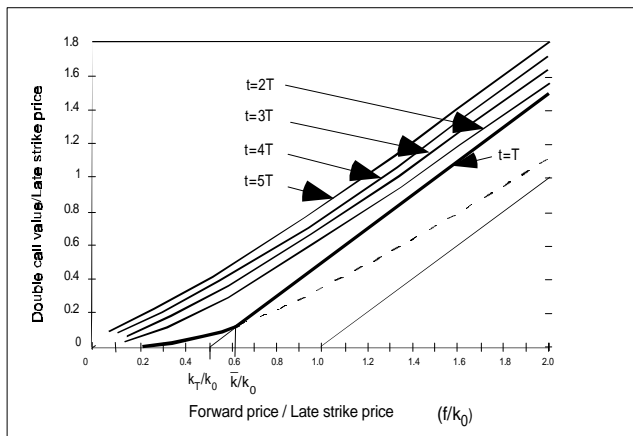


Figure 10: Value of double call prior to early exercise time

(for geometric Brownian motion with volatility $s = 1$)

5. Conclusion

In a competitive electricity market, financial instruments and derivatives based on underlying commodity futures will play an important role as means for risk management speculative investments and capital formation. Such instruments can also emulate traditional contracts between customers, utilities and independent power producers aimed at improving the efficiency of resource utilization. Custom design of financial instruments can be specifically targeted at implementing such contracts in a decentralized environment with independent decisions by buyers and sellers. Such targeted instruments reduce transaction costs and provide perfect hedging tools for buyers and sellers of electricity. However, while one could conceive of many exotic forms of options that would meet specific needs for hedging and speculation we should also emphasize the importance of standardization. No financial instrument can be viable without sufficient liquidity and proliferation of customized instruments may result in "thin markets" with insufficient liquidity. It is not surprising, that only a small fraction of new futures and derivatives in stock and commodity markets develop sufficient liquidity to become viable.

6. References:

- [1] Chao, H. P. and R. B. Wilson, "Priority Service: Pricing, Investment and Market Organization." American Economic Review, Vol. 77, No 5, (1987) pp. 899-916.
- [2] Cox, J. and Mark Rubinstein, Options Markets, Englewood Cliffs, (1985).
- [3] ENRON, Managing Energy Risk, Chapter 11 The UK Electricity Market, Risk Publication, 104-112 Marylebone Lane, London W1M 5FU (1995).
- [4] Gedra, Thomas W., "Optional Forward Contracts for Electric Power Service Contracts", Ph.D. Thesis, University of California, Berkeley, (1991).
- [5] Gedra, Thomas W. and Pravin P. Varaiya, "Markets and Pricing for Interruptible Electric Power Transactions IEEE on Power Systems 92 WM 169-3 PWRS (1992).
- [6] Hull J., Options, Futures, and Other Derivative Securities, Second Edition, Englewood Cliffs, (1993).
- [7] Strauss, Todd P. and Shmuel S. Oren, "Priority Pricing of Interruptible Electric Power With an Early

Notification Option," The Energy Journal, Vol. 14, No
2 (1993), pp. 175-195.