






Original research

Comorbidity of long COVID and psychiatric disorders after a hospitalisation for COVID-19: a cross-sectional study

Matthieu Gasnier ^{1,2}, Walid Choucha,^{1,2} Francois Radiguer,³ Theo Faulet,^{1,2} Kenneth Chappell,^{1,2} Aurore Bougarel,¹ Christian Kondarjian,¹ Paul Thorey,¹ Antoine Baldacci,¹ Maryne Ballerini,¹ Abd El Kader Ait Tayeb ^{1,2}, Hugo Herrero,^{1,2} Isabelle Hardy-Leger,⁴ Olivier Meyrignac,⁵ Luc Morin,⁶ Anne-Lise Lecoq,⁷ Tàì Pham,⁸ Nicolas Noel ⁴, Fabrice Jollant,^{1,2} David Montani ⁹, Xavier Monnet,⁹ Laurent Becquemont,^{2,7} Emmanuelle Corruble,^{1,2} Romain Colle ^{1,2} On behalf of the COMEBAC study group

For numbered affiliations see end of article.

Correspondence to

Professor Emmanuelle Corruble, Assistance Publique - Hopitaux de Paris, Service Hospitalo Universitaire de Psychiatrie de Bicêtre, Assistance Publique - Hopitaux de Paris, Paris F-94275, France; emmanuelle.corruble@aphp.fr

Received 24 November 2021

Accepted 7 June 2022

Published Online First 11 August 2022

ABSTRACT

Objectives Long COVID is a major public health issue. Whether long COVID is comorbid with psychiatric disorders remains unclear. Here, we investigate the association between long COVID, psychiatric symptoms and psychiatric disorders.

Design Cross-sectional.

Settings Bicêtre Hospital, France, secondary care.

Participants One hundred seventy-seven patients admitted in intensive care unit during acute phase and/or reporting long COVID complaints were assessed 4 months after hospitalisation for an acute COVID.

Main outcome measures Eight long COVID complaints were investigated: fatigue, respiratory and cognitive complaints, muscle weakness, pain, headache, paraesthesia and anosmia. The number of complaints, the presence/absence of each COVID-19 complaint as well as lung CT scan abnormalities and objective cognitive impairment) were considered. Self-reported psychiatric symptoms were assessed with questionnaires. Experienced psychiatrists assessed Diagnostic and Statistical Manual of Mental Disorders, Fifth Edition-based diagnoses of psychiatric disorders.

Results One hundred and fifteen (65%) patients had at least one long COVID complaint. The number of long COVID complaints was associated with psychiatric symptoms. The number of long COVID complaints was higher in patients with psychiatric disorders (mean (m) (SD)=2.47 (1.30), $p<0.05$), new-onset psychiatric disorders (m (SD)=2.41 (1.32), $p<0.05$) and significant suicide risk (m (SD)=2.67 (1.32), $p<0.05$) than in patients without any psychiatric disorder (m (SD)=1.43 (1.48)). Respiratory complaints were associated with a higher risk of psychiatric disorder and new-onset psychiatric disorder, and cognitive complaints were associated with a higher risk of psychiatric disorder.

Conclusions Long COVID is associated with psychiatric disorders, new-onset psychiatric disorders and suicide risk. Psychiatric disorders and suicide risk should be systematically assessed in patients with long COVID.

WHAT IS ALREADY KNOWN ON THIS TOPIC

- ⇒ Long COVID is a lingering syndrome that affects patients after an infection by SARS-CoV-2.
- ⇒ Psychiatric disorders are frequent after COVID-19.

WHAT THIS STUDY ADDS

- ⇒ Four months after a hospitalisation for COVID-19, psychiatric disorders, significant suicide risk and psychiatric symptoms are associated with long COVID.
- ⇒ Psychiatric disorders are particularly associated with respiratory and cognitive complaints.

HOW THIS STUDY MIGHT AFFECT RESEARCH, PRACTICE OR POLICY

- ⇒ Patients with long COVID should benefit from psychiatric assessment.

INTRODUCTION

Following the outbreak of the COVID-19 pandemic in the early months of 2020—a period associated with a high number of deaths and issues about critical care—the persistence of an invalidating medical condition later named ‘long COVID’ was observed in many survivors of the infection. Long COVID, a lingering syndrome affecting 30%–80% of patients who have been infected with SARS-CoV-2, is now recognised as a major public health issue.^{1–3} For WHO, a post-COVID-19 condition occurs in individuals with a history of probable or confirmed SARS-CoV-2 infection, usually 3 months following the onset of COVID-19, with symptoms that last for at least 2 months and cannot be explained by an alternative diagnosis.³ For the US Centers for Disease Control and Prevention, ‘post-COVID-19 conditions’ is an umbrella term for the wide range of health consequences that are present 4 or more weeks after an infection with SARS-CoV-2.⁴ For the British National Health Service, long COVID is defined by the presence of symptoms that develop during or after COVID-19, continue for >12 weeks



© Author(s) (or their employer(s)) 2022. No commercial re-use. See rights and permissions. Published by BMJ.

To cite: Gasnier M, Choucha W, Radiguer F, et al. *J Neurol Neurosurg Psychiatry* 2022;**93**:1091–1098.

after acute COVID-19 infection, and which cannot be explained by another cause.⁵ The most frequently reported long COVID complaints include persistent fatigue, respiratory complaints, cognitive complaints, muscle weakness, persistent pain, headache, paraesthesia and anosmia.^{2,6–10} Objective criteria have also been proposed for the definition of long COVID syndromes, such as CT lung scan abnormalities or objective cognitive impairment.^{11,12} To date, long COVID is mostly studied in patients who were not hospitalised for the acute COVID-19 infection.³

Psychiatric symptoms, such as insomnia, anxiety, depressive and post-traumatic stress symptoms, are frequent after an acute COVID-19.^{11–15} Interestingly, an association between psychiatric complaints and long COVID somatic complaints has been observed (eg, anxiety symptoms with respiratory complaints, cognitive complaints and depressive symptoms with respiratory complaints, myalgia and cognitive complaints^{15–18}).

Beyond psychiatric symptoms, 20%–25% of patients are diagnosed with a psychiatric disorder 3–6 months after COVID-19.^{19–21} A recent systematic review²² showed that the pandemic provoked an additional 53.2 million cases of major depressive disorder and an additional 76.2 million cases of anxiety disorders worldwide. One community study based on electronic health records reported that long COVID features (defined by International Classification of Diseases 10th Revision codes diagnosis as proxy of each long COVID complaint) frequently co-occurred with anxiety and mood disorders.²³ Beyond psychiatric symptoms, the comorbidity of long COVID with psychiatric disorders has to be studied, first because psychiatric disorders are associated with significant impairment in important areas of functioning and a higher suicide risk and second because they can be treated.

To our knowledge, there is only one clinical study²⁴ that systematically assessed long COVID and comorbid psychiatric disorders. It reported an association between the number of long COVID symptoms and post-traumatic stress disorder (PTSD) 1–3 months after severe acute COVID-19. However, this study did not assess other psychiatric disorders and specific criteria of long COVID. Thus, the psychiatric side of long COVID (ie, the association between long COVID and psychiatric disorders) is not documented in terms of frequency and specificity of long COVID complaints and psychiatric disorders. This question is relevant since the diagnosis and treatment of psychiatric disorders could improve the prognosis of long COVID.

In the present study, a multidisciplinary team of clinicians systematically assessed a cohort of 177 patients in terms of somatic complaints and objective measures, psychiatric complaints and psychiatric disorders, as carried out by experienced psychiatrists. We hypothesised that a greater number of long COVID complaints would be associated with higher psychiatric burden. Moreover, we aimed to identify the specific long COVID complaints that would be particularly related to psychiatric burden.

METHODS

Design

This was a monocentric cross-sectional study of patients initially hospitalised at the academic Hospital (CHU) of Bicêtre (Paris-Saclay University Hospitals/Assistance Publique-Hôpitaux de Paris (AP-HP)) for an acute COVID-19 during the first wave of the pandemic in France and who agreed to receive a somatic, psychological and psychiatric assessment as outpatients in the 4 months following hospital discharge.

Patient involvement

Patients recruited in the Bicêtre Hospital Multidisciplinary Assessment after COVID-19 (COMEBAC) study and their families were not directly involved in setting the research question or the outcome measures.

Participants and assessment procedure

In total, 177 patients were included between 15 July 2020 and 18 September 2020 in the COMEBAC¹² outpatient facility. The main inclusion criteria were: age ≥ 18 years old, hospitalised for >24 hours primarily related to COVID-19, with a SARS-CoV-2 infection admitted in intensive care unit (ICU) during acute phase and/or with at least one long COVID complaint (screened by telephone consultation 4 months after acute COVID-19). The patients benefited from a full multidisciplinary assessment in an outpatient facility. All patients were systematically assessed for their general medical condition, for long COVID complaints and associated objective criteria (ie, CT scan abnormalities and cognitive assessment) and for psychiatric disorders (see psychiatric symptoms and psychiatric disorders, in Methods section). The median length between hospital discharge and day hospital was 125 days (IQR 107–144 days). One hundred seventy-four of the 177 patients (98.3%) had a positive RT-PCR test. Details about the COMEBAC cohort are provided in a flow chart (figure 1).

Baseline characteristics

Sociodemographic information and medical conditions present prior to COVID-19 and potentially associated with long COVID complaints and psychiatric disorders were extracted: age, sex, body mass index (BMI), ICU stay.

Long COVID complaints

To be considered as related to long COVID,⁵ complaints had to have appeared or worsened since acute COVID-19 infection, and to persist since hospital discharge. We studied first the total number of long COVID complaints, then each complaint separately. Assessed complaints were: fatigue, as declared by the patient; respiratory complaints, that is, subjective feelings of dyspnoea appearing after acute COVID-19; cognitive complaints, comprising memory and self-reported attention difficulties, as well as slowed cognitive processing speed, as reported through the European AIDS Clinical Society screening questionnaire for cognitive complaints²⁵; muscle weakness, that is, difficulty moving, pain (ie, a diffuse pain or myalgia), headache, paraesthesia and anosmia.

Objective criteria associated with long COVID

Since pulmonary sequelae and cognitive impairment are associated with long COVID,⁶ they were assessed in the study. To detect pulmonary abnormalities, a high-resolution lung CT scan was performed in all patients.¹² Cognitive functions were evaluated with the Montreal Cognitive Assessment (MoCA) scale²⁶ to detect objective cognitive impairment (MoCA <26 : yes/no).

Psychiatric symptoms and psychiatric disorders

Patients first filled out self-assessment questionnaires focusing on psychiatric symptoms as a screening procedure: the Insomnia Severity Index (ISI)²⁷ for insomnia (cut-off score: 14), the Hospital Anxiety and Depression scale-Anxiety subscale (HAD-A)²⁸ for anxiety symptoms (cut-off score: 7), the Beck Depression Inventory-13 items (BDI)²⁹ for depressive symptoms (cut-off score: 7) and the PTSD Check-List for Diagnostic and Statistical Manual of Mental Disorders, Fifth Edition (DSM-5 (PCL-5))³⁰ for

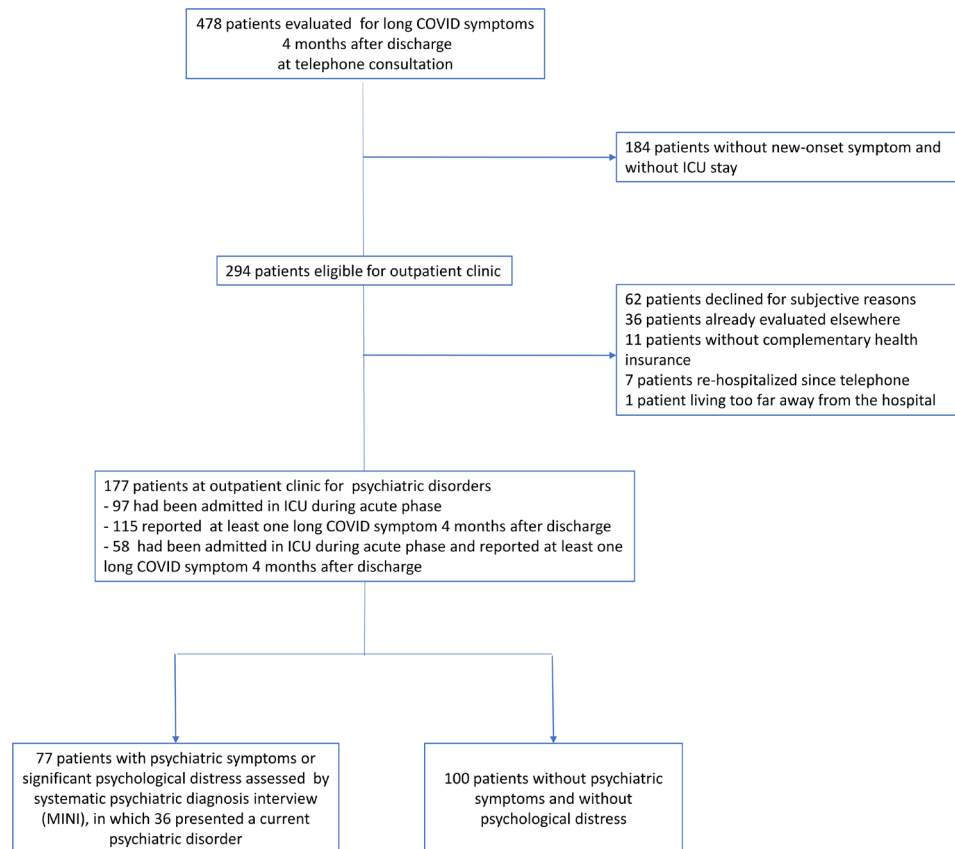


Figure 1 Flow chart of the Consultation Multi-Expertise de Bicêtre Après COVID-19 cohort. ICU, intensive care unit; MINI, Mini International Neuropsychiatric Interview.

post-traumatic symptoms (cut-off score: 30). BDI is commonly used to diagnose depression in medically ill patients.³¹ The cut-off scores were chosen to maximise sensitivity in order to screen psychiatric symptoms.^{27–30} One hundred seventy of the 177 patients completed the self-assessment questionnaires. Seven patients did not because of difficulties in understanding the questionnaire due to cognitive impairment.

Patients with scores higher than cut-off scores for the ISI, HAD-A, BDI and PCL-5, as well as those identified by psychologists or medical doctors as having significant psychological distress at the time of interview ($n=77$, 43.5%), were eligible for a systematic interview with a psychiatrist. Patients who were not eligible (ie, who had scores below cut-off scores and who had no psychological distress) were considered as without a current psychiatric disorder ($n=100$, 56.5%). This diagnostic strategy has been previously validated to detect psychiatric disorders in patients of unknown psychiatric status,³² and structured clinical interview is recommended to diagnose depression in medically ill patients.³¹ It should be emphasised that the detection thresholds of psychological symptoms were sensitive, since more than half of patients with significant psychological symptoms systematically assessed by psychiatrists were free of psychiatric disorders.

Current psychiatric disorders 4 months after COVID-19 were diagnosed by qualified psychiatrists according to the DSM-5 criteria³³ using the Mini International Neuropsychiatric Interview (MINI 5.0).³⁴ The MINI covers the following diagnoses: major depressive episode (lifetime and past 2 weeks), suicidality (past month), manic and hypomanic episodes, bipolar I and II disorders (lifetime and current), panic disorder (lifetime and past month), agoraphobia (lifetime and past month), social anxiety disorder (lifetime and past month), obsessive-compulsive

disorder (lifetime and past month), generalised anxiety disorder (lifetime and current), PTSD (lifetime and past month), alcohol and other substance use disorders (lifetime and current), current psychotic disorder, anorexia nervosa (past 3 months), bulimia nervosa (past 3 months) and binge-eating disorder (past 3 months).³³ Panic disorder, generalised anxiety disorder, agoraphobia and social anxiety disorder were pooled into a single category: anxiety disorders. The current presence or absence of each psychiatric disorder was reported.

New-onset psychiatric disorders were defined as any psychiatric disorder that appeared during the 4 months following acute COVID-19 in patients with no previous history of psychiatric disorders. History of psychiatric disorders before the COVID-19 acute infection was assessed through psychiatric interviews and extracted from previous medical and psychiatric records.

Because of its clinical relevance, significant suicide risk (yes/no) was also assessed specifically according to item C of the MINI, using the ‘low’ threshold (score <8).^{34 35} This risk is based on current suicidal thoughts and/or a suicide attempt in the month prior to evaluation.

Statistical analysis

Baseline characteristics, long COVID complaints (total number of complaints and presence/absence of each complaint: fatigue, respiratory complaints, cognitive complaints, muscle weakness, pain, headache, paraesthesia and anosmia), psychometric questionnaire scores (ISI, HAD-A, BDI, PCL-5), diagnoses of psychiatric disorders, new-onset psychiatric disorders and a significant suicide risk 4 months after acute COVID-19 were first described.

First, the association between the number of long COVID complaints and psychiatric symptoms and psychiatric disorders was studied. Correlations between the number of long COVID complaints and the psychiatric symptoms were analysed with Spearman's correlation tests. The mean number of long COVID complaints was compared between patients with a psychiatric disorder, a new-onset psychiatric disorder or a significant suicide risk, and those without any current or past psychiatric disorders using Student's t-test or Wilcoxon test. Poisson regressions were used to compare the numbers of long COVID complaints between patients with a psychiatric disorder, a new-onset psychiatric disorder or a significant suicide risk, and those without any current or past psychiatric disorders.

Second, the association between individual COVID-19 complaints and psychiatric complaints and psychiatric disorders was studied. Patients with or without each long COVID complaint were compared for baseline characteristics and psychometric questionnaire scores with Student's t-test or Wilcoxon test for quantitative variables and χ^2 test or Fisher's exact test for qualitative variables.

The total number of long COVID complaints, each long COVID complaint and objective long COVID criteria was compared between patients with psychiatric disorders, new-onset psychiatric disorders, significant suicide risk and those without any psychiatric disorders lifetime with Student's t-test or Wilcoxon test for quantitative variables and χ^2 test or Fisher's exact test for qualitative variables. To identify the specific long COVID complaints independently associated with psychiatric

disorders, new-onset psychiatric disorders, suicide risk, anxiety disorders and major depressive episodes, five logistic regressions were performed (one for each type of psychiatric disorder as a variable to be explained). For each regression, the explicative variables were the long COVID complaints and variables that were significantly different in bivariate analyses between the control group and each type of psychiatric disorder, with adjustment for age, sex, ICU stay during the acute COVID-19 period (chosen a priori). Statistical analyses were performed using R V.4.0.3.

RESULTS

Patients

The characteristics of the 177 patients are shown in table 1. Among them, 115 (65.0%) patients presented at least one long COVID complaint. Mean number of long COVID complaints was 1.55 (SD 1.54). Fatigue (44.1%), respiratory complaints (43.5%), cognitive complaints (23.7%) and paraesthesia (20.9%) were the most common long COVID complaints. Moreover, 108 patients (61.0%) had lung CT scan abnormalities and 115 (65.0%) had objective cognitive impairment (MoCA score <26). Ninety-seven (54.8%) patients were admitted to the ICU during their hospitalisation.

Patients with fatigue were more frequently women (39 (50.0%)) as compared with patients without fatigue (22 (25.3%)). No other baseline or COVID-19 characteristic was associated with long COVID-19 complaint.

Table 1 Long COVID complaints and scores of insomnia, anxiety, depressive and post-traumatic stress

	Insomnia	Anxiety	Depression	Post-traumatic stress
	Rho (p)	Rho (p)	Rho (p)	Rho (p)
Number of long COVID complaints	0.29***	0.33***	0.39***	0.34***
	m (SD)	m (SD)	m (SD)	m (SD)
Type of long COVID complaints				
Fatigue				
Yes (n=78)	10.53 (6.62)	7.00 (3.89)	6.23 (5.18)	17.20 (14.42)
No (n=85)	6.81 (6.60)**	4.30 (3.56)**	3.15 (4.16)***	8.56 (10.33)**
Respiratory complaints				
Yes (n=77)	9.62 (7.73)	6.61 (4.21)	5.95 (5.63)	15.49 (14.80)
No (n=100)	7.82 (6.19)	4.98 (3.76)**	3.84 (4.21)**	11.26 (11.67)*
Cognitive complaints				
Yes (n=42)	12.26 (6.84)	7.79 (4.12)	7.63 (5.52)	23.42 (17.45)
No (n=135)	7.53 (6.61)***	5.06 (3.80)***	3.93 (4.50)***	10.12 (10.02)***
Headache				
Yes (n=14)	13.58 (7.04)	7.33 (4.29)	5.92 (5.53)	20.83 (17.10)
No (n=138)	8.06 (6.59)**	5.35 (3.89) (p=0.10)	4.60 (5.00) (p=0.39)	12.36 (13.38)*
Paraesthesia				
Yes (n=37)	10.71 (7.27)	6.26 (3.59)	5.71 (5.11)	17.31 (12.83)
No (n=115)	7.82 (6.49)*	5.28 (4.05)	4.40 (4.99)	11.71 (13.94)*
Persistent anosmia				
Yes (n=16)	10.38 (5.66)	7.62 (3.86)	7.12 (6.76)	12.28 (13.35)
No (n=136)	8.29 (6.89)	5.25 (3.90)*	4.42 (4.73)*	19.38 (16.53)
Muscle weakness				
Yes (n=19)	8.53 (7.41)	5.32 (3.38)	4.32 (2.43)	11.68 (9.11)
No (n=131)	8.60 (6.72)	5.56 (4.07)	4.71 (5.32)	13.39 (14.52)
Persistent pain				
Yes (n=16)	11.25 (8.10)	6.25 (3.99)	6.62 (6.16)	14.50 (13.00)
No (n=135)	8.21 (6.57)	5.43 (3.97)	4.47 (4.88)	12.93 (14.03)

*P<0.05; **p<0.01; ***p<0.001 (bold: significant (p<0.05) association with psychometric scores). m, mean.

Table 2 Baseline characteristics and long COVID in patients without any psychiatric disorder lifetime, with at least one current psychiatric disorder, with a new-onset psychiatric disorder and with a significant suicide risk

	No psychiatric disorder lifetime N=131	At least one current psychiatric disorder N=36	New-onset psychiatric disorders N=29	Significant suicide risk N=9
Baseline characteristics				
Age (years) (m (SD))	57.2 (14.0)	56.2 (9.4)	54.9 (9.2)	56.9 (7.2)
Women (n (%))	41 (31.3)	22 (61.1)**	18 (62.1)**	6 (66.7)
BMI (m (SD))	28.0 (7.8)	28.3 (4.9)	28.2 (5.3)	27.7 (4.3)
ICU stay (n (%))	78 (59.5)	12 (33.3)**	9 (31.0)	3 (33.3)
Intubation (n (%))	40 (30.5)	6 (16.7)	4 (13.8)	0 (0.0)
C-PAP (n (%))	35 (26.7)	7 (19.4)	6 (20.7)	2 (22.2)
Length of hospital stay (days) (m (SD))	22.6 (16.0)	19.6 (16.5)	18.2 (15.6)	14.7 (17.9)
Long COVID complaints				
Number of long COVID complaints (m (SD))	1.35 (1.48)	2.47 (1.30)***	2.41 (1.32)**	2.67 (1.32)*
Fatigue (n (%))	50 (40.7)	23 (63.9)**	19 (65.5)*	6 (66.7)
Respiratory complaints (n (%))	49 (37.4)	25 (69.4)**	19 (65.5)*	7 (77.8)*
Cognitive complaints (n (%))	23 (17.6)	17 (47.2)**	14 (48.3)**	6 (66.7)**
Muscle weakness (n (%))	14 (12.4)	3 (8.3)	2 (6.9)	0 (0.0)
Persistent pain (n (%))	12 (10.5)	4 (11.1)	4 (13.8)	2 (22.2)
Headache (n (%))	9 (7.9)	4 (11.1)	2 (6.9)	1 (11.1)
Paraesthesia (n (%))	26 (22.8)	8 (22.2)	8 (27.6)	2 (22.2)
Persistent anosmia (n (%))	10 (8.8)	5 (13.9)	2 (6.9)	1 (11.1)
Long COVID objective criteria				
MoCA <26 (n (%))	93 (66.0)	22 (61.4)	17 (58.6)	6 (66.6)
CT scan abnormalities	86 (67.2)	14 (41.2)*	12 (41.4)*	2 (22.2)*

*P<0.05; **p<0.01; ***p<0.001 (bold: statistically significant (p<0.05) differences with the control group (patients without any lifetime psychiatric disorder) in bivariate analyses).

BMI, body mass index; C-PAP, continuous positive airway pressure; HBP, high blood pressure; ICU, intensive care unit; m, mean; MoCA, Montreal Cognitive Assessment.

Anxiety (in 31.4% of patients), depressive (in 20.6% of patients), post-traumatic (in 14.2% of patients) and insomnia (in 53.6% of patients) symptoms have been described in a previous study.¹²

One hundred thirty-one (74.0%) patients were free of any psychiatric disorder (past or current). Thirty-six (20.3%) patients had at least one current psychiatric disorder, of which 29 (16.4%) were new-onset psychiatric disorders, including 24 (13.6%) major depressive episodes, 20 (11.3%) anxiety disorders and 7 (3.9%) PTSD. Nine (5.1%) patients had a significant suicide risk.

Seven (19.4%) of the 36 patients had a history of psychiatric disorder (major depressive disorder) before the onset of the acute COVID-19 infection. After COVID-19, six of them were diagnosed with a current major depressive episode, and one of them with a PTSD.

Number of long COVID complaints

The number of long COVID complaints was significantly associated with insomnia, anxiety, depressive and post-traumatic stress symptoms (table 1).

The number of long COVID complaints was greater in patients with a psychiatric disorder, in those with a new-onset psychiatric disorder and in those with a significant suicide risk compared with patients without any past or current psychiatric disorder (table 2).

Poisson regressions adjusted for age, sex, ICU stay showed that the number of long COVID complaints was higher in patients with a psychiatric disorder (estimate=0.45; 95% CI (0.18 to 0.72); p=0.001), a new-onset psychiatric disorder

(estimate=0.37; 95% CI (0.07 to 0.66); p=0.01) or a significant suicide risk (estimate=0.51; 95% CI (0.06 to 0.91); p=0.02).

Specific long COVID complaints

The occurrence of fatigue, respiratory and cognitive complaints, headache, paraesthesia and anosmia were all associated with higher scores for at least one psychometric self-measure, whereas muscle weakness and persistent pain were not (table 1).

Respiratory and cognitive complaints and persistent fatigue were more frequent in patients with psychiatric disorders, new-onset psychiatric disorders and significant suicide risk than in patients without any psychiatric disorders lifetime (table 2). No association was observed for the other long COVID complaints.

Multivariable logistic regressions including respiratory and cognitive complaints and persistent fatigue and adjusted for age, sex, ICU stay showed that respiratory complaints were associated with a higher risk of psychiatric disorder (OR=4.30; 95% CI (1.71 to 10.70); p=0.003) and new-onset psychiatric disorder (OR=2.45; 95% CI (1.16 to 7.80); p=0.03). Cognitive complaints were associated with a higher risk of psychiatric disorder (OR=2.63; 95% CI (1.03 to 6.73); p=0.04).

A multivariable logistic regression including respiratory and cognitive complaints, and adjusted for age, sex, ICU stay, showed that cognitive complaints were associated with a significant suicide risk (OR=7.33; 95% CI (1.52 to 44.3); p=0.02) (table 3).

Respiratory complaints (OR=7.8; 95% CI (2.1 to 39.4); p=0.005) and fatigue (OR=6.7; 95% CI (1.8 to 34.9); p=0.01) were more frequent in patients with anxiety disorders independently from other long COVID complaints, whereas

Table 3 Adjusted OR calculated from logistic regression model with adjustment on age, sex and ICU stay, assessing the association between long COVID complaints and psychiatric disorders

	At least one current psychiatric disorder OR (95% CI)	New-onset psychiatric disorders OR (95% CI)	Significant suicide risk* OR (95% CI)	Major depressive episodes OR (95% CI)	Anxiety disorders OR (95% CI)
Respiratory complaints	4.30 (1.71 to 10.70)	2.91 (1.16 to 7.80)	5.19 (0.99 to 42.1)	3.5 (1.2 to 11.4)	7.8 (2.1 to 39.4)
Cognitive complaints	2.63 (1.03 to 6.73)	2.46 (0.94 to 6.35)	7.33 (1.52 to 44.3)	4.8 (1.7 to 14.6)	1.4 (0.38 to 4.59)
Fatigue	2.49 (0.97 to 6.77)	2.08 (0.81 to 5.67)	–	0.89 (0.30 to 2.65)	6.7 (1.8 to 34.9)

95% CIs are in parentheses.

Bold: statistically significant ($p < 0.05$).

*Logistic regression model assessing the association between significant suicide risk and long COVID complaints do not include fatigue, since it was not associated with significant suicide risk in bivariate analyses.

cognitive (OR=4.8; 95% CI (1.7 to 14.6); $p=0.004$) and respiratory complaints (OR=3.5; 95% CI (1.2 to 11.4); $p=0.03$) were more frequent in patients with a major depressive episode (table 3).

DISCUSSION

This is the first study to examine the association between long COVID and psychiatric disorders diagnosed by qualified psychiatrists. It evidences the psychiatric burden associated with long COVID. We find that long COVID is associated with higher levels of psychiatric symptoms and current psychiatric disorders, new-onset psychiatric disorders and a current significant suicide risk. This is the first study showing this association between disorders diagnosed by psychiatrist.

Our results are in line with previous results showing an association between long COVID symptoms and psychiatric symptoms.^{15 18 36} Recent findings on electronic health records²³ showed a co-occurrence of psychiatric disorders and long COVID symptom but without systematic assessment by psychiatrists.

Suicidal ideation have been reported in patients with COVID-19 during the acute phase.³⁷ Our results show that suicide risk is also observed 4 months after COVID-19.

Specifically, cognitive and respiratory complaints are particularly associated with psychiatric disorders and suicide risk. Patients with respiratory complaints have a fourfold higher risk to have a disorder and a twofold higher risk to have a new-onset psychiatric disorder. Patients with cognitive complaints have a twofold higher risk to experience a psychiatric disorder and a sevenfold higher significant suicide risk. This later result is coherent with those reported in patients without COVID-19.³⁸ Of note, subjective complaints more than objective cognitive deficits assessed with the MoCA therefore appear to be the main issue in long COVID conditions.

The association between long COVID respiratory complaints and psychiatric disorders is in agreement with the scientific literature showing that respiratory complaints present in COVID-19 survivors³⁹ are associated with more psychiatric symptoms.^{15 18} Interestingly, this association was independent of lung CT scan abnormalities. In line with this finding, a discrepancy between long COVID respiratory complaints and lung CT scan abnormalities has been reported.¹⁰ More specifically, we show that respiratory complaints are associated with anxiety disorders, whereas both respiratory and cognitive complaints are associated with major depressive episodes, which could provide a diagnosis cue to clinicians.

We did not find any association between psychiatric disorders and other long COVID complaints, including muscle weakness, headache, paraesthesia, persistent pain or anosmia. It has been suggested that long COVID may comprise different syndromes,

each with a specific mechanism.¹ Our results suggest that a specific subtype of long COVID comprising respiratory and cognitive complaints may be particularly associated with anxiety and major depressive disorders. Further studies should confirm the identification of this specific subtype of long COVID.

This study has several limitations. First, its sample size is relatively small. Second, these patients were hospitalised for acute COVID-19. It is unclear whether our results can be extended to milder non-hospitalised forms of COVID-19. Further studies should include non-hospitalised patients, who may have different mechanisms underlying the persistence of symptoms. Moreover, the assessment was conducted 4 months postinfection, and the frequency of a persisting psychiatric disorders and the incidence of later ones is unknown. Indeed, recent studies suggest that some long COVID symptoms (but not anxiety and depressive symptoms) may disappear over time.¹¹ Third, since this was an inclusion criterion, a majority of patients has been hospitalised in ICU, and this group may not be representative of all patients hospitalised for an acute COVID-19 infection. Fourth, only some of the long COVID complaints known at the time of the study were investigated (eg, symptoms such as dizziness were not assessed). Fifth, the screening procedure might miss some psychiatric disorders.

The main strength of this study is the clinical characterisation of patients with COVID-19, with relevant somatic and psychiatric assessments following COVID-19. In particular, psychiatric disorders and significant suicide risk have been systematically checked with validated tools and evaluated by psychiatrists. The relevance of a systematic psychiatric assessment in COVID-19 survivors has been highlighted.⁴⁰ The comorbidity of long COVID with psychiatric disorders has to be taken into account first because they increase suicide risk and imply significant impairment, second because an adequate treatment of psychiatric disorders could improve long COVID outcome.

CONCLUSION

Long COVID complaints are associated with psychiatric disorders, new-onset psychiatric disorders, significant suicide risk and psychiatric symptoms. In patients with long COVID, especially those with respiratory or cognitive complaints, psychiatric disorders and suicide risk should be systematically assessed.

Author affiliations

¹Service Hospitalo-Universitaire de Psychiatrie de Bicêtre, Mood Center Paris Saclay, Assistance Publique-Hôpitaux de Paris, Hôpitaux Universitaires Paris-Saclay, Hôpital de Bicêtre, Le Kremlin Bicêtre, France

²MOODS Team, INSERM 1018, CESP (Centre de Recherche en Épidémiologie et Santé des Populations), Université Paris-Saclay, Faculté de Médecine Paris-Saclay, Le Kremlin Bicêtre, France

³Service de réanimation chirurgicale, Hôpital de Bicêtre, Le Kremlin-Bicêtre, Assistance Publique-Hôpitaux de Paris, Paris, France

⁴Service de médecine interne et immunologie clinique, Hôpital de Bicêtre, Assistance Publique-Hôpitaux de Paris, Paris, France

⁵Service de radiologie diagnostique et interventionnelle, Hôpital de Bicêtre, Assistance Publique-Hôpitaux de Paris, Paris, France

⁶Service de réanimation pédiatrique et médecine néonatale, Hôpital de Bicêtre, Assistance Publique-Hôpitaux de Paris, Paris, France

⁷Centre de Recherche Clinique, Hôpitaux Universitaires Paris-Saclay, Assistance Publique-Hôpitaux de Paris, Hôpital de Bicêtre, Assistance Publique-Hôpitaux de Paris, Paris, France

⁸Service de médecine intensive-réanimation, hôpital de Bicêtre, Assistance Publique-Hôpitaux de Paris, Paris, France

⁹Service de pneumologie et soins intensifs respiratoires, Hôpital de Bicêtre, Assistance Publique-Hôpitaux de Paris, Paris, France

Twitter Matthieu Gasnier @m_gasnier, David Montani @Montanidavid and Emmanuelle Corruble @MOODS_Inserm

Acknowledgements We thank the patients who participated in this cohort, as well as the physicians, psychologists, nurses, caregivers, biologists, pharmacists, other allied health professionals and administrators of Bicêtre Hospital and the Assistance Publique-Hôpitaux de Paris.

Collaborators The COMEBAC study group: Luc Morin, MD, MSc; Laurent Savale, MD, PhD; Tai Pham, MD, PhD; Romain Colle, MD, PhD; Samy Figueiredo, MD, PhD; Anatole Harrois, MD, PhD; Matthieu Gasnier, MD; Anne-Lise Lecoq, MD, PhD; Olivier Meyrignac, MD, PhD; Nicolas Noel, MD, PhD; Elodie Baudry, MD; Marie-France Bellin, MD; Antoine Beurnier, MD; Walid Choucha, MD; Emmanuelle Corruble, MD, PhD; Laurent Dortet, PharmD, PhD; Isabelle Hardy-Leger, MA; François Radiguer, MA; Sabine Sportouch, MA; Christiane Verry, MD; Benjamin Wyplosz, MD, PhD; Mohamad Zaidan, MD, PhD; Laurent Becquemont, MD, PhD; David Montani, MD, PhD; Xavier Monnet, MD, PhD.

Contributors MG, EC, RC: conception of the study; the design of the study, collection of the data, statistical analysis, interpretation of the results, drafting of the manuscript and editing. FJ: interpretation of the results, editing and approval of the final version of the manuscript. KC: interpretation of the results, language editing and approval of the final version of the manuscript. WC, FR, AB, TF, CK, PT, MD, AEKTB, HH, IH-L, OM, LM, A-LL, TP, NN, DM, XM, LB participated in the collection of the data, and editing. All authors: approval of the final version of the manuscript. EC and RC are the guarantors of this work. The corresponding author attests that all listed authors meet authorship criteria and that no others meeting the criteria have been omitted.

Funding This study was funded by the Assistance Publique—Hôpitaux de Paris.

Disclaimer The funder was not involved in the design and conduct of the study, collection, management, analysis and interpretation of the data, preparation, review or approval of the manuscript, nor the decision to submit the manuscript for publication.

Competing interests All authors have completed the ICMJE uniform disclosure form at <http://www.icmje.org/disclosure-of-interest/> and declare: no support from any organisation for the submitted work; no financial relationships with any organisations that might have an interest in the submitted work in the previous 3 years; no other relationships or activities that could appear to have influenced the submitted work. NN reported personal fees from MSD and Biogen outside the submitted work. DM reported personal fees from Actelion, GSK, Pfizer, MSD, Chiesi, Boehringer and Incyte Biosciences France, grants from Bayer and MSD and non-financial support from Acceleron outside the submitted work. XM reported personal fees from Getinge Pulsion Medical and Baxter outside the submitted work. No other disclosures were reported. LB reported grants from Sanofi Genzyme for a presentation concerning Gaucher disease, and pharmacogenetics and drug interactions with Eliglustat outside the submitted work.

Patient consent for publication Not applicable.

Ethics approval The Ethics Committee of the French Intensive Care Society (CE20-56) approved the study. All patients provided written informed consent to this study.

Provenance and peer review Not commissioned; externally peer reviewed.

Data availability statement Data may be obtained from a third party and are not publicly available. Not applicable.

This article is made freely available for personal use in accordance with BMJ's website terms and conditions for the duration of the covid-19 pandemic or until otherwise determined by BMJ. You may download and print the article for any lawful, non-commercial purpose (including text and data mining) provided that all copyright notices and trade marks are retained.

ORCID iDs

Matthieu Gasnier <http://orcid.org/0000-0003-4887-4025>

Abd El Kader Ait Tayeb <http://orcid.org/0000-0001-6432-1098>

Nicolas Noel <http://orcid.org/0000-0003-4055-617X>

David Montani <http://orcid.org/0000-0002-9358-6922>

Romain Colle <http://orcid.org/0000-0002-2549-4495>

REFERENCES

- Marshall M. The four most urgent questions about long COVID. *Nature* 2021;594:168–70.
- Nalbandian A, Sehgal K, Gupta A. Post-acute COVID-19 syndrome. *Nat Med*.
- Soriano JB, Murthy S, Marshall JC, et al. A clinical case definition of post-COVID-19 condition by a Delphi consensus. *Lancet Infect Dis* 2022;22:e102–7.
- CDC Healthcare workers, 2020. Available: <https://www.cdc.gov/coronavirus/2019-ncov/hcp/clinical-care/post-covid-conditions.html> [Accessed 27 Aug 2021].
- Coronavirus national guidance for post-COVID syndrome assessment clinics. Available: <https://www.england.nhs.uk/coronavirus/publication/national-guidance-for-post-covid-syndrome-assessment-clinics/> [Accessed 08 Jul 2021].
- Sivan M, Taylor S. NICE guideline on long covid. *BMJ* 2020;371:m4938.
- Montani D, Savale L, Beurnier A. Multidisciplinary approach for post-acute COVID-19 syndrome: time to break down the walls. *Eur Respir J*.
- Altmann DM, Boyton RJ. Decoding the unknowns in long covid. *BMJ* 2021;372:n132.
- Brodin P. Immune determinants of COVID-19 disease presentation and severity. *Nat Med* 2021;27:28–33.
- Froidure A, Mahsoui A, Liistro G, et al. Integrative respiratory follow-up of severe COVID-19 reveals common functional and lung imaging sequelae. *Respir Med* 2021;181:106383.
- Huang L, Yao Q, Gu X, et al. 1-year outcomes in hospital survivors with COVID-19: a longitudinal cohort study. *The Lancet* 2021;398:747–58.
- Writing Committee for the COMEBAC Study Group, Morin L, Savale L, et al. Four-Month clinical status of a cohort of patients after hospitalization for COVID-19. *JAMA* 2021;325:1525–34.
- de Graaf MA, Antoni ML, Ter Kuile MM, et al. Short-term outpatient follow-up of COVID-19 patients: a multidisciplinary approach. *EClinicalMedicine* 2021;32:100731.
- Mei Q, Wang F, Bryant A, et al. Mental health problems among COVID-19 survivors in Wuhan, China. *World Psychiatry* 2021;20:139–40.
- Naidu SB, Shah AJ, Saigal A. The high mental health burden of “Long COVID” and its association with on-going physical and respiratory symptoms in all adults discharged from hospital. *Eur Respir J*.
- Tomasoni D, Bai F, Castoldi R, et al. Anxiety and depression symptoms after virological clearance of COVID-19: a cross-sectional study in Milan, Italy. *J Med Virol* 2021;93:1175–9.
- Méndez R, Balanzá-Martínez V, Luperdi SC. Short-Term neuropsychiatric outcomes and quality of life in COVID-19 survivors. *J Intern Med*.
- Raman B, Cassar MP, Tunnicliffe EM, et al. Medium-term effects of SARS-CoV-2 infection on multiple vital organs, exercise capacity, cognition, quality of life and mental health, post-hospital discharge. *EClinicalMedicine* 2021;31:100683.
- Taquet M, Luciano S, Geddes JR, et al. Bidirectional associations between COVID-19 and psychiatric disorder: retrospective cohort studies of 62 354 COVID-19 cases in the USA. *Lancet Psychiatry* 2021;8:130–40.
- Taquet M, Geddes JR, Husain M, et al. 6-month neurological and psychiatric outcomes in 236 379 survivors of COVID-19: a retrospective cohort study using electronic health records. *Lancet Psychiatry* 2021;8:416–27.
- Gasnier M, Choucha W, Radiguer F, et al. Acute objective severity of COVID-19 infection and psychiatric disorders 4 months after hospitalization for COVID-19. *J Clin Psychiatry* 2021;83. doi:10.4088/JCP.21br14179. [Epub ahead of print: 23 11 2021].
- Santomauro DF, Herrera AMM, Shadid J, et al. Global prevalence and burden of depressive and anxiety disorders in 204 countries and territories in 2020 due to the COVID-19 pandemic. *Lancet* 2021;398:1700–12.
- Taquet M, Dercon Q, Luciano S, et al. Incidence, co-occurrence, and evolution of long-COVID features: a 6-month retrospective cohort study of 273,618 survivors of COVID-19. *PLoS Med* 2021;18:e1003773.
- Janiri D, Carfi A, Kotzalidis GD, et al. Posttraumatic stress disorder in patients after severe COVID-19 infection. *JAMA Psychiatry* 2021;78:567.
- Metral M, Nadin I, Locatelli I, et al. How helpful are the European AIDS clinical Society cognitive screening questions in predicting cognitive impairment in an aging, well-treated HIV-positive population? *HIV Med* 2020;21:342–8.
- Nasreddine ZS, Phillips NA, Bédirian V, et al. The Montreal cognitive assessment, MoCA: a brief screening tool for mild cognitive impairment. *J Am Geriatr Soc* 2005;53:695–9.
- Bastien CH, Vallières A, Morin CM. Validation of the insomnia severity index as an outcome measure for insomnia research. *Sleep Med* 2001;2:297–307.
- Spinhoven P, Ormel J, Sloekers PP, et al. A validation study of the hospital anxiety and depression scale (HADS) in different groups of Dutch subjects. *Psychol Med* 1997;27:363–70.
- Aalto A-M, Elovainio M, Kivimäki M, et al. The Beck depression inventory and general health questionnaire as measures of depression in the general population: a

- validation study using the composite international diagnostic interview as the gold standard. *Psychiatry Res* 2012;197:163–71.
- 30 Blevins CA, Weathers FW, Davis MT. The Posttraumatic Stress Disorder Checklist for *DSM-5* (PCL-5): Development and Initial Psychometric Evaluation: Posttraumatic Stress Disorder Checklist for *DSM-5*. *Journal of Traumatic Stress* 2015;28:489–98.
 - 31 Baumgart P, Garrick T. Assessment of depressive symptoms in medically ill patients. *JAMA* 2021;325:2497–8.
 - 32 Gold SM, Köhler-Forsberg O, Moss-Morris R, et al. Comorbid depression in medical diseases. *Nat Rev Dis Primers* 2020;6:69.
 - 33 American Psychiatric Association. *Diagnostic and Statistical Manual of Mental Disorders*. 5th edn. American Psychiatric Association, 2013.
 - 34 Harm Research. Mini international neuropsychiatric interview (mini) 7.0.2, 2017. Available: <https://harmresearch.org/index.php/product/mini-international-neuropsychiatric-interview-mini-7-0-2-4/> [Accessed 03 Sep 2021].
 - 35 Roaldset JO, Linaker OM, Bjørkly S. Predictive validity of the mini suicidal scale for self-harm in acute psychiatry: a prospective study of the first year after discharge. *Arch Suicide Res* 2012;16:287–302.
 - 36 Evans RA, McAuley H, Harrison EM, et al. Physical, cognitive, and mental health impacts of COVID-19 after hospitalisation (PHOSP-COVID): a UK multicentre, prospective cohort study. *Lancet Respir Med* 2021;9:1275–87.
 - 37 North CS, Sorg EM, Youn S, et al. Case 28-2021: a 37-year-old woman with Covid-19 and suicidal ideation. *N Engl J Med* 2021;385:1125–32.
 - 38 Rasmussen ML, Dyregrov K, Haavind H, et al. The role of self-esteem in suicides among young men. *Omega* 2018;77:217–39.
 - 39 Bellan M, Soddu D, Balbo PE, et al. Respiratory and psychophysical sequelae among patients with COVID-19 four months after hospital discharge. *JAMA Netw Open* 2021;4:e2036142.
 - 40 Marx BP, Schnurr PP, Friedman MJ. Improving the assessment of COVID-19–Associated posttraumatic stress disorder. *JAMA Psychiatry* 2021;78:795.