

Comparative Analysis of Performance of Two Scheffler Solar Concentrators Having Different Concentration Ratios

Prof. Anita Nene^{#1}, Prof Dr. S. Suyambazhahan*², Prof Dr S. Ramchandra^{#3}

[#]Mechanical department, Sathyabama University, Jeppiaar Nagar Chennai India.

¹anita.nene@mitpune.edu.in

³aishram2006@gmail.com

* College of Engineering, Qassim University, Buraydah, KSA

²suyamiitm@gmail.com

Abstract - Two different Scheffler concentrators with concentration ratio 48 and 17 were installed and experimentation was carried out to improve the performance of the Scheffler solar concentrator system. Receiver is the heart of the system. Parameters used for experimentation are related to receiver only. Shape of receiver, position of receiver, inlet temperature of water of receiver, covering of receiver with glass to reduce convection losses. Concentration ratio is the ratio of aperture area to receiver area both Scheffler concentrators have receiver of same size and volume. scheffler with concentration ratio 48 generates steam up to 3 bar gauge pressure of steam and heat gain rate is 2 kw, and scheffler with concentration ratio 17 develops up to 1 bar gauge pressure of steam and heat gain rate is 0.6 kw. If temperature of water at inlet is 50 degree instead of 30 degree, performance of Schefflers improves due to reduction in thermal inertia. Conical receiver due to more surface area for heat transfer during tilt gives better performance than cylindrical receiver to generate steam. As solar radiations increases efficiency of Scheffler solar concentrators decreases. If wind speed increases from 1 to 3 m/s efficiency decreases.

Keywords—scheffler concentrator, solar radiations, thermal efficiency, concentration ratio, optimization, receiver.

I. Introduction

Fixed focus elliptical dish which is often called as Scheffler concentrator was introduced by the Wolfgang Scheffler, a German scientist in 1990[4]. The performance of Scheffler concentrator system depends on various thermal and optical properties of receiver, receiver geometry and orientation of the system with respect to sun position in sky[5].

The literature survey shows that the types of receivers investigated both experimentally and numerically are mainly cavity receiver of cylindrical shape [9-14]. In some cases cavity receiver of conical, cone-cylindrical and hetro-conical in shape are also tested. Rupesh J. Patil [6], performed an experimental analysis on 8 m²Scheffler reflector for water heating. Output power and efficiency of the system was 1.30 kW and 21.61% respectively at average value of beam radiation 742 W/m². Vishal R. Dafle [7], has done design, fabrication, and performance evaluation for 16 m²Scheffler reflector for cooking application. The efficiency achieved was 37.41 %. Rakesh Sharma [9], has developed and implemented a test procedure for paraboloid concentrating collector with cavity receiver on field unit. Performance equation was developed. Parametric study for performance improvement of Scheffler concentrator is not available in literature.

II. Scheffler Concentrator System

A Design of experimental setup, selection of Parameters such as (1) shape of receiver (2) initial heating of inlet temperature to 50°C (3) tilting of the receiver with horizontal at 30,45,60 degree (4) receiver with glass cover, were considered. Thermal analysis experimentally and analytically has been done with the objective of Optimization. The concentrator or reflector is the part of the system that directs radiation on to the receiver .It consists of a large number of glass plates. It is a small lateral section of a much larger parabola. A receiver is the element of the system where the radiation is absorbed and converted to some other energy form. Receiver which contains working fluid is placed at the focus of Scheffler concentrator. Receiver material is mild steel and surfaces are black painted having absorptivity 0.91. Delta Polyurethane, known as PUF material of 50 mm thickness is used for insulation for receiver surface except frontal surface. The aperture of the concentrator is the opening through which solar radiation enters the concentrator. Aperture area for big Scheffler is 6.5 m² and for small Scheffler 2.5 m² Concentration ratio is the ratio of aperture area to receiver area. The concerned concentrator is fixed focus which means sunlight is focused on a fixed point whereby the adjustment is designed in such a way that the burning point remains fixed. Daily rotation axis of concentrator is parallel to earth axis in north south direction. The focus is located on the axis of rotation to prevent it from moving when the

concentrator rotates. During the day the concentrated light will only rotate around its own centre but not move sideways in any direction so focus is fixed

III. Experimental Set Up

Fig.1 and Fig.2 shows the experimental setups of Scheffler concentrator systems[8]. with area 2.7 m^2 and 9.2 m^2 and concentration ratio 17 and 48 respectively, cylindrical and conical receivers are used for experimentation. Diameter and volume of both the receivers are designed equal.



Fig.1. Experimental setups (tilt condition) of small Scheffler ,concentration ratio 17 with conical receive



Fig.2. Experimental setup (Normal condition) of big Scheffler, concentration ratio 48 with cylindrical receiver

An anemometer is used to measure wind speed and ambient temperature is measured by temperature sensor. All instruments such as pyrometer, anemometer and temperature sensor are coupled with data logger. Data logger with its various instruments is mounted at weather station available at experimental field. The data logger is a microchip equipped tool that helps in measuring analogue data collected by the instruments and presents and stores them in digital format. K-type thermocouples are used for measuring the surface temperature of receiver. Tilting arrangement is provided for both receivers and measurement of tilting angle has been done using an inclinometer.

For big Scheffler, receiver and storage tank are built separately, while for small Scheffler, receiver cum storage tank is used. Experimentation is done as per Bureau of Indian Standards (BIS) procedure[1-3]. For both big and small Scheffler, working fluid is water. Mass flow rate of steam is measured and thermal Efficiency is calculated. Readings include focus Temperature, receiver surface temperature, Air temperature, Global radiation, Diffused radiation, wind speed, mass of steam generated per hour and pressure. More than fifty readings were recorded during month of March to May 2016 for different cases.

Thermal efficiency of receiver is calculated on the basis of parameters like(1) shapes of receiver(2) initial heating of inlet temperature to 50°C(3) tilting of the receiver with horizontal at 30,45,60 degree and(4) receiver with glass cover.

The thermal efficiency experimentally is calculated with equation:

$$\text{Thermal efficiency } (\eta) = \frac{M_s \times h_{fg}}{A_p \times I_{bn} \times T} \times 100 \quad (1)$$

Where, M_s – Mass flow rate of Steam (kg/hr), h_{fg} -latent heat(kJ/kg)

I_{bn} – Direct Solar Radiation (W/m^2), A_p -aperture area

T – 3600/1000(conversion factor)

IV. Result and Discussion

In the present study parametric analysis has been done for improvement in thermal Efficiency of Scheffler concentrator systems used for steam generation. For small Scheffler steam generation rate is 0.5 kg/hr at 1 bar gauge steam pressure and 1.5 kg/hr at 3 bar gauge steam pressure at normal condition. For big Scheffler steam generation rate is 1.5 kg/h at 1bar gauge steam pressure and 3.5 kg/hr at 3bar gauge steam pressure at normal condition .Table 1 shows values of thermal efficiency for different conditions of two Scheffler concentrators by experimentation.

TABLE I. Range of thermal efficiencies for different conditions (experimentally calculated).

	Condition	Thermal Efficiency (%)	
		Low CR (17) p-up to 3 bar absolute	High CR (48) p-up to 5 bar absolute
Cylindrical Receiver	Normal Condition	35 to 45	38 to 48
	Initial Heating	54 to 58	48 to 52
	Tilting of Receiver	28 to 30	30 to 32
	Receiver with Glass Cover	28 to 35	35 to 38
Conical Receiver	Normal Condition	30 to 32	30 to 35
	Initial Heating	48 to 52	45 to 55
	Tilting of Receiver	55 to 58	55 to 60
	Receiver covered with Glass cover	20 to 30	33 to 38

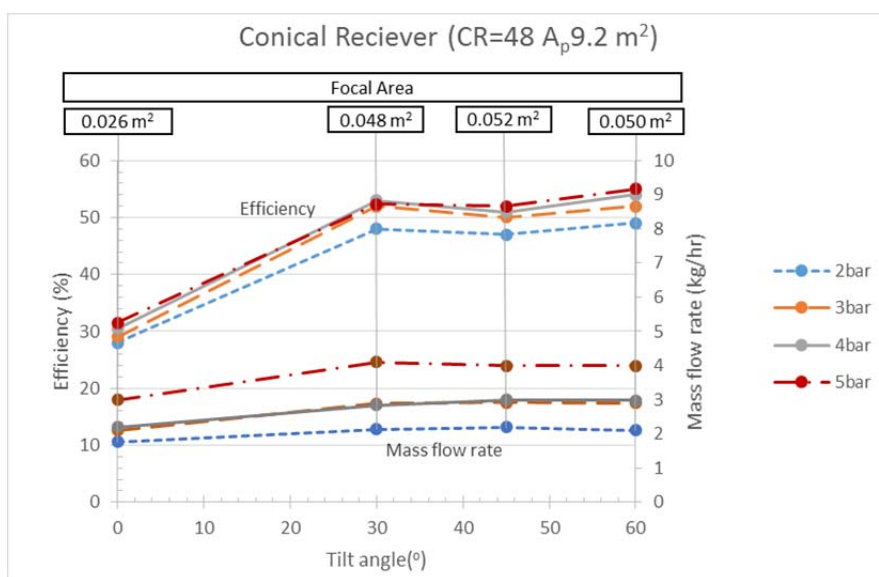


Fig 3. Efficiency and mass flow rates variation for different tilt angle of conical receiver for 9.2 m² Scheffler concentrator.

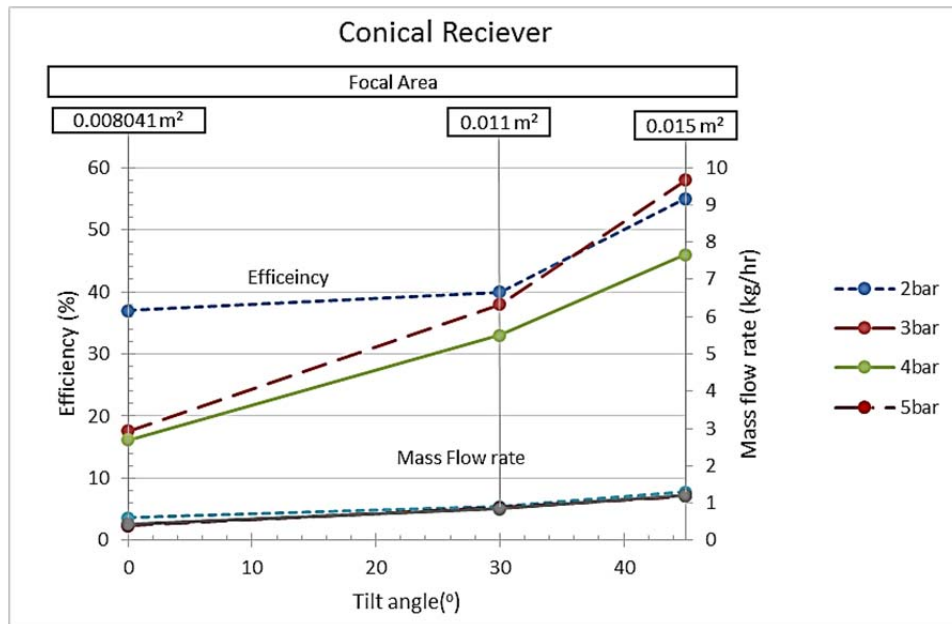


Fig. 4 Efficiency and mass flow rates variation for different tilt angle of conical receiver for 2.7 m² Sheffler concentrator.

A. Conical Receiver

Fig.3 and Fig.4 shows thermal efficiencies and mass flow rate during tilt of receiver in upward direction to horizontal, For big sheffler and small sheffler respectively. For conical receiver system efficiency and mass flow rate increases with tilt angle up to 45° tilt of receiver with horizontal for small Scheffler. Tilt up to 60 degree it is out of focus for small sheffler. For big Scheffler mass flow rate and efficiency seems to increase up to 30° and saturate beyond 30° tilt of conical receiver. Tilt up to 60 degree is out of focus for big sheffler. Focal area were measured for all these conditions on receiver surface .At 45° tilt area is 0.015m² for small sheffler. It shows for big sheffler that focal area on receiver surface does not increase significantly beyond 30° tilt of receiver and focal area at 30 degree tilt is 0.042m²

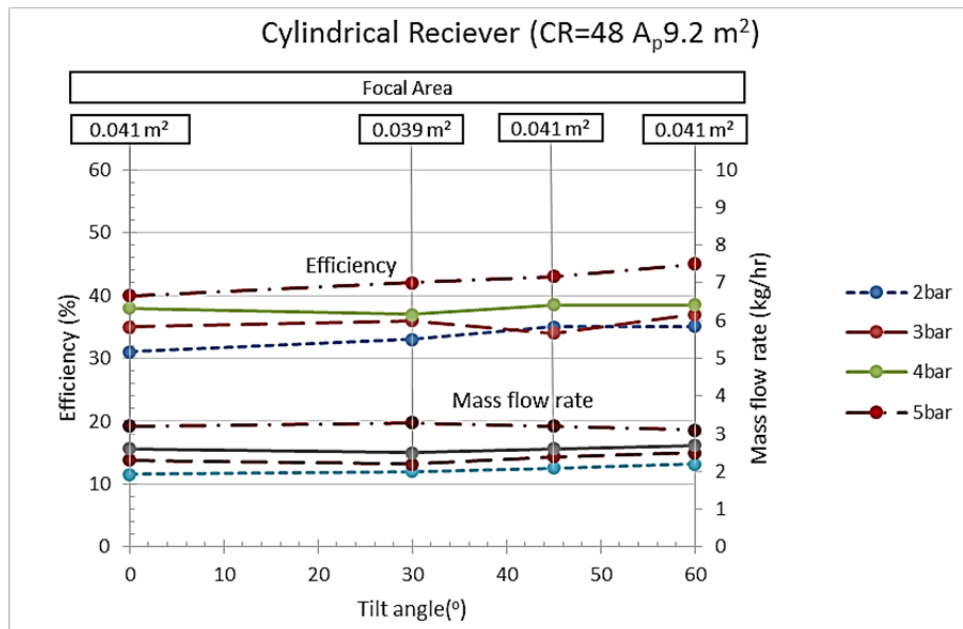


Fig. 5 Efficiency and mass flow rates variation for different tilt angle of cylindrical receiver for 9.2 m² Sheffler Concentra

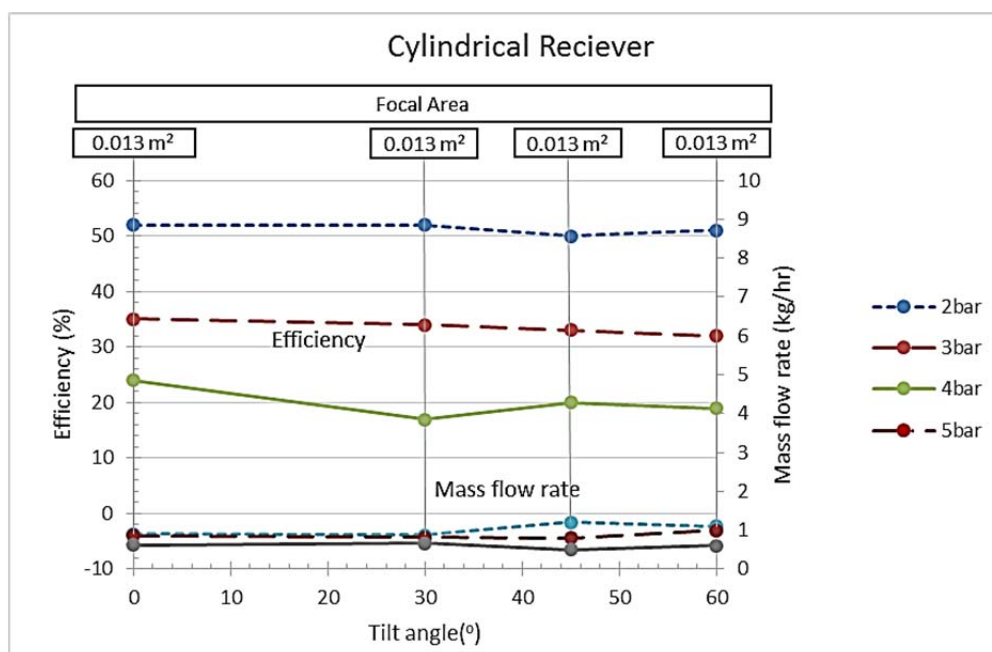


Fig. 6 Efficiency and mass flow rates variation for different tilt angle of cylindrical receiver for 2.7 m² Scheffler concentrator

B. Cylindrical Receiver

For small and big Scheffler Concentrator tilting of cylindrical receiver with horizontal has very little increasing effect on efficiency and generated mass flow rate of steam as shown in fig.5& fig. 6. Focal area where solar rays get concentrated remains approximately same for tilt and without tilt conditions of cylindrical receiver. Hence it is not a good option for thermal efficiency improvement. Increase in steam pressure leads to increased efficiency and mass flow rate in big Scheffler concentrator while small Scheffler concentrator shows decrease in efficiency and mass flow rate with increase steam pressure above 2 bar gauge in both cases of conical and cylindrical receiver. Initial heating is the best option for cylindrical receiver. Tilting up to 30 degree for big scheffler and tilting up to 45° for small scheffler with initial heating of inlet water of receiver up to 50 degree is best option for conical receiver.

V. Conclusion

An experimental results shows that cylindrical receiver has maximum efficiency in case of initial heating of water (50°C) for small and big scheffler, as initial heating of inlet water reduces the thermal inertia and this result in increase in mass flow rate of steam, hence thermal efficiency gets improved. Conical receiver gives maximum efficiency for tilt of receiver 45° for small Scheffler because in tilting condition it has maximum focus area (0.015m²) which increase the heat input to the water. Conical receiver gives maximum efficiency For tilt of conical receiver 30° for big scheffler.. Among different parameter tested, general condition and initial heating is found good operating condition for cylindrical receiver. Conical receiver performed well for initial heating and tilting condition. Thermal efficiency does not improve for glass cover condition. There is good agreement between analytical and experimental value of thermal efficiency with maximum deviation 20% for cylindrical receiver and 14 % for conical receiver.

References

- [1] John A.duffie and William A. Beckman, Solar Engineering of Thermal Processes, 3rd Edition, John Wiley and Sons, Inc, 2006.
- [2] S.P.Sukhatme, J.K.Nayak, Solar Energy Principle of Thermal Collection and Storage, 3rd edition, McGraw Hill Education (India) Pvt.Ltd., 2013.
- [3] Yunus A.Cengel, Heat and Mass Transfer, 4th edition, Tata McGraw Hill, 2013.
- [4] Wolfgang Scheffler, "Introduction to the Revolutionary Design of Scheffler Reflectors", International Conference on Solar Cookers, Granada, Spain, 2006.
- [5] C. A. Kinjavdekar, V. P. Muley, S. B. Kedare and J. K. Nayak, "A Test Procedure for Determining Optical Characteristics of a Dish Concentrator and its Implementation on a Scheffler Dish", Solar Energy Society of India, vol. 20, No. 1 & 2, June - December, 2010.
- [6] Rupesh J. Patil , Gajanan K. Awari , Mahendra P. Singh, " Experimental Analysis Of Scheffler Reflector Water Heater", Thermal Science, vol. 15, No. 3, pp. 599-604, 2011.
- [7] Vishal R. Dafle, Prof. N.N.Shinde, " Design, Development & Performance Evaluation Of Concentrating Monoaxial Scheffler Technology For Water Heating And Low Temperature Industrial Steam Application", International Journal of Engineering Research and Applications (IJERA), vol. 2, Issue 6, pp.848-852, November- December 2012.
- [8] Ajay Chandak, Sunil K. Somani, Deepak Dubey, " Design, Development and Testing of Multieffect Distiller/Evaporator Using Scheffler Solar Concentrators", Journal of Engineering Science and Technology, vol. 4, No. 3, pp. 315 – 321, 2009.
- [9] V.Rakesh Sharma, S.J.Bhosale, S.B.Kedare and J.K.Nayak, "Field Tests of the performance of paraboloid solar concentrator – ARUN160 at Latur", Advances in Energy Research, 2006.

- [10] M. Prakash, S.B. Kedare, J.K. Nayak, "Investigations on heat losses from a solar cavity receiver", Solar Energy, vol.83, pp. 157–170, 2008.
- [11] M. Prakash, "Numerical Study of Natural Convection Heat Loss from Cylindrical Solar Cavity Receivers", ISRN Renewable Energy, Article ID 104686, 2014.
- [12] Milind S Patil, "Heat Loss Characterization from Solar Concentrator Receiver– A Review", International Journal of Engineering Science and Technology, vol. 2, pp. 7531-7539, 2010.
- [13] R. D. Jilte, S. B. Kedare, and J. K. Nayak, "Comparison of Cavity Receivers with and without Mouth-Blockage of Different Shapes and Sizes Used in Paraboloid Dish Applications", Journal of Fundamentals of Renewable Energy and Applications, vol. 2, Article ID R120306, 2012.
- [14] B. S. Gawali, A. G. Kawade, G. S. Deshpande, "Thermal analysis of Scheffler cavity receiver for distribution and heat losses during solar period", ISHMT-ASME, Heat and Mass Transfer Conference January 4-6, Mumbai, India, 2010 .

Author Profile

Prof (Mrs) Anita Arvind Nene, Associate Professor, MAEER's MIT, Pune. Research scholar at Sathyabama University. Total teaching experience of 20 years in Mechanical Engineering

Prof Dr. S. Suyambazhahan, College of Engineering, Qassim University, Buraydah, KSA. Specialisation in Heat Transfer & CFD, Teaching experience Total 28 years.

Prof. Dr. S Ramchandran Prof sathyabama University. Teaching experience 29 years in Mechanical Engineering.