

# Comparative LCA of recycled and conventional concrete for structural applications

**Journal Article****Author(s):**

Knoeri, Christof; Sanye-Mengual, Esther; Althaus, Hans-Jörg

**Publication date:**

2013-06

**Permanent link:**

<https://doi.org/10.3929/ethz-b-000067902>

**Rights / license:**

[In Copyright - Non-Commercial Use Permitted](#)

**Originally published in:**

The International Journal of Life Cycle Assessment 18(5), <https://doi.org/10.1007/s11367-012-0544-2>

# Comparative LCA of recycled and conventional concrete for structural applications

Christof Knoeri · Esther Sanyé-Mengual · Hans-Joerg Althaus

Received: 11 January 2012 / Accepted: 18 December 2012 / Published online: 23 January 2013  
© Springer-Verlag Berlin Heidelberg 2013

## Abstract

**Purpose** Construction and demolition (C&D) waste recycling has been considered to be a valuable option not only for minimising C&D waste streams to landfills but also for mitigating primary mineral resource depletion. However, the potentially higher cement demand due to the larger surface of the coarse recycled aggregates challenges the environmental benefits of recycling concrete. Furthermore, it is unclear how the environmental impacts depend on concrete mixture, cement type, aggregates composition and transport distances.

**Methods** We therefore analysed the life cycle impacts of 12 recycled concrete (RC) mixtures with two different cement types and compared it with corresponding conventional concretes (CC) for three structural applications. The RC mixtures were selected according to laws, standards and construction practice in Switzerland. We compared the environmental impacts of ready-for-use concrete on the construction site, assuming equal lifetimes for recycled and conventional concrete in a full life cycle assessment.

System expansion and substitution are considered to achieve the same functionality for all systems.

**Results and discussion** The results show clear (~30 %) environmental benefits for all RC options at endpoint level (ecoincicator 99 and ecological scarcity). The difference is mainly due to the avoided burdens associated to reinforcing steel recycling and avoided disposal of C&D waste. Regarding global warming potential (GWP), the results are more balanced and primarily depend on the additional amount of cement needed for RC. Above 22 to 40 kg additional cement per cubic metre of concrete, RC exhibits a GWP comparable to CC. Additional transport distances above 15 km for the RC options do result in environmental impacts higher than those for CC.

**Conclusions** In summary, the current market mixtures of recycled concrete in Switzerland show significant environmental benefits compared to conventional concrete and cause similar GWP, if additional cement and transport for RC are limited.

**Keywords** Cement · Construction and demolition waste · Life cycle assessment · Recycled concrete · Transport

Responsible editor: Christopher J. Koroneos

**Electronic supplementary material** The online version of this article (doi:10.1007/s11367-012-0544-2) contains supplementary material, which is available to authorized users.

C. Knoeri · H.-J. Althaus  
Laboratory for Technology and Society, Empa, Swiss Federal  
Laboratories for Materials Science and Technology,  
Ueberlandstrasse 129,  
8600 Dübendorf, Switzerland

E. Sanyé-Mengual  
Sostenipra (ICTA-IRTA-Inèdit)–Institute of Environmental  
Science and Technology, Universitat Autònoma de Barcelona  
(UAB), Campus de la UAB,  
08193 Cerdanyola del Vallès, Spain

C. Knoeri (✉)  
Sustainability Research Institute, School of Earth & Environment,  
University of Leeds, LS2 9JT Leeds, UK  
e-mail: c.knoeri@leeds.ac.uk

## 1 Introduction

### 1.1 Background

Concrete is the most heavily consumed material in the construction sector and the second most heavily consumed substance on Earth after water (ISO 2005; Weil et al. 2006). The estimated worldwide concrete consumption was between 21 and 31 billion tonnes in 2006 (WBCDS 2009). In addition, construction and demolition (C&D) waste has become the largest (Schachermayer et al. 2000; FOEN 2010) and increasing (Muller 2006; Bergsdal et al. 2007; Hashimoto et al. 2007; Hao et al. 2007) waste fraction in industrialised countries. Thus, C&D waste reuse as concrete aggregates has been considered as a valuable option to

substitute the primary aggregates in concrete production (Blum and Stutzriemer 2007; Weil et al. 2006; Rao et al. 2007) as well as reducing the C&D waste deposition (Lawson et al. 2001; Hiete et al. 2011; Woodward and Duffy 2011), where space for landfills is increasingly scarce (Duran et al. 2006; WBCDS 2009). In the European Union, where the average C&D waste recycling rate is 33 % (Eurostat 2009), the most recent waste legislation established a material recovery rate target of 70 % for 2020 for this group of wastes (including reuse, recycling or other material recovery) (EC 2008). In the Netherlands, concrete landfilling is banned and the recycling rate is 100 % (apart from some residual process waste) (WBCDS 2009).

In Switzerland, about 80 % of the C&D waste is recycled (FSO 2010). This comparably high recycling rate is mainly due to high on-site recycling rates in civil engineering,<sup>1</sup> where about 94 % of the C&D waste are reused (FOEN 2001, 2005). C&D waste from structural engineering<sup>2</sup> is usually downcycled (i.e. used in low-grade applications such as lean concrete) or landfilled (Spoerri et al. 2009; FOEN 2001; Knoeri et al. 2011). The technical potential for use of recycled concrete (RC) in structural concrete applications has been demonstrated in various research projects (Hoffmann and Jacobs 2007; Li 2008; Poon et al. 2009; Rao et al. 2007). In addition, these applications are already defined in legislation and standards (KBOB 2007; SIA 2010; FOEN 2006) and reference projects have demonstrated their practicability (Hofmann and Patt 2006).

However, environmental benefits of high-grade RC applications have been in doubt (Holcim 2010). Since cement is the main contributor to many environmental impacts (e.g. global warming potential (GWP), in kilogram CO<sub>2</sub> equivalent) of concrete, additional cement use for RC due to the larger grain surface area of recycled aggregates (Fonseca et al. 2011; Cabral et al. 2010; Limbachiya et al. 2007; Hoffmann and Jacobs 2007) might outweigh potential benefits of natural aggregate substitution (Weil et al. 2006). In previous studies, the RC aggregate percentages ranged from 25 % (Holcim 2010) to 100 % (Fonseca et al. 2011) and, consequently, additional cement content ranged from 0 (Fonseca et al. 2011) to 30 kg (Weil et al. 2006). Furthermore, the substitution of C&D waste disposal and steel production through recycling of (reinforced) concrete is neglected in previous life cycle assessment (LCA) studies (Weil et al. 2006; Marinkovic et al. 2010; Holcim 2010). In addition, transport distances and types (Marinkovic et al. 2010), and C&D waste treatment (Mercante et al. 2011) have been found to significantly affect the balance of RC. This implies that environmental benefits of

different RC mixtures in comparison with conventional concrete (CC) are still in doubt. Furthermore is the sensitivity of such comparison to additional cement for RC, C&D waste composition, and different transport distances yet unclear.

## 2 Materials and methods

### 2.1 Goal and scope

This project aims to establish a comparative LCA of CC and RC and to analyse the effect of cement content and transport distances. Allocation is avoided by system expansion and substitution according to ISO 14044 (ISO 2006). The results will provide policy recommendations for construction waste management and support construction stakeholders' decisions (i.e. awarding authorities, engineers, architects and contractors (Knoeri et al. 2011)). The system includes all processes from aggregates' extraction (CC) and building dismantling (RC) to ready-for-use concrete on the construction site. The construction process and the use phase of conventional and recycled concrete structures are assumed to be comparable and are therefore omitted from the analysis. Consequently, the functional unit is 1 m<sup>3</sup> of concrete of a specific strength class at the construction site.

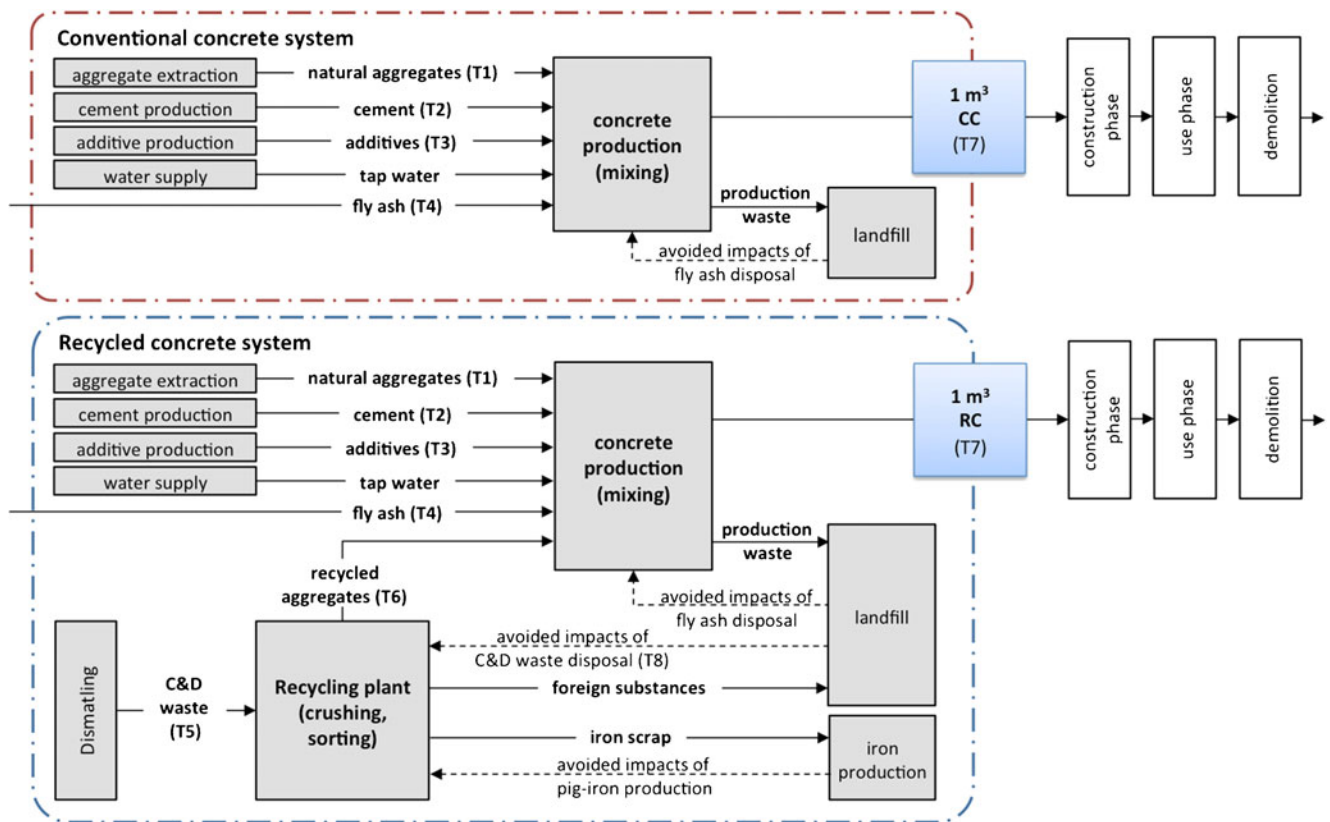
The production of recycled aggregates for RC requires additional treatment (i.e. crushing and sorting) of the C&D waste in stationary or mobile recycling plants. During this process, additional iron scrap is recovered from C&D waste compared to building dismantling (Eberhard 2011; Doka 2009; Hächler and Frei 2005). Therefore, environmental benefits from co-products of the recycling operation (i.e. the disposal service for C&D waste and the steel scrap recovered in the process) were considered as avoided impacts, to ensure the same functionality of the RC and CC product systems (Fig. 1). The life cycle inventory (LCI) data for concrete production and C&D waste recycling were compiled specifically for this study, while the LCI data for materials and processes in the background system are taken from the ecoinvent database version 2.2. The impact assessment was performed using two endpoint methods (Ecoindicator 99 and Ecological Scarcity 2006) and GWP and abiotic depletion potentials (ADP) as midpoint indicators.

### 2.2 System description

Figure 1 shows the conventional concrete and the recycled concrete production systems considered. Both systems include raw materials production (i.e. aggregate extraction, cement and additive production and water supply) and fly ash as inputs including their transport stages (i.e. T1–T4) and produce concrete as an output transported to the construction site (T7). The recycled concrete system further

<sup>1</sup> Civil engineering is defined as the design and construction of roads, bridges, tunnels water and electricity supply and sewerage (i.e. mainly publicly contracted works).

<sup>2</sup> Structural engineering is defined as the design and construction of buildings.



**Fig. 1** System boundaries, processes and materials for the conventional concrete and the recycling concrete systems (The light blue box indicates the reference product, grey boxes the processes, solid arrows the product flows and dashed arrow the avoided impacts considered. Transport is specified for each product according to Electronic Supplementary Material, Table 5)

includes dismantling, C&D waste treatment (i.e. operation of the recycling plant) and the related transports (i.e. T5 and T6). Moreover, the recycling concrete system considers the avoided impacts related to the reuse of C&D waste. These are the avoided disposal of C&D waste and its transport (T8), as well as the avoided impacts related to the recovery of iron scrap obtained from the recycling plant (see Fig. 1).

Table 1 shows the applications, concrete types, aggregates and cement content considered in the scenarios. Three different concrete qualities were investigated since different applications require different technical standards (SIA 2002) and exhibit different acceptance of RC materials (Knoeri et al. 2011): lean concrete (150/200 kg cement/m<sup>3</sup>), indoor concrete (IC) (C25/30,<sup>3</sup> NPK<sup>4</sup> A/B) and outdoor concrete (OC)(C30/35, NPK C) (Supporting information (SI) Table 1). The standardised recycling options, recycled concrete from concrete aggregates (RC-C) using concrete rubble and recycled concrete from mixed aggregates (RC-M) using mixed rubble (KBOB 2007; SIA 2010; FOEN 2006; SIA 2002), were

<sup>3</sup> Concrete strength class is the comprehensive strength of a cylinder/cube after 28 days curing (in newton per square millimetre) (SIA 2002)

<sup>4</sup> NPK is the Swiss construction sector standardisation (Normpositionenkatalog) (CRB 2011)

specified for each concrete quality analysed. Two scenarios were modelled for each recycled option: a reference scenario, considering the percentage (40 %) of recycled aggregates to obtain additional points for the Minergie-Eco label (Minergie 2007) and a minimum scenario (25 % recycled aggregates), according to standards (SIA 2010). Finally, different cement types and content levels are considered. The scenario mixtures are denominated according to their application (e.g. OC), concrete type (e.g. RC-C), percentage of recycled aggregates substituted (e.g. ref), cement amount (e.g. CEM 310) and cement type (e.g. Portland calcareous).

### 2.3 Life cycle inventory

The model for the concrete components (i.e. cement, aggregates, additives, filler and water) for the C&D waste composition and for transport distances is described below. Background data are taken from the ecoinvent database version 2.2. Table 1 shows an overview of the mixtures analysed, while complete mixture descriptions and LCIs are provided in the Electronic Supplementary Material, Tables 5 to 7.

*Cement* A minimum cement content level is considered for each application in CC mixtures according to the quality

**Table 1** Applications, concrete types, aggregates and cement amount considered and corresponding denominations

| Application           | Concrete type              | Aggregates  |                              |                      | Cement (CEM) [kg/m <sup>3</sup> concrete] | Denomination <sup>a</sup> |                            |                         |
|-----------------------|----------------------------|---|------------------------------|----------------------|---|---------------------------|----------------------------|-------------------------|
|                       |                            | Aggregate scenarios                                   |                              | Mixed rubble [M., %] |   |                           |                            |                         |
|                       |                            | Recycled aggregates source (% of recycled aggregates) | [kg/m <sup>3</sup> concrete] |                      |   |                           | Natural aggregates [M., %] | Concrete rubble [M., %] |
| Outdoor concrete (OC) | Conventional concrete (CC) |   | 1,890                        | 100                  |   | 300                       | OC CC                      |                         |
|                       | Recycled concrete (RC)     | Concrete rubble (C)                                   | Min (25 %)                   | 1,784                | 72  | 28                        | 300                        | OC RC-Cmin CEM300       |
|                       |                            |   |                              |                      |   |                           | 310                        | OC RC-Cmin CEM310       |
|                       |                            |   |                              |                      |   |                           | 320                        | OC RC-Cmin CEM320       |
|                       |                            |   | Ref (40 %)                   | 1,624                | 55  | 45                        | 300                        | OC RC-Cref CEM300       |
|                       |                            |   |                              |                      |   |                           | 310                        | OC RC-Cref CEM310       |
|                       |                            |   |                              |                      |   |                           | 320                        | OC RC-Cref CEM320       |
|                       |                            | Mixed rubble (M)                                      | Min (25 %)                   | 1,526                | 70  |                           | 300                        | OC RC-Mmin CEM300       |
|                       |                            |   |                              |                      |   | 30                        | 320                        | OC RC-Mmin CEM320       |
|                       |                            |   |                              |                      |   |                           | 340                        | OC RC-Mmin CEM340       |
| Indoor concrete (IC)  | Conventional concrete (CC) |   | 1,890                        | 100                  |   |                           | 280                        | IC RC-Cmin CEM280       |
|                       | Recycled concrete (RC)     | Concrete rubble (C)                                   | Min (25 %)                   | 1,784                | 72  | 28                        | 280                        | IC RC-Cmin CEM280       |
|                       |                            |   |                              |                      |   |                           | 290                        | IC RC-Cmin CEM290       |
|                       |                            |   |                              |                      |   |                           | 300                        | IC RC-Cmin CEM300       |
|                       |                            |   | Ref (40 %)                   | 1,624                | 55  | 45                        | 280                        | IC RC-Cref CEM280       |
|                       |                            |   |                              |                      |   |                           | 290                        | IC RC-Cref CEM290       |
|                       |                            |   |                              |                      |   |                           | 300                        | IC RC-Cref CEM300       |
|                       |                            | Mixed rubble (M)                                      | Min (25 %)                   | 1,526                | 70  |                           | 280                        | IC RC-Mmin CEM280       |
|                       |                            |   |                              |                      |   | 30                        | 305                        | IC RC-Mmin CEM305       |
|                       |                            |   |                              |                      |   |                           | 330                        | IC RC-Mmin CEM330       |
| Lean concrete (LC)    | Conventional concrete (CC) |   | 1,890                        | 100                  |   |                           | 280                        | LC CC CEM150            |
|                       | Recycled concrete (RC)     | Mixed rubble (M)                                      | (100 %)                      | 1,221                | 100                                       |                           | 200                        | LC CC CEM200            |
|                       |                            |   |                              |                      |   |                           | 150                        | LC CC CEM150            |
|                       |                            |   |                              |                      |   |                           | 200                        | LC CC CEM200            |
|                       |                            |   |                              |                      |   |                           | 150                        | LC RC CEM150            |
|                       |                            |   |                              |                      |   |                           | 200                        | LC RC CEM200            |
|                       |                            |   |                              |                      |   |                           | 150                        | LC RC CEM150            |
|                       |                            |   |                              |                      |   |                           | 200                        | LC RC CEM200            |
|                       |                            |   |                              |                      |   |                           | 150                        | LC RC CEM150            |
|                       |                            |   |                              |                      |   |                           | 200                        | LC RC CEM200            |

<sup>a</sup> Since two types of cement (i.e. Portland cement CEM I 42.5 and Portland calcareous CEM II) are investigated, the denominations are extended with the cement considered (e.g. IC-CC Portland 42.5 or IC-CC Portland calcareous)

requirements (SIA 2002). Three cement content scenarios were defined for the structural RC options in collaboration with RC producers (Strauss 2011; Eberhard 2011) to assess the sensitivity of environmental performance: no additional cement, a reference scenario and a maximal level of additional cement for RC. For lean concrete, no additional cement is required. Finally, two types of cement (i.e. Portland cement CEM I 42.5 and Portland calcareous CEM II) were investigated for structural concrete, covering 98 % of the cement used in Switzerland (Cemsuisse 2011), while for lean concrete only Portland calcareous is used.

**Aggregates** Round gravel is considered as natural aggregate, since crushed gravel represents only 15 % of the gravel used in Switzerland (Künniger et al. 2001). For 1 m<sup>3</sup> of CC, 1,890 kg of round gravel were considered (Künniger et al. 2001). Since recycled aggregates have a lower density, the total aggregates weight was reduced depending on the percentage of recycled aggregates used. Based on Holcim (2010), it is assumed that per 5 % recycled aggregates, a 1 % lower aggregate mass is needed in the mixture. Recycled aggregates were slightly (i.e. 28 or 50 %) overdosed to reach the required (SIA 2010) minimum amount of recycled grains (e.g. 25 or 40 %) in the aggregates mixture since 10–20 % of natural grains are detected in the recycled aggregates' petrography (counting grains >8 mm) (Electronic Supplementary Material, Tables 2 and 3).

**Other components** Filler and additive inputs increase with the cement content and the application (i.e. higher amount is needed in higher quality applications). RC mixtures require 0.2 % more additives than comparable CC mixtures. Fly ash is considered as filler and the substitution of its disposal is considered by avoiding the corresponding amount of fly ash disposal according to ecoinvent v2.2 (Doka 2009). The amount of fly ash used does not differ from CC to RC. Finally, a higher additional water demand is assumed for RC as recycled aggregates have a larger surface area and are usually drier than natural aggregates (Eberhard 2011; Strauss 2011) (Electronic Supplementary Material, Tables 5 to 7).

**C&D waste composition** A mixed rubble composition of 70 % waste concrete and 30 % waste brick, and a concrete rubble composition of 95 % waste concrete and less than 5 % waste brick have been assumed according to practitioners (Eberhard 2011), the shares specified by law (FOEN 2006), and aggregates petrographic profile (Rubli 2011). A distribution of 70 % reinforced concrete and 30 % non-reinforced concrete in the concrete waste fraction was used based on (FOEN 2001). Assuming 3 % (w/w) of steel in reinforced concrete (Doka 2009), iron scrap contents of 2 % for concrete rubble and 1.5 % for mixed rubble were

obtained. This is in the same range as the empirical observed 1.2 % (w/w) for a mixture of concrete and mixed rubble in a multipurpose recycling plant (Eberhard 2011; Hächler and Frei 2005). Foreign substances (i.e. wood and plastics) for disposal account for less than 1 % in the waste fractions, based on a recycling plant inventory (Hächler and Frei 2005). C&D waste disposal inventory data were obtained from the ecoinvent database (Doka 2009).

**Transport distances** Reference distances according to average data of Swiss concrete firms (Gschösser 2011) for the transport of natural aggregates, cement, additives (plasticizer) and filler (fly ash) were considered. They correspond well to the transport distances modelled so far in the ecoinvent database for concrete at plant (Kellenberger et al. 2007). These distances were held constant for natural aggregates, cement, additives and filler, while transport sensitivity analyses (reference, best case and worst case) were performed for the C&D waste, recycled aggregates and produced concrete (Electronic Supplementary Material, Table 4).

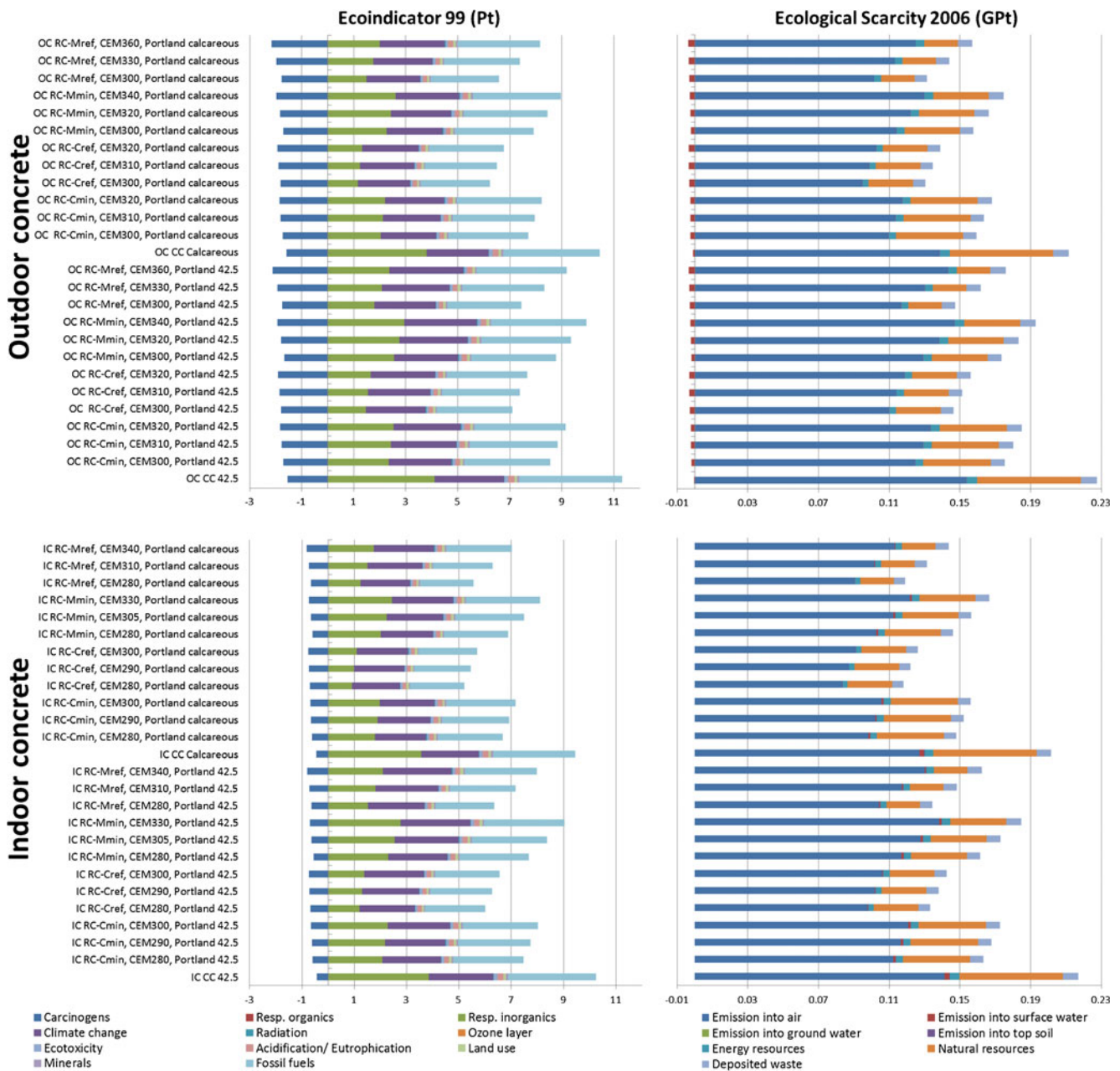
### 3 Results and discussion

In the following, we present and discuss the overall environmental impact assessment results for all three applications (i.e. lean, indoor and outdoor structural concrete) and the sensitivities to a variation of cement types and contents, C&D waste compositions and transport distances for exemplified applications and mixtures.

#### 3.1 Overall environmental impact assessment

##### 3.1.1 Structural concrete

Figure 2 shows that RC mixtures for structural concrete applications (OC and IC) have significant environmental benefits compared to CC with the same cement type (mean 31 %, SD 9 %) at endpoint level. The reduction depends on the concrete mixture and ranges from 15 % (IC RC-Mmin, CEM330, Portland 42.5) to 50 % (OC RC-Cref, CEM300, Portland calcareous). Strongly reduced "respiratory inorganics" effects and a slight reduction of fossil fuel consumption are the main contributions to the ecoindicator 99 reduction, while the ecological scarcity 2006 reduction is caused by natural resources preservation in addition to reduced emissions to air. ADP shows a similar picture with a clear ADP reduction for all RC options (mean 34 %, SD 11 %). But RC and CC have similar GWP due to higher cement content when recycled aggregates are used (mean reduction for RC 5 %, SD 7 %) (Electronic Supplementary Material, Fig. 1). All four assessment methods (ecoincator 99, ecological scarcity 2006, ADP and GWP) show a clear



**Fig. 2** Structural concrete ecoindicator 99 (Pt/cubic metre concrete) and ecological scarcity 2006 (GPt/cubic metre concrete) endpoint results for recycling and conventional concrete mixtures (Midpoint impacts are colour indicated for each of the two impact assessment methods)

difference between cement types used and amount of aggregates substituted. Concrete mixtures with Portland cement calcareous have consistently less (i.e. about 10 %) environmental impacts than mixtures with cement 42.5. The more natural aggregates were substituted (e.g. 50 % instead of 30 %), the better the environmental assessment results, while the aggregate type (i.e. concrete rubble or mixed rubble) has less impact on the results (see Fig. 1 and Electronic Supplementary Material, Tables 8 and 9).

On average, RC mixtures show around 30 % reduction of environmental impacts for the ecoindicator 99, ecological

scarcity and ADP assessment compared to CC mixtures, while the two options are on the same level regarding GWP. This is contradictory to previous studies, which resulted in comparable or even higher environmental impacts of RC (Holcim 2010; Marinkovic et al. 2010; Weil et al. 2006). The difference might partly occur due to differences in construction practice among the countries (e.g. transport type and distances) but is more likely to be related to different system definitions, in particular to the fact that the demolition process, C&D waste transport and landfilling, was largely excluded so far.

### 3.1.2 Lean concrete

The environmental benefits at endpoint level for recycled lean concrete mixtures were more pronounced (i.e. 88–104 % for ecoindicator 99 and 80–92 % for ecological scarcity 2006). The reduction is mainly due to reduced emissions into air (i.e. respiratory inorganics, fossil fuels) and natural resource consumption compared to CC. In addition, lean concrete RC options show a large potential for ADP reduction, due to 100 % aggregate substitution and less transport, for both recycling mixtures (e.g. 150 and 200 kg cement). Regarding GWP, the lean concrete mixtures are more balanced, although the RC options still avoid 30–40 % of the CO<sub>2</sub> equivalents emitted (Electronic Supplementary Material, Figs. 2 and 3).

With the exception of Holcim (2010), most previous LCA studies concentrated on structural concrete applications (Weil et al. 2006; Marinkovic et al. 2010). Although not including infrastructure demolition and C&D waste transport and disposal, Holcim (2010) showed a significant environmental impact reduction for recycled lean concrete with 100 % mixed rubble aggregates, reconfirmed by our results. Thus, lean RC applications show a large potential for reducing environmental impacts from concrete production on the application level even though the environmental benefits on a system level might be limited since lean concrete contributes only about 4 % to building concrete applications (Lichtensteiger 2006).

### 3.2 Contribution of concretes' life cycle stages to the environmental burden

Figure 3 compares the contributions to the ecoindicator 99 (EI) midpoints of different life cycle stages of one RC mixture

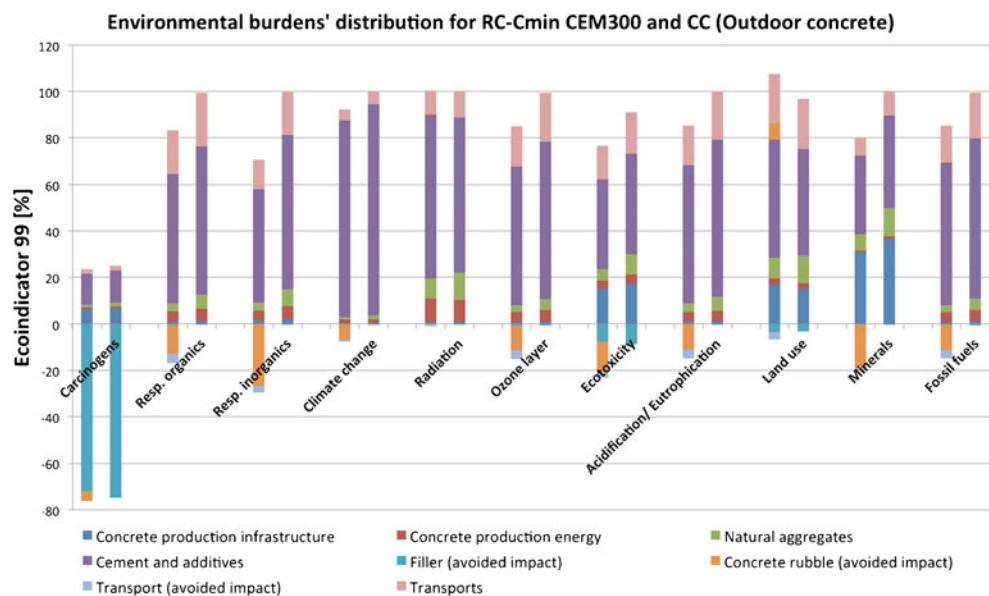
with the corresponding CC mixture (see Electronic Supplementary Material, Fig. 4 for ecological scarcity 2006 (EC)). Cement is the main contributor to both endpoint indicators (EI 99 30–91 %, EC 2006 18–84 %). The second largest impacts stem from transport (EI 99 5–22 %, EC 2006 7–58 %). The same is true for midpoint results with two exceptions: (a) natural aggregates dominate EC 2006 natural resources and (b) large avoided impacts for IE 99 carcinogens and EC 2006 emissions into surface water are caused by the use of fly ash as filler instead of its disposal. The main difference between the two products stems from the avoided impacts of C&D waste landfilling and recovering of steel scrap for RC (i.e. concrete rubble (avoided impacts) EI 99 6–26 %, EC 2006 2–25 %). Except for EC 2006 emissions into topsoil (13 %), the avoided transport impacts for RC are rather small (i.e. EI 99 <4 %, EC 2006 <3 %) (Fig. 3).

Corresponding to previous studies (Marinkovic et al. 2010; Holcim 2010; Weil et al. 2006) cement and transport were identified as the main contributor to environmental impacts of concrete. However, the difference between RC and CC impacts is mainly due to the avoided impacts from C&D waste transport and landfilling and those of steel scrap recovery. This confirms that the unfavourable results for RC in previous studies are due to excluding the benefits from co-products of the recycling process.

### 3.3 Sensitivity to cement type and content

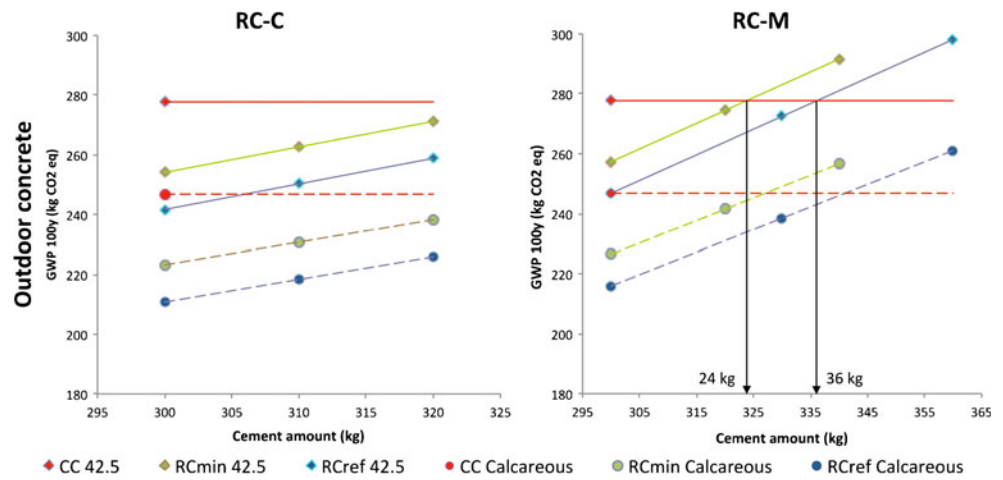
We analysed the sensitivity of global warming potential (GWP 100y shows the most unfavourable results for RC) to different cement types and additional amounts of cement for the RC mixtures for outdoor concrete applications. As seen above, concrete mixtures with Portland 42.5 cement

**Fig. 3** Comparison of the environmental burdens' distribution of one RC-C mixture (OC RC-Cmin, CEM300, Portland 42.5) with the corresponding CC mixture (OC CC, Portland 42.5), for Ecoindicator 99 midpoints (To eliminate the influence of the cement and transport, mixtures having the same amount and type of cement have been chosen and transport distances were kept to the reference scenario)





**Fig. 4** Outdoor concretes' GWP (in kilogram per CO<sub>2</sub> equivalent per cubic metre of concrete) sensitivity to additional cement amount for recycling concrete (RC) (solid lines and rhomboid markers indicate concrete mixtures with Portland cement 42.5 and dashed lines and circled markers indicate concrete with calcareous cement)



show higher (12–15 %) global warming potential than mixtures with Portland calcareous cement. For RC-M mixtures, the amount of additional cement, for which RC-M and CC have equal GWP, is in the range of the mixtures analysed (i.e. for RC-Mmin at 24 kg, for RC-Mref at 36 kg). For the RC-C mixtures, these points are slightly higher (i.e. for RC-Cmin at 28 kg, for RC-Cref at 42 kg) but outside the range of analysed market mixtures (Fig. 4 and Electronic Supplementary Material, Fig. 5).

The additional amount of cement needed for RC is key for its environmental performance. The impact comparison with the rather unfavourable GWP shows that limiting the additional cement to about 10 % compared to the amount used in CC keeps the impacts comparable to CC. This is in line with the recommendation of previous studies (Weil et al. 2006; Marinkovic et al. 2010; Holcim 2010) to limit the additional cement content for RC.

3.4 C&D waste composition sensitivity

Although the overall assessment is dominated by cement-related impacts, the main difference in the comparison between RC and CC origins from the avoided burdens of C&D waste treatment.

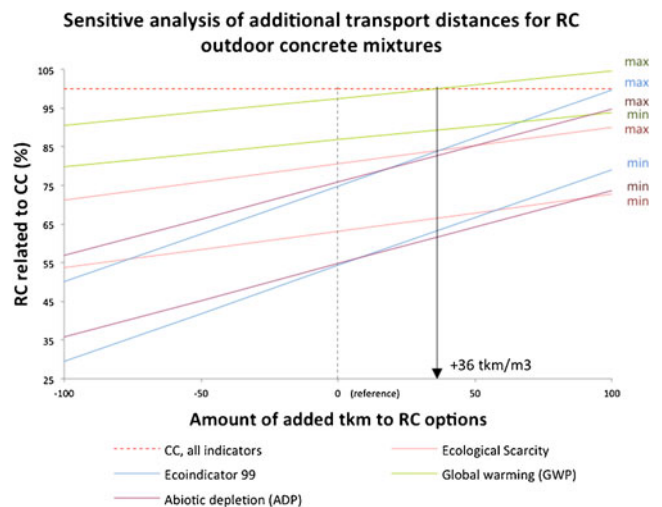
A high share of the RC benefits is caused by the iron scrap substitution (Electronic Supplementary Material, Fig. 6). Thus, the sensitivity of the assumption of 70 % reinforced concrete in the C&D waste concrete fraction needs to be assessed. Comparative results do not change drastically with lower reinforced concrete shares in the C&D waste concrete fraction (Electronic Supplementary Material, Fig. 7). Except for GWP, all RC mixtures indicators show lower environmental impacts than CC, even without any avoided burdens considered for additional iron scrap recovery. Furthermore, the question as to whether it would be more beneficial to extract iron from C&D waste and dispose of the residual inert waste instead of reusing it as

aggregate was investigated. SI Fig. 8 shows that this is not the case for any indicator.

3.5 The effect of additional transport distances

In the previous results, the comparisons have been made based on the reference transport distance scenario (Electronic Supplementary Material, Table 4), representing the mean distances for Switzerland. Although concrete production is a rather local business, transport distances vary from project to project. In the best case scenario for RC mixtures, they might be 50 km (~100 tkm/m<sup>3</sup>) shorter, and in the worst case scenario 50 km (~100 tkm/m<sup>3</sup>) longer. Thus, we analysed the effect of additional lorry transport distances (ton kilometre) for RC-C outdoor concrete applications in comparison with CC (Portland 42.5 cement) (Fig. 5).

For the reference transport distances, all RC-C mixtures have lower environmental impacts than CC for all indicators.



**Fig. 5** Sensitive analysis of additional transport distances in ton kilometre (tkm) for RC-C options in relation to CC for outdoor concrete (OC RC-Cmin CEM320 (max) and OC RC-Cref CEM300 (min) mixtures showed maximum and minimum values)

The worst RC-C mixture has equal GWP at 36 additional ton-kilometre transports for the recycling concrete. At 100 additional ton kilometre for recycling concrete, only two indicators (i.e. GWP and Ecoindicator 99) are above CC for the worst RC-C mixture. ADP and EI 99 impacts increase strongly with additional transport distances while GWP and ES 2006 results are less sensitive to additional transports. This is due to the relatively shares of transport for the particular indicators (e.g. climate change and fossil fuels in Fig. 3).

### 3.6 Potential of and limitation to the approach

The difference in the main result (i.e. environmental benefits of RC) compared with previous studies (Weil et al. 2006; Marinkovic et al. 2010; Holcim 2010) is explained mainly by their exclusion of co-products of C&D waste treatment. This demonstrates the importance of the consideration of co-products in the recycling processes. However, caution is recommended when generalising the results since the study is limited to the Swiss context. Construction is a rather local business and mixtures as well as transport distances might vary in other countries. Further, the sensitivity to additional cement content suggests that mixtures with higher aggregates substitution shares and consequently higher additional cement content might be less environmental friendly.

## 4 Conclusions

While previous studies showed equal or even higher environmental impacts of RC compared to CC, this study demonstrated that RC reduces the environmental impacts to about 70 % of the CC impacts if co-products from the recycling process are not excluded from the scope. Cement production is still the main contributor, but considering benefits from recovered steel scrap, avoided transport of C&D waste to the deposition site and avoided impacts of C&D waste disposal shifts the balance in favour of RC. Global warming potential shows the smallest differences between CC and RC. Nevertheless, limiting the additional amount of cement used for RC to about 10 % keeps the impact in a comparable range. While C&D waste composition has little influence on the results, additional transport for RC above 15 km starts to shift the balance again for GWP. C&D waste reuse in high-grade structural concrete applications has not only the potential to conserve natural gravel resources and limit waste streams to landfills but also to mitigate wider environmental impacts.

**Acknowledgments** The authors thank H. Eberhard, F. Gschösser, S. Rubli and M. Strauss for their support, time and knowledge; Ruairi Revell for editing the text; and FEDRO (Swiss Federal Roads Office), FOEN (Federal Office for the Environment), AWEL (Amt für Abfall, Wasser, Energie und Luft) environmental agency of canton Zurich,

AHB (Amt für Hochbauten) office for structural engineering of the city of Zurich and Eberhard Recycling AG for funding the study.

## References

- Bergsdal H, Brattebo H, Bohne RA, Mueller DB (2007) Dynamic material flow analysis for Norway's dwelling stock. *Build Res Informat* 35(5):557–570
- Blum A, Stutzriemer S (2007) Recycled construction minerals for urban infrastructure in Germany: non-technical issues. *Miner Energ* 3–4:148–158
- Cabral A, Schalch V, Carpena D, Duarte J (2010) Mechanical properties modeling of recycled aggregate concrete. *Constr Build Mater* 24:421–430
- Cemuisse (2011) Jahresbericht 2011; Kennzahlen [Annual report 2011; operation figures]. Cemuisse, Verband der Schweizerischen Zementindustrie [Swiss cement production association], Bern
- CRB (2011) Normpositionenkatalog (NPK). Standards für das Bauwesen (CRB). <http://www.crb.ch/crbOnline/CRB-Standards/Normpositionen.html>. Accessed 13 Dec 2011
- Doka G (2009) Life cycle inventories of waste treatment services. Final report ecoinvent v2.1 No. 13. Swiss Centre for Life Cycle Inventories, Duebendorf, Switzerland
- Duran X, Lenihan H, O'Regan B (2006) A model for assessing the economic viability of construction and demolition waste recycling—the case of Ireland. *Resour Conserv Recycl* 46(3):302–320
- Eberhard H (2011) Phone interview to concrete composition and recycling concrete mixtures. Eberhard Recycling AG, Zurich
- EC (2008) Directive 2008/98/EC of the European Parliament and of the Council of 19 November 2008 on waste Eurostat (2009) Generation of waste, total arising and by selected activities for 2008
- FOEN (2001) Bauabfälle Schweiz - Mengen, Perspektiven und Entsorgungswege. Band 1: Kennwerte [Construction and demolition waste in Switzerland - amounts, perspectives and disposal routes. Volume 1: Statistical values]. Umwelt-Materialien, vol 131. Federal Office for the Environment (FOEN), Berne
- FOEN (2005) An overview on waste amounts and recycling in 2004. Federal Office for the Environment (FOEN), Berne
- FOEN (2006) Richtlinie für die Verwertung mineralischer Bauabfälle (Ausbauasphalt, Strassenaufbruch, Betonabbruch, Mischabbruch) [Directive for the reuse of construction and demolition waste]. Umwelt-Vollzug, vol 0631. Federal Office for the Environment (FOEN), Berne
- FOEN (2010) Total quantities of waste for 2009, including recycled waste. Federal Office for the Environment (FOEN), Berne
- Fonseca N, de Brito J, Evangelista L (2011) The influence of curing conditions on the mechanical performance of concrete made with recycled concrete waste. *Cement Concrete Comp* 33:637–643
- FSO (2010) Material flow accounts—growth in society's stock of materials. Environmental accounts. Federal statistical Office (FSO), Neuchâtel
- Gschösser F (2011) Phone interview to mean transport distances. Zurich, Switzerland
- Hächler K, Frei P (2005) Herstellung von Recyclingbaustoffen - ein ökologische und ökonomische Bewertung. Semesterarbeit. ETH Zürich, Zurich
- Hao JL, Hills MJ, Huang T (2007) A simulation model using system dynamic method for construction and demolition waste management in Hong Kong. *Constr Innov* 7(1):7–21
- Hashimoto S, Tanikawa H, Moriguchi Y (2007) Where will large amounts of materials accumulated within the economy go?—a material flow analysis of construction minerals for Japan. *Waste Manage* 27:1725–1738

- Hiete M, Stengel J, Ludwig J, Schultmann F (2011) Matching construction and demolition waste supply to recycling demand: a regional management chain mode. *Build Res Informat* 39 (4):333–351
- Hoffmann C, Jacobs F (2007) Recyclingbeton aus Beton- und Mischabbruchgranulat [Recycling concrete with concrete waste and mixed rubble as aggregates]. *Material Science and Technology (EMPA), Abteilung Beton/Bauchemie und TFB, Technische Forschung und Beratung für Zement und Beton, Wildeg, Duebendorf*
- Hofmann W, Patt B (2006) Konstruktionen aus Mischabbruch [Structural concrete with mixed rubble aggregates]. *tec21. Die Fachzeitschrift für Architektur Ingenieurwesen und Umwelt* 10:8–10
- Holcim (2010) Oekobilanzen rezyklierter Gesteinskörnung für Beton [LCA of recycled concrete aggregates]. *Holcim, Zurich*
- ISO (2005) ISO/TC 71—Business plan. Concrete, reinforced concrete and prestressed concrete. International Organization for Standardization (ISO), Geneva
- ISO (2006) ISO 14044; Environmental management—life cycle assessment—principals and framework. vol ISO 14044, 2 edn. ISO
- KBOB (2007) Beton aus recycelter Gesteinskörnung [Concrete with recycled aggregates]. Empfehlung für nachhaltiges Bauen vol 2. Koordination der Bau und Liegenschaftsorgane des Bundes (KBOB), Berne, Switzerland
- Kellenberger D, Althaus H-J, Künniger T, Lehmann M, Jungbluth N, Thalman P (2007) Life cycle inventories of building products. Final reportecoinvent v2.0 no. 7. Swiss Centre for Life Cycle Inventories, Duebendorf
- Knoeri C, Binder CR, Althaus HJ (2011) Decisions on recycling: construction stakeholders' decisions regarding recycled mineral construction materials. *Resour Conserv Recy* 55(11):1039–1050
- Künniger T, Werner F, Richter K (2001) Ökologische Bewertung von Kies, Zement und Beton in der Schweiz (Kurzfassung) [Ecological assessment of gravel, cement and concrete made in Switzerland]. Research report 115/45. *Material Science and Technology (EMPA), Duebendorf*
- Lawson N, Douglas I, Garvin S, McGrath C, Manning D, Jonathan V (2001) Recycling construction and demolition wastes—a UK perspective. *Environ Manage Health* 12(2):146–157
- Li X (2008) Recycling and reuse of waste concrete in China: part I. Material behaviour of recycled aggregate concrete. *Resour Conserv Recy* 53(1–2):36–44
- Lichtensteiger T (2006) Bauwerke als Ressourcennutzer und Ressourcenspende, in der langfristigen Entwicklung urbaner Systeme; Ein Beitrag zur Exploration urbaner Lagerstätten [Buildings as resource consumer and source in a long term perspective of urban systems; a contribution to urban stock exploration]. vdf Hochschulverlag AG an der ETH Zürich, Zurich, Switzerland
- Limbachiya MC, Marrocchino E, Koulouris A (2007) Chemical–mineralogical characterisation of coarse recycled concrete aggregate. *Waste Manage* 27(2):201–208
- Marinkovic S, Radonjanin V, Malesev M, Ignjatovic I (2010) Comparative environmental assessment of natural and recycled aggregate concrete. *Waste Manage* 30(11):2255–2264
- Mercante I, Bovea M, Ibáñez-Forés V, Arena A (2011) Life cycle assessment of construction and demolition waste management systems: a Spanish case study. *Int J Life Cycle Assess* 17(2):232–241
- Minergie V (2007) Nutzungsreglement des Produkts Minergie-P
- Muller DB (2006) Stock dynamics for forecasting material flows—case study for housing in The Netherlands. *Ecol Econ* 59(1):142–156
- Poon C-S, Kou S-c, Wan H-w, Etxeberria M (2009) Properties of concrete blocks prepared with low grade recycled aggregates. *Waste Manage* 29(8):2369–2377
- Rao A, Jha KN, Misra S (2007) Use of aggregates from recycled construction and demolition waste in concrete. *Resour Conserv Recy* 50(1):71–81
- Rubli S (2011) Phone interview to concrete and mixed rubble compositions. *Energie- und Ressourcen-Management GMBH, Zürich*
- Schachermayer E, Lahner T, Brunner PH (2000) Assessment of two different separation techniques for building wastes. *Waste Manage Res* 18(1):16–24
- SIA (2002) Beton—Teil 1: Festlegung, Eigenschaften, Herstellung und Konformität [Concrete—Part 1: Configurations, Properties, Production and Conformity], vol EN 206–1:2000. Schweizerischer Ingenieur- und Architektenverein (SIA), Zurich
- SIA (2010) Recyclingbeton [Recycling concrete]. vol SIA 2030, 2 edn. Schweizerischer Ingenieur und Architekten Verein (SIA), Schweizer Norm (SN)
- Spoerri A, Lang DJ, Binder CR, Scholz RW (2009) Expert-based scenarios for strategic waste and resource management planning—C&D waste recycling in the Canton of Zurich, Switzerland. *Resour Conserv Recy* 53(10):592–600
- Strauss M (2011) Phone interview to recycling concrete mixtures. *Eberhard Recycling AG, Zurich*
- WBCDS (2009) The cement sustainability initiative—concrete recycling. World Business Council for Sustainable Development (WBCDS), Geneva
- Weil M, Jeske U, Schebek L (2006) Closed-loop recycling of construction and demolition waste in Germany in view of stricter environmental threshold values. *Waste Manage Res* 24(3):197–206
- Woodward R, Duffy N (2011) Cement and concrete flow analysis in a rapidly expanding economy: Ireland as a case study. *Resour Conserv Recy* 55:448–455