



MOX–Report No. 41/2012

**Comparison between reduced basis and stochastic
collocation methods for elliptic problems**

CHEN, P.; QUARTERONI, A.; ROZZA, G.

MOX, Dipartimento di Matematica “F. Brioschi”
Politecnico di Milano, Via Bonardi 9 - 20133 Milano (Italy)

mox@mate.polimi.it

<http://mox.polimi.it>

Comparison between reduced basis and stochastic collocation methods for elliptic problems

Peng Chen¹

Alfio Quarteroni^{1,2}

Gianluigi Rozza¹

¹ CMCS - MATHICSE

Ecole Polytechnique Fédérale de Lausanne
Station 8, CH-1015, Lausanne, Switzerland.

peng.chen@epfl.ch, alfio.quarteroni@epfl.ch, gianluigi.rozza@epfl.ch

² MOX - Modellistica e Calcolo Scientifico

Dipartimento di Matematica “F. Brioschi”
Politecnico di Milano

via Bonardi 9, 20133 Milano, Italy.
alfio.quarteroni@polimi.it

Keywords: stochastic elliptic problem, reduced basis method, stochastic collocation method, sparse grid, greedy algorithm, offline-online computational decomposition, convergence analysis

AMS Subject Classification: 41A05, 65C20, 65N12, 65N30, 65N35

Abstract

The stochastic collocation method [40, 1, 29, 28] has recently been applied to stochastic problems that can be transformed into parametric systems. Meanwhile, the reduced basis method [26, 35, 31], primarily developed for solving parametric systems, has been recently used to deal with stochastic problems [8, 7]. In this work, we aim at comparing the performance of the two methods when applied to the solution of linear stochastic elliptic problems. Two important comparison criteria are considered: 1), convergence rate of each method referred to both a priori and a posteriori error estimate; 2), computational costs for offline construction and online evaluation of the two methods. Numerical experiments are performed in univariate problems as well as multivariate problems from low dimensions $O(1)$ to moderate dimensions $O(10)$ and to high dimensions $O(100)$. The main result stemming from our comparison is that the reduced basis method converges no worse in theory and faster in practice than the stochastic collocation method, and is more suitable for large scale and high dimensional stochastic problems when considering computational costs.

1 Introduction

In the modelling of the complex physical systems, uncertainties are inevitably encountered from various sources, which can be generally categorized into epistemic and aleatory uncertainties. The former can be reduced by more precise measurements or more advanced noise filtering techniques, while the latter

are very difficult if not impossible to be accurately captured due to possible multiscale properties and intrinsic randomness of the physical systems. When the latter uncertainties are taken into account in the mathematical models, we come to face stochastic problems. To solve them, various stochastic computational methods have been developed, such as perturbation, Neumann expansion, Monte Carlo, stochastic Galerkin, stochastic collocation, reduced basis method [17, 41, 29, 30, 39, 8].

In the early years, stochastic collocation method was developed from the non-intrusive deterministic spectral collocation method [10, 11] to address applications in a variety of fields, for instance chemical and environmental engineering [27], multibody dynamic system [23]. Nevertheless, only in the recent years [40, 1] a complete analysis has been carried out, and new extensions outlined [28, 29, 2, 24, 16, 20]. In principle, stochastic collocation method employs multivariate polynomial interpolations for the approximation of stochastic solution at any given realization of the random inputs based on collocated deterministic solutions [1]. Due to the heavy computation of a deterministic system at each collocation point in high dimensional space, isotropic or anisotropic sparse grids with suitable cubature rules [28, 29] were successfully analysed and applied for stochastic collocation method to reduce the computational burden. This method is preferred for more practical applications because it features the possibility of reusing available deterministic solvers owing to its non-intrusive structure as Monte Carlo method, and also because it achieves fast convergence rate as stochastic Galerkin method, see numerical comparison of them in [3].

Reduced basis method, on the other hand, is a model reduction technique originally developed to solve parametric problems [35, 31]. For its application to stochastic problems, we first parametrize the random variables into parameter space, next we select the most representative points in this parameter space by greedy sampling based on a posteriori error estimation [8, 7]. A landmark feature of reduced basis method is the separation of the whole procedure into an offline computational stage and an online computational stage [31]. During the former, the more computationally demanding ingredients are computed and stored once and for all, including sampling parameters, assembling matrices and vectors, after solving and collecting snapshots of solutions. During the online stage, only the parameter related elements are left to be computed and a small Galerkin approximation problem has to be solved. Reduced basis method is similar to stochastic collocation method but with a posteriori error estimation for sampling, and thus may be more efficient provided that a posteriori error bound is cheap to obtain [7]. How to compute rigorous, sharp and inexpensive a posteriori error bound for more general stochastic problems is an open challenging task for the reduced basis method.

When it comes to solve practically a realistic stochastic problem, we need to choose between different stochastic computational methods. It is crucial to know the properties of each method and especially the way they compare in terms of complexity for formulation and implementation, convergence properties and computational costs to solve a specific problem. In this paper, our target is the comparison of the stochastic collocation method and the reduced basis method based on a rather simple benchmark, a stochastic elliptic problem, in order to shed light on the advantages and disadvantages of each method. We hope to provide some insightful indications on how to choose the proper method for different problems. Generally speaking, for small scale and low dimensional problems, stochastic collocation method is preferred while reduced basis method performs better for large scale and high dimensional problems, as supported by our computational comparison.

In section 2, a stochastic elliptic problem is set up with affine assumptions on the random coefficient field. Weak formulation and regularity property of this problem is provided. The general formulation for the reduced basis method and the stochastic collocation method are introduced in section 3 and 4, respectively. A theoretical comparison of convergence rate in both univariate case and multivariate case is carried out in section 5 and a detailed comparison of the computational costs for the two methods is provided while detailing the algorithms in section 6. In section 7, we perform a family of numerical experiments aimed at the assessment of the convergence rates and the unveiling of the numerical properties of the two methods. Finally, concluding remarks about the extension to high dimensional and low regularity problems are given in section 8.

2 Problem setting

Let (Ω, \mathcal{F}, P) be a complete probability space, where Ω is a set of outcomes $\omega \in \Omega$, \mathcal{F} is σ -algebra of events and $P : \mathcal{F} \rightarrow [0, 1]$ with $P(\Omega) = 1$ assigns probability to the events. Let D be a convex, open

and bounded physical domain in \mathbb{R}^d ($d = 2, 3$) with Lipschitz continuous boundary ∂D . We consider the following stochastic elliptic problem: find $u : \Omega \times \bar{D} \rightarrow \mathbb{R}$ such that it holds almost surely

$$\begin{aligned} -\nabla \cdot (a(\cdot, \omega) \nabla u(\cdot, \omega)) &= f \quad \text{in } D \\ u(\cdot, \omega) &= 0 \quad \text{on } \partial D \end{aligned} \quad (2.1)$$

where f is a deterministic forcing term defined in the physical domain D and the homogeneous Dirichlet boundary condition is prescribed on the whole boundary ∂D for simplicity. For the random coefficient $a(\cdot, \omega)$, we consider the following assumptions:

Assumption 1 *The random coefficient $a(\cdot, \omega)$ is assumed to be uniformly bounded from below and from above, i.e. there exist constants $0 < a_{\min} < a_{\max} < \infty$ such that*

$$P(\omega \in \Omega : a_{\min} < a(x, \omega) < a_{\max} \quad \forall x \in \bar{D}) = 1. \quad (2.2)$$

Assumption 2 *We assume that the random coefficient $a(\cdot, \omega)$ depends only on finite dimensional noise in the following linear form for simplicity*

$$a(x, y) = a_0(x) + \sum_{n=1}^K a_n(x) y_n(\omega), \quad (2.3)$$

where the leading term is assumed to be dominating and uniformly bounded away from 0, i.e.

$$\exists \delta > 0, a_{\min} \text{ the same as in (2.2) s.t. } a_0(x) \geq \delta, \forall x \in D \text{ and } \|a_k\|_{L^\infty(D)} < 2a_{\min}, 1 \leq k \leq K, \quad (2.4)$$

and $\{y_k\}_{k=1}^K$ are real valued and bounded random variables with joint probability density function $\rho(y)$, being $y = (y_1, \dots, y_K)$. By denoting $\Gamma_k = y_k(\Omega)$, $k = 1, \dots, K$ and $\Gamma = \prod_{k=1}^K \Gamma_k$, we can also view y as a parameter in the parametric space Γ that is endowed with the measure $\rho(y)dy$.

The expression (2.3) may come from, e.g., piecewise thermal conductivity of a heat conduction field, where the functions a_k , $k = 1, \dots, K$ are characteristic functions. Otherwise, it may arise from the truncation of Karhunen-Loève expansion [36] of the correlation kernel of porosity field when modeling fluid flow in porous media, where in this case for $k = 1, \dots, K$, $a_k = \sqrt{\lambda_k} \phi_k$ with λ_k and ϕ_k denoting the k th eigenvalue and eigenfunction of the expansion, etc.

Under the above assumptions, the weak formulation of the stochastic elliptic problem reads: find $u(y) \in H_0^1(D)$ such that the following equation holds for $\forall y \in \Gamma$

$$A(u, v; y) = F(v) \quad \forall v \in H_0^1(D), \quad (2.5)$$

where $H_0^1(D) := \{v \in L^2(D), \nabla v \in L^2(D), v|_{\partial D} = 0\}$ is a Hilbert space equipped with norm $\|v\|_{H_0^1(D)} = \|v\|_{L^2(D)} + \|\nabla v\|_{L^2(D)}$, $F(\cdot)$ is a linear functional defined as $F(v) := (f, v)$ with $f \in L^2(D)$ and $A(\cdot, \cdot; y)$ is a bilinear form affinely expanded following (2.3)

$$A(u, v; y) = A_0(u, v) + \sum_{k=1}^K A_k(u, v) y_k(\omega), \quad (2.6)$$

where the deterministic bilinear forms $A_k(u, v)$ are given by $A_k(u, v) := (a_k \nabla u, \nabla v)$, $k = 0, 1, \dots, K$. From assumption (2.2) we have that the bilinear form is coercive and continuous and thus the existence of a unique solution $u(y) \in H_0^1(D)$ for $\forall y \in \Gamma$ to problem (2.5) is guaranteed by Lax-Milgram theorem [34]. In fact, we are interested in a related quantity $s(u; y)$, e.g., the linear functional $F(u)$, as well as its statistics, e.g. the expectation $\mathbb{E}[s]$, defined as

$$\mathbb{E}[s] = \int_{\Gamma} s(u; y) \rho(y) dy. \quad (2.7)$$

Since any approach for the approximation of the solution in the stochastic/parameter space depends on the regularity of the solution with respect to the random vector or parameter $y \in \Gamma$, we summarize briefly the regularity results in Lemma 2.1 following [12] for infinite dimensional problems ($K = \infty$).

Lemma 2.1 *The following estimate for the solution of the problem (2.5) holds*

$$\|\partial_y^\nu u\|_{L^\infty(\Gamma; X)} \leq B |\nu|! b^\nu, \quad (2.8)$$

where $\nu = (\nu_1, \dots, \nu_K) \in \mathbb{N}^K$, $|\nu| = \nu_1 + \dots + \nu_K$, $H_0^1(D) \subset X \subset H^1(D)$, $B = \|u\|_{L^\infty(\Gamma; X)}$ and

$$b^\nu = \prod_{k=1}^K b_k^{\nu_k} = \prod_{k=1}^K \left(\frac{\|a_k\|_{L^\infty(D)}}{a_{\min}} \right)^{\nu_k}. \quad (2.9)$$

Furthermore, Lemma 2.1 implies by Taylor expansion the following analytic regularity which represents a generalization of [2] from \mathbb{R}^K to \mathbb{C}^K .

Corollary 2.2 *The solution $u : \Gamma \rightarrow X$ is analytic and can be analytically extended to the set*

$$\Sigma = \left\{ z \in \mathbb{C}^K : \sum_{k=1}^K |z_k - y_k| b_k < 1, \forall y \in \Gamma \right\}, \quad (2.10)$$

We may also write for $\tau_k \leq 1/(K b_k)$, $1 \leq k \leq K$

$$\Sigma_\tau = \{ z \in \mathbb{C}^K : \text{dist}(z_k, \Gamma_k) \leq \tau_k, \forall 1 \leq k \leq K \}. \quad (2.11)$$

Remark 2.1 *Problem (2.1) is an affinely stochastic or parametrized linear elliptic coercive problem with linear functional outputs. Without loss of generality, it represents our reference benchmark problem aimed at the comparison between the reduced basis method [35] and the stochastic collocation method [1].*

3 Reduced basis method

The general paradigm of reduced basis method is formulated as follows [31, 35, 32]:

Given any space $X^\mathcal{N}$ of dimension \mathcal{N} for the approximation of the solution of problem (2.5) (for instance, by finite element method), we build the N dimensional reduced basis space $X_N^\mathcal{N}$ for $N = 1, \dots, N_{\max}$ hierarchically until satisfying tolerance requirement at $N_{\max} \ll \mathcal{N}$ as

$$X_N^\mathcal{N} = \text{span}\{u^\mathcal{N}(y^n), 1 \leq n \leq N\} \quad (3.1)$$

based on suitably chosen samples $S_N = \{y^1, \dots, y^N\}$ from a training set $\Xi_{\text{train}} \subset \Gamma$. The functions $\{u^\mathcal{N}(y^n), n = 1, \dots, N\}$ are called ‘‘snapshots’’ corresponding to the samples $\{y^n, n = 1, \dots, N\}$. Note that $X_1^\mathcal{N} \subset X_2^\mathcal{N} \subset \dots \subset X_{N_{\max}}^\mathcal{N}$. For any given $y \in \Gamma$, we first seek the solution $u_N^\mathcal{N} \in X_N^\mathcal{N} \subset X^\mathcal{N}$ in the reduced basis space $X_N^\mathcal{N}$ by solving

$$A(u_N^\mathcal{N}, v; y) = F(v) \quad \forall v \in X_N^\mathcal{N} \quad (3.2)$$

and then evaluate the output $s_N^\mathcal{N}(y) = F(u_N^\mathcal{N})$. Moreover, we can also compute the statistics of the output, e.g. expectation $\mathbb{E}[s_N^\mathcal{N}]$, by using e.g. Monte-Carlo method [15] as in the following formulae

$$\mathbb{E}[s_N^\mathcal{N}] = \frac{1}{M} \sum_{m=1}^M s_N^\mathcal{N}(y^m), \quad (3.3)$$

where for some positive integer M , $\{y^m, m = 1, \dots, M\}$ are randomly chosen according to the joint probability density function (not necessarily in Ξ_{train}) and $s_N^N(y^m)$ is evaluated by reduced basis method. Figure 3.1 (left) depicts the Galerkin projection in reduced basis space spanned by snapshots on a set of selected samples $S_N \subset \Gamma$. Three specific ingredients of the reduced basis method play a key role in selecting the most representative samples, hierarchically building the reduced basis space, and efficiently evaluating the outputs. They are the greedy algorithm, the a posteriori error estimate and the Offline-Online computational decomposition, respectively. We address them in the following sections.

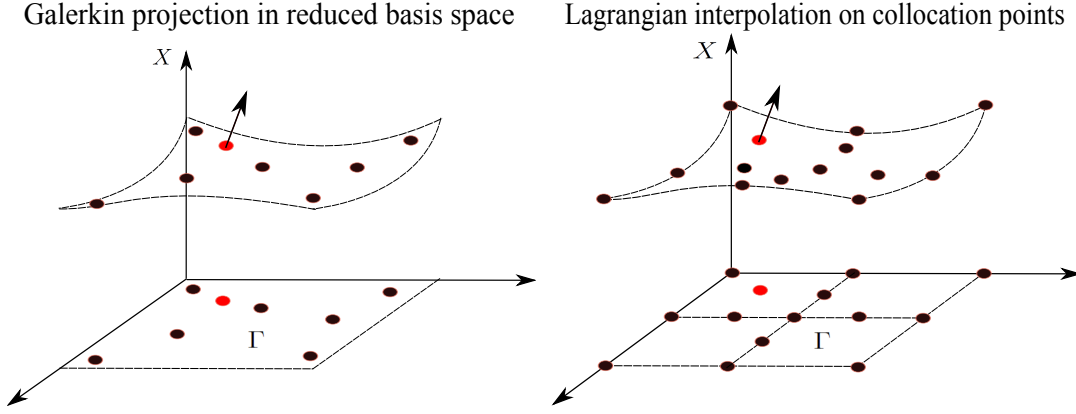


Figure 3.1: Heuristic sketch of reduced basis method (left) and stochastic collocation method (right)

3.1 Greedy algorithm

Given a training set $\Xi_{train} \subset \Gamma$ made of N_{max} elements and a first sample set $S_1 = \{y^1\}$ and its associated reduced basis space $X_1^N = \text{span}\{u^N(y^1)\}$, we seek the sub-optimal solution to the $L^\infty(\Xi_{train}; X)$ optimization problem in a greedy way as: for $N = 2, \dots, N_{max}$, find $y^N = \arg \max_{y \in \Xi_{train}} \Delta_{N-1}(y)$, where Δ_{N-1} is a sharp and inexpensive a posteriori error estimator (specified later) constructed in the current $N - 1$ dimensional reduced basis space. Subsequently, the sample set and the reduced basis space are enriched by $S_N = S_{N-1} \cup \{y^N\}$ and $X_N^N = X_{N-1}^N \oplus \text{span}\{u^N(y^N)\}$, respectively. For the sake of efficient computation of Galerkin projection and Offline-Online decomposition, we normalize the snapshots by Gram-Schmidt process to get the orthonormal basis of $X_N^N = \text{span}\{\zeta_1^N, \dots, \zeta_N^N\}$ such that $(\zeta_m^N, \zeta_n^N)_X = \delta_{mn}$, $1 \leq m, n \leq N$. Another algorithm that might be used for the sampling procedure is proper orthogonal decomposition, POD for short [35], which is rather expensive in dealing with $L^2(\Xi_{train}; X)$ optimization and thus more suitable for low dimensional problems. We remark that for both the greedy algorithm and the POD algorithm, a training set Ξ_{train} is needed. Two criteria should be followed for its choice: 1) it should be cheap without too many ineffectual samples in order to avoid too much computation with little gain; 2), it should be sufficient to capture the most representative snapshots so as to build an accurate reduced basis space. Adaptive approaches for building the training set have been well explored starting from a small number of samples to more samples in the space Γ , see [19, 42].

3.2 A posteriori error estimate

The efficiency and reliability of the reduced basis approximation by greedy algorithm relies critically on the availability of an inexpensive and sharp a posteriori error estimator. For every $y \in \Gamma$, let $R(v; y) \in (X^N)'$ be the residual in the dual space of X^N , which is defined as

$$R(v; y) := F(v) - A(u_N^N(y), v; y) \quad \forall v \in X^N. \quad (3.4)$$

By Riesz representation theorem [14], we have a unique function $\hat{e}(y) \in X^{\mathcal{N}}$ such that $(\hat{e}(y), v)_X = R(v; y) \forall v \in X^{\mathcal{N}}$ and $\|\hat{e}(y)\|_X = \|R(\cdot; y)\|_{(X^{\mathcal{N}})'}$, where the X -norm is defined as $\|v\|_X = A(v, v; \bar{y})$ at some reference value $\bar{y} \in \Gamma$ (we choose \bar{y} as the center of Γ by convention). Define the error between the “true” solution and the reduced basis solution as $e(y) := u^{\mathcal{N}}(y) - u_N^{\mathcal{N}}(y)$, we have by (2.5), (3.2) and (3.4) the equation

$$A(e(y), v; y) = R(v; y) \quad \forall v \in X^{\mathcal{N}}. \quad (3.5)$$

By choosing $v = e(y)$ in (3.5), recalling the coercivity constant $\alpha(y)$ with the definition of its lower bound $\alpha_{LB}(y) \leq \alpha(y)$ of the bilinear form $A(\cdot, \cdot; y)$, and using Cauchy-Schwarz inequality, we have

$$\alpha_{LB}(y) \|e(y)\|_X^2 \leq A(e(y), e(y); y) = R(e(y); y) \leq \|R(\cdot, y)\|_{(X^{\mathcal{N}})'} \|e(y)\|_X = \|\hat{e}(y)\|_X \|e(y)\|_X, \quad (3.6)$$

so that we can define the a posteriori error estimator Δ_N^u for the solution u as $\Delta_N^u := \|\hat{e}(y)\|_X / \alpha_{LB}(y)$, and obtain $\|u^{\mathcal{N}}(y) - u_N^{\mathcal{N}}(y)\|_X \leq \Delta_N^u$ from (3.6). Since

$$|s^{\mathcal{N}}(y) - s_N^{\mathcal{N}}(y)| = |F(u^{\mathcal{N}}(y)) - F(u_N^{\mathcal{N}}(y))| \leq \|F\|_{(X^{\mathcal{N}})'} \|u^{\mathcal{N}}(y) - u_N^{\mathcal{N}}(y)\|_X, \quad (3.7)$$

where $\|F\|_{(X^{\mathcal{N}})'}$ is a constant independent of y , the same error estimator can also be used in the Greedy algorithm when considering the output $s_N^{\mathcal{N}}$. The efficient computation of a sharp and accurate a posteriori error estimator thus relies on the computation of a lower bound of the coercivity constant $\alpha_{LB}(y)$ as well as the value $\|\hat{e}(y)\|_X$ for any given $y \in \Gamma$. For the former, we apply the successive constraint linear optimization method (SCM) [21] to compute a lower bound $\alpha_{LB}(y)$ close to the “true” value $\alpha(y)$. For the latter, we turn to an Offline-Online computational decomposition.

3.3 Offline-Online computational decomposition

The evaluation of the expectation $\mathbb{E}[s_N^{\mathcal{N}}]$ and the a posteriori error estimator Δ_N requires to compute the output $s_N^{\mathcal{N}}$ and the solution $u_N^{\mathcal{N}}$ many times. Similar situations can be encountered for other applications in the context of many query (optimal design, control) and real time computational problems. One of the key ingredients that make reduced basis method stand out in this ground is the Offline-Online computational decomposition, which becomes possible due to the affine assumption such as that made in (2.3). To start, we express the reduced basis solution in the form

$$u_N^{\mathcal{N}}(y) = \sum_{n=1}^N u_{Nm}^{\mathcal{N}}(y) \zeta_n^{\mathcal{N}}. \quad (3.8)$$

Upon replacing it in (3.2) and choosing $v = \zeta_n^{\mathcal{N}}, 1 \leq n \leq N$, we obtain

$$\sum_{m=1}^N \left(A_0(\zeta_m^{\mathcal{N}}, \zeta_n^{\mathcal{N}}) + \sum_{k=1}^K y_k A_k(\zeta_m^{\mathcal{N}}, \zeta_n^{\mathcal{N}}) \right) u_{Nm}^{\mathcal{N}}(y) = F(\zeta_n^{\mathcal{N}}) \quad 1 \leq n \leq N. \quad (3.9)$$

From (3.9) we can see that the values $A_k(\zeta_m^{\mathcal{N}}, \zeta_n^{\mathcal{N}}), k = 0, 1, \dots, K, 1 \leq m, n \leq N_{max}$ and $F(\zeta_n^{\mathcal{N}}), 1 \leq n \leq N_{max}$ are independent of y , we may thus pre-compute and store them in the Offline procedure. In the Online procedure, we only need to assemble the stiffness matrix in (3.9) and solve the resulting $N \times N$ stiffness system with much less computational effort compared to solve a full $\mathcal{N} \times \mathcal{N}$ stiffness system. As for the computation of the error estimator $\Delta_N^u(y)$, we need to compute $\|\hat{e}(y)\|_X$ corresponding to y chosen in the course of sampling procedure. We expand the residual (3.4) as

$$R(v; y) = F(v) - A(u_N^{\mathcal{N}}, v; y) = F(v) - \sum_{n=1}^N u_{Nn}^{\mathcal{N}} \left(\sum_{k=0}^K y_k A_k(\zeta_n^{\mathcal{N}}, v) \right), \quad \text{where } y_0 = 1. \quad (3.10)$$

Set $(\mathcal{C}, v)_X = F(v)$ and $(\mathcal{L}_n^k, v)_X = -A_k(\zeta_n^{\mathcal{N}}, v) \forall v \in X_N^{\mathcal{N}}, 1 \leq n \leq N, 0 \leq k \leq K$, where \mathcal{C} and \mathcal{L}_n^k are the representatives in X whose existence is secured by the Riesz representation theorem. By recalling

$(\hat{e}(y), v)_X = R(v; y)$, we obtain

$$\|\hat{e}(y)\|_X^2 = (\mathcal{C}, \mathcal{C})_X + \sum_{k=0}^K \sum_{n=1}^N y_k u_{Nn}^N(y) \left(2(\mathcal{C}, \mathcal{L}_n^k)_X + \sum_{k'=0}^K \sum_{n'=1}^N y_{k'} u_{Nn'}^N(y) (\mathcal{L}_n^k, \mathcal{L}_{n'}^{k'})_X \right). \quad (3.11)$$

Therefore, we can compute and store $(\mathcal{C}, \mathcal{C})_X, (\mathcal{C}, \mathcal{L}_n^k)_X, (\mathcal{L}_n^k, \mathcal{L}_{n'}^{k'})_X, 1 \leq n, n' \leq N_{max}, 0 \leq k, k' \leq K$ in the Offline-procedure, and evaluate $\|\hat{e}(y)\|_X$ in the Online-procedure by assembling (3.11).

Remark 3.1 *Since the evaluation of statistics by Monte Carlo algorithm converges very slowly, we propose the approach of evaluating the solution by reduced basis method at the collocation nodes first and then applying quadrature formula (2.7) to assess the statistics. To improve the accuracy of this approach, we build the training set Ξ_{train} including the collocation/quadrature nodes $\Xi_{sc} \subset \Xi_{train}$. In fact, we have the error estimate between the expectation $\mathbb{E}[s]$ and the value $\mathbb{E}[s_{rb}]$ approximated by reduced basis method ($\mathbb{E}[s_{sc}]$ is the value approximated by stochastic collocation method)*

$$|\mathbb{E}[s] - \mathbb{E}[s_{rb}]| \leq |\mathbb{E}[s] - \mathbb{E}[s_{sc}]| + |\mathbb{E}[s_{sc}] - \mathbb{E}[s_{rb}]|, \quad (3.12)$$

where the first term is the quadrature error and the second term is bounded by (3.7) as

$$\begin{aligned} |\mathbb{E}[s_{sc}] - \mathbb{E}[s_{rb}]| &\leq \sum_{y^i \in \Xi_{sc}} w^i |s(y^i) - s_{rb}(y^i)| \\ &\leq \max_{y \in \Xi_{train}} |s(y) - s_{rb}(y)| \\ &\leq \max_{y \in \Xi_{train}} \|F\|_{(X^N)'} \|u(y) - u_N(y)\|_X, \end{aligned} \quad (3.13)$$

where $w^i > 0$ are quadrature weights. As long as reduced basis approximation error is smaller than the quadrature error, (3.12) is dominated by the first term - the quadrature error.

4 Stochastic collocation method

Different from the approach of Galerkin projection in the reduced basis space used by the reduced basis method, we perform a Lagrangian interpolation over the collocation points for the stochastic collocation method [1] to evaluate the solution $u^N(y)$ for given parameter $y \in \Gamma$, as shown in Figure 3.1 (right). Therefore, it all remains to choose the efficient collocation points according to the joint probability distribution $\rho(y)$ in order to achieve accurate collocation approximation of the solution at any given $y \in \Gamma$. Let us introduce the univariate stochastic collocation at first.

4.1 Univariate interpolation

Without loss of generality, we take $\Gamma = [-1, 1]$. Given the collocation points in Γ , e.g., $-1 \leq y^0 < y^1 < y^2 < \dots < y^N \leq 1$ as well as the corresponding solutions $u(y^n), 0 \leq n \leq N$, we define the univariate N th order Lagrangian interpolation operator as

$$\mathcal{U}_N u(y) = \sum_{n=0}^N u(y^n) l^n(y), \quad (4.1)$$

where $l^n(y), 0 \leq n \leq N$ are the Lagrangian characteristic polynomials of order N given in the form

$$l^n(y) = \prod_{m \neq n} \frac{y - y^m}{y^n - y^m} \quad 0 \leq n \leq N. \quad (4.2)$$

One evaluation of $\mathcal{U}_N u(y)$ at a new realization $y \in \Gamma$ requires $O(N^2)$ operations by formula (4.1). For efficient and stable polynomial interpolation, we use barycentric formula [5, 33] and rewrite the characteristic polynomials as

$$l^n(y) = \frac{1}{\underbrace{\prod_{m \neq n} (y^n - y^m)}_{\bar{w}^n}} \cdot \frac{1}{y - y^n} \underbrace{\prod_{m=0}^N (y - y^m)}_{l(y)} = l(y) \frac{\bar{w}^n}{y - y^n} \quad 0 \leq n \leq N, \quad (4.3)$$

where $\bar{w}^n, 0 \leq n \leq N$ are barycentric weights, so that the interpolation operator (4.1) becomes

$$\mathcal{U}_N u(y) = \sum_{n=0}^N \frac{\bar{w}^n}{y - y^n} u(y^n) / \sum_{n=0}^N \frac{\bar{w}^n}{y - y^n}, \quad \text{where } l(y) = \sum_{n=0}^N \frac{\bar{w}^n}{y - y^n}, \quad (4.4)$$

which instead needs only $O(N)$ operations for one evaluation provided that the barycentric weights are precomputed and stored. The statistics of the solution or output can be therefore evaluated, e.g.

$$\mathbb{E}[u] \approx \mathbb{E}[\mathcal{U}_N u] = \sum_{n=0}^N \left(\int_{\Gamma} \left(\frac{\bar{w}^n}{y - y^n} / \sum_{n=0}^N \frac{\bar{w}^n}{y - y^n} \right) \rho(y) dy \right) u(y^n) = \sum_{n=0}^N w^n u(y^n), \quad (4.5)$$

where $w^n, 0 \leq n \leq N$ are quadrature weights. In order to improve the accuracy of the numerical integral in (4.5) and the numerical interpolation in (4.4), it is favourable to select the collocation points as the quadrature abscissas. Available quadrature rules include Clenshaw-Curtis quadrature, Gaussian quadrature based on various orthogonal polynomials and so on [33].

4.2 Multivariate tensor product interpolation

Rewrite the univariate interpolation formula (4.1) with the index k for the k th dimension as

$$\mathcal{U}_{N_k} u(y_k) = \sum_{y_k^{n_k} \in \Theta^k} u(y_k^{n_k}) l_k^{n_k}(y_k), \quad \text{where } \Theta^k = \{y_k^{n_k} \in \Gamma_k, n_k = 0, \dots, N_k\} \text{ for some } N_k \geq 1 \quad (4.6)$$

then the multivariate interpolation is given as the tensor product of the univariate interpolation

$$(\mathcal{U}_{N_1} \otimes \dots \otimes \mathcal{U}_{N_K}) u(y) = \sum_{y_1^{n_1} \in \Theta^1} \dots \sum_{y_K^{n_K} \in \Theta^K} u(y_1^{n_1}, \dots, y_K^{n_K}) (l_1^{n_1}(y_1) \otimes \dots \otimes l_K^{n_K}(y_K)). \quad (4.7)$$

The corresponding barycentric formula for the multivariate interpolation is given as

$$(\mathcal{U}_{N_1} \otimes \dots \otimes \mathcal{U}_{N_K}) u(y) = \sum_{y_1^{n_1} \in \Theta^1} \frac{b_{n_1}^1(y_1)}{\sum_{y_1^{n_1} \in \Theta^1} b_{n_1}^1(y_1)} \dots \sum_{y_K^{n_K} \in \Theta^K} \frac{b_{n_K}^K(y_K)}{\sum_{y_K^{n_K} \in \Theta^K} b_{n_K}^K(y_K)} u(y_1^{n_1}, \dots, y_K^{n_K}), \quad (4.8)$$

where $b_{n_k}^k(y_k) = \bar{w}_{n_k}^k / (y_k - y_k^{n_k})$ with barycentric weights $\bar{w}_{n_k}^k, 1 \leq k \leq K$ precomputed and stored. It is obvious that the multivariate barycentric formula reduces the tensor product interpolation from $O(N_1^2 \times \dots \times N_K^2)$ operations by (4.6) to $O(N_1 \times \dots \times N_K)$ operations by (4.8). Corresponding to the univariate interpolation, the expectation of the solution by multivariate interpolation is given as

$$\mathbb{E}[u] \approx \mathbb{E}[(\mathcal{U}_{N_1} \otimes \dots \otimes \mathcal{U}_{N_K}) u] = \sum_{y_1^{n_1} \in \Theta^1} \dots \sum_{y_K^{n_K} \in \Theta^K} u(y_1^{n_1}, \dots, y_K^{n_K}) (w_1^{n_1} \times \dots \times w_K^{n_K}), \quad (4.9)$$

where the quadrature weights $w_k^{n_k}, 1 \leq k \leq K$ can be pre-computed and stored by

$$w_k^{n_k} = \int_{\Gamma_k} \left(b_{n_k}^k(y^k) / \sum_{y_k^{n_k} \in \Theta^k} b_{n_k}^k(y^k) \right) \rho(y_k) dy_k. \quad (4.10)$$

We remark that the number of the collocation points or quadrature abscissas grows exponentially fast as $(N_1 + 1) \times \cdots \times (N_K + 1)$, or $(N_1 + 1)^K$ if $N_1 = \cdots = N_K$, which prohibits the application of the multivariate tensor product interpolation for high dimensional stochastic problems (when K is large).

4.3 Sparse grid interpolation

In order to alleviate the ‘‘curse of dimensionality’’ in the interpolation on the full tensor product grid, various sparse grid techniques [9] have been developed, among which the Smolyak type [37] is one of the most popular constructions. For isotropic interpolation with the same degree $q \geq K$ for one dimensional polynomial space in each direction, we have the Smolyak interpolation operator

$$\mathcal{S}_q u(y) = \sum_{q-K+1 \leq |i| \leq q} (-1)^{q-|i|} \binom{K-1}{q-|i|} (\mathcal{U}^{i_1} \otimes \cdots \otimes \mathcal{U}^{i_K}) u(y), \quad (4.11)$$

where $|i| = i_1 + \cdots + i_K$ with the multivariate index $i = (i_1, \dots, i_K)$ defined via the index set

$$X(q, K) := \left\{ i \in N_+^K, \forall i_k \geq 1 : \sum_{k=1}^K i_k \leq q \right\}, \quad (4.12)$$

and the set of collocation nodes for the sparse grid (see the middle of Figure 4.1) is thus collected as

$$H(q, K) = \bigcup_{q-K+1 \leq |i| \leq q} (\Theta^{i_1} \times \cdots \times \Theta^{i_K}), \quad (4.13)$$

where $\#\Theta^{i_k} = 1$ if $i_k = 1$, and $\#\Theta^{i_k} = 2^{i_k-1} + 1$ when $i_k > 1$ in a nested structure. Note that we denote $\mathcal{U}^{i_k} \equiv \mathcal{U}_{N_k}^{i_k}$ defined in (4.6) for $N_k = 2^{i_k-1}$. Define the differential operator $\Delta^{i_k} = \mathcal{U}^{i_k} - \mathcal{U}^{i_k-1}$, $k = 1, \dots, K$ with $\mathcal{U}^0 = 0$, we have an equivalent expression of Smolyak interpolation [1]

$$\begin{aligned} \mathcal{S}_q u(y) &= \sum_{i \in X(q, K)} (\Delta^{i_1} \otimes \cdots \otimes \Delta^{i_K}) u(y) \\ &= \mathcal{S}_{q-1} u(y) + \sum_{|i|=q} (\Delta^{i_1} \otimes \cdots \otimes \Delta^{i_K}) u(y). \end{aligned} \quad (4.14)$$

The above formula allows us to discretize the stochastic space in hierarchical structure based on nested collocation nodes, such as the extrema of Chebyshev polynomials or Gauss-Patterson nodes, leading to Clenshaw-Curtis cubature rule or Gauss-Patterson cubature rule, respectively [29, 22].

Smolyak sparse grid [40] is originally developed as isotropic in every one-dimensional polynomial space. The convergence rate of the solution in each polynomial space may vary due to different importance of each random variable, which helps to reduce further the computational effort by anisotropic sparse grid [28], written as

$$\mathcal{S}_q^\alpha u(y) = \sum_{i \in X_\alpha(q, K)} (\Delta^{i_1} \otimes \cdots \otimes \Delta^{i_K}) u(y), \quad (4.15)$$

with the weighted index

$$X_\alpha(q, K) := \left\{ i \in N_+^K, i \geq 1 : \sum_{k=1}^K i_k \alpha_k \leq \min(\alpha) q \right\}, \quad (4.16)$$

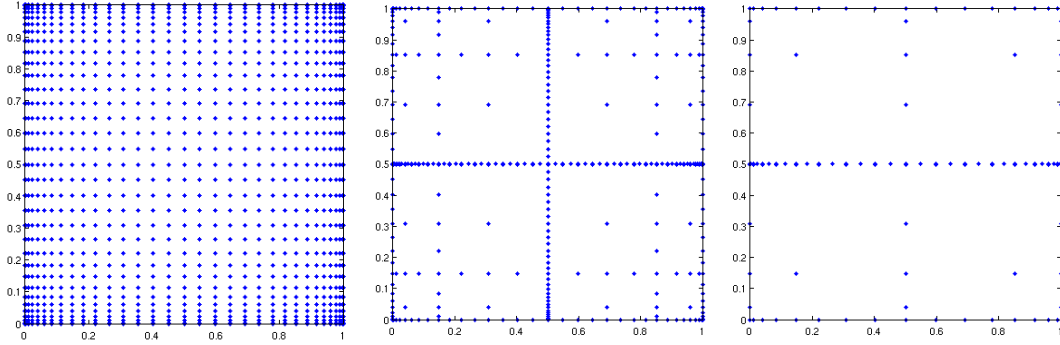


Figure 4.1: Two dimensional collocation nodes by Clenshaw-Curtis cubature rule in tensor product grid $q = 8$ (Left), sparse grid $q = 8$ (Middle), anisotropic sparse grid $q = 8$ and $\alpha = (1, 1.5)$ (Right)

where $\alpha = (\alpha_1, \dots, \alpha_K)$ represents the weights in different directions, estimated either from a priori or a posteriori error estimates, see [28]. Figure 4.1 displays the full tensor product grid, the sparse grid and the anisotropic sparse grid based on Clenshaw-Curtis cubature rule. We can observe that the isotropic and anisotropic sparse grids are far coarser than the full tensor product grid, leading to considerable reduction of the stochastic computation without much loss of accuracy, as we shall see in the convergence analysis and the numerical experiments in the following sections.

Remark 4.1 *For certain specific problems, some other advanced techniques turn out to be more efficient than both the isotropic and the anisotropic Smolyak sparse grid techniques. For example, the quasi-optimal sparse grid [2] is assembled in a greedy manner to deal with the “accuracy-work” trade-off problem; the adaptive hierarchical sparse grid [24, 16] succeeded in constructing the sparse grid adaptively in hierarchical levels with local refinement or domain decomposition in stochastic space, which is more suitable for low regularity problems; the combination of analysis of variance (ANOVA) and sparse grid techniques [18, 20] for dealing with the high dimensional problems, etc. The development for sparse grid techniques in reducing the computational costs remains a topic of great interest.*

5 Comparison of convergence analysis

In the comparison of the reduced basis method and the stochastic collocation method, we select two of the key criteria: one is the convergence rate and the other is computational costs in terms of operations count and storage. In this section, we provide a comparison of the theoretical convergence rate between the two methods in both univariate and multivariate problems. In section 6, a detailed analysis of the computational costs is assessed step by step in the algorithms of reduced basis method and stochastic collocation method, which leads to a global comparison of them in the aspects of the computational costs for offline construction, online evaluation and storage.

5.1 Convergence analysis I - univariate problem

Let us first consider a priori error estimate for one dimensional Lagrangian interpolation for $y \in \Gamma = [-1, 1]$ without loss of generality. In fact, we can map any bounded interval Γ into $[-1, 1]$ by shifting and rescaling. The convergence result for univariate stochastic collocation approximation is given as:

Proposition 5.1 *Thanks to the analytic regularity in Corollary 2.2, we have the exponential convergence rate*

$$\|u - \mathcal{U}_N u\|_{L^\infty(\Gamma; X)} \leq C_N r^{-N} = C_N e^{-(\ln r)N}, \quad (5.1)$$

with $r = a + b = \sqrt{1 + \tau^2} + \tau \geq (\sqrt{5} + 1)/2 \approx 1.6$ owing to (2.11) and assumption (2.4). The constant C_N is bounded in a logarithmic rescaling $C_N \leq C \ln(N + 1)$, where C is a constant independent of N .

Remark 5.1 The same result has been obtained in $L^2(\Gamma; X)$ norm in [1] except that the constant C_N in (5.1) is independent of N . For the sake of comparison with the convergence rate of reduced basis method, we obtain the above result (5.1) in the norm of $L^\infty(\Gamma; X)$ with the constant C_N depending on N . The proof for Proposition 5.1 follows [1] closely except for the need to prove that the operator $\mathcal{U}_N : C^0(\Gamma; X) \rightarrow L^\infty(\Gamma; X)$ is also continuous. In fact,

$$\|\mathcal{U}_N u\|_{L^\infty(\Gamma; X)} = \sup_{y \in \Gamma} \left\| \sum_{n=0}^N u(y^n) l^n(y) \right\|_X \leq \sup_{y \in \Gamma} \left(\sum_{n=0}^N |l^n(y)| \right) \max_{n=0,1,\dots,N} \|u(y^n)\|_X \leq \Lambda(N) \|u\|_{C^0(\Gamma; X)}, \quad (5.2)$$

where $\Lambda(N) := \sup_{y \in \Gamma} \left(\sum_{n=0}^N |l^n(y)| \right) \leq 3/4 + (2/\pi) \ln(N + 1)$ is defined as the optimal Lebesgue constant, and the constant C_N is derived from $\Lambda(N)$ as $C_N \leq C \Lambda(N)$. As for the operator $\mathcal{U}_N : C^0(\Gamma; X) \rightarrow L^2(\Gamma; X)$, it is continuous with a constant independent of N , see Lemma 4.2 in [1] for details.

For the same one dimensional parametric problem, a priori error estimate has been well established for the reduced basis approximation [26, 35]. Note that in the context of the reduced basis approximation, the result is based on the assumption that the parameter y is positive with $0 < y_{\min} \leq y \leq y_{\max} < \infty$. For the sake of consistent comparison with stochastic collocation method, we still take the same parameter range $\Gamma = [-1, 1]$ and introduce a new parameter by $\mu = y + (1 + \delta)$ with $\delta > 0$ so that $\mu \in [\delta, 2 + \delta]$ with $\mu_{\min} = \delta > 0$ and $\mu_{\max} = 2 + \delta$. Correspondingly, the problem coefficient becomes $a(x, y) = a_0(x) + a_1(x)y = (a_0(x) - (1 + \delta)a_1(x)) + a_1(x)\mu$ and will be denoted as $\hat{a}_0(x) + a_1(x)\mu$ for convenience. We state the convergence result for one dimensional reduced basis approximation given in [31, 35] in the following proposition:

Proposition 5.2 Suppose that $\ln \mu_r = \ln(\mu_{\max}/\mu_{\min}) > 1/2e$ and $N \geq N_{\text{crit}} \equiv 1 + [2e \ln \mu_r]_+ ([s]_+$ is the maximum integer smaller than s), then

$$\|u - u_N\|_{L^\infty(\Gamma; X)} \leq C e^{-(N-1)/(N_{\text{crit}}-1)}, \quad (5.3)$$

where u_N is the reduced basis approximation of the solution in the reduced basis space spanned by N ‘‘snapshots’’, and C is independent of N . Note that the samples μ_1, \dots, μ_N are taken as equidistant within $[\ln(\mu_{\min}), \ln(\mu_{\max})]$ in the way that $\ln(\mu_n) - \ln(\mu_{n-1}) = \ln(\mu_r)/(N - 1)$, $2 \leq n \leq N$.

At our knowledge, the a priori error estimates in Proposition 5.1 for the stochastic collocation approximation and in Proposition 5.2 for the reduced basis approximation are the best available results in the literature. Both of them show exponential convergence rate for the approximation of the analytic solution with respect to the parameter $y \in \Gamma$.

Remark 5.2 In order to guarantee the positiveness of $\hat{a}_0(x)$ in Proposition 5.2, we require $\delta \leq 1/2$ by assumption (2.4). Therefore, the minimal value of N_{crit} is $1 + [2e \ln(u_r)]_+ = 9$, so that the convergence rate in (5.3) becomes $e^{-(N-1)/8} \approx 1.13^{-(N-1)}$ for N dimensional reduced basis approximation, which is larger than $r^{-(N-1)}$ ($r > 1.6$) in the stochastic collocation approximation (5.1) using N collocation nodes corresponding to \mathcal{U}_{N-1} . From this closer look, it seems that the stochastic collocation approximation is better than the reduced basis approximation as to a priori error estimation.

Remark 5.3 The above comparison depends on the specific stochastic problem (2.1) and its assumptions as well as the way we have chosen collocation points (Chebyshev nodes) for stochastic collocation approximation and sampling points (logarithmic equidistant points) for reduced basis approximation. We can build the reduced basis space based on the training set including the collocation points

$\Xi_{sc} \subset \Xi_{train}$, yielding thus at least the same a priori error bound for reduced basis approximation as that for stochastic collocation approximation. More explicitly, we have for proper positive constants C and \bar{C}

$$\begin{aligned} \|u - u_N\|_{L^\infty(\Gamma; X)} &\leq C \sup_{y \in \Gamma} \inf_{w \in X_N} \|u - w\|_X \\ &\leq C \sup_{y \in \Xi_{sc}/S_N} \inf_{w \in X_N} \|u(y) - w\|_X + C \sup_{y \in \Gamma/\Xi_{sc}} \|u(y) - \mathcal{U}_N u(y)\|_X \quad (5.4) \\ &\leq \bar{C} \|u - \mathcal{U}_N u\|_{L^\infty(\Gamma; X)}, \end{aligned}$$

where the first inequality is due to the property of Galerkin projection on the space X_N , the second one comes from that $\Gamma = S_N \cup (\Xi_{sc}/S_N) \cup (\Gamma/\Xi_{sc})$ and for any $y \in S_N$ the reduced basis approximation is exact, and the third inequality is because the reduced basis space is constructed in such a way that the reduced basis approximation error in the collocation set (the first term) is smaller than the stochastic collocation approximation error over Γ (the second term). An extreme case is the one in which all the collocation points are included in the sample set, i.e. $\Xi_{sc} \subset S_N$, so that the first term vanishes.

5.2 Convergence analysis II - multivariate problem

In the multivariate case, the property of convergence rate inherits that of the univariate case thanks to the full tensor product structure of the multivariate Lagrangian interpolation (4.6) in the stochastic collocation approximation. A priori error estimate is obtained in the following proposition.

Proposition 5.3 *Under the assumptions of (2.4) and the analytic regularity of the solution in Corollary 2.2, with $\Gamma = [-1, 1]^K$ for simplicity, the following convergence result is a consequence of Proposition 5.1*

$$\|u - \mathcal{U}_N u\|_{L^\infty(\Gamma; X)} \leq \sum_{k=1}^K C_{N_k} e^{-\ln(r_k)N_k}, \quad (5.5)$$

where $r_k = a + b = \sqrt{1 + \tau_k^2} + \tau_k > 1, 1 \leq k \leq K$ from (2.11) and $N = (N_1, \dots, N_K)$ is the interpolation order corresponding to the interpolation operator $(\mathcal{U}_{N_1} \otimes \dots \otimes \mathcal{U}_{N_K})$.

Proof The proof is rather simple to obtain. We split the interpolation error in (5.5) into K pairs by adding and subtracting the same term

$$\begin{aligned} \|u - \mathcal{U}_N u\|_{L^\infty(\Gamma; X)} &= \|u - (\mathcal{U}_{N_1} \otimes \dots \otimes \mathcal{U}_{N_K})u\|_{L^\infty(\Gamma; X)} \\ &\leq \|u - (\mathcal{U}_{N_1} \otimes \mathcal{I} \otimes \dots \otimes \mathcal{I})u\|_{L^\infty(\Gamma; X)} \\ &\quad + \|(\mathcal{U}_{N_1} \otimes \mathcal{I} \otimes \dots \otimes \mathcal{I})u - (\mathcal{U}_{N_1} \otimes \mathcal{U}_{N_2} \otimes \mathcal{I} \otimes \dots \otimes \mathcal{I})u\|_{L^\infty(\Gamma; X)} \\ &\quad + \dots \\ &\quad + \|(\mathcal{U}_{N_1} \otimes \dots \otimes \mathcal{U}_{N_{K-1}} \otimes \mathcal{I})u - (\mathcal{U}_{N_1} \otimes \dots \otimes \mathcal{U}_{N_K})u\|_{L^\infty(\Gamma; X)} \\ &\leq \sum_{k=1}^K C_{N_k} e^{-\ln(r_k)N_k}, \end{aligned} \quad (5.6)$$

where \mathcal{I} is the identity operator and $C_{N_k} \leq C \ln(N_k + 1)$. The first inequality is due to a recursive application of triangular inequality, while the second is a direct consequence of Proposition 5.1 for univariate interpolation. We remark that more general results have been obtained for unbounded Γ and arbitrarily distributed random variables other than the uniform type in [1], with norm $L^2(\Gamma; X)$ instead of $L^\infty(\Gamma; X)$. \square

Corollary 5.4 *If $C_{N_k} = C_{N_1}, r_k = r > 1, 1 \leq k \leq K$ and $N_k = N_1, 2 \leq k \leq K$. Then the total number of collocation nodes is $N = K^{N_1}$ and the error estimate in Proposition 5.3 becomes*

$$\|u - \mathcal{U}_N u\|_{L^\infty(\Gamma; X)} \leq C_{N_1} K N^{-\frac{\ln(r)}{\ln(K)}}, \quad (5.7)$$

which decays very slowly when K is large and the region of analyticity r is small. For instance, when $K = 100$ and $r = 1.6$ as in Remark 5.2, we need $N = 10^{20}$ in order to have $K N^{-\frac{\ln(r)}{\ln(K)}} \leq 1$.

The convergence analysis of the isotropic and anisotropic Smolyak sparse grids stochastic collocation methods have been studied in [29] and [28] in the norm $L^2(\Gamma; X)$. By following the argument used in Remark 5.1, we can prove the following proposition

Proposition 5.5 *Suppose that the function u can be analytically extended to a complex domain $\Sigma(\Gamma; \tau)$. By using isotropic Smolyak sparse grid and Clenshaw-Curtis collocation nodes, we have*

$$\|u - \mathcal{S}_q u\|_{L^\infty(\Gamma; X)} \leq C_{q-K+1} N_q^{-r}, \quad (5.8)$$

where: C_{q-K+1} is a constant depending on $q - K + 1$ and r s.t. $C_{q-K+1} \leq C(r) \ln(2^{q-K+1} + 2)$; $N_q = \#H(q, K)$ is the number of collocation nodes; r is defined as $r = \min(\ln(\sqrt{r_1}), \dots, \ln(\sqrt{r_K})) / (1 + \ln(2K))$ with r_1, \dots, r_K defined in (5.5). Using the anisotropic Smolyak sparse grid with Clenshaw-Curtis collocation nodes, we have

$$\|u - \mathcal{S}_q^\alpha u\|_{L^\infty(\Gamma; X)} \leq C_{q-K+1} N_q^{-r(\alpha)}, \quad (5.9)$$

where $r(\alpha) = \min(\alpha)(\ln(2)e - 1/2) / (\ln(2) + \sum_{k=1}^K \min(\alpha)/\alpha_k)$ and $\alpha_k = \ln(\sqrt{r_k}), k = 1, \dots, K$.

As for the reduced basis approximation in multivariate problems, there is unfortunately no a priori error estimate in the literature to our knowledge. However, there is indeed a comparison between the Kolmogorov width,

$$d_N(\Xi_{train}) := \inf_{\dim(S_N)=N} \sup_{y \in \Xi_{train}} \inf_{w_N \in X_N} \|u(y) - w_N\|_X, \quad (5.10)$$

which defines the error of the optimal approximation, and the convergence rate of N dimensional reduced basis approximation by the greedy algorithm [6]. In (5.10), the notations are the same as in section 3: Ξ_{train} is the training set of the reduced basis method; S_N is a subset of samples with cardinality N in the training set Ξ_{train} ; $X_N = \text{span}\{u(y), y \in S_N\}$ is a function space spanned by the ‘‘snapshots’’. Essentially, the Kolmogorov width measures the error of the best or optimal N dimensional approximation over all possible N dimensional approximation with all the samples in the training set. Define in parallel the error of N dimensional approximation in the subspace X_N^g constructed from a greedy algorithm as:

$$\sigma_N(\Xi_{train}) = \sup_{y \in \Xi_{train}} \inf_{w_N \in X_N^g} \|u(y) - w_N\|_X. \quad (5.11)$$

In practice we use a posteriori error estimator Δ_N as introduced in section 3 instead of the true error $\inf_{w_N \in X_N^g} \|u(y) - w_N\|_X$ for the greedy selection of quasi-optimal sample, which satisfies

$$c\Delta_N \leq \inf_{w_N \in X_N^g} \|u(y) - w_N\|_X \leq C\Delta_N, \text{ where } 0 < \gamma \equiv \frac{c}{C} \leq 1. \quad (5.12)$$

A recent result [6] established a relation between the Kolmogorov width d_N and the greedy error σ_N , which is summarized in the following proposition.

Proposition 5.6 *Suppose that $\exists M > 0$ s.t. $d_0(\Xi_{train}) \leq M$. Moreover, assume that $\exists \alpha > 0$*

$$\text{if } d_N(\Xi_{train}) \leq MN^{-\alpha} \text{ then } \sigma_N(\Xi_{train}) \leq CMN^{-\alpha} \quad \forall N > 0, \quad (5.13)$$

where the constant C depends only on α and γ . Moreover, assume that $\exists a > 0$,

$$\text{if } d_N(\Xi_{train}) \leq Me^{-aN^\alpha} \text{ then } \sigma_N(\Xi_{train}) \leq CM e^{-cN^\beta} \quad \forall N \geq 0, \quad (5.14)$$

where the constants $\beta = \alpha/(\alpha + 1)$ and c, C depends only on a, α and γ . Improved estimates for these constants were provided later in [13].

Remark 5.4 *This proposition basically states that whenever the Kolmogorov width decays in either an algebraic or exponential rate, the greedy algorithm will also generate a quasi-optimal approximation space with the error decaying in a similar way. However, it is very difficult if not impossible to evaluate the Kolmogorov width. A constructive way is to select certain orthogonal basis of the space X , for instance, Fourier basis, Chebyshev polynomials or even use interpolation to compute the approximation error, which can be taken as an upper bound (probably too crude) for the Kolmogorov width.*

Remark 5.5 *Both the Kolmogorov width $d_N(\Xi_{train})$ and the greedy error $\sigma_N(\Xi_{train})$ are defined over the training set $\Xi_{train} \subset \Gamma$ instead than on the whole region Γ . This introduces another concern on how sufficient the training set is, or how large the error is between the training set and the whole region, in view of evaluation the true error introduced by the reduced basis approximation. This concern becomes more crucial in low regularity problems and/or high dimensional problems. In fact, we can not go through all the samples where the solution suffers from low regularity. Moreover, we can only afford to choose a rather sparse set Ξ_{train} when K is very large for computational reasons.*

Comparatively, even if we have no obvious clue to evaluate the a priori error estimator of the reduced basis approximation in multivariate problems, we can still arguably conclude from Proposition 5.6 that the error bound of the reduced basis approximation is no worse than that of the stochastic collocation approximation because we can select the training set for reduced basis approximation as the set of the multidimensional collocation nodes used for stochastic collocation approximation or even more nodes, following the same idea as in the comparison for the univariate case.

6 Comparison of computational costs

In this section, we aim at comparing in detail the computational costs with respect to operations count and storage of the reduced basis method and the stochastic collocation method. Let us begin with the computational costs ($C(\cdot)$ stands for operations count and $S(\cdot)$ for storage) for stochastic collocation method, which is listed along side the Algorithm 1 presented in section 4. The major computational costs for reduced basis method is listed along side the Algorithm 2 presented in section 3.

A few notations are: $N_{sc} = \#\Theta = (N_1 + 1) \times \dots \times (N_K + 1)$, $N_t = \#\Xi_{train}$; $N_{rb} = N_{max}$, M the number of Monte-Carlo evaluations in (3.3); W_α is the average work to evaluate the lower bound α_{LB} over the training set; W_s is the work to solve once the linear system arising from (2.5) with $C(\mathcal{N}^2) \leq W_s \leq C(\mathcal{N}^3)$ and W_m is the work to evaluate $(\mathcal{L}, \mathcal{L})_X$ in (3.11) once with $C(\mathcal{N}) \leq W_m \leq C(\mathcal{N}^2)$. The total computational costs (apart from that of the common initialization) for the reduced basis method and stochastic collocation method is calculated from Algorithm 1 and 2 and presented in Table 6.1.

More in detail, the offline cost for stochastic collocation method is dominated by solving the problem (2.5) N_{sc} times with total work $C(N_{sc}(W_s + K))$. Its online cost scales as $C(N_{sc})$ by the multivariate barycentric formula or quadrature formula. The total storage is dominated by that for all the solutions $S(N_{sc}(\mathcal{N}))$. As for reduced basis method, the offline cost is the sum of pre-computing the lower bound $C(N_t W_\alpha)$, solving the system N_{rb} times with total work $C(N_{rb} W_s + K N_{rb}^2 \mathcal{N})$, computing

computational costs	SC	RB
offline operations count	$C(N_{sc}(W_s + K))$	$C(N_t W_\alpha + N_{rb} W_s + K N_{rb}^2 \mathcal{N} + K^2 N_{rb}^2 W_m + N_t K^2 N_{rb}^3)$
online operations count	$C(N_{sc})$	$C(N_{rb}^3 + K N_{rb}^2 + K^2 N_{rb}^2)$
total storage	$S(N_{sc}(\mathcal{N} + K))$	$S(N_{rb} \mathcal{N} + K^2 N_{rb}^2 + K N_t)$

Table 6.1: Computational costs of stochastic collocation method (SC) and reduced basis method (RB)

error bound with work $C(K^2 N_{rb}^2 W_m)$ and searching in the training set with work $C(N_t K^2 N_{rb}^3)$. The online cost is the sum of assembling (3.9) with work $C(K N_{rb}^2)$ and solving it with work $C(N_{rb}^3)$ as well as evaluating the error bound with work $K^2 N_{rb}^2$, as for statistics by Monte-Carlo algorithm (3.3), we need work $C(M(N_{rb}^3 + K N_{rb}^2))$. The total storage for reduced basis method takes $S(N_{rb} \mathcal{N} + K^2 N_{rb}^2 + K N_t)$ for storing the solution, stiffness matrix as well as the training set.

Algorithm 1 Stochastic collocation method

- 1: **procedure** OFFLINE CONSTRUCTION
 - 2: **Initialization:** mesh, parameters, finite element functions $\varphi_i, 1 \leq i \leq \mathcal{N}$, etc;
 - 3: Pre-compute and store stiffness matrix $A_k = A_k(\varphi, \cdot, \varphi), 0 \leq k \leq K$ and vector $F(\varphi)$;
 - 4: Pre-compute and store the collocation nodes $\Theta = \Theta^1 \times \dots \times \Theta^K$; $\triangleright C(N_{sc})/S(K N_{sc})$
 - 5: **for** $k = 1, \dots, K$ **do**
 - 6: **for** $n_k = 0, \dots, N_k$ **do**
 - 7: Pre-compute and store the barycentric weights $\bar{w}_k^{n_k}(y_k^{n_k}), y_k^{n_k} \in \Theta_k$; $\triangleright C(N_k)/S(1)$
 - 8: Pre-compute and store quadrature weights $w_{n_k}^k$ by formula (4.10); $\triangleright C(N_k)/S(1)$
 - 9: **end for**
 - 10: **end for**
 - 11: **for** $n = 1, \dots, N_{sc}$ **do**
 - 12: Compute and store the solution $u(y^n), y^n \in \Theta$; $\triangleright C(W_s)/S(\mathcal{N})$
 - 13: **end for**
 - 14: **end procedure**
 - 15: **procedure** ONLINE EVALUATION
 - 16: Given $y \in \Gamma$, compute the solution $u(y)$ by interpolation (4.8), (4.11) or (4.15); $\triangleright C(N_{sc})$
 - 17: Evaluate the expectation $\mathbb{E}[u]$ by (4.9); $\triangleright C(N_{sc})$
 - 18: **end procedure**
-

From Table 6.1 we can observe that an explicit comparison of computational costs for reduced basis method and stochastic collocation method depends crucially on the number of collocation points N_{sc} and the size of the training set N_t , the dimension of the reduced basis N_{rb} and parameters K , as well as on the work of computing the lower bound W_α . In general, provided that the problem is computational consuming in the sense that \mathcal{N} is very large and provided that $N_{sc} \approx N_t$, we have $N_{rb} \ll N_{sc}$ so that the reduced basis method looks much more efficient in the offline procedure under the condition that $W_\alpha \ll W_s$ by the SCM optimization algorithm. As for the online evaluation of the solution at a new $y \in \Gamma$, this advantage becomes even more evident especially in high dimensions since the online operations count for reduced basis method is much smaller than that for the stochastic collocation method, i.e. $C(N_{rb}^3 + K N_{rb}^2 + K^2 N_{rb}^2) \ll C(N_{sc}) = C(N^K)$ where N is the number of collocation nodes in each dimension. However, as for the evaluation of the statistics, e.g. expectation $\mathbb{E}[u]$, this advantage is severely deteriorated since M is usually very large, which also leads to a much larger online operations count $C(M(N_{rb}^3 + K N_{rb}^2))$ for the reduced basis method while the online operations count ($C(N_{sc})$) for the stochastic collocation method. On the other hand, if we choose the size of the training set larger than the number of collocation points $N_t \gg N_{sc}$, which is usually the case in practice for small dimensional problems ($K = 1, 2, 3$), or else the work W_α for the computation of the lower bound α_{LB} is not significantly smaller than W_s , the stochastic collocation method could perform as well as or even better than the reduced basis method when $N_t \gg N_{sc}$.

Algorithm 2 Reduced basis method

```

1: procedure OFFLINE CONSTRUCTION
2:   Initialization: mesh, parameters, finite element functions  $\varphi_i, 1 \leq i \leq \mathcal{N}$ , etc;
3:   Pre-compute and store stiffness matrix  $A_k = A_k(\varphi, \cdot, \varphi), 0 \leq k \leq K$  and vector  $F(\varphi)$ ;

4:   Pre-compute and store  $\Xi_{train}$  and  $\alpha_{LB}(y), y \in \Xi_{train}$  by SCM; ▷  $C(N_t W_\alpha)/S(N_t)$ 
5:   Initialize  $y^1 \in \Xi_{train}, S_1 = \{y^1\}, X_1 = \{\zeta_1\}, \zeta_1 = u(y^1)/\|u(y^1)\|_X$ ; ▷  $C(W_s)/S(\mathcal{N})$ 
6:   Compute and store  $A_k(\zeta_1, \zeta_1)$  and  $F(\zeta_1), 0 \leq k \leq K$ ; ▷  $C(K\mathcal{N})/S(1)$ 
7:   Compute and store  $(\mathcal{C}, \mathcal{C})_X, (\mathcal{C}, \mathcal{L}_1^k)_X, (\mathcal{L}_1^k, \mathcal{L}_1^{k'})_X, 0 \leq k, k' \leq K$ ; ▷  $C(K^2 W_m)/S(K^2)$ 
8:   for  $N = 2, \dots, \bar{N}_{max}$  do
9:     Compute  $\Delta_{N-1}^u(y) = \|\hat{e}(y)\|_X / \alpha_{LB}(y)$  by (3.11); ▷  $C(K^2 N^2 N_t)/S(N_t)$ 
10:    Choose  $y^N = \arg \max_{y \in \Xi_{train}} \Delta_{N-1}^u(y)$ ; ▷  $C(N_t)/S(1)$ 
11:    if  $\Delta_{N-1}^u(y^N) \leq tolerance$  then
12:       $N_{max} = N - 1$ ; Break;
13:    end if
14:    Set  $S_N = S_{N-1} \cup y^N$  and compute  $u(y^N)$ ; ▷  $C(K + W_s)/S(\mathcal{N})$ 
15:    Orthogonalize  $X_N = \text{span}\{\zeta_1, \dots, \zeta_{N-1}, u(y^N)\}$ ; ▷  $C(\mathcal{N})/S(\mathcal{N})$ 
16:    Compute and store  $A_k(\zeta_m, \zeta_n)$  and  $F(\zeta_N)$  for (3.9); ▷  $C(K\mathcal{N}\mathcal{N})/S(N^2)$ 
17:    Compute and store  $(\mathcal{C}, \mathcal{L}_N^k)_X, (\mathcal{L}_N^k, \mathcal{L}_N^{k'})_X$  for (3.11); ▷  $C(K^2 N W_m)/S(K^2 N)$ 
18:  end for
19: end procedure

20: procedure ONLINE EVALUATION
21:   Given  $y \in \Gamma$ , assemble and solve (3.9) and compute  $\Delta_N(y)$ ; ▷  $C(N_{rb}^3 + KN_{rb}^2 + K^2 N_{rb}^2)$ 
22:   Evaluate statistics of the solution and its related quantity by (3.3); ▷  $C(M(N_{rb}^3 + KN_{rb}^2))$ 
23: end procedure

```

7 Numerical experiments

In this section, we find numerical substantiation to our previous analysis on the convergence rate and on computational costs, by numerically comparing the reduced basis method and the stochastic collocation method. More precisely, we consider a stochastic elliptic problem in a two dimensional unit square $x = (x_1, x_2) \in D = (0, 1)^2$. The deterministic forcing term $f = 1$ is fixed. The coefficient $a(x, \omega)$ is a random field with finite second moment, whose expectation and correlation are given as

$$\mathbb{E}[a](x) = \frac{c}{100}, \text{ for a suitable } c > 0; \quad \text{Cov}[a](x, x') = \frac{1}{100^2} \exp\left(-\frac{(x_1 - x'_1)^2}{L^2}\right), \quad x, x' \in D \quad (7.1)$$

where L is the correlation length. The Karhunen-Loève expansion of the random field a is

$$a(x, \omega) = \frac{1}{100} \left(c + \left(\frac{\sqrt{\pi}L}{2} \right)^{1/2} y_1(\omega) + \sum_{n=1}^{\infty} \sqrt{\lambda_n} (\sin(n\pi x_1) y_{2n}(\omega) + \cos(n\pi x_1) y_{2n+1}(\omega)) \right), \quad (7.2)$$

where the uncorrelated random variables $y_n, n \geq 1$, have zero mean and unit variance, and the eigenvalues $\lambda_n, n \geq 1$, have the following expression

$$\sqrt{\lambda_n} = (\sqrt{\pi}L)^{1/2} \exp\left(-\frac{(n\pi L)^2}{8}\right), \quad \forall n \geq 1. \quad (7.3)$$

The random field $a(x, \omega)$ will be chosen as in (7.4) and (7.7) below. All the numerical computation is performed in MATLAB on an Intel Core i7-2620M Processor of 2.70 GHz.

7.1 Numerical experiments for a univariate problem

For the test of univariate stochastic problem, we take

$$a(x, \omega) = \frac{1}{100} \left(1 + \left(\frac{\sqrt{\pi}L}{2} \right)^{1/2} \sin(2\pi x_1) y_1(\omega) \right), \quad (7.4)$$

where $y_1(\omega)$ obeys uniform distribution with zero mean and unit variance $y_1(\omega) \sim \mathcal{U}(-\sqrt{3}, \sqrt{3})$. We implement Algorithm 1 for the stochastic collocation approximation with Clenshaw-Curtis nodes (the same as Chebyshev-Gauss-Lobatto nodes [10, 38]), defined for $y_1 \in \Gamma_1 = [-\sqrt{3}, \sqrt{3}]$ as

$$y_1^n = -\sqrt{3} \cos\left(\frac{n\pi}{N}\right), \quad n = 0, \dots, N. \quad (7.5)$$

We also implement Algorithm 2 for the reduced basis approximation with equidistant training set Ξ_{train} with cardinality $N_t = 1000$. We take randomly the testing set Ξ_{test} with $N_{test} = 1000$ samples and define the $L^\infty(\Gamma)$ error between the true solution u (finite element solution) and approximate solution u_{approx} as

$$\|u - u_{approx}\|_{L^\infty(\Gamma; X)} \approx \max_{y \in \Xi_{test}} \|u(y) - u_{approx}(y)\|_X. \quad (7.6)$$

We also compute the statistical error $|\mathbb{E}[\|u\|_X] - \mathbb{E}[\|u_{approx}\|_X]|$ with the expectation defined in (4.5).

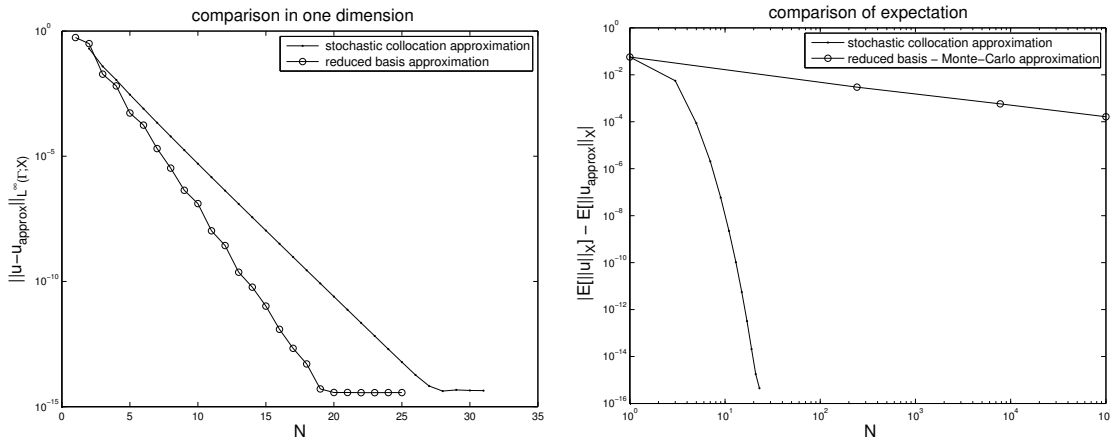


Figure 7.1: Comparison for convergence rate of the error $\|u - u_{approx}\|_{L^\infty(\Gamma; X)}$ (left) and the expectation $|\mathbb{E}[\|u\|_X] - \mathbb{E}[\|u_{approx}\|_X]|$ (right) between the true and the approximate solutions in 1D

Figure 7.1 illustrates the convergence of the error against collocation nodes as well as the number of reduced bases for the stochastic collocation approximation and reduced basis approximation, respectively. From the left of Figure 7.1, we observe that both approximations achieve exponential convergence in accordance with Proposition 5.1 and Proposition 5.2. The reduced basis approximation (convergence rate $\approx \exp(-1.8N)$) turns out to be slightly better than the stochastic collocation approximation (convergence rate $\approx \exp(-1.3N)$). As for the computation of the expectation $\mathbb{E}[\|u - u_{approx}\|_X]$, we apply Clenshaw-Curtis quadrature rule [38] for stochastic approximation and Monte-Carlo algorithm for reduced basis approximation. The right of Figure 7.1 shows that the quadrature rule with exponential convergence rate $\approx \exp(-1.6N)$ is apparently superior to Monte-Carlo algorithm with algebraic convergence rate $\approx N^{-1/2}$ in the univariate problem.

As for the computational costs, though the reduced basis approximation needs slightly less “snapshots” than the stochastic collocation approximation, it costs more for the computation of a posteriori error estimator by greedy sampling over a large training set in the offline construction. In Table 7.1 for univariate (1D) problem, we observe that for small scale problems, i.e. the mesh size h is large, the offline construction of reduced basis approximation is apparently more expensive than the stochastic

time $t(s)$ — size h	1/8	1/16	1/32	1/64	1/128
$t_{RB}(1D, N_t = 10^3)$	4(0.0003)	7(0.0003)	12(0.002)	14(0.005)	33(0.02)
$t_{SC}(1D, N_{SC} = 28)$	0.04(0.0002)	0.1(0.0002)	1(0.0002)	6(0.0002)	31(0.0002)
$t_{RB}(5D, N_t = 10^3)$	50(0.0008)	55(0.001)	57(0.002)	76(0.01)	159(0.05)
$t_{RB}(5D, N_t = 7^5)$	839(0.0005)	843(0.001)	846(0.002)	864(0.009)	949(0.05)
$t_{SC}(5D, N_{SC} = 7^5)$	17(0.02)	58(0.02)	755(0.02)	3619(0.02)	17252(0.02)
$t_{RB}(9D, N_t = 10^3)$	85(0.0007)	91(0.001)	93(0.002)	121(0.01)	235(0.04)
$t_{SC}(9D, N_{SC} = 10^5)$	154(0.13)	305(0.13)	4804(0.13)	23401(0.13)	101795(0.13)

Table 7.1: Offline (Online in bracket) computational costs measured in CPU time by reduced basis approximation (RB) and stochastic collocation approximation (SC) achieving the same accuracy

N_t	CC	CG	LG	LGL
1000	0.074(0.023)	0.108(0.033)	0.131(0.047)	0.082(0.024)
10000	0.076(0.022)	0.110(0.034)	0.134(0.049)	0.085(0.024)

Table 7.2: Comparison of the maximum distance (average distance in ()) between greedy samples in reduced basis approximation and different collocation nodes for stochastic collocation approximation

collocation approximation. When the problem grows to large scale, i.e. the mesh size h is small, the computational time is dominated by the time required for the solution of the finite element problem, then the reduced basis approximation is as efficient as the stochastic collocation approximation or even better. Moreover, it takes $C(N_{SC}) = C(28)$ operations count for the online evaluation of the solution $u(y)$ for any given $y \in \Gamma$ by stochastic collocation method while reduced basis method needs more computation $C(N_{RB}^3) = C(8000) > C(N_{SC}) = C(28)$. From Table 7.1 we can see that the online computational costs of reduced basis approximation increases with the scale of the problem and takes more time than that of the stochastic collocation approximation, which depends only on the number of collocation points N_{SC} . In the computation of statistics, the reduced basis - Monte-Carlo approximation is much more expensive than the stochastic collocation approximation with corresponding quadrature rule for the univariate problem. In order to alleviate the computational cost, we can first evaluate the solution at the collocation nodes by reduced basis approximation and then use the quadrature formula to compute the statistics. However, this is not so useful if the number of collocation nodes is comparable to the number of reduced bases, as in the univariate case. We will compare the proposed approach with the stochastic collocation approach for multivariate case later. From the univariate experiment, we conclude that the stochastic collocation approximation is more efficient than the reduced basis approximation for small scale problem in terms of computational costs and this advantage becomes less evident as the problem becomes expensive to solve.

Figure 7.2 depicts the procedure of reduced basis construction by greedy sampling algorithm and hierarchical stochastic collocation construction based on Clenshaw-Curtis nodes. At the top of Figure 7.2, we use larger size of dots to show earlier samples selected in the greedy algorithm, which is very similar to the hierarchical collocation construction shown at the bottom of Figure 7.2 in terms of the position and selected order of the nodes. This effect can be observed more closely in the middle figure, where the greedy samples is in full consistency with the Clenshaw-Curtis nodes. In fact, the maximum distance of the corresponding points between greedy samples and Clenshaw-Curtis nodes (CC) is 0.074, and the mean distance is 0.023. For comparison, we also test Chebyshev-Gauss nodes (CG), Legendre-Gauss nodes (LG) and Legendre-Gauss-Lobatto nodes (LGL) (see[10]) and the result is listed in Table 7.2, from which we can see that Clenshaw-Curtis nodes are the best choice, followed by Legendre-Gauss-Lobatto nodes. Note that the average distances of the samples in the training set are $2\sqrt{3}/1000 = 0.0035$ and $2\sqrt{3}/10000 = 0.00035$, which are much smaller than the quantities in Table 7.2, so that we are confident with the intrinsic difference between the samples selected by the greedy algorithm and the collocation nodes.

This numerical coincidence has also been observed for empirical interpolation method (EIM) [4, 25], which is efficiently used in affinely approximating the nonlinear function for nonlinear problems in

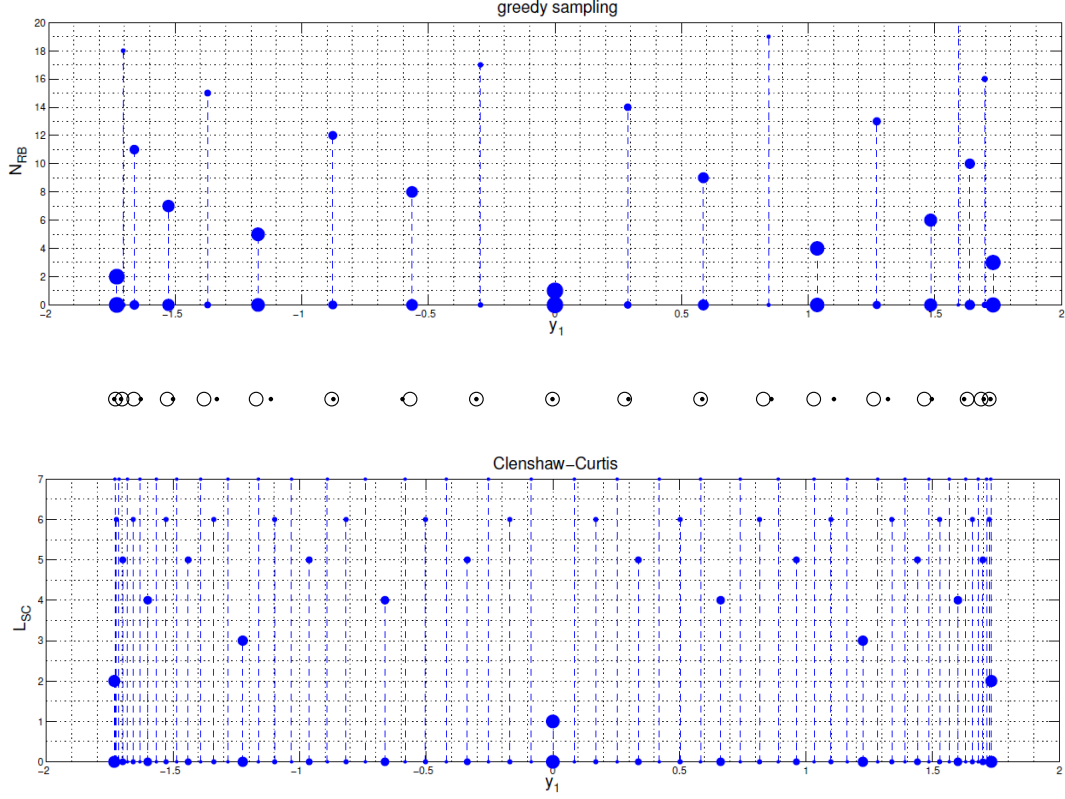


Figure 7.2: Comparison of greedy sampling (top) and hierarchical Clenshaw-Curtis rule (bottom). The size of the nodes stands for the order that they are selected in the hierarchical approximation. Correspondence of samples for reduced basis (o) and Clenshaw-Curtis nodes (·) is highlighted (middle).

the framework of reduced basis approximation. The fact sheds light on the similarity of projection and interpolation in the common framework of nonlinear approximation, in the way that the greedy algorithm for reduced basis projection tends to select the points on which the Lebesgue constant arising in the stochastic collocation/interpolation is minimized.

7.2 Numerical experiments for multivariate problems

For the test of multivariate problem, we truncate the random field $a(x, \omega)$ from Karhunen-Loève expansion (7.2) with five uniformly distributed random variables $y = (y_1, \dots, y_5)$, whose value belongs to $\Gamma = [-\sqrt{3}, \sqrt{3}]^5$, and correlation length $L = 1/8$ so that the two eigenvalues $\lambda_1 \approx 0.2132, \lambda_2 \approx 0.1899$, written as

$$a(x, \omega) = \frac{1}{100} \left(4 + \left(\frac{\sqrt{\pi}L}{2} \right)^{1/2} y_1(\omega) + \sum_{n=1}^2 \sqrt{\lambda_n} (\sin(n\pi x_1) y_{2n}(\omega) + \cos(n\pi x_1) y_{2n+1}(\omega)) \right). \quad (7.7)$$

The tensor product of one dimensional Clenshaw-Curtis nodes (7.5) for $N = 1, 2, 3, 4, 5, 6, 7$ as well as a single node $[0, 0, 0, 0, 0]$ are used for the stochastic collocation approximation, while Smolyak sparse grid with level $q - 5 = 1, 2, 3, 4, 5, 6, 7$ are used for stochastic sparse grid collocation approximation. For the reduced basis approximation, we generate the same 7^5 samples as used in the tensor product stochastic collocation nodes. The convergence results for $L^\infty(\Gamma)$ error and the expectation are displayed in Figure 7.3. From the left of Figure 7.3, we observe obvious better convergence rate for the reduced basis approximation (still achieving exponential convergence rate $\approx \exp(-0.2N)$) than stochastic collocation approximation (only gaining convergence rate $\approx \exp(0.0002N)$) or rather alge-

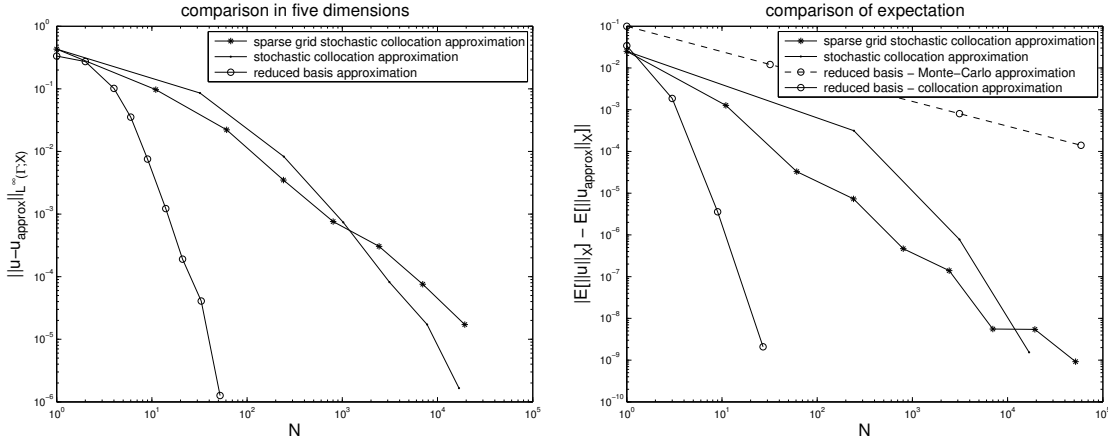


Figure 7.3: Comparison for convergence rate of the error $\|u - u_{approx}\|_{L^\infty(\Gamma; X)}$ (left) and the expectation $|\mathbb{E}[\|u\|_X] - \mathbb{E}[\|u_{approx}\|_X]|$ (right) between the true and the approximate solution in 5D

braic convergence rate $\approx N^{-1.5}$). The sparse grid collocation achieves better approximation than the tensor product collocation at the beginning, and loses this advantage to the latter due to slower convergence for our specific experiment in five dimensions.

As for the convergence of the expectation $E[\|u\|_X]$ as seen from the right of Figure 7.3, the highest convergence rate (gaining exponential convergence rate) is still achieved by the reduced basis - collocation approximation, essentially by constructing the reduced basis at first and then evaluating the solution at the collocation/quadrature points by reduced basis approximation. Similar convergence behaviour can be observed for the tensor product and sparse grid collocation approximation, which are still better than the reduced basis - Monte-Carlo approximation, though this advantage becomes less evident than the univariate case.

For the comparison of computational cost, besides the same 7^5 samples used in the tensor product stochastic collocation nodes, we also take the same number $N_t = 1000$ of samples as in the univariate case. From Table 7.1, we may see that the offline computational costs for stochastic collocation approximation grows exponentially fast as the complexity of the problem solve, while for reduced basis approximation, it increases slightly and is dominated linearly by the cardinality of the training set Ξ_{train} from the contrast of $7^5 \approx 1.7 \times 10^4$ to 10^3 , which is almost the same ratio of the CPU time $839/50 \approx 17$. In comparison, the reduced basis approximation becomes much more efficient than the stochastic collocation approximation in offline construction for large scale problems while it loses moderately to the latter for the online computational cost. In the computation of statistics, the reduced basis - collocation approximation is much faster than the stochastic collocation approximation: $949(\text{offline}) + 0.05 \times 7^5(\text{online}) \approx 1789 \ll 17252$ for large scale problems ($h = 1/128$) while this becomes opposite for small scale problems ($h = 1/8$) since $839 + 0.0005 \times 7^5 \approx 847 \gg 17$.

When numerically solving the five dimensional stochastic problems, we can see that both collocation and reduced basis approximation achieve better convergence property than Monte-Carlo algorithm. However, when the number of random variables or parameters becomes very large, the tensor product stochastic collocation approximation would need too many collocation points so that the quadrature formula losses its advantage over the Monte-Carlo algorithm. Meanwhile, the size of the training set for reduced basis construction also grows exponentially with the dimensions of the problem. Therefore, it is necessary to alleviate the computational cost. When the random variables $y_k, 1 \leq k \leq K$ have different importance for the stochastic problem, it would be worthless to put the same weight on the ones with little importance as on those with much larger influence. For instance, the first few eigenvalues $\lambda_1 \approx 0.4782, \lambda_2 \approx 0.0752, \lambda_3 \approx 0.0034, \lambda_4 \approx 0.000045$ decay so fast for large correlation ($L = 1/2$) length in the Karhunen-Loève expansion (7.2) that the random variables have distinct weights in determining the value of the coefficient $a(x, y_1, \dots, y_K)$.

The key idea behind anisotropic sparse grid is that we take advantage of the anisotropic weights, placing more collocation points in the dimensions that suffer from a slower convergence in order to

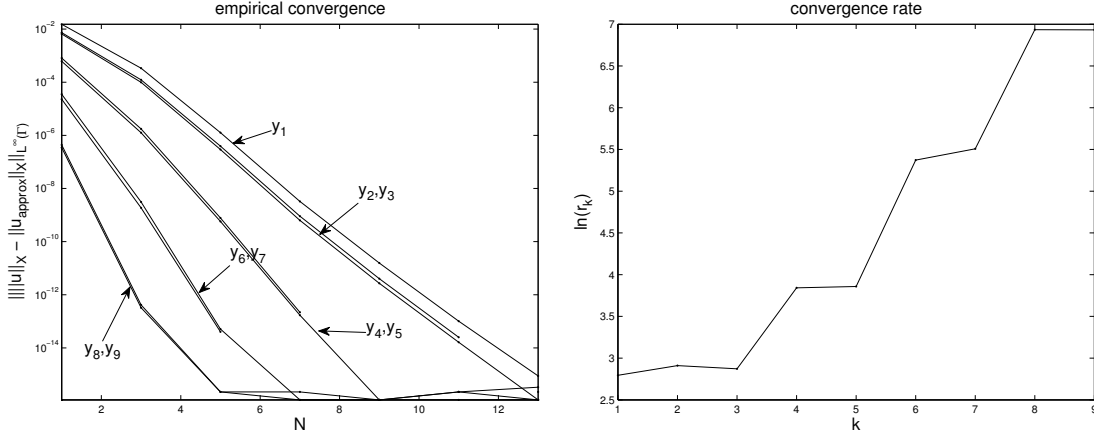


Figure 7.4: Empirical convergence (left) and fitted convergence rate (right) in dimension $1 \leq k \leq 9$

balance and minimize the global error [28]. How to obtain a sharp estimate of the importance or the weight of different dimensions is crucial to use the anisotropic sparse grid. One way is to derive a priori error estimate with the convergence rate, e.g. the convergence rate $\exp(-\ln(r_k)N)$, $1 \leq k \leq K$ in (5.5), as accurate as possible. However, deriving an analytical estimation of the convergence rate for general problems is rather difficult. In alternative, we may perform empirical estimation by fitting the convergence rate from numerical evaluation for each dimension, see Figure 7.4, and use the estimated convergence rates as α in (4.15) for anisotropic sparse grid construction [28]. For the test of efficiency of anisotropic grid, we take the correlation length $L = 1/2$, $c = 5$ for the coefficient $a(x, \omega)$ in (7.2) and truncate it with nine random variables $y = (y_1, \dots, y_9) \in \Gamma = [-\sqrt{3}, \sqrt{3}]^9$. Instead of the norm $\|u - u_{approx}\|_{L^\infty(\Gamma, X)}$, we use $|||u||_X - ||u_{approx}||_X||_{L^\infty(\Gamma)}$ to reduce the evaluation cost.

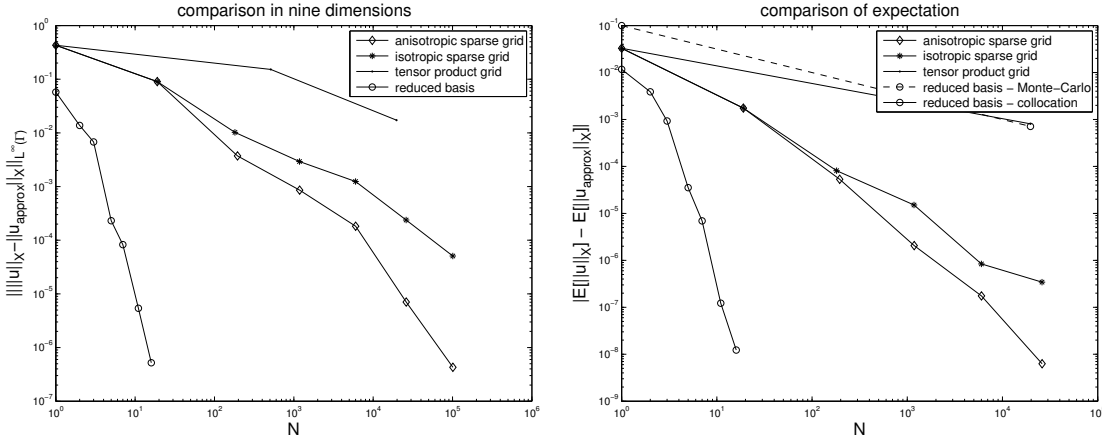


Figure 7.5: Comparison for convergence rate of the error $|||u||_X - ||u_{approx}||_X||_{L^\infty(\Gamma)}$ (left) and the expectation $|\mathbb{E}[||u||_X] - \mathbb{E}[||u_{approx}||_X]|$ (right) between the true and the approximate solutions in 9D

From Figure 7.5, we can see that the reduced basis approximation still converges much faster than the sparse grid stochastic collocation approximation in both $L^\infty(\Gamma)$ norm and the statistical norm. It is worth mentioning that we used only $N_t = 10^3$ randomly generated samples for constructing the reduced basis space, which is much smaller than the collocation nodes (approximately 10^5) of the deepest level we used $q - 9 = 6$ in (4.11), and we still obtain the high accuracy in the computation of statistics by reduced basis - collocation approximation as seen in the right of Figure 7.5. Therefore, the offline computational costs for reduced basis construction is significantly cheaper than that for

stochastic collocation construction, especially for large scale problems.

Figure 7.5 also carries the fact that anisotropic sparse grid is more efficient than the isotropic sparse grid for anisotropic problems. Meanwhile, we can see that the stochastic collocation approximation based on tensor product grid starts to converge slower than $N^{-1/2}$, which is the typical convergence rate of Monte-Carlo method. We can see from Table 7.1 that the computational costs of reduced basis approximation in nine dimensions is far less than that of the sparse grid stochastic collocation approximation for both offline construction and online evaluation. In fact, the online construction of the reduced basis approximation stays the same as dominated by the number of reduced basis N_{rb} in the way $O(N_{rb}^3 + KN_{rb}^2 + K^2N_{rb}^2)$, while the online cost for stochastic collocation approximation grows with the number of collocation points in an approximately linear way $O(N_{sc})(10^5/7^5 \approx 0.13/0.02)$. Note that even if we use the same number of training samples 10^5 for reduced basis approximation, the computational cost $85 \times 10^5/10^3 + (235 - 85) = 8650$ is still much less than the stochastic collocation cost 101795 for large scale problems.

7.3 Numerical experiments for higher dimensional problems

In this numerical experiment, we deal with high dimensional stochastic problems, pushing the dimensions from 9D to 21D, 51D to up 101D and comparing the performance of the reduced basis approximation and the stochastic collocation approximation. Note that in high dimensions $K = 101$, it is prohibitive to use stochastic collocation with tensor product grid (since we would need $3^{101} \approx 1.5 \times 10^{48}$ collocation points in total with 3 collocation points in each dimension), we use instead sparse grid of the anisotropic type to reduce the computational cost. The correlation length is $L = 1/128$, which enables us to consider an anisotropic problem but with the eigenvalues decaying very slowly ($\lambda_1 = 0.0138, \lambda_{50} = 0.0095$). The constant in (7.2) is chosen as $c = 20$ to guarantee that the stochastic problem is well posed with coercive elliptic operator. For the reduced basis approximation, we use 1000 samples randomly selected in $\Gamma = [-\sqrt{3}, \sqrt{3}]^K, K = 9, 21, 51, 101$, and for the stochastic collocation approximation, we construct adaptively an anisotropic sparse grid with $10^1, 10^2, 10^3, 10^4, 10^5, 10^6$ collocation nodes in a hierarchical way governed by the hierarchical surpluses [22]. To evaluate the $\| \|u\|_X - \|u_{approx}\|_X \|_{L^\infty(\Gamma)}$ error, we randomly select 100 samples in Γ . For the computation of expectation as well as the error $|\mathbb{E}[\|u\|_X] - \mathbb{E}[\|u_{approx}\|_X]|$, we apply the reduced basis - collocation approximation with 10^5 collocation nodes constructed from the anisotropic grid. The error $|\mathbb{E}[\|u\|_X] - \mathbb{E}[\|u_{approx}\|_X]|$ is evaluated as a posteriori error by taking the best stochastic collocation approximation as the true value.

The results for the high dimensional stochastic problems are displayed in Figure 7.6, from which we can observe an exponential decay rate for both the $L^\infty(\Gamma)$ error and the statistical error by reduced basis approximation, which is much faster than the stochastic collocation approximation. As the dimension increases from 9 to 101, the convergence rate decreases very fast for both reduced basis approximation and stochastic collocation approximation. As for the computational costs of reduced basis method, it takes $86(K = 9), 424(K = 21), 2479(K = 51), 8986(K = 101)$ CPU seconds respectively for the offline construction with the mesh size $h = 1/8$, growing as $t_{RB} \propto O(K^2)$, which verify the formula in Table 6.1 by Algorithm 2. In contrary, it would take $t_{SC} \propto O(K^w)$ where $w = q - K = 0, 1, 2, \dots$ is the interpolation level in the isotropic Smolyak formula (4.11), which prevents large w for high dimensional problems. We remark that although our numerical results are very promising for reduced basis approximation, the size of the samples in the training set $\#\Xi_{train} = 1000$ and the testing set $\#\Xi_{test} = 100$ is rather small for the high dimensional problems, which may bring insufficiency as for the approximation. In order to increase the accuracy of approximation, we may construct the training set adaptively by replacing it with new set once the reduced basis approximation is good enough in the current one, see [42]. We also remark that the work of offline construction is linear with respect to the cardinality of the training set $t_{RB} \propto N_t$, as seen in Table 6.1.

8 Concluding remarks

In this work, we carried out a detailed comparison between the reduced basis method and the stochastic collocation method for stochastic elliptic problems, in terms of convergence analysis and computational

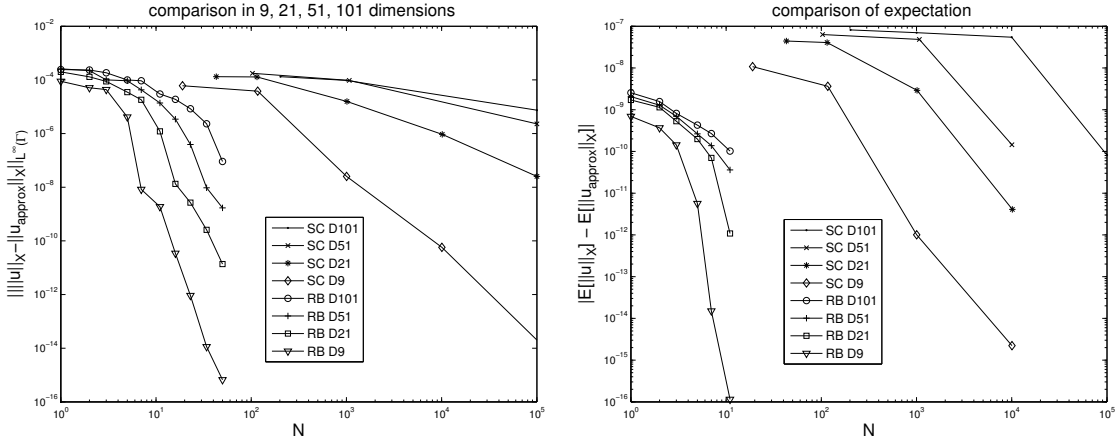


Figure 7.6: Comparison for convergence rate of $\|u\|_X - \|u_{approx}\|_X\|_{L^\infty(\Gamma)}$ (left) and the expectation $|\mathbb{E}\|u\|_X - \mathbb{E}\|u_{approx}\|_X|$ (right) between the anisotropic sparse grid stochastic collocation (SC) approximation and the reduced basis (RB) approximation in high dimensions 9D, 21D, 51D and 101D

costs. The reduced basis method adopts Galerkin projection on the reduced basis space constructed from a greedy algorithm governed by a posteriori error estimate. It takes advantage of the affine structure of the stochastic problem to decompose the computation into offline procedure and online procedure. The stochastic collocation method, on the other hand, follows essentially the Lagrangian interpolation on the collocation nodes, which are taken as quadrature abscissa in order to achieve high order interpolation as well as integration for statistical computation. In order to alleviate the “curse-of-dimensionality”, sparse grid of isotropic and anisotropic type is used instead of the tensor product grid for the stochastic collocation method.

As for the convergence analysis, the reduced basis method achieves exponential convergence rate for analytic problems regardless of dimensions. The stochastic collocation method also obtains exponential convergence in univariate case, though with a slightly slower rate than that featured by the reduced basis method. In contrast, in the multivariate case, especially for high dimensional problems, it only achieves algebraic convergence rate. The computation of the stochastic collocation method costs less effort than the reduced basis method in small scale and low dimensional problems, while it grows much faster than the reduced basis method in large scale and high dimensional problems, resulting in much more computational effort than the latter one.

We succeeded in applying the reduced basis method and the anisotropic sparse grid stochastic collocation method in high dimensional problems up to the order of (100). Nevertheless, the application is admittedly insufficient since the number of samples and collocation nodes is rather small. More advanced techniques such as sensitivity analysis, adaptive construction and so on [19, 18, 20] for both methods are being developed actively from the research community, more specifically to deal with high dimensional stochastic systems. Note that our comparison is carried out for linear problems, which enjoys the affine structure that the nonlinear problems are lacking of. The stochastic collocation method does not necessarily need the an affine structure. As for the reduced basis method, which depends crucially on the affine structure, linearisation techniques such as empirical interpolation method (EIM) [4, 25] can be applied to address this problem. As shown in this paper, the reduced basis method should be preferred to stochastic collocation method when dealing with large scale and high dimensional problems. However, this conclusion holds true limitedly to simple linear diffusion problems like (2.1). More research focusing on both theoretical and computational aspects is still needed when considering reduced basis method for low regularity and high dimensional problems, stochastic problems with random variables features more general distributions other than uniform type, etc.

Acknowledgement: We acknowledge the use of the Matlab packages *MLife* previously developed by Prof. Fausto Saleri from MOX, Politecnico di Milano and *spinterp* by Dr. Andreas Klimke from

Universität Stuttgart <http://www.ians.uni-stuttgart.de/spinterp/>. The authors thank Prof. Fabio Nobile for several helpful insights and the numerical verification by the package *sparse grid toolkit* <http://www2.mate.polimi.it:8080/NUMQUES/codes> co-developed with Dr. Lorenzo Tamellini. This work is partially supported by Swiss National Science Foundation under grant N.200021_141034.

References

- [1] I. Babuška, F. Nobile, and R. Tempone. A stochastic collocation method for elliptic partial differential equations with random input data. *SIAM Journal on Numerical Analysis*, 45(3):1005–1034, 2007.
- [2] J. Bäck, F. Nobile, L. Tamellini, and R. Tempone. On the optimal polynomial approximation of stochastic PDEs by galerkin and collocation methods. *Mox report*, 2011.
- [3] J. Bäck, F. Nobile, L. Tamellini, and R. Tempone. Stochastic spectral Galerkin and collocation methods for PDEs with random coefficients: A numerical comparison. *Spectral and High Order Methods for Partial Differential Equations*. Springer, 76:43–62, 2011.
- [4] M. Barrault, Y. Maday, N.C. Nguyen, and A.T. Patera. An empirical interpolation method: application to efficient reduced-basis discretization of partial differential equations. *Comptes Rendus Mathématique, Analyse Numérique*, 339(9):667–672, 2004.
- [5] J.P. Berrut and L.N. Trefethen. Barycentric lagrange interpolation. *SIAM Review*, 46:501–517, 2004.
- [6] P. Binev, A. Cohen, W. Dahmen, R. DeVore, G. Petrova, and P. Wojtaszczyk. Convergence rates for greedy algorithms in reduced basis methods. *SIAM Journal of Mathematical Analysis*, 43(3):1457–1472, 2011.
- [7] S. Boyaval, C. Le Bris, T. Lelièvre, Y. Maday, N.C. Nguyen, and A.T. Patera. Reduced basis techniques for stochastic problems. *Archives of Computational Methods in Engineering*, 17:435–454, 2010.
- [8] S. Boyaval, C. LeBris, Y. Maday, N.C. Nguyen, and A.T. Patera. A reduced basis approach for variational problems with stochastic parameters: Application to heat conduction with variable robin coefficient. *Computer Methods in Applied Mechanics and Engineering*, 198(41-44):3187–3206, 2009.
- [9] H.J. Bungartz and M. Griebel. Sparse grids. *Acta Numerica*, 13(1):147–269, 2004.
- [10] C. Canuto, MY Hussaini, A. Quarteroni, and TA Zang. *Spectral Methods: Fundamentals in Single Domains*. Springer, 2006.
- [11] C. Canuto, MY Hussaini, A. Quarteroni, and TA Zang. *Spectral Methods: Evolution to Complex Domains and Applications to Fluid Dynamics*. Springer, 2007.
- [12] A. Cohen, R. DeVore, and C. Schwab. Convergence rates of best N-term Galerkin approximations for a class of elliptic sPDEs. *Found. Comput. Math*, 10(6):615–646, 2010.
- [13] R. DeVore, G. Petrova, and P. Wojtaszczyk. Greedy algorithms for reduced bases in Banach spaces. *Arxiv preprint arXiv:1204.2290*, 2012.
- [14] L.C. Evans. *Partial Differential Equations, Graduate Studies in Mathematics, Vol. 19, American Mathematical Society*. 2009.
- [15] G.S. Fishman. *Monte Carlo: Concepts, Algorithms, and Applications*. Springer, 1996.
- [16] J. Foo, X. Wan, and G.E. Karniadakis. The multi-element probabilistic collocation method (ME-PCM): error analysis and applications. *Journal of Computational Physics*, 227(22):9572–9595, 2008.

- [17] R.G. Ghanem and P.D. Spanos. *Stochastic Finite Elements: a Spectral Approach*. Dover Civil and Mechanical Engineering, Courier Dover Publications, 2003.
- [18] M. Griebel. *Sparse grids and related approximation schemes for higher dimensional problems*. Number 248. 2005.
- [19] J.S. Hesthaven and S. Zhang. On the use of ANOVA expansions in reduced basis methods for high-dimensional parametric partial differential equations. *Brown Division of Applied Math Scientific Computing Tech Report*, 2011.
- [20] X. Hu, G. Lin, T.Y. Hou, and P. Yan. An adaptive ANOVA-based data-driven stochastic method for elliptic pde with random coefficients. 2012.
- [21] D.B.P Huynh, G. Rozza, S. Sen, and A.T. Patera. A successive constraint linear optimization method for lower bounds of parametric coercivity and inf-sup stability constants. *Comptes Rendus Mathematique, Analyse Numérique*, 345(8):473–478, 2007.
- [22] A. Klimke. *Uncertainty modeling using fuzzy arithmetic and sparse grids*. Universität Stuttgart. PhD thesis, Universität Stuttgart, 2006.
- [23] A. Klimke, K. Willner, and B. Wohlmuth. Uncertainty modeling using fuzzy arithmetic based on sparse grids: applications to dynamic systems. *International Journal of Uncertainty, Fuzziness and Knowledge-based Systems. v12 i6*, pages 745–759, 2004.
- [24] X. Ma and N. Zabarar. An adaptive hierarchical sparse grid collocation algorithm for the solution of stochastic differential equations. *Journal of Computational Physics*, 228(8):3084–3113, 2009.
- [25] Y. Maday, N.C. Nguyen, A.T. Patera, and G.S.H. Pau. A general, multipurpose interpolation procedure: the magic points. *Communications on Pure and Applied Analysis*, 8(1):383–404, 2009.
- [26] Y. Maday, A.T. Patera, and G. Turinici. Global a priori convergence theory for reduced-basis approximations of single-parameter symmetric coercive elliptic partial differential equations. *Comptes Rendus Mathematique*, 335(3):289–294, 2002.
- [27] G.J. McRae, M.A. Tatang, et al. *Direct incorporation of uncertainty in chemical and environmental engineering systems*. PhD thesis, Massachusetts Institute of Technology, 1995.
- [28] F. Nobile, R. Tempone, and C.G. Webster. An anisotropic sparse grid stochastic collocation method for elliptic partial differential equations with random input data. *SIAM Journal on Numerical Analysis*, 5(46), 2008.
- [29] F. Nobile, R. Tempone, and C.G. Webster. A sparse grid stochastic collocation method for partial differential equations with random input data. *SIAM Journal on Numerical Analysis*, 46(5):2309–2345, 2008.
- [30] A. Nouy. Recent developments in spectral stochastic methods for the numerical solution of stochastic partial differential equations. *Archives of Computational Methods in Engineering*, 16(3):251–285, 2009.
- [31] A.T. Patera and G. Rozza. Reduced basis approximation and a posteriori error estimation for parametrized partial differential equations Version 1.0. *Copyright MIT, <http://augustine.mit.edu>*, 2007.
- [32] A. Quarteroni. *Numerical Models for Differential Problems*. Springer, MS & A, vol 2, 2009.
- [33] A. Quarteroni, R. Sacco, and F. Saleri. *Numerical Mathematics*, volume 37. Springer, 2007.
- [34] A. Quarteroni and A. Valli. *Numerical Approximation of Partial Differential Equations*. Springer, 1994.
- [35] G. Rozza, D.B.P. Huynh, and A.T. Patera. Reduced basis approximation and a posteriori error estimation for affinely parametrized elliptic coercive partial differential equations. *Archives of Computational Methods in Engineering*, 15(3):229–275, 2007.

- [36] C. Schwab and R. A. Todor. Karhunen-Loève approximation of random fields by generalized fast multipole methods. *Journal of Computational Physics*, 217(1):100–122, 2006.
- [37] S.A. Smolyak. Quadrature and interpolation formulas for tensor products of certain classes of functions. In *Doklady Akademii Nauk SSSR*, volume 4, pages 240–243, 1963.
- [38] L.N. Trefethen. Is Gauss quadrature better than Clenshaw-Curtis? *SIAM Review*, 50(1):67–87, 2008.
- [39] D. Xiu. Fast numerical methods for stochastic computations: a review. *Communications in Computational Physics*, 5(2-4):242–272, 2009.
- [40] D. Xiu and J.S. Hesthaven. High-order collocation methods for differential equations with random inputs. *SIAM Journal on Scientific Computing*, 27(3):1118–1139, 2005.
- [41] D. Xiu and G.E. Karniadakis. The Wiener-Askey polynomial chaos for stochastic differential equations. *SIAM Journal on Scientific Computing*, 24(2):619–644, 2003.
- [42] S. Zhang. Efficient greedy algorithms for successive constraints methods with high-dimensional parameters. *Brown Division of Applied Math Scientific Computing Tech Report*, 23, 2011.

MOX Technical Reports, last issues

Dipartimento di Matematica “F. Brioschi”,
Politecnico di Milano, Via Bonardi 9 - 20133 Milano (Italy)

- 41/2012** CHEN, P.; QUARTERONI, A.; ROZZA, G.
Comparison between reduced basis and stochastic collocation methods for elliptic problems
- 40/2012** LOMBARDI, M.; PAROLINI, N.; QUARTERONI, A.
Radial basis functions for inter-grid interpolation and mesh motion in FSI problems
- 39/2012** IEVA, F.; PAGANONI, A.M.; ZILLER, S.
Operational risk management: a statistical perspective
- 38/2012** ANTONIETTI, P.F.; BIGONI, N.; VERANI, M.
Mimetic finite difference approximation of quasilinear elliptic problems
- 37/2012** NOBILE, F.; POZZOLI, M.; VERGARA, C.
Exact and inexact partitioned algorithms for fluid-structure interaction problems with finite elasticity in haemodynamics
- 36/2012** CANUTO, C.; VERANI, M.
On the Numerical Analysis of Adaptive Spectral/hp Methods for Elliptic Problems
- 35/2012** FIGOLI, D.; ASTON, J.A.D.; DRYDEN, I.L.; SECCHI, P.
Distances and Inference for Covariance Functions
- 34/2012** MENAFOGLIO, A.; DALLA ROSA, M.; SECCHI, P.
A Universal Kriging predictor for spatially dependent functional data of a Hilbert Space
- 33/2012** MOTAMED, M.; NOBILE, F.; TEMPONE, R.
Analysis and computation of the elastic wave equation with random coefficients
- 32/2012** FORMAGGIA, L.; FUMAGALLI, A.; SCOTTI A.; RUFFO, P.
A reduced model for Darcy s problem in networks of fractures