

Complex Cepstrum-based Decomposition of Speech for Glottal Source Estimation

Thomas Drugman¹, Baris Bozkurt², Thierry Dutoit¹

¹ TCTS Lab, Faculté Polytechnique de Mons, Belgium

² Department of Electrical & Electronics Engineering, Izmir Institute of Technology, Turkey

thomas.drugman@fpms.ac.be

Abstract

Homomorphic analysis is a well-known method for the separation of non-linearly combined signals. More particularly, the use of complex cepstrum for source-tract deconvolution has been discussed in various articles. However there exists no study which proposes a glottal flow estimation methodology based on cepstrum and reports effective results. In this paper, we show that complex cepstrum can be effectively used for glottal flow estimation by separating the causal and anticausal components of a windowed speech signal as done by the Zeros of the Z-Transform (ZZT) decomposition. Based on exactly the same principles presented for ZZT decomposition, windowing should be applied such that the windowed speech signals exhibit mixed-phase characteristics which conform the speech production model that the anticausal component is mainly due to the glottal flow open phase. The advantage of the complex cepstrum-based approach compared to the ZZT decomposition is its much higher speed.

Index Terms: Speech Analysis, Homomorphic Processing, Glottal Source Estimation

1. Introduction

Homomorphic systems have been developed in order to separate non-linearly combined signals [1]. As a particular example, the case where inputs are convolved is especially important in speech processing. Separation can then be achieved by a linear homomorphic filtering in the complex cepstrum domain, which presents the property to map convolution into addition. In speech analysis, complex cepstrum is usually employed to deconvolve the speech signal into a periodic pulse train and the vocal system impulse response [2], [3]. Its typical applications concern pitch detection, vocoding, formant tracking, pole-zero modeling,... but also reach seismic processing or echo detection [4].

In parallel, it has been shown [5] that speech is a mixed-phase signal where the maximum-phase contribution corresponds to the glottal open phase while the vocal tract component is assumed to be minimum-phase. In [6], we showed that the Zeros of the Z-transform (ZZT) based technique was able to achieve such an anticausality-based decomposition. On the other side, it has been discussed ([1],[2]) that complex cepstrum can be used for source-tract deconvolution although no approach could achieve this robustly. In this paper, we emphasize the role of windowing on the mixed-phase decomposition quality and show how an appropriate window can improve the glottal source estimation. Taking these precautions into account, the new technique is shown to carry out similar results as ZZT, while it is much faster.

The paper is structured as follows. Section 2 presents the theoretical framework of anticausality-based decomposition. The Complex Cepstrum (CC) based technique is introduced and similarities with the ZZT-based method are discussed. Both approaches are viewed as two different ways to reach the same goal: separating the maximum and minimum-phase contributions from a signal Z-transform. Section 3 exhibits our results on synthetic signals. The impact of windowing, which plays a crucial role on the decomposition quality, is described in detail in 3.1. Section 3.2 highlights the fact that CC and ZZT-based techniques have almost exactly the same behaviour while the first one is much faster. Finally Section 4 confirms the efficiency of our method on real speech signals.

2. Anticausality-based decomposition of speech

2.1. Complex Cepstrum based decomposition

The complex cepstrum (CC) $\hat{x}(n)$ of a discrete signal $x(n)$ is defined by the following equations [1]:

$$X(\omega) = \sum_{n=-\infty}^{\infty} x(n)e^{-j\omega n} \quad (1)$$

$$\log[X(\omega)] = \log(|X(\omega)|) + j\angle X(\omega) \quad (2)$$

$$\hat{x}(n) = \frac{1}{2\pi} \int_{-\pi}^{\pi} \log[X(\omega)] e^{j\omega n} d\omega \quad (3)$$

where Equations 1, 2, 3 are respectively the Discrete-Time Fourier Transform (DTFT), the complex logarithm and the inverse DTFT (IDTFT). Our decomposition arises from the fact that the complex cepstrum $\hat{x}(n)$ of an anticausal (causal) signal is zero for all n positive (negative). Retaining only the negative part of the CC should then estimate the glottal contribution. An example of separation using the complex cepstrum on a real speech segment is exhibited in Figure 1.

One difficulty when computing the CC lies in the estimation of $\angle X(\omega)$, which requires an efficient phase unwrapping algorithm. In this work, we computed the FFT on a sufficiently large number of points (typically 4096) such that:

- the grid on the unit circle is sufficiently fine, which facilitates the phase evaluation,
- distortion from aliasing in $\hat{x}(n)$ is minimized.

Besides these phase unwrapping problems, we show in this paper (Section 3) that windowing plays a crucial role in the mixed-phase decomposition.

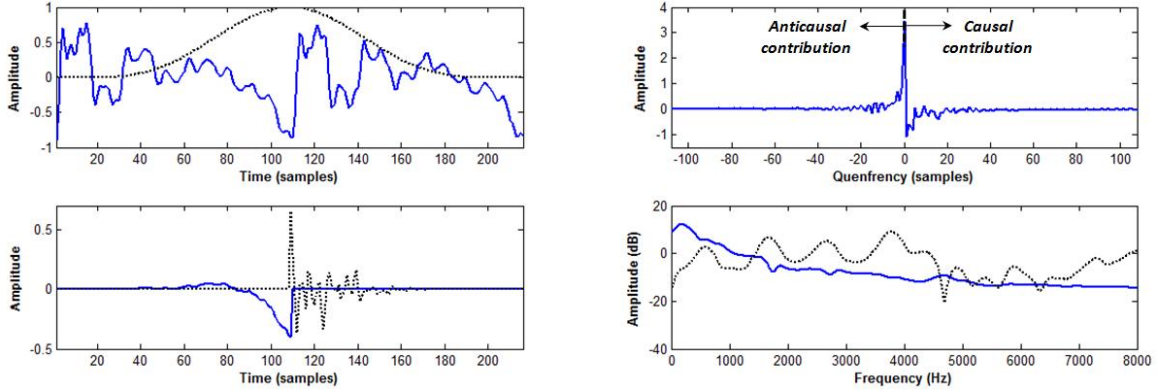


Figure 1: Anticausality-based decomposition of speech using the complex cepstrum. *Top-left*: Real speech signal ($F_s = 16kHz$) and applied window. *Top-right*: Corresponding complex cepstrum where the separation of maximum and minimum-phase components can be linearly achieved. *Bottom-left*: Maximum (solid) and minimum-phase (dashed) components. *Bottom-right*: Log-magnitude spectrum of these components.

2.2. Zeros of the Z-transform based decomposition

For a series of N samples ($x(0), x(1), \dots, x(N-1)$) taken from a discrete signal $x(n)$, the *ZZT* representation is defined as the set of roots (zeros) (Z_1, Z_2, \dots, Z_{N-1}) of the corresponding Z-Transform $X(z)$:

$$X(z) = \sum_{n=0}^{N-1} x(n)z^{-n} = x(0)z^{-N+1} \prod_{m=1}^{N-1} (z - Z_m) \quad (4)$$

Decomposition here arises from the fact that the roots of an anticausal (causal) signal all lie outside (inside) the unit circle. The *ZZT*-based technique [6] aims thus at splitting the roots of $X(z)$ into two subsets Z_{AC} and Z_C where the roots have a modulus greater (respectively lower) than one:

$$X(z) = x(0)z^{-N+1} \prod_{k=1}^{M_o} (z - Z_{AC,k}) \prod_{k=1}^{M_i} (z - Z_{C,k}) \quad (5)$$

2.3. Unification of both approaches

A parallel can be drawn between both previous techniques since they perform the same operation: separate the minimum and maximum phase contributions from a discrete signal $x(n)$. If $X(z)$ is expressed as in Equation 5, it can be shown that [7]:

$$\hat{x}(n) = \begin{cases} \sum_{k=1}^{M_o} \frac{Z_{AC,k}^n}{n} & \text{if } n < 0 \\ \sum_{k=1}^{M_i} \frac{Z_{C,k}^n}{n} & \text{if } n > 0 \end{cases} \quad (6)$$

which confirms the close link between *ZZT* and *CC*-based decompositions. Furthermore the phase unwrapping problem can be solved by factorization, as indicated in [8].

3. Tests on synthetic speech

This Section presents decomposition results on synthetic speech signals for different test conditions. The idea is to cover the diversity of configurations one could find in natural speech by varying all parameters over their whole range. Synthetic speech is produced according to the source-filter model by passing a known train of Liljencrants-Fant glottal waves [9] through an

auto-regressive filter extracted by LPC analysis on real sustained vowel uttered by a male speaker. As the mean pitch during these utterances was about 100 Hz, it reasonable to consider that the fundamental frequency should not exceed 60 and 180 Hz in continuous speech. Table 1 summarizes all test conditions.

Pitch	60:20:180 Hz
Open quotient	0.4:0.05:0.9
Asymmetry coefficient	0.6:0.05:0.9
Vowel	/a/, /@/, /i/, /y/

Table 1: Table of synthesis parameter variation range.

Decomposition quality is assessed through two objective measures:

- **Spectral distortion** : Many frequency-domain measures for quantifying the distance between two speech frames x and y arise from the speech coding literature. Ideally the subjective ear sensitivity should be formalised by incorporating psychoacoustic effects such as masking or isophone curves. A simple relevant measure is the spectral distortion (SD) defined as:

$$SD(x, y) = \sqrt{\int_{-\pi}^{\pi} (20 \log_{10} |\frac{X(\omega)}{Y(\omega)}|)^2 \frac{d\omega}{2\pi}} \quad (7)$$

where $X(\omega)$ and $Y(\omega)$ denote both signals spectra in normalized angular frequency.

- **Glottal formant determination rate** : The amplitude spectrum for a voiced source (such as the LF model) generally presents a resonance called *glottal formant*. As this parameter is an essential feature of the glottal open phase, an error on its determination after decomposition should be penalized. For this, we define the *glottal formant determination rate* as the proportion of frames for which the relative error on the glottal formant frequency is lower than 10%.

This formal experimental protocol allows us to reliably assess our techniques and to test their sensivity to different factors influencing the decomposition.

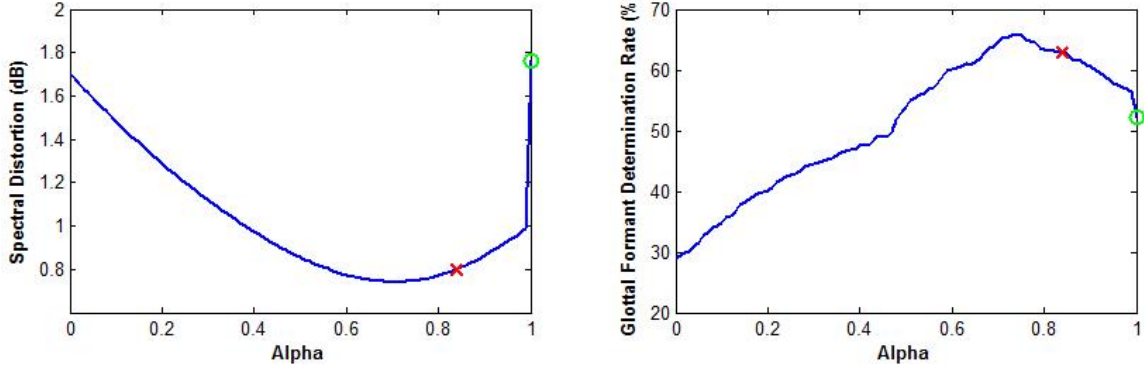


Figure 2: Sensitivity of (*Left panel:*) the spectral distortion and (*Right panel:*) the glottal formant determination rate to the window function. Blackman (x) and Hanning (o) windows are indicated.

3.1. The influence of the window

Windowing is known to be a critical issue for obtaining an accurate complex cepstrum [2], [3]. Most approaches discuss the validity of the convolutional model in order to separate the periodic pulse train and the vocal system response. The goal of this Section is to give a complete empirical study of the influence of the window parameters on our particular task: the anticausality-based decomposition.

3.1.1. The window position

In [2] the need of aligning the window center with the system response is highlighted. Although we discuss this issue in [10], analysis in this work is performed on windows centered on the Glottal Closure Instant (GCI), as this particular event demarcates the boundary between the causal and anticausal responses, and the linear phase contribution is removed.

3.1.2. The window function

To the best of our knowledge, the impact of the window function on the complex cepstrum was never analyzed. However we showed in [11] that the window has a considerable effect on the root location in the Z-plane and that usual windows (such as Hanning or Hamming) are generally not the best-suited. In this work, we consider windows of N points satisfying the form [1]:

$$w(n) = \frac{\alpha}{2} - \frac{1}{2} \cos\left(\frac{2\pi n}{N-1}\right) + \frac{1-\alpha}{2} \cos\left(\frac{4\pi n}{N-1}\right) \quad (8)$$

for which the Hanning and Blackman windows are particular cases (for $\alpha = 1$ and $\alpha = 0.84$ respectively). Figure 2 exhibits the influence of parameter α , regulating the window function, on the decomposition performance. In both graphs, an optimum clearly emerges for $\alpha = 0.72$. This value is used throughout the rest of the paper. It can be noticed that the widely-used Hanning window is not appropriated for our application.

3.1.3. The window length

In [2] and [3], it is argued that a window whose duration is about 2 to 3 pitch periods gives a good trade-off for being consistent with the convolutional model. Figure 3 shows the impact of the window length on the glottal formant determination. The best decomposition is achieved for two period-long windows.

Besides a slight error on the pitch estimation can be tolerated since this would not have a dramatic incidence.

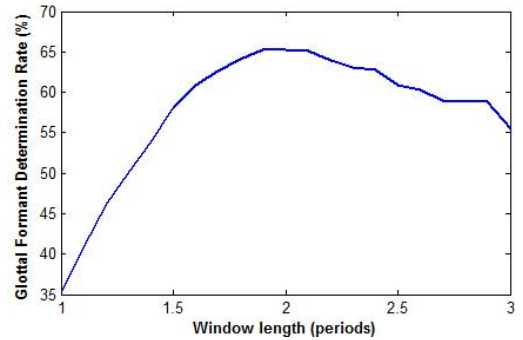


Figure 3: Sensitivity of the glottal formant determination rate to the window length.

3.2. Comparison between CC and ZZT-based decomposition

As underlined in Section 2.3, CC and ZZT-based techniques can be viewed as two different means to separate the minimum- and maximum-phase components from the speech signal. Their decomposition should then be theoretically strictly equivalent. We confirm it through our experiments, except for some rare cases for which decomposition may differ. One possible explanation is the difficulty in reliably unwrapping the phase for these cases. In the following points, we discuss the factors affecting the efficiency of these methods, and compare them in terms of computational load.

3.2.1. The factors influencing the decomposition

Many factors may affect the quality of our decomposition. Intuitively, one can think about the *interference* between minimum and maximum-phase contributions. The stronger this interference, the more difficult the decomposition. Basically, this interference is conditioned by three parameters:

- the pitch F_0 , which governs the spacing between two successive vocal system responses,
- the first formant F_1 , which influences the minimum-phase time response,

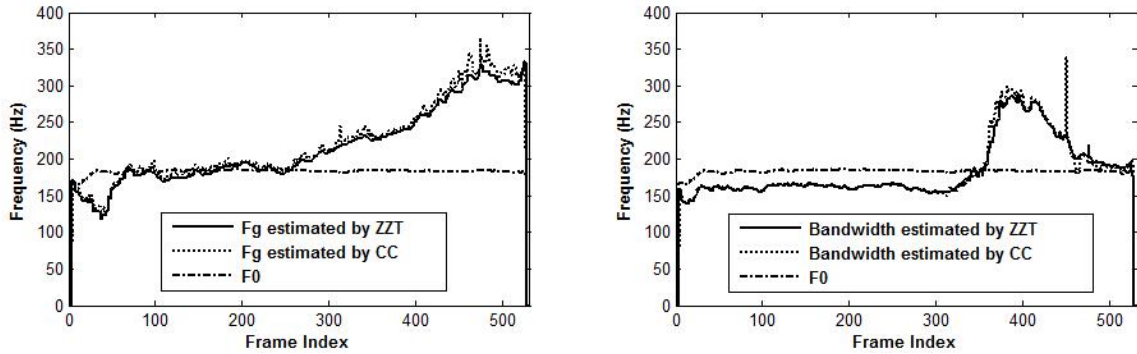


Figure 4: Glottal formant characteristics estimated by both ZZZT and CC-based techniques on a real sustained vowel. *Left panel:* evolution of the glottal formant frequency, *Right panel:* evolution of the glottal formant bandwidth.

- and the glottal formant F_g , which controls the maximum-phase time response.

A strong interference then implies a high pitch, with low F_1 and F_g values. Throughout our experiments we confirmed the performance degradation with the evolution of these factors, equally touching CC and ZZZT-based techniques. Results yielded by both methods over the whole test set were sensibly identical. A minor difference was reported in favor of ZZZT probably for the reasons mentioned above.

3.2.2. Computational considerations

Since we are treating speech frames whose length is twice the pitch period, the ZZZT-based technique requires to compute the roots of generally high-order polynomials (depending on the sampling rate and on the pitch). Although current polynomial factoring algorithms are accurate, the computational load remains problematic. On the other hand, the CC-based method just relies on FFT and IFFT which can be fastly computed. Table 2 shows the clear advantage to use the complex cepstrum.

	ZZT-based decomposition	CC-based decomposition
60 Hz	1837.1	17.11
180 Hz	184.7	16.49

Table 2: Comparison of the required computation time (in *ms*, for our Matlab implementation with $F_s = 16kHz$) for different pitch values.

4. Tests on real speech

We validate our method on the same example as in [12]. It consists of a sustained vowel /a/ with a flat pitch and decreasing open quotient (voluntarily produced by an increasing pressed effort). Figure 4 compares the glottal formant characteristics (frequency and bandwidth) estimated by both ZZZT and CC-based methods. It can be noticed that here again decompositions give sensibly similar results.

5. Conclusion

This paper discussed the methodology for applying the complex cepstrum for mixed-phase decomposition, allowing the estimation of the glottal source. The importance of a suited window-

ing has been highlighted. It has been shown how the applied window conditions the separation quality. A parallel with the ZZZT-based technique has been drawn since both methods aim at separating minimum and maximum-phase contributions of speech. Results we obtained for both methods are sensibly similar, while the complex cepstrum-based decomposition is much faster.

6. Acknowledgments

Thomas Drugman is supported by the “Fonds National de la Recherche Scientifique” (FNRS).

7. References

- [1] Oppenheim, A. and Schaffer, R., “Discrete-time signal processing”, Prentice-Hall, chap. 12, 1989.
- [2] Quatieri, T., “Discrete-time speech signal processing”, Prentice-Hall, chap. 6, 2002.
- [3] Verhelst, W. and Steenhaut, O., “A new model for the short-time complex cepstrum of voiced speech”, IEEE Trans. on ASSP, vol. 34, pp. 43-51, 1986.
- [4] Tribolet, J., Quatieri, T. and Oppenheim, A., “Short-time homomorphic analysis”, Proc. ICASSP77, vol. 2, pp. 716-722, 1977.
- [5] Doval, B., D’Alessandro, C., and Henrich, N., “The voice source as a causal/anticausal linear filter”, VOQUAL03, pp. 15-19, 2003.
- [6] Bozkurt, B., Couvreur, L., and Dutoit, T., “Chirp group delay analysis of speech signals”, Speech Comm., vol. 49, issue 3, pp. 159-176, 2007.
- [7] Steiglitz, K. and Dickinson, B., “Computation of the complex cepstrum by factorization of the z-transform”, Proc. ICASSP77, vol. 2, pp. 723-726, 1977.
- [8] Steiglitz, K., and Dickinson, B., “Phase unwrapping by factorization”, IEEE Trans. on ASSP, vol. 30, no. 6, pp. 984-991, 1982.
- [9] Fant, G., Liljencrants, J., and Lin, Q., “A four parameter model of glottal flow”, STL-QPSR4, pp. 1-13, 1985.
- [10] Drugman, T., Bozkurt, B., and Dutoit, T., “Chirp decomposition of speech signals for glottal source estimation”, ISCA Workshop on Non-linear Speech Processing, 2009 (submitted).
- [11] Bozkurt, B., Doval, B., D’Alessandro, C. and Dutoit, T., “Appropriate windowing for group delay analysis and roots of Z-transform of speech signals”, Proc. Eusipco, 2004.
- [12] Bozkurt, B., Doval, B., D’Alessandro, C. and Dutoit, T., “A Method For Glottal Formant Frequency Estimation”, Proc. Inter-speech, 2004.